

WE KNOW CLEAN™

A FAMILY COMPANY SINCE 1967



KODIAK®


Cleaning Equipment



K11 | K16 | K25

Unleash Your Full Cleaning Potential

**SMALL, MEDIUM, & LARGE
FLOOR SCRUBBERS**

Made in the USA 

**AFFORDABLE &
RELIABLE EQUIPMENT**



PICK THE CHASSIS



SMALL

K11 *Coming Soon!*

Don't let the size fool you, this floor scrubber provides premium performance and durability compared to others in the market. Maintain cleanliness in Fabrication Shops, Auto-Truck Dealers, and Machine Shops easily and cover up to 50,000 ft² per charge! The squeegee blades and brushes can be rotated or flipped without tools to allow maximum usage prior to replacement and to aid in easy changes.

Cleaning Path: 17 - 20 in (43 - 51cm) | **Solution Tank Capacity:** 10gal (38L)
Run Time: Up to 2.5 hours | **Recovery Tank Capacity:** 10gal (38L)



MEDIUM

K16

Kodiak delivers a budget conscious and consistent clean their top priorities while delivering a durable floor scrubber that will last for years. Maintain cleanliness in Warehouses, Fitness Facilities, Fabrication Shops, & other more and cover up to 80,000 ft² per charge! The scrub brushes are installed and removed without tools to allow ease when switching between application's needs. The squeegee blades can be rotated or flipped without tools. Ensure complete cleaning in a variety of sized applications with a reliable scrubber.

Cleaning Path: 20 - 28in (51 - 71cm) | **Solution Tank Capacity:** 16gal (60l)
Run Time: Up to 3 hours | **Recovery Tank Capacity:** 16gal (60l)



LARGE

K25


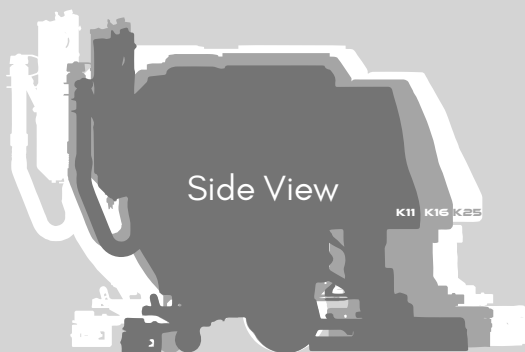
Clean for extended hours with the K25 high-performance Battery Floor Scrubber and cover up to 110,000 ft² per charge! This floor scrubber is equipped with large tanks for large area cleaning. Take control of your facility cleaning and provide consistent results for years. The K25 is designed around a steel frame to ensure durability while being budget friendly. The scrub brushes are installed and removed without tools to allow ease when switching between application's needs. Premium performance with your budget in mind.

Cleaning Path: 28 - 32in (71 - 81cm) | **Solution Tank Capacity:** 25gal (94l)
Run Time: Up to 3 hours | **Recovery Tank Capacity:** 26gal (98l)



CHASSIS SIZE COMPARISON

-  = K11
-  = K16
-  = K25




Specifications and features subject to change without notice.



PICK THE DECK



DISK SCRUB DECK




Benefits

- Lowest Maintenance Cost
- Improved Cleaning on Irregular Floors
- Brush / Pad Selection
- Brushes Individually-Driven for Unmatched Performance



26 in Disk Deck on K16 Chassis Shown

ORBITAL SCRUB DECK



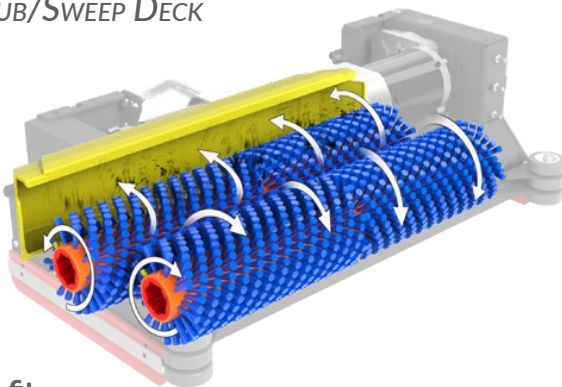
Benefits

- Chemical Free Stripping
- Reduce Slip & Fall Potential
- 70% Reduction in Water Usage
- Consistent Results - No Swirl Marks
- VCT Prep & Recoat



24 in Orbital Deck on K16 Chassis Shown

CYLINDRICAL SCRUB/SWEEP DECK



Benefits

- Eliminates Dust Mopping
- Scrub & Sweep Simultaneously*
- Superior Tile & Grout Cleaning
- Excellent on Rubber Surfaces
- Great for Indoor Track Fields



26 in Cylindrical Deck on K16 Chassis Shown

*K11 Cylindrical Deck will have a single brush and no hopper.



PICK THE OPTIONS



DRAIN SAVERS & DELUXE FILL OPTIONS

Conveniently fill the floor scrubber fresh water tank from any standard faucet with the 60 inch retractable hose. Drain saver basket keep your Recovery tanks debris free, and simple to remove for disposal.




ON-BOARD BATTERY CHARGER

Charge anywhere in the facility with a plug and forget charger. LED Indicator lights shows state of charge and historic charge cycle data can be downloaded for review.



WET / AGM BATTERY OPTIONS

Choose between a variety of battery options for optimal run and charge times based on the application and needs.



HAND GUARDS FOR SAFER OPERATION

Protect operators with heavy duty hand guards.



TAKE A LOOK INSIDE



Simple Toggle Switches

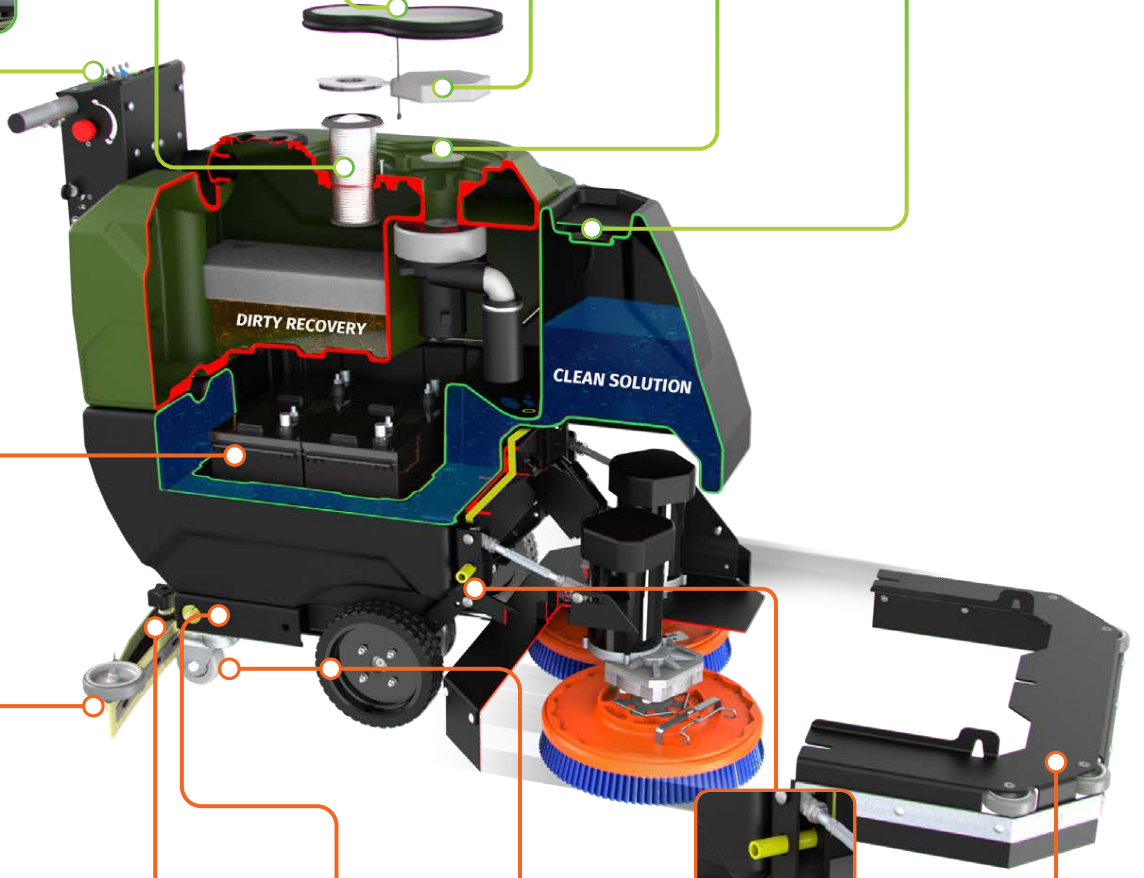
Stainless Vac Screen

Removable Tank Lid

White Vac Filter

Fine Mesh Filter

Front Fill Port



DIRTY RECOVERY

CLEAN SOLUTION

Poly Battery Box

Quick Change Squeegee Latch

Tie-Down Point


All-Steel Frame

Non-Marking Tires

Blow by Discharge Drain

Removable Shroud





Technical Data KODIAK K11, K16, & K25 AT A GLANCE

SPECIFICATION	K11 (Coming Soon!)	K16	K25
Disk Scrub Path	17 & 20 in (43 & 51 cm)	20, 26, 28 in (51, 66 & 71 cm)	28 & 32 in (71 & 81 cm)
Cylindrical Path	24 in (61 cm)	26 in (66 cm)	26 & 30 in (66 & 76 cm)
Orbital Path	20 in (51 cm)	24 & 28 in (61 & 71 cm)	24 & 28 in (61 & 71 cm)
Dimensions (L x W x H) <small>*Dimensions listed are for the largest width deck configuration and squeegees removed from the machine.</small>	49.5 x 22.5 x 38 in* (125 x 64 x 96 cm*)	53 x 29 x 38.5 in* (135 x 74 x 98 cm*)	62 x 33 x 39.5 in* (157 x 84 x 100 cm*)
Solution Tank	11 Gallons (41 L)	16 Gallons (60 L)	25 Gallons (95 L)
Recovery Tank	12 Gallons (45 L)	16 Gallons (60 L)	26 Gallons (98 L)
Demisting Chamber	1 Gallon (4 L)	2 Gallons (8 L)	2.5 Gallons (9 L)
Run Time <small>*Based on continuous scrubbing run times, standard batteries, low down pressure and all options off.</small>	Up to 2.5 Hours*	Up to 3 Hours*	Up to 3.5 Hours*
Theoretical Coverage <small>*Coverage is based off of ISSA 2010 Cleaning Times</small>	50,000 ft ² /charge* (4,645 m ² /charge*)	80,000 ft ² /charge* (7,432 m ² /charge*)	110,000 ft ² /charge* (10,219 m ² /charge*)

Please Note: Specifications and features subject to change without notice.



WHY CHOOSE KODIAK?

Kodiak Cleaning Equipment specializes in durable equipment that will last for years to come. If you are tired of purchasing a new floor scrubber every year, you have come to the right place! We would love to get in contact with you and provide a complimentary Site Survey and Demonstration. Finally a quality alternative to used, reconditioned, demoed or cheap imported products that break and lack local support. Kodiak is assembled with American Labor and has parts and technical support 2nd to none. Comparable in price to mid-lower segment equipment, but not cheaply made. Reduced cost to build due to simplicity in design, leveraging excess production capacity and brought to market with exhibiting resources.

A FAMILY COMPANY SINCE 1967



WE KNOW CLEAN™

EQUIPMENT PARTS RENTALS SERVICE SUPPLIES

SWEEPERLAND.COM

Corporate Headquarters | 4713 Gettysburg Road | Mechanicsburg, PA 17055

Contact Us Today: 1-800-626-7835