

WE KNOW CLEAN™

A FAMILY COMPANY SINCE 1967



***POWERBOSS***

THE POWER OF CLEAN

# SCRUBMASTER B175 R

Ride-on Scrubber for Efficient Cleaning

33, 35, & 42 INCH  
WORKING WIDTHS AVAILABLE

CLEANING PERFORMANCE  
UP TO 81,375 FT<sup>2</sup>/HR

CLEANING ON INCLINES  
OF UP TO 15%



Particularly efficient, highly manoeuvrable, and designed to work on inclines: the Scrubmaster B175 R. With three different working widths available and equipped with either disc- or cylindrical brushes providing a cleaning performance of up to 81,371 ft<sup>2</sup>/h, this ride-on scrubber-drier masters almost any cleaning tasks - even when working uphill: The Scrubmaster B175 R can manage inclines of up to 15% in cleaning mode, which makes this scrubber-drier your number-one choice when it comes to cleaning multi-storey car parks as well as other large areas such as airports and industrial production halls or shopping centers and logistics facilities.

- **Extremely maneuverable: Thanks to the 90-degree steering angle and a turning circle of only 70 inches**
- **Can easily be adapted to meet individual cleaning requirements**
- **Illuminated display: provides easy and intuitive operation**



### Ergonomic & Clearly Structured

This ride-on scrubber-drier enables operators to carry out all cleaning tasks with ease. The design of the Scrubmaster B175 R is consistently ergonomic - and has been developed with much attention to detail. The comfortable workplace allows pleasant working and a back-friendly sitting posture. All operating elements are in clear view and within easy reach of the driver. Daily routine work is no problem at all thanks to easy-to-access and clearly marked components. From energy supply to tank cleaning-- any routine work can be carried out quickly and with very little effort.



### No time-consuming pre-cleaning necessary

The pre-sweep unit (optional) collects any loose dirt prior to wet-cleaning the floor.

### Intuitive and Easy to Use

All the cleaning functions of the Scrubmaster B120 R are visible at a glance on the illuminated, 4.3 inch display, which is intuitive and easy to use - via one-touch keys or a turn-push regulator.

- 1-button operating system: starts all cleaning functions at the push of a button
- Boost button: activates both maximum water supply and brush pressure
- Slow mode: reduces the speed to 2.2 mph
- Info displays: e.g. for the battery charging level or the filling level of the solution and recovery tanks

### Working on inclines of up to 15% in cleaning mode

The Scrubmaster B175 R efficiently carries out cleaning tasks even in difficult conditions. This ride-on scrubber is so powerful that it provides cleaning on inclines of up to 15 %, for instance on access ramps in multi-storey car parks.

# Special Features Designed with Attention to Detail



**Everything under control:** practical 1-button operating system. Slow-mode allows reducing the speed to 2.2 mph at the push of a button to provide even more efficient cleaning. The boost button activates maximum water supply and brush pressure.



**Illuminated and intuitive display:** Indicates the battery charging level and the filling level of the solution and recovery tank.



**Comfortable working:** The ergonomic driver's seat (optional) allows a pleasant and back-friendly sitting posture.



**Excellent Comfort:** Scrubmaster B175 R has been awarded the AGR (Aktion Gesunder Rücken e.V.) quality label for its ergonomic overall machine concept.



**Charge your mobile phone at any time:** USB charging socket for mobile phones included as a standard.



**Perfect view:** The driver's seat is in the middle to allow the operator a perfect viewpoint of the working area.




**Let there be light:** The work light (optional) illuminates the area you want to clean.



**Daily maintenance and machine-cleaning made easy:** The squeegee folds up manually.



**Easy-to-clean recovery tank:** The recovery tank has a large opening to provide easy access. Particularly practical in combination with the spray nozzle (optional).



**Adding the optimal amount of cleaning detergents** in relation to the amount of water supplied in the cleaning process. The onboard dosing system is fully integrated into the machine design.



**Quick and easy changing of the brushes:** Thanks to the automatic drop and pickup system.



**Cleanliness all the way:** Thanks to optional accessories such as a spraying nozzle with holder to clean the machine or a hand held spraying/suction tool to clean up difficult to reach areas.



## Innovations provide reduced operating costs and increased economic efficiency

PowerBoss's technology contributes to reducing operating costs, increasing economic efficiency and cleaning in a more eco-friendly manner.

- **PowerBoss® AquaForce® chemical-free working:** with demineralised water that helps to dissolve and remove dirt more effectively and reduce re-soiling without the need for expensive cleaning chemicals.
- **PowerBoss® Chemical on Demand:** need-based use of chemicals - Cleaning chemicals are added only when absolutely necessary.
- **PowerBoss® AquaControl:** saves up to 50 % of water, thanks to intelligent brush systems and our automatic water-stop function when the machine stands still.
- **PowerBoss® AntiBac®:** Hygiene-sensitive areas place the highest demands on floor cleaning solutions. PowerBoss® meets these demands with PowerBoss® AntiBac®, which significantly reduces fungal and bacterial growth in the tank.

# Technical Data

## ScrubB175 R AT A GLANCE






FEATURE	SM3346	SM3546	SM4246
Productivity	64,045 ft <sup>2</sup> /hr	67,813 ft <sup>2</sup> /hr	81,375 ft <sup>2</sup> /hr
Sweep Capable	Cyl. Wet Sweep w/ Side Brooms	Optional Dry Sweep	Optional Dry Sweep
Working width	33 inches	35 inches	42 inches
Solution Tank	46 gallons	46 Gallons	46 Gallons
Recovery Tank	46 Gallons	46 Gallons	46 Gallons
Working Speed	4 mph	4 mph	4 mph
Nominal Voltage	36 V	24 V	24 V
Machine Battery Size	280 - 320 Ah	280 - 320 Ah	280 - 320 Ah
Power Consumption			
Brush Motor	2 x 920W	2 x 930 W	2 x 930 W
Power Cons. Vacuum Motor (1/2 turbines)	640/1,280 W	640/1,280 W	640/1,280 W
Number/Type of Brushes	(2) 33" Cylindrical	(2) 17.5" Disc	(3) 12" Disc
Brushes Motor/RPM	(2) 1 HP 850 rpm	(2) 1 HP 210 rpm	(2) 1 HP 210 rpm
Width	37 inches	37 inches	44 inches
Width w/ Squeegee	45 inches	45 inches	51 inches
Total Weight, RTU	2,205 lbs	2,227 lbs	2,238 lbs
Power Source	Battery	Battery	Battery



A FAMILY COMPANY SINCE 1967



### WE KNOW CLEAN™

 EQUIPMENT
  PARTS
  RENTALS
  SERVICE
  SUPPLIES

[SWEEPERLAND.COM](http://SWEEPERLAND.COM)

Corporate Headquarters | 4713 Gettysburg Road | Mechanicsburg, PA 17055

Contact Us Today: 1-800-626-7835