

WE KNOW CLEAN™



***POWERBOSS***  
THE POWER OF CLEAN  
**SCRUBMASTER B120 R**

Ride-on Scrubber for Larger Areas

**28, 30, 34, & 36 INCH  
WORKING WIDTHS AVAILABLE**

**CLEANING PERFORMANCE  
UP TO 62,431 FT<sup>2</sup>/HR**

**HIGHLY ECONOMICAL  
AND EFFICIENT**



Highly productive, maneuverable and ergonomic: The Scrubmaster B120R combines high area performance with extreme maneuverability, which makes this scrubber the perfect choice when it comes to cleaning shopping centers, production halls and highly-frequented buildings such as bus & train stations or airports. A tank capacity of 32 gallons as well as the machine's cleaning performance of 62,431 ft<sup>2</sup>/h, four different working widths available and long machine runtimes ensure fast and efficient cleaning of larger areas.

- **Extremely maneuverable: Thanks to the 90-degree steering angle and a turning circle of only 70 inches**
- **Ergonomic workplace equipped with many practical features**
- **Can easily be adapted to meet individual cleaning requirements**
- **Compact design - can be used in narrow aisles and hallways**
- **Illuminated display: provides easy and intuitive operation**



### Highly Flexible

This ride-on scrubber is extremely flexible in every day use. When equipped with two cylindrical brushes, it enables both sweeping and scrubbing in a single working step. The Scrubmaster B120 R can be equipped with either disc or cylindrical brushes to meet individual cleaning requirements. Changing from disc to cylindrical brushes and vice versa is particularly easy thanks to the upward-opening side strippers.

### Ergonomic Workplace

This scrubber provides a perfect workplace for operators. The design of the Scrubmaster B120 R focuses on superior ergonomics – right down to the last detail. The machine is equipped with a wide range of practical features that ensure more efficient working. The comfortable seat allows a pleasant and back-friendly sitting posture. All operating elements are clearly arranged and within easy reach of the driver. Daily routine work is no problem at all thanks to easy-to-access and clearly marked components. From the energy supply to tank cleaning: Any routine work can be carried out quickly and with very little effort.



### Intuitive and Easy to Use

All the cleaning functions of the Scrubmaster B120 R are visible at a glance on the illuminated display, which is intuitive and easy to use.

- 1-button operating system: starts all cleaning functions at the push of a button
- Boost button: activates both maximum water supply and brush pressure
- Slow mode: reduces the speed to 2.2 mph
- Warning signal: warns the operator when the filling level in the solution tank sinks below 2.5 gallons

### Extremely Maneuverable

Highly flexible in every-day use: The Scrubmaster B120 R provides easy cleaning of corners, narrow aisles and hallways. Thanks to its particular benefits – the 90-degree steering angle and a turning circle of only 70 inches – this machine can make a complete U-turn in the smallest of areas.

# Special Features Designed with Attention to Detail



**Illuminated, intuitive display:** with a 1- button operating system, boost button for maximum water supply and brush pressure, and slow mode activation -- all at the push of a button.




**Safe Working** in highly-frequented environments: warning systems and work lights (optional).




**Can be used in narrow aisles and hallways** thanks to its particularly compact design. 90 degree steering angle, turning circle of only 70 inches.



**Excellent Comfort:** Scrubmaster B120 R has been awarded the AGR (Aktion Gesunder Rücken e.V.) quality label for its ergonomic overall machine concept.



**Durable:** robust bumpers at the front and rear of the machine protects all components




**Working close to edges** thanks to the brush deck protruding to the right



**Uncomplicated charging** any conventional power outlet thanks to the on-board charger



**Adding the optimal amount of cleaning detergents** in relation to the amount of water supplied in the cleaning process. The on-board dosing system is fully integrated into the machine.



**Brush and pad wear indicator: easy to read.** And the convenient discharge mechanism enables fast and easy changing of the brushes-- tool free!



**Tank cleaning made easy:** No dirt deposits thanks to the smooth inner surfaces of the tank. Clearly marked, all components requiring regular checks and maintenance are marked in yellow.



## Innovations provide reduced operating costs and increased economic efficiency

PowerBoss's technology contributes to reducing operating costs, increasing economic efficiency and cleaning in a more eco-friendly manner.

- **PowerBoss® AquaForce chemical-free working:** with demineralised water that helps to dissolve and remove dirt more effectively and reduce re-soiling without the need for expensive cleaning chemicals.
- **PowerBoss® Chemical on Demand:** need-based use of chemicals - Cleaning chemicals are added only when absolutely necessary.
- **PowerBoss® AquaControl:** saves up to 50 % of water, thanks to intelligent brush systems and our automatic water-stop function when the machine stands still.
- **PowerBoss® LowNoise:** ensures that noise does not become a nuisance. Particularly low-noise working that causes no disturbance at all.



# Technical Data

## B120 R AT A GLANCE






FEATURE	SM2832C	SM2832C	SM2832C	SM2832C
Productivity	48,438 ft <sup>2</sup> /hr	51,667 ft <sup>2</sup> /hr	59,202 ft <sup>2</sup> /hr	62,431 ft <sup>2</sup> /hr
Sweep Capable	Cylindrical Wet Sweep	NO	Cylindrical Wet Sweep	NO
Working width	28 inches	30 inches	34 inches	36 inches
Solution Tank	32 gallons	32 gallons	32 gallons	32 gallons
Recovery Tank	32 Gallons	32 Gallons	32 Gallons	32 Gallons
Working Speed	4 mph	4 mph	4 mph	4 mph
Nominal Voltage	24 V	24 V	24 V	24 V
Power Consumption Drive Motor	727 W	727 W	727 W	727 W
Power Consumption Brush Motor	2 x 876 W	2 x 876 W	2 x 876 W	2 x 876 W
Power Consumption Vacuum Motor	480 W	480 W	480 W	480 W
Number/Type of Brushes	2 / Cylindrical	2 / Disc	2 / Cylindrical	2 / Disc
Brushes RPM	(2) 1 HP 850 rpm	(2) 1 HP 210 rpm	(2) 1 HP 850 rpm	(2) 1 HP 210 rpm
Width	32 inches	32 inches	37 inches	37 inches
Width w/ Squeegee	38 inches	38 inches	44 inches	44 inches
Total Weight, RTU	1,559 lbs	1,594 lbs	1,563 lbs	1,563 lbs
Power Source	Battery	Battery	Battery	Battery



A FAMILY COMPANY SINCE 1967



# WE KNOW CLEAN™

 EQUIPMENT
  PARTS
  RENTALS
  SERVICE
  SUPPLIES

[SWEEPERLAND.COM](http://SWEEPERLAND.COM)