

WE KNOW CLEAN™

A FAMILY COMPANY SINCE 1967



POWERBOSS THE POWER OF CLEAN **APEX 47**

Ride-on vacuum sweeper for medium-sized industrial areas

**28-47 INCH WORKING
WIDTHS AVAILABLE**

**SWEEPING PERFORMANCE
OF UP TO 77,500 ft²/h**

**MANUAL & HIGH DUMP
DIRT HOPPERS AVAILABLE**



High levels of economic efficiency, first-class comfort: The Apex 47 offers even more features and individual extras than other machines in its class. Even more powerful drive systems as well as an automated filter-cleaning system and many practical, optional extras extend the machine's range of applications. Comfort seats, flashing beacons, a vacuum cleaner (battery-powered version) or an overhead guard are available for individual configuration. This ride-on vacuum sweeper is particularly maneuverable and provides a high sweeping performance of up to 77,500 ft²/h, which makes it ideal for cleaning medium-sized areas.

- **Efficient sweeping close to edges with up to four side brooms**
- **Clean exhaust air thanks to a separation efficiency of over 99% and Hako's patented R²S filter-cleaning technology**
- **Heavy-duty design for tough continuous operation**
- **Automatic-Hopper & Broom-Adjustment system ensures safe handling by any operator**
- **Electric drive system, powerful combustion engine or LPG system**



Battery, gasoline or LPG: excellent drive systems optimized for in- and outdoor use

With our ride-on vacuum sweeper Apex 47 you can choose between emission-free electric drives with different battery systems for indoor use and powerful yet smooth-running gasoline engines for demanding outdoor applications. In addition, the Apex 47 can be equipped with an LPG system. This machine can work for up to 4.5 hours without interruption and has a climbing ability of up to 16%, depending on the model. This ensures sufficient power reserves for cleaning access ramps and driveways, or in multi-story parking garages

Brilliant Results

The 90-degree steering angle ensures that this machine is extremely maneuverable. The Apex 47 can be equipped with up to four side brooms to ensure efficient sweeping close to edges. The brooms do the groundwork for the large sweeping cylinder, which then collects the dirt and deposits it into the dirt hopper. The powerful suction fan ensures constantly clean exhaust air – thanks to both the plate filter providing a separation efficiency of over 99% and patented R²S filter-cleaning technology.

Special Features Designed with Attention to Detail



Take-it-easy: The two dirt hoppers can be removed separately and emptied with ease. The hopper lifting system is particularly easy to operate and allows checking the filling level or throwing coarse pieces of debris into the hoppers at any time.



Comfortable high dump: At the push of a button, the dirt hopper can be emptied directly into any customary waste container (option).



Safe working: This machine ensures both safe working and stopping on access ramps at any time. Climbing ability, depending on the model: up to 16%



Maneuverability: Small turning circle even in particularly confined areas thanks to the 90-degree steering angle.



Up to four side brooms: Additional side brooms are available for increased efficiency and even better sweeping results.



Easy changing of the cylinder: Changing the sweeping cylinder is particularly easy; no tools needed.



Adjusting the brooms: Central adjustment of the brooms; no tools needed.



Filter: Easy-to-access electric R²S filter shaker system.



Highly service and maintenance friendly: Clearly structured engine compartments provide easy access for service and maintenance purposes.

Technical Data

APEX 47 AT A GLANCE






FEATURE	SPECIFICATION
Fuel Source	Battery, LPG, Gasoline
Main Broom Width	28"
Sweep Path (1 Side Broom)	40"
Sweep Path (2 Side Brooms)	47"
Productivity (1 Side Broom)	61,354 ft ² /hr
Productivity (2 Side Brooms)	77,500 ft ² /hr
Low Dump Hopper Volume	2.1 cu ft
High Dump Hopper Volume	2.1 cu ft
Multi Level Dump Clearance	60"
Dust Control Filter Area	30.14 cu ft
Turning Radius	70"
Max Speed	4 mph
Climbing Ability	9 degrees
Dimensions (L x W x H)	59" x 50" x 52"
Weight (w/o Batteries)	772 lbs
Weight (w/ Batteries)	970 lbs

QUALITY OF LIFE FEATURES	BENEFITS
Low Dump	Easy to empty with ergonomic handle.
Quick Change Main Broom	Main Broom and holder can be changed without tools, saving time.
Large Diameter Main Broom	Allows for the sweeping of larger heavier debris.
Hopper Volume	Overthrow hoppers fill from the bottom up, maximizing hopper capacity, saving trips to the dumpster.
Dust Control	Large filter area 30.14 cubic ft controls dust.
Maneuverability	Front wheel steering provides 70" turning radius.
Safety Seat	Automatic shut off.
Maintenance Key Lock	Provide security allowing only authorized persons to operate.
High Dump	Easy removal of debris without handling.
Compact Control Console	Easy view and access of all operators functions.
Wet Sweep Bypass	Can be used in damp environments.

A FAMILY COMPANY SINCE 1967



WE KNOW CLEAN™

 EQUIPMENT
  PARTS
  RENTALS
  SERVICE
  SUPPLIES

SWEEPERLAND.COM