





M17

(Battery)

Sweeper Scrubber Parts Manual



*ES[®] Extended Scrub System
TennantTrue[®] Parts
IRIS[®] a Tennant Technology
Pro-Panel[™] Controls
Insta-Fit[™] Adapter*



North America / International

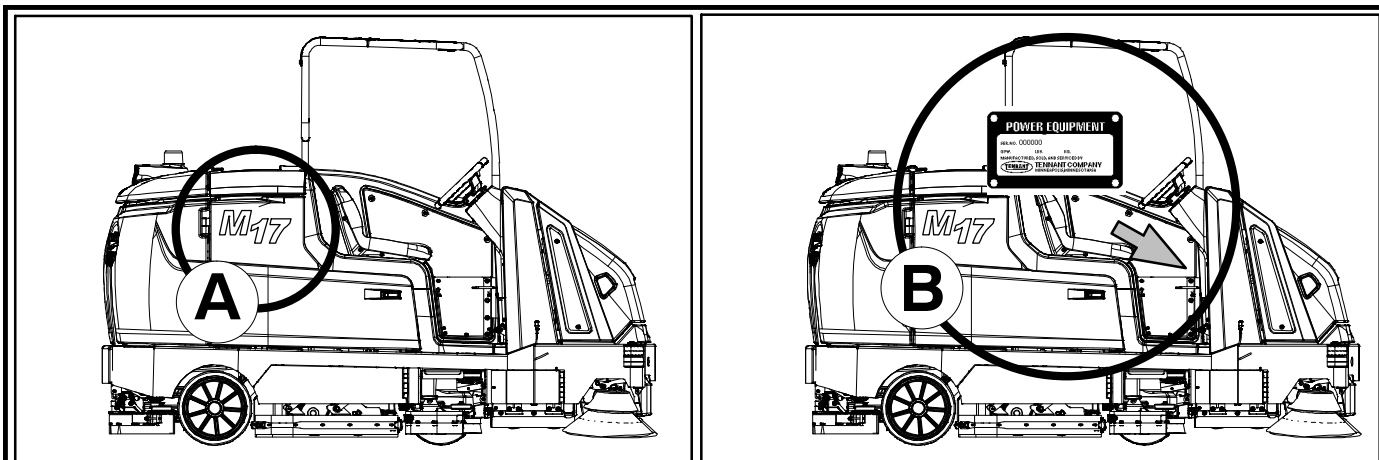


For latest Parts manual or other
Operator language manual, visit:

www.tennantco.com/manuals

9017357
Rev. 01 (7-2016)





Ref	Part No.	Serial Number	Description	Qty.
1	82681	(000000—)	Bracket Wldt, Lpg Mount	1
2	63810	(000000—)	Latch Assy, Lpg Tank Mtg, W/Nut	4
3	51839	(000000—)	Nut Adjustable, Lpg Tank Mtg	2
4	49263	(000000—)	Tie, Cable	3
5	82556	(000000—001039)	Bracket, Vaporizer	1
6	54930	(000000—)	Vaporizer, LPG	1

HOW TO ORDER PARTS – See diagram above

Only use TENNANT Company supplied or equivalent parts. Parts and supplies may be ordered online, by phone, by fax or by mail.

Follow the steps below to ensure prompt delivery.

1. **(A)** Identify the machine model.
2. **(B)** Identify the machine serial number from the data plate.
3. **(C)** Ensure the proper serial number is used from the parts list.
4. Identify the part number and quantity. Do not order by page or reference numbers.
5. Provide your name, company name, customer ID number, billing and shipping address, phone number and purchase order number.
6. Provide detail shipping instructions.

(D) ▽ – Identifies an assembly
 ▲ – Identifies parts included in assembly

EN

Please fill out at time of installation for future reference.

Model No. – _____

Serial No. – _____

Machine Options – _____

Sales Rep. – _____

Sales Rep. phone no. – _____

Customer ID Number – _____

Installation Date – _____

Tennant Company
 PO Box 1452
 Minneapolis, MN 55440
 Phone: (800) 553-8033 or (763) 513-2850
 www.tennantco.com

Touch-N-Go, 1-STEP, Dura-Track, SmartRelease, Duramer, Insta-Fit are trademarks of Tennant Company.
 Specifications and parts are subject to change without notice.
 Copyright © 2016 TENNANT Company, Printed in U.S.A.

CN	<p>如何订购部件 - 参见下表 仅使用 TENNANT 公司提供的或同等部件。部件和供应可以在线订购，通过电话、传真或邮件订购。 请遵循下面的步骤确保及时交付。</p> <ol style="list-style-type: none"> 1. (A) 确定机器型号。 2. (B) 从数据标签确定机器序列号。 3. (C) 确保使用部件列表中的正确序列号。 4. 确定部件号和数量。 不要按页面或参考编号订购。 5. 提供您的姓名、公司名称、客户 ID 号、付帐和送货地址、 电话号码和采购单编号。 6. 提供详细的送货说明。 <hr/> <p>(D) ▽ - 确定组件 ▲ - 确定组件中包含的组件</p>	<p>请在安装时填写供未来参考。</p> <p>型号 - _____</p> <p>序列号 - _____</p> <p>机器选项 - _____</p> <p>销售代表 - _____</p> <p>销售代表电话号码 - _____</p> <p>客户 ID 编号 - _____</p> <p>安装日期 - _____</p>
-----------	--	--

ES	<p>CÓMO SOLICITAR PIEZAS - Consulte el diagrama anterior.</p> <p>Utilice sólo las piezas suministradas por TENNANT Company o piezas equivalentes. Puede solicitar las piezas a través de internet, por teléfono, por fax o por correo.</p> <p>Siga los siguientes pasos para que la entrega sea rápida.</p> <ol style="list-style-type: none"> 1. (A) Indique el modelo de máquina. 2. (B) Indique el número de serie de la etiqueta de datos. 3. (C) Asegúrese de que indica el número de serie correcto de la lista de piezas. 4. Indique la cantidad y el número de la pieza. No realice el pedido indicando el número de página o el de referencia. 5. Incluya su nombre, el nombre de la empresa, el ID de cliente, las direcciones de envío y facturación, el número de teléfono y el número del pedido de compra. 6. Facilite instrucciones de envío. <hr/> <p>(D) ▽ - identifica un conjunto ▲ - identifica piezas de un conjunto</p>	<p>Rellene estos datos cuando realice la instalación para utilizarlos como referencia en el futuro.</p> <p>Nº modelo - _____</p> <p>Nº serie - _____</p> <p>Opciones de la máquina - _____</p> <p>Vendedor - _____</p> <p>Nº teléfono vendedor - _____</p> <p>Nº cliente - _____</p> <p>Fecha de instalación - _____</p>
-----------	---	---

FR	<p>COMMENT COMMANDER DES PIÈCES DÉTACHÉES - Voir le schéma ci-dessus.</p> <p>Utilisez uniquement des pièces fournies par la société TENNANT ou équivalentes. Les pièces et fournitures peuvent être commandées en ligne, par téléphone, fax, ou par courrier.</p> <p>Suivez les étapes ci-dessous pour assurer une livraison rapide.</p> <ol style="list-style-type: none"> 1. (A) Identifiez le modèle de la machine. 2. (B) Identifiez le numéro de série de la machine, à partir de l'étiquette signalétique. 3. (C) Assurez-vous que le numéro de série correct est utilisé à partir de la liste de pièces détachées. 4. Identifiez le numéro de pièce et la quantité. Ne commandez pas par page ou numéros de référence. 5. Fournissez votre nom, le nom de votre société, votre numéro d'identification de client, l'adresse de facturation et d'expédition, le numéro de téléphone et le numéro du bon de commande. 6. Fournissez des instructions d'expédition détaillées. <hr/> <p>(D) ▽ - identifie un assemblage ▲ - identifie les pièces composant l'assemblage</p>	<p>A remplir au moment de l'installation à titre de référence.</p> <p>Nº du modèle - _____</p> <p>Nº de série - _____</p> <p>Options de la machine - _____</p> <p>Agent commercial - _____</p> <p>Nº tél. de l'agent commercial - _____</p> <p>Numéro d'identification client - _____</p> <p>Date d'installation - _____</p>
-----------	---	---

JP	<p>パーツの発注方法 ? 上記の図を参照してください TENNANT社製のパーツまたは同等品のみをお使いください。 パーツやサプライ品のご注文は、オンライン、電話、FAX、または手紙でお願いいたします。 確実にお届けできるように、以下の情報お知らせください。</p> <ol style="list-style-type: none"> 1. (A) 製品のモデル名をお知らせください。 2. (B) 製品のデータラベルに印刷されているシリアル番号 をお知らせください。 3. (C) パーツリストを参照して、シリアル番号が正しいかご確認 ください。 4. パーツ番号と数量をお知らせください。マニュアル/カタログの ページ番号や参照番号でのご注文はご遠慮ください。 5. お客様のお名前、会社名、顧客ID番号、請求/発送先住所、 電話番号、注文書番号をお知らせください。 6. 発送に関するご希望があれば、明記してください。 <hr/> <p>(D) ▽ - アセンブリを示します ▲ - アセンブリに含まれるパーツを示します</p>	<p>後日確認できるように、設置時に記入してください。</p> <p>モデルNo. - _____</p> <p>シリアルNo. - _____</p> <p>製品のオプション - _____</p> <p>販売代理店 - _____</p> <p>販売代理店の電話番号 - _____</p> <p>顧客ID番号 - _____</p> <p>設置日 - _____</p>
-----------	--	---

GENERAL RECOMMENDED MAINTENANCE

NA

General Recommended Maintenance Items

Ref.	Part No.	Serial Number	Description	Qty.
▽	9020270	(000000-) Service Kit [T17]	1
▲	1207086	(000000-) Blade, Front Squeegee 56.6l (Linard)	1
▲	1207087	(000000-) Blade, Rear Squeegee 60.6l (Linatex)	1
▲	1213211	(000000-) Blade, Sqge, Side, Linatex	2
▲	1037822	(000000-) Filter, Panl, Dust, 2.0 X 06.1 X 07.6	1
▲	1206370	(000000-) Hose Assy, Drain, 3.0 Id 35 L	1
▲	1207661	(000000-) Hose Assy, Rear Squeegee	1
▲	9020233	(000000-) Caster Assy, Sq, Rear, Afmkt [T17]	2
▽	9020271	(000000-) Squeegee Kit, Rear_Side, Linatex [T17]	1
▲	1207086	(000000-) Blade, Front Squeegee 56.6l (Linard)	1
▲	1207087	(000000-) Blade, Rear Squeegee 60.6l (Linatex)	1
▲	1213211	(000000-) Blade, Sqge, Side, Linatex	2
▽	9020272	(000000-) Squeegee Kit, Rear_Side, Urethane [T17]	1
▲	1208356	(000000-) Blade, Front Squeegee 56.6l (Urethane)	1
▲	1208357	(000000-) Blade, Rear Squeegee 60.6l (Urethane)	1
▲	1213266	(000000-) Blade, Sqge, Side, Ure	2
	16411	(000000-) Off Whites/G Acrylic12.8oz[Acm101-00171]	1
	16412	(000000-) Teal Blue S/G Enamel12.8oz[Icm101-70266]	1
	377540	(000000-) Paint, Airdry, Blk, 12oz	1
	377538	(000000-) Paint, Airdry, Gray, 12oz [Enamel]	1
	377537	(000000-) Iron Gray S/G Enamel12.8oz[Icm101-00517]	1
▽	9015028	(000000-) Belt Kit, Swp, Afmkt [M17]	1
▲	1217546	(000000-) Belt, Ribbed, 40.5l [Pj07]	1
▲	1217545	(000000-) Belt, Ribbed, 29.8l [Pj07]	1
▲	1221590	(000000-) Tool, Installation, Belt [M17]	1

SECTION 2

Contents	Page	Contents	Page
Fig. 1 – Replacement Brushes, Scrub Head	2-2	Fig. 44 – Rear Squeegee Group	2-88
Fig. 2 – Replacement Brushes, Sweeping and Side Scrub	2-4	Fig. 45 – Right Hand Door and Battery Cover Group	2-90
Fig. 3 – Main Frame Group	2-6	Fig. 46 – Electrical Box Group	2-92
Fig. 4 – Front Cover and Directional Pedal Group	2-8	Fig. 47 – Electrical Box Wires Group	2-94
Fig. 5 – Steering Wheel Group	2-10	Fig. 48 – Electrical Circuit Breaker Box Group, Sweeping	2-96
Fig. 6 – Power Steering Group	2-12	Fig. 49 – Electrical Box Group, Sweeping	2-98
Fig. 7 – Brake Pedal Group	2-14	Fig. 50 – Electrical Schematic	2-100
Fig. 8 – Instrument Panel Group	2-16	Fig. 51 – Wire Harnesses Group	2-106
Fig. 9 – Seat Group	2-18	Fig. 52 – Label Group	2-113
Fig. 10 – Deluxe Seat Kit	2-20		
Fig. 11 – Drive Wheel Group	2-22		
Fig. 12 – Drive Wheel Electrical Group	2-24		
Fig. 13 – Rear Wheels and Brake Group	2-26		
Fig. 14 – Sweeping Main Brush Drive Motor Group	2-28		
Fig. 15 – Sweeping Main Brush Frame Group . .	2-30		
Fig. 16 – Sweeping Main Brush Skirt Kit	2-32		
Fig. 17 – Sweeping Main Brush Seal Kit	2-34		
Fig. 18 – Sweeping Main Brush Lift Group	2-36		
Fig. 19 – Sweeping Side Brush Lift Group, Right Side	2-38		
Fig. 20 – Sweeping Side Brush Motor Group, Right Side	2-40		
Fig. 21 – Sweeping Side Brush Lift Group, Left Side	2-42		
Fig. 22 – Sweeping Side Brush Motor Group, Left Side	2-44		
Fig. 23 – Scrub Head Lift Group	2-46		
Fig. 24 – Scrub Head and Drive Motor Group, Disk	2-48		
Fig. 25 – Scrub Head Frame Group, Cylindrical .	2-50		
Fig. 26 – Scrub Head Drive Motors Group, Cylindrical	2-52		
Fig. 27 – Scrub Head Side Squeegee Group, Right Hand	2-54		
Fig. 28 – Scrub Head Side Squeegee Group, Left Hand	2-56		
Fig. 29 – Hopper and Bumper Group	2-58		
Fig. 30 – Hopper Cover Group	2-60		
Fig. 31 – Hopper Lift Arm Group	2-62		
Fig. 32 – Hopper Chain Roller and Cover Group	2-64		
Fig. 33 – Hopper Hydraulic Lift Pump Group . . .	2-66		
Fig. 34 – Hopper Vacuum Fan Group	2-68		
Fig. 35 – Hopper Filter Shaker Group	2-70		
Fig. 36 – Hopper Pre-Filter and Dump Door Group	2-72		
Fig. 37 – Solution Tank Group	2-74		
Fig. 38 – Solution Supply Group	2-76		
Fig. 39 – Recovery Tank Group	2-78		
Fig. 40 – Tank Drains Group	2-80		
Fig. 41 – Vacuum Fans and Rear Side Door Group	2-82		
Fig. 42 – Rear Squeegee Lift Group	2-84		
Fig. 43 – Rear Squeegee Linkage Group	2-86		

Fig. 1 - Replacement Brushes, Scrub Head

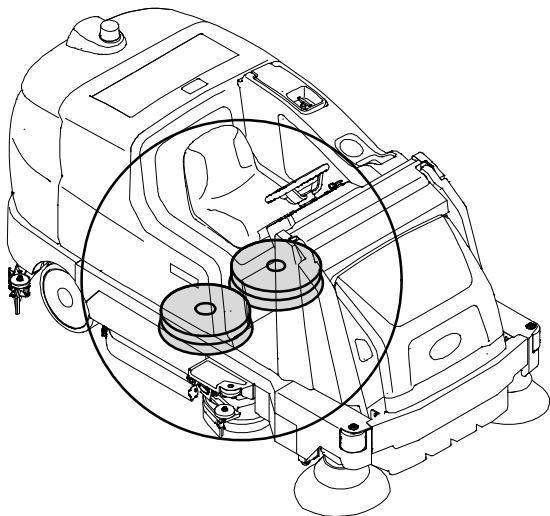
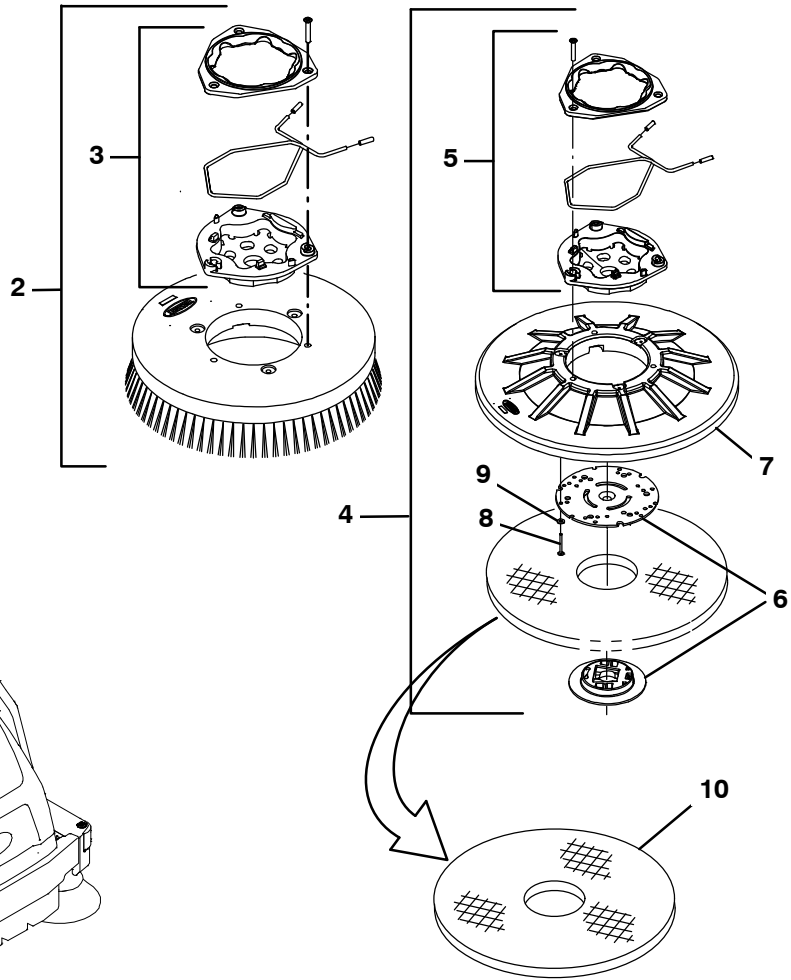
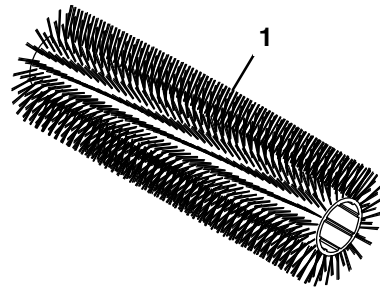
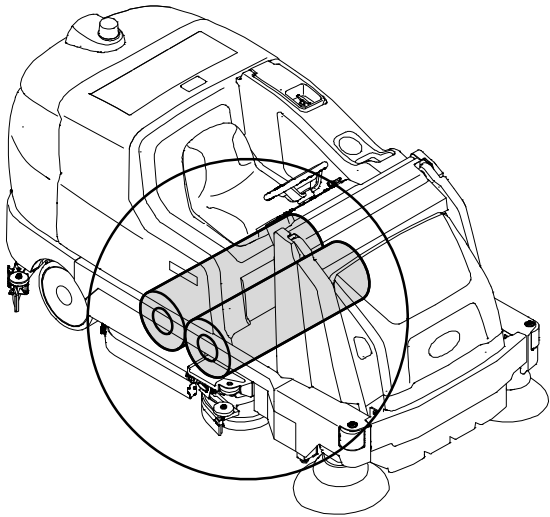


Fig. 1 – Replacement Brushes, Scrub Head

Ref.	Part No.	Serial Number	Description	Qty.
	1	386230	(000000–) Brush, Scb, 39l, 20sr, Polypropylene, Spl	2
	1	386240	(000000–) Brush, Scb, 39l, 20sr, Super Abrasive, Spl	2
	1	386250	(000000–) Brush, Scb, 39l, 20sr, Nylon, Spl	2
▽	2	1220193	(000000–) Brush Assy, Disk, Scb, 20.0d, Nylon	2
▲	3	9014666	(000000–) Brush Kit, Hub Assy, Drive, Ci [Uhmw]	1
▽	2	1220192	(000000–) Brush Assy, Disk, Scb, 20.0d, Polypropylene	2
▲	3	9014666	(000000–) Brush Kit, Hub Assy, Drive, Ci [Uhmw]	1
▽	2	1220194	(000000–) Brush Assy, Disk, Scb, 20.0d, Super Abrasive	2
▲	3	9014666	(000000–) Brush Kit, Hub Assy, Drive, Ci [Uhmw]	1
▽	4	1220201	(000000–) Driver Assy, Pad, 20.0d	2
▲	5	9014666	(000000–) Brush Kit, Hub Assy, Drive, Ci [Uhmw]	1
▲	6	370095	(000000–) Device, Centering, Clip On, TI [Gf Pp]	1
▲	7	397980	(000000–) Disk, Driver, Pad, W/ Face, 20.0d	1
▲	8	09198	(000000–) Screw, Pan, Phl, M4 X 0.70 X 35, Ss	3
▲	9	41579	(000000–) Washer, Flat, 08, Ss	3
	10	17260	(000000–) Pad, Polish, 20.0d, White [1pick=1pad]	2
	10	17261	(000000–) Pad, Buff, 20.0d, Red [1pick=1pad]	2
	10	17262	(000000–) Pad, Scb, 20.0d, Blu [1pick=1pad]	2
	10	17263	(000000–) Pad, Stripping, 20.0d, Brown[1pick=1pad]	2
	10	370094	(000000–) Pad, Stripping, 20.0d[Hi Prod,1pick=1pad]	2
	10	1051030	(000000–) Pad, Surf Prep, 20.0d [Mar, 1pick=1pad]	2

Fig. 2 – Replacement Brushes, Sweeping and Side Scrub

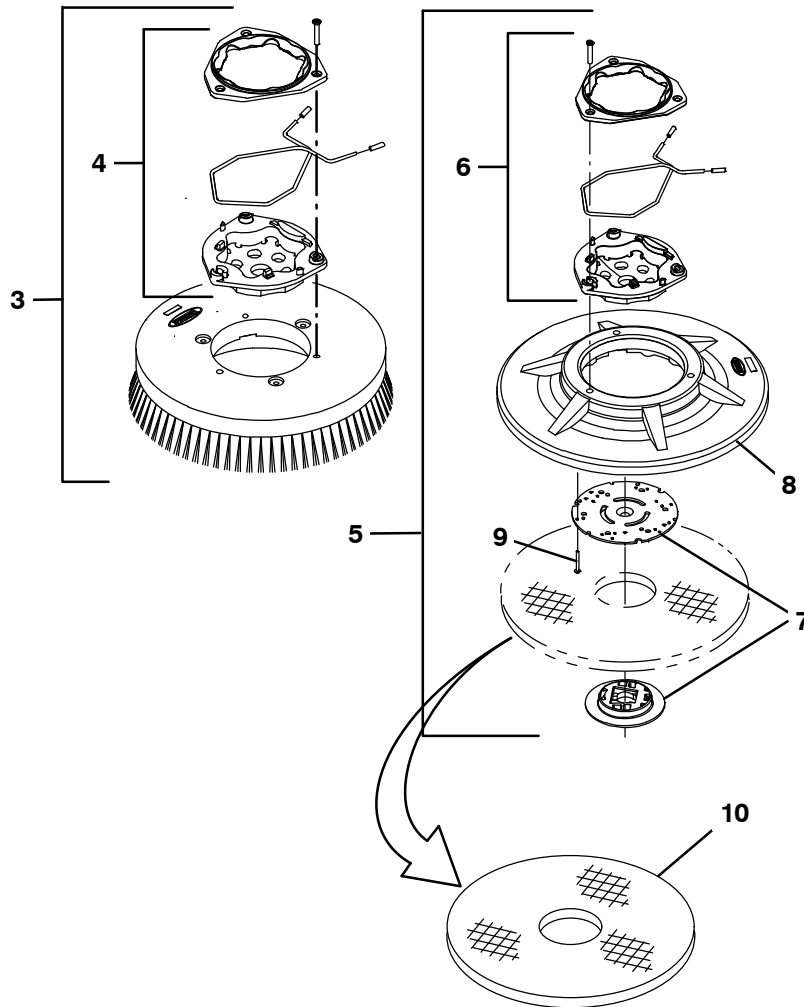
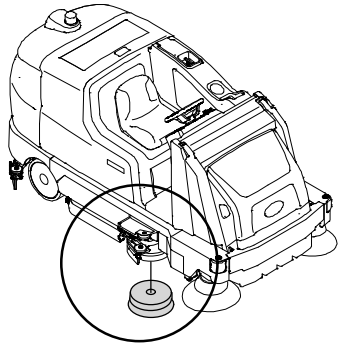
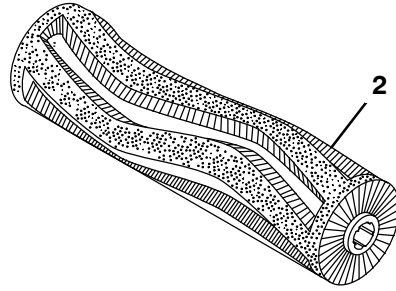
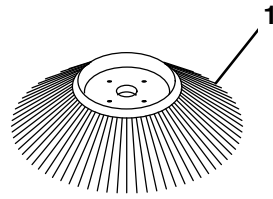
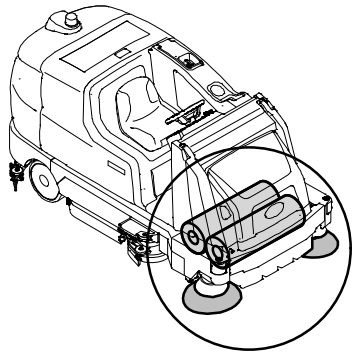


Fig. 2 – Replacement Brushes, Sweeping and Side Scrub

Ref.	Part No.	Serial Number	Description	Qty.
	1	1225549	(000000–) Brush, Disk, Swp, 20.0d, Polypropylene	2
	2	1225398	(000000–) Brush, Swp, 35l, Wedge, Polypropylene, Spl	2
	2	9017101	(000000–) Brush Kit, Swp, Polypropylene Wedge [Set Of 2]	1
▽	3	1220240	(000000–) Brush Assy, Disk, Scb, 13.0d, Polypropylene	1
▲	4	9014662	(000000–) Brush Kit, Hub Assy, Drive, Ci [Hdpe In]	1
▽	3	1220230	(000000–) Brush Assy, Disk, Scb, 13.0d, Nylon	1
▲	4	9014662	(000000–) Brush Kit, Hub Assy, Drive, Ci [Hdpe In]	1
▽	3	1220232	(000000–) Brush Assy, Disk, Scb, 13.0d, Super Abrasive	1
▲	4	9014662	(000000–) Brush Kit, Hub Assy, Drive, Ci [Hdpe In]	1
▽	5	1220243	(000000–) Driver Assy, Pad, 13.0d	1
▲	6	9014664	(000000–) Brush Kit, Hub Assy, Drive, Ci [Hdpe]	1
▲	7	370095	(000000–) Device, Centering, Clip On, TI [Gf Pp]	1
▲	8	1016063	(000000–) Disk, Driver, Pad, W/ Face, 13.0d	1
▲	9	360943	(000000–) Screw, Pan, Phl, 10–14 X 0.75, F/ Plstc	3
	10	89046	(000000–) Pad, Stripping, 13.0d, Brown[1pick=1pad]	1
	10	89047	(000000–) Pad, Scb, 13.0d, Blu	1
	10	89048	(000000–) Pad, Buff, 13.0d, Red [1pick=1pad]	1
	10	89049	(000000–) Pad, Polish, 13.0d, White [1pick=1pad]	1
	10	1051024	(000000–) Pad, Surf Prep, 13.0d [Mar, 1pick=1pad]	1

Fig. 3 – Main Frame Group

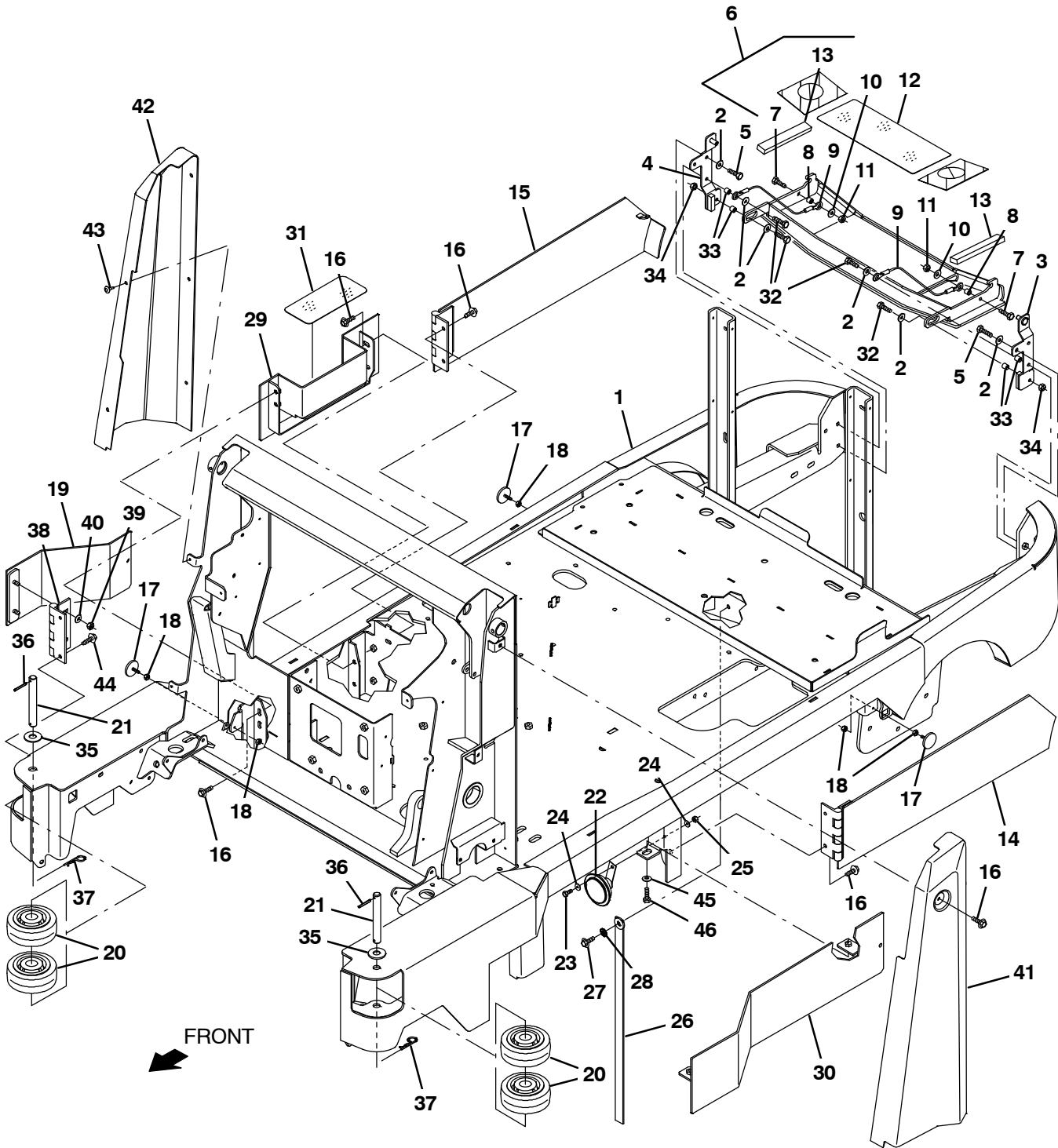


Fig. 3 – Main Frame Group

Ref.	Part No.	Serial Number	Description	Qty.	
1	1215151	(000000–)	Frame Wldt, Main [M17]	1	
2	01685	(000000–)	Washer, Flat, 0.38b 0.88d .08, Ss	8	
3	1208363	(000000–)	Bracket Wldt, Lh, Mtg, Door	1	
4	1208364	(000000–)	Bracket Wldt, Rh, Mtg, Door	1	
5	09011	(000000–)	Screw, Hex, M8 X 1.25 X 30, Ss	4	
▽	6	9020273	(000000–)	Bumper Kit, Rear, Afmkt [T17]	1
▲	7	09023	(000000–)	Screw, Hex, M8 X 1.25 X 35, Fl, Ss	2
▲	8	222516	(000000–)	Sleeve, P/m 0.32B 0.50D 0.3L [430Ss]	2
▲	9	87172	(000000–)	Cable, Glv .13d 010.0l .52eye /.52eye	2
▲	10	01685	(000000–)	Washer, Flat, 0.38b 0.88d .08, Ss	2
▲	11	08713	(000000–)	Nut, Hex, Lock, M8 X 1.25, NI, Ss	2
▲	12	1210711	(000000–)	Tread, Non-Skid-Step, 5.5w 13.8l	1
▲	13	1212350	(000000–)	Bumper, Strip. 1.0	2
	14	1205863	(000000–)	Door Wldt, Brush, Lh	1
	15	1205864	(000000–)	Door Wldt, Brush, Rh	1
	16	1037346	(000000–)	Screw, Hex, M8 X 1.25 X 25, 9.8, Sems	7
	17	1202779	(000000–)	Magnet, Latch, Brush Door	3
	18	19312	(000000–)	Nut, Hex, Std, .25–20	6
	19	1223228	(000000–)	Plate Wldt, Panel, Rh	1
	20	1052962	(000000–)	Wheel, 05.0d 2.00w 0.75b, Gray, W/ Bshg	4
	21	1221283	(000000–)	Pin, .75d X 5.88l	2
	22	1057780	(000000–)	Horn, 36vdc, 110dba	1
	23	08716	(000000–)	Screw, Hex, M6 X 1.00 X 20, Ss	1
	24	01684	(000000–)	Washer, Flat, 0.27b 0.69d .05, Ss	2
	25	08712	(000000–)	Nut, Hex, Lock, M6 X 1.00, NI, Ss	1
	26	71579	(000000–)	Strap, Static, W/Grommet, .19 1.1w 25.0l	1
	27	763045	(000000–)	Screw, Hex, M8 X 1.25 X 20, Fmg	1
	28	41141	(000000–)	Washer, Lock, Int-Ext, 0.31	1
	29	1223185	(000000–)	Panel Wldt, Cover, Brush	1
	30	1220899	(000000–)	Panel Wldt, Cover, Brush, Lh	1
	31	1212248	(000000–)	Tread, Non-Skid-Step, 3.75W 8.5L, Sba	1
	32	09023	(000000–)	Screw, Hex, M8 X 1.25 X 35, Fl, Ss	4
	33	222516	(000000–)	Sleeve, P/m 0.32B 0.50D 0.3L [430Ss]	4
	34	08713	(000000–)	Nut, Hex, Lock, M8 X 1.25, NI, Ss	2
	35	1028522	(000000–)	Washer, Flat, 0.78b 1.75d .18, Ss	2
	36	23146	(000000–)	Pin, Roll, .187d X 1.62l, .187/.192	2
	37	21120	(000000–)	Pin, Cotter, Hair, 0.43D .079 Wir	2
	38	1227379	(000000–)	Hinge, .38pin .19 4.0w 6.0l	1
	39	08709	(000000–)	Nut, Hex, Lock, M8 X 1.25, NI	2
	40	32491	(000000–)	Washer, Flat, 0.31, Std	2
	41	9015058	(000000–)	Cover Kit, Lntl, Lh, Na, Afmkt [M17]	1
	41	9015062	(000000–)	Cover Kit, Lntl, Lh, Jp, Afmkt [M17]	1
	42	9015059	(000000–)	Cover Kit, Lntl, Rh, Na, Afmkt, [M17]	1
	42	9015063	(000000–)	Cover Kit, Lntl, Rh, Jp, Afmkt, [M17]	1
	43	72970	(000000–)	Rivet, Plstc, .250d X 0.90	5
	44	1037354	(000000–)	Screw, Hex, M8 X 1.25 X 30, 9.8, Sems	2
	45	32492	(000000–)	Washer, Flat, 0.38, Std	2
	46	09010	(000000–)	Screw, Hex, M8 X 1.25 X 25, Ss	2

Fig. 4 – Front Cover and Directional Pedal Group

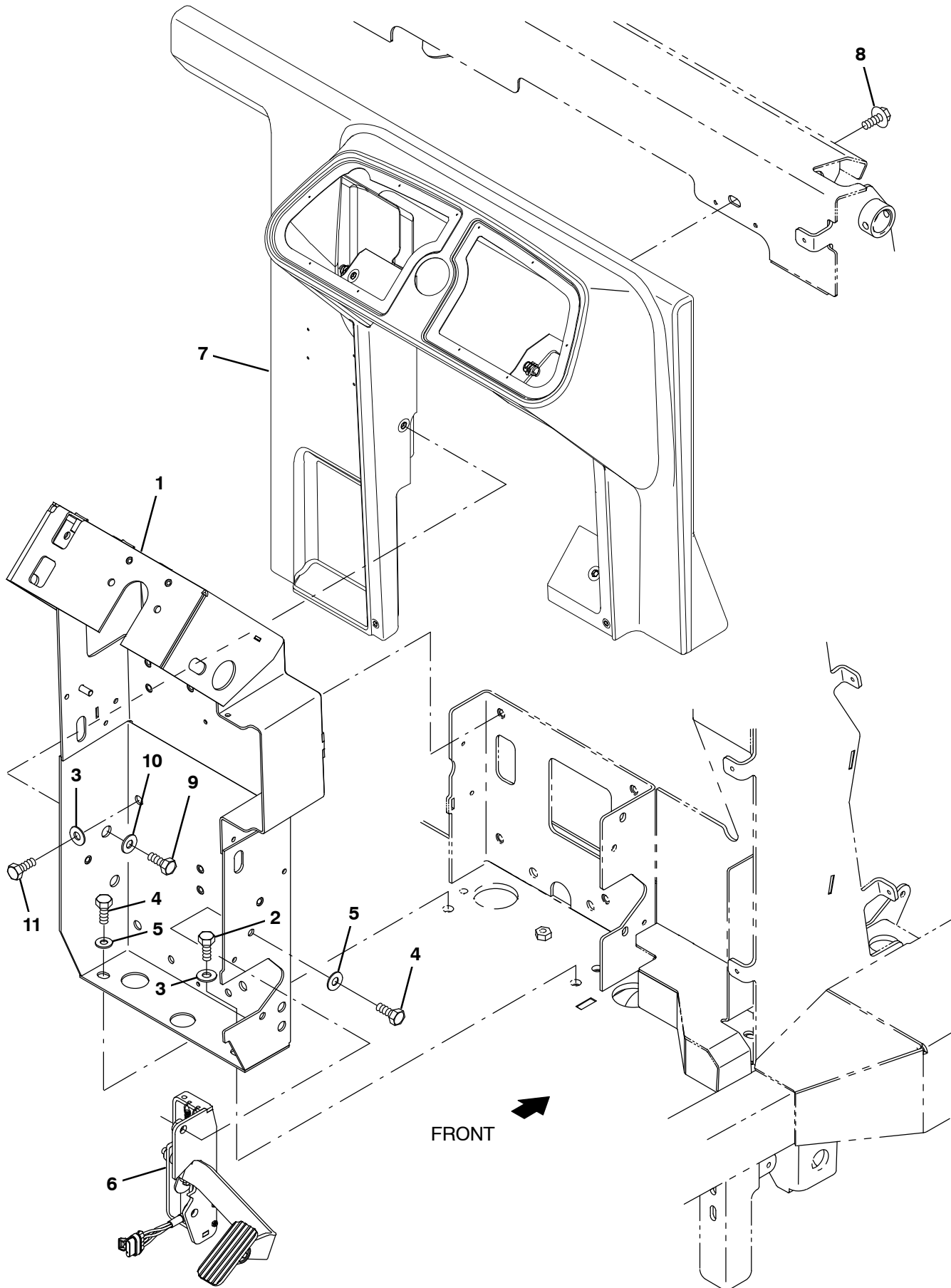


Fig. 4 – Front Cover and Directional Pedal Group

Ref.	Part No.	Serial Number	Description	Qty.
1	1218213	(000000–) Channel Wldt, Sppt, Steering	1
2	39283	(000000–) Screw, Hex, M10 X 1.50 X 25, 8.8	1
3	32492	(000000–) Washer, Flat, 0.38, Std	5
4	09010	(000000–) Screw, Hex, M8 X 1.25 X 25, Ss	2
5	32491	(000000–) Washer, Flat, 0.31, Std	2
6	1209411	(000000–) Pedal Assy, Accelerator, W/O Brake [T17] (See Breakdowns)	1
7	9015039	(000000–) Shroud, Front, Afmkt [M17]	1
8	1020341	(000000–) Screw, Hex, M8 X 1.25 X 20, Ss, Sems	3
9	09740	(000000–) Screw, Hex, M8 X 1.25 X 20, Ss	4
10	1017218	(000000–) Washer, Flat, 0.32b 1.00d .12, Ss	4
11	06961	(000000–) Screw, Hex, M10 X 1.5 X 20, 8.8	4

Fig. 5 – Steering Wheel Group

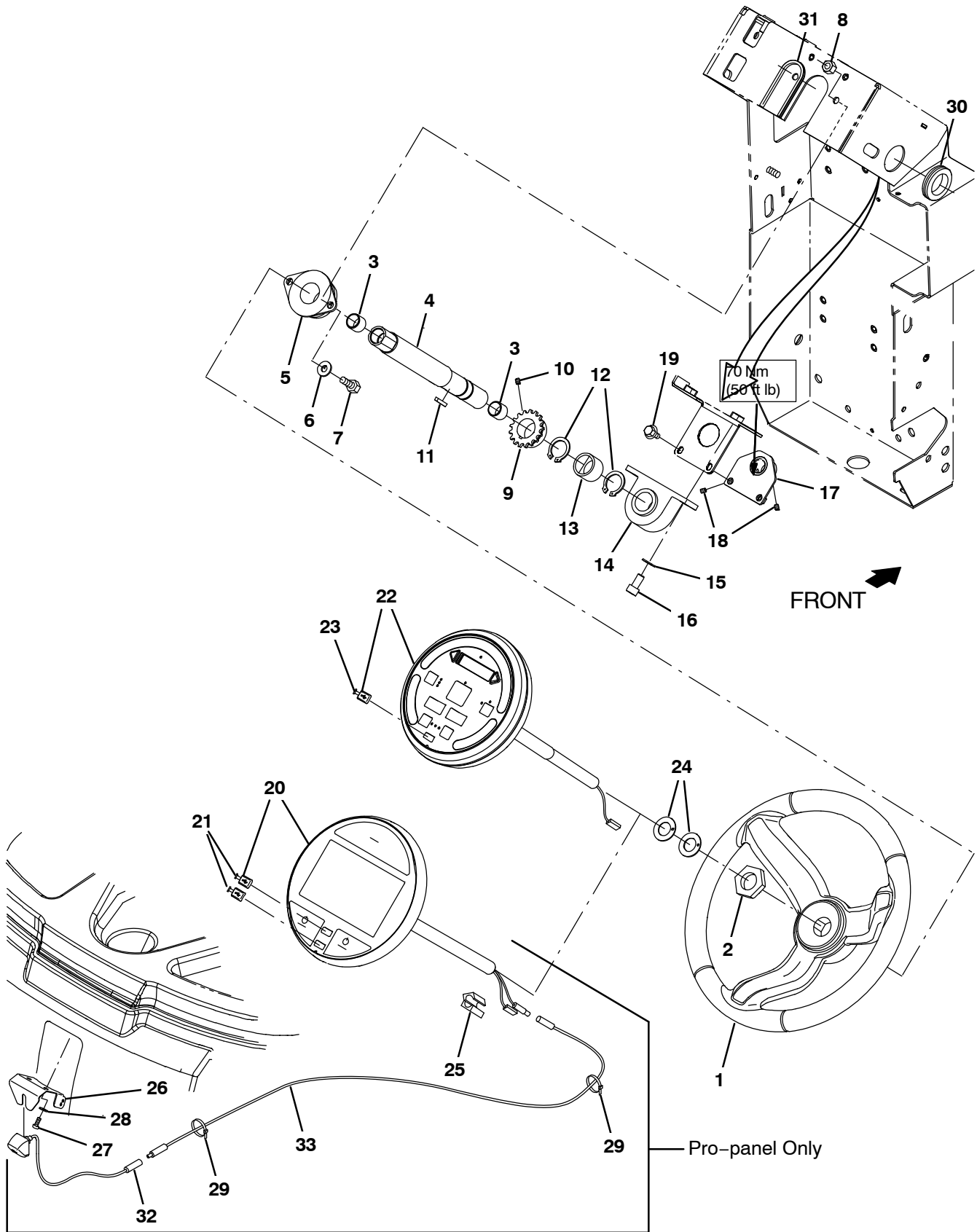


Fig. 5 - Steering Wheel Group

Ref.	Part No.	Serial Number	Description	Qty.
1	1056412	(000000-) Wheel, Steering, 14.4d	1
2	1059073	(000000-) Nut, Hex, Jam, 1.12-12	1
3	1057785	(000000-) Bearing, Journal, 0.75b 0.88d 0.75l	2
4	1224341	(000000-) Tube, Column, Steering	1
5	1057043	(000000-) Bearing, Flng, 2hole, 1.25b	1
6	32491	(000000-) Washer, Flat, 0.31, Std	2
7	16931	(000000-) Screw, Hex, M8 X 1.25 X 20, 8.8	2
8	08709	(000000-) Nut, Hex, Lock, M8 X 1.25, NI	2
▽	9014999	(000000-) Sprocket Kit, 1.12b, Afmkt [T17/M17]	1
▲	9	1224700	(000000-) Sprocket, Steering, 1.12b	1
▲	10	1224893	(000000-) Screw, Set, M8 X 1.25 X 8, Lock	1
	11	00912	(000000-) Key, Sq, 0.19 X 0.19, 1.00l	1
	12	70651	(000000-) Ring, Retaining, Ext, 1.12d	2
	13	1224454	(000000-) Sleeve, P/M, 1.13b 1.38d 1.0l	1
	14	1054654	(000000-) Bearing, Pillowblock, 1.12b	1
	15	32485	(000000-) Washer, Flat, 0.38, Sae	2
	16	1208977	(000000-) Screw, Soc, M10 X 1.5 X 20, 12.9	2
	17	1208625	(000000-) Plate Wldt, Brg	1
	18	09162	(000000-) Screw, Set, M6 X 1.00 X 8, NI	2
	19	1040467	(000000-) Screw, Hex, M6 X 1.00 X 20, 9.8, Sems	2
▽	20	9015042	(000000-) Panel Kit, Pod, Afmkt [M17, Touchscreen] (Pro-panel Only)	1
▲	21	9015185	(000000-) Cap, Usb, Universal	2
▽	22	9015041	(000000-) Panel Kit, Afmkt [M17, Standard Lcd]	1
▲	23	9015185	(000000-) Cap, Usb, Universal	1
	24	04846	(000000-) Washer, Thrust, 0.79b 1.42d 0.06[Garlok]	2
	25	1040049	(000000-) Inductor, 32.0mml [Ferrite 0-300mhz] (Australia Only)	1
	26	1219037	(000000-) Bracket, Mount, Camera	1
	27	360973	(000000-) Screw, Pan, Phl, 12-16 X 0.50, F/Plstc	2
	28	19066	(000000-) Washer, flat, 0.25B 0.56D .05, PI, 10	2
	29	763114	(000000-) Tie, Cable, 11.3L, 2.75D Max	6
	30	04051	(000000-) Grommet, Rbr, 1.31id, F/1.6h, .12 Matl	1
	31	1020168	(000000-) Molding, Afmkt, Trim, Pvc, .08 .11, 01ft	1
	32	1218851	(000000-) Camera, Color, Fixed	1
	33	1218852	(000000-) Cable, Camera, 197.0L [Hvs]	1

Fig. 6 - Power Steering Group

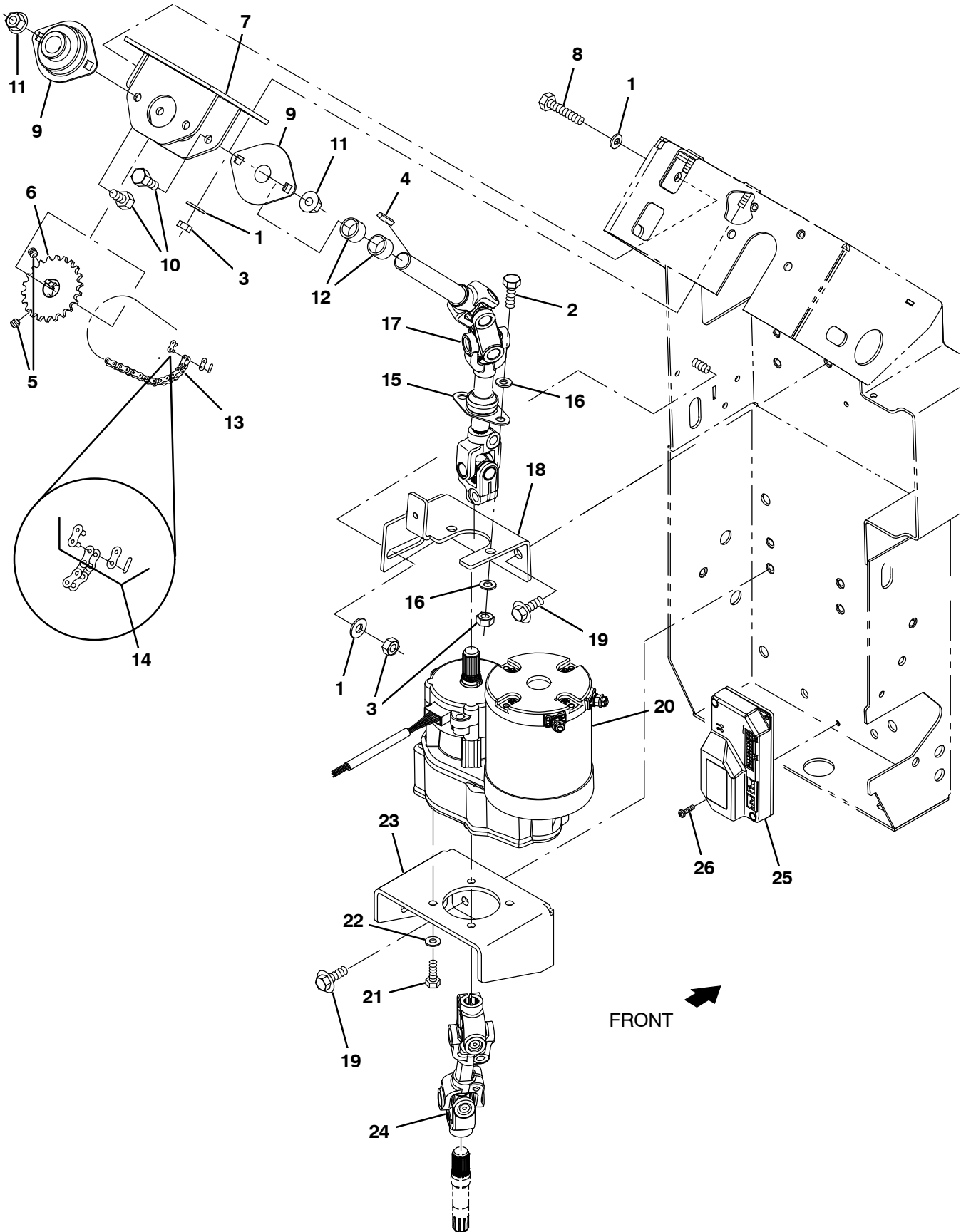


Fig. 6 - Power Steering Group

Ref.	Part No.	Serial Number	Description	Qty.
	1	32491	(000000-) Washer, Flat, 0.31, Std	4
	2	16931	(000000-) Screw, Hex, M8 X 1.25 X 20, 8.8	2
	3	08709	(000000-) Nut, Hex, Lock, M8 X 1.25, NI	5
	4	00911	(000000-) Key, Sq, 0.19 X 0.19, 0.75l	1
▽	9014998	(000000-) Sprocket Kit, 0.75b, Afmkt [T17/M17]	1	
▲	5	1224893	(000000-) Screw, Set, M8 X 1.25 X 8, Lock	2
▲	6	1224699	(000000-) Sprocket, Steering, 0.75b	1
	7	1057572	(000000-) Plate Wldt, Sppt, Brg	1
	8	222505	(000000-) Screw, Hex, M8 X 1.25 X 45, Ss	1
	9	1057554	(000000-) Bearing, Flng, 2hole, 0.75b	2
	10	16735	(000000-) Screw, Hex, M8 X 1.25 X 16, 8.8	4
	11	07791	(000000-) Nut, Hex, Flng, M8 X 1.25	4
	12	1226141	(000000-) Sleeve, P/M, 0.75b 0.88d 0.6l [841brz]	2
	13	1073181	(000000-) Chain, Rlr, 35 X 41 Pitches	1
	14	14799	(000000-) Link, Chain, Rlr, 35	1
	15	223065	(000000-) Bearing, Flng, 2hole, 0.75b [Nyl]	1
	16	39349	(000000-) Washer, Flat, 0.31, Sae	4
	17	1224777	(000000-) Shaft, Steering, Power, Upper	1
	18	1214737	(000000-) Bracket, Brg, Steering	1
	19	1020341	(000000-) Screw, Hex, M8 X 1.25 X 20, Ss, Sems	7
▽	9015049	(000000-) Motor Assy Kit, Steering, Afmkt [M17]	1	
▲	20	1217601	(000000-) Motor Assy, Steering, Power, 36v	1
▲	21	12274	(000000-) Screw, Hex, M6 X 1.00 X 20, 8.8, NI	4
▲	22	32483	(000000-) Washer, Flat, 0.25, Sae	4
▲	1008142	(000000-) Switch, Snap, 25a Spdt	1	
	23	1214622	(000000-) Bracket, Sppt, Motor	1
	24	1224776	(000000-) Shaft, Steering, Power, Lower	1
▽	9015050	(000000-) Controller Kit, Steering, Afmkt [M17]	1	
▲	25	1217792	(000000-) Controller, Steering, 36v	1
▲	26	06927	(000000-) Screw, Pan, Phl, M4 X 0.70 X 16, 4.8	2
▲	1008142	(000000-) Switch, Snap, 25a Spdt	1	

Fig. 7 - Brake Pedal Group

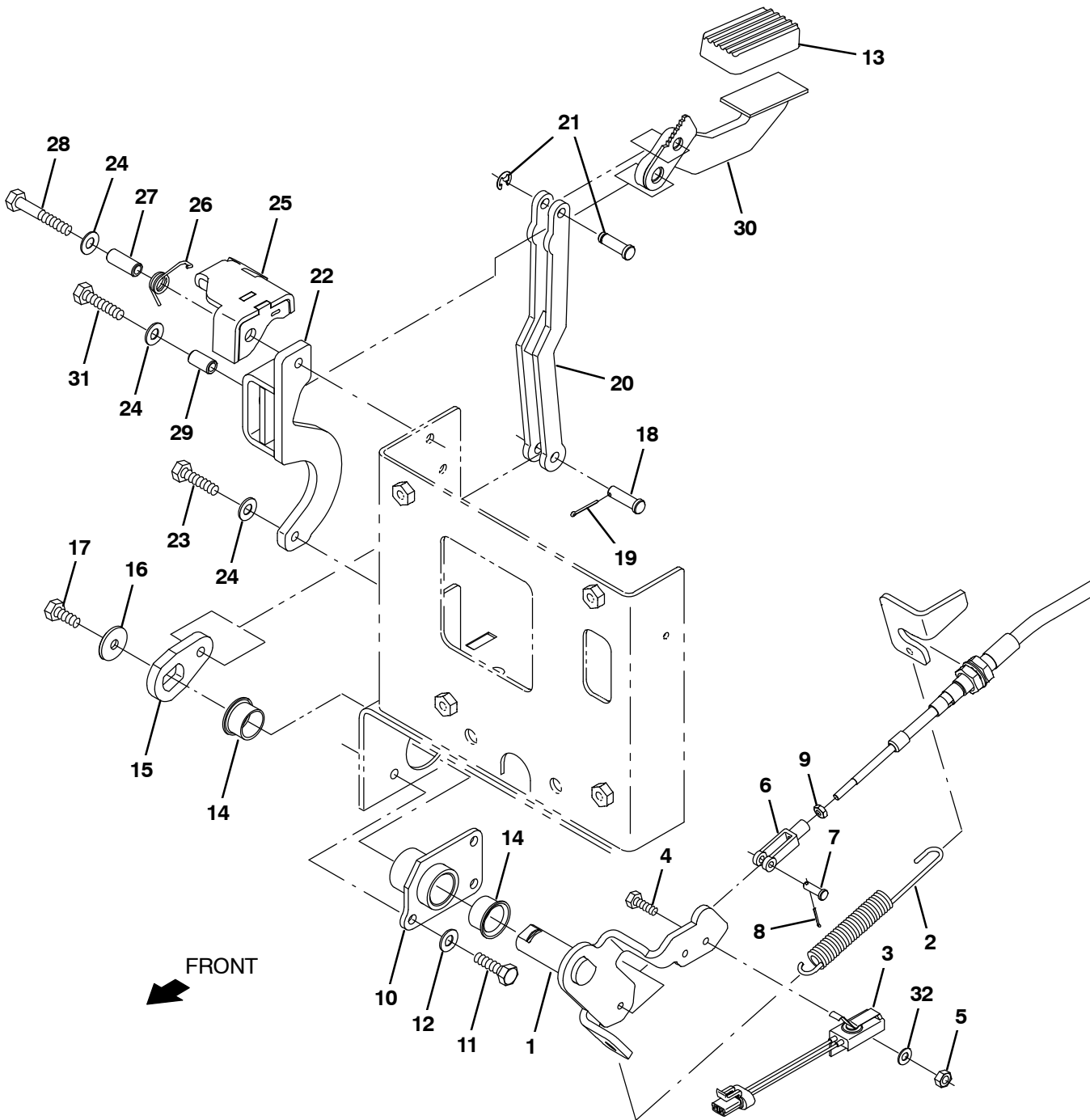


Fig. 7 – Brake Pedal Group

Ref.	Part No.	Serial Number	Description	Qty.
1	1217475	(000000–) Shaft Wldt, Pivot, Front	1
2	1213461	(000000–) Spring, Tens, .75Od X .08S 7.0L	1
3	1212400	(000000–) Switch, Snap, 15a Nc	1
4	08716	(000000–) Screw, Hex, M6 X 1.00 X 20, Ss	2
5	08712	(000000–) Nut, Hex, Lock, M6 X 1.00, NI, Ss	2
6	14595–1	(000000–) Clevis, Adj, 0.25pin, 0.25–28 Rh, PI	1
7	605070	(000000–) Pin, Clevis, 0.25d X 0.79l	1
8	08178	(000000–) Pin, Cotter, .062 X 0.75	1
9	32899	(000000–) Nut, Hex, Jam, .25–28	1
10	1218580	(000000–) Bracket Wldt, Sppt, Brake	1
11	09011	(000000–) Screw, Hex, M8 X 1.25 X 30, Ss	3
12	01685	(000000–) Washer, Flat, 0.38b 0.88d .08, Ss	3
13	1207654	(000000–) Pad, Pedal, Brake, 2.79l 1.84w .75t	1
14	56166	(000000–) Bushing, Flng, 1.00b 1.13d 0.75l	2
15	1218579	(000000–) Bracket, Brake, Front	1
16	1016331	(000000–) Washer, Flat, 0.34b 1.25d .11, Ss	1
17	09740	(000000–) Screw, Hex, M8 X 1.25 X 20, Ss	1
18	46657	(000000–) Pin, Clevis, 0.37d X 1.25l	1
19	08179	(000000–) Pin, Cotter, .094 X 1.00	1
20	1207566	(000000–) Link Wldt, Brake	1
21	1207981	(000000–) Pin, Clevis, Grvd, 0.38d X 1.25l	1
22	1207571	(000000–) Bracket Wldt, Pedal Mount	1
23	59658	(000000–) Screw, Hex, M8 X 1.25 X 35, NI, Ss	1
24	32485	(000000–) Washer, Flat, 0.38, Sae	3
25	1208512	(000000–) Pedal Wldt, Brake, Parking	1
26	1208162	(000000–) Spring, Tors, .54d .09wir	1
27	222497	(000000–) Sleeve, P/M, 0.32b 0.50d 1.3l [430ss]	1
28	77270	(000000–) Screw, Hex, M8 X 1.25 X 60, Ss	1
29	222496	(000000–) Sleeve, P/M, 0.32b 0.50d 0.9l [430ss]	1
30	1216507	(000000–) Plate Wldt, Shaft, Pedal	1
31	74440	(000000–) Screw, Hex, M8 X 1.25 X 40, NI, Ss	1
32	01684	(000000–) Washer, Flat, 0.27b 0.69d .05, Ss	2

Fig. 8 – Instrument Panel Group

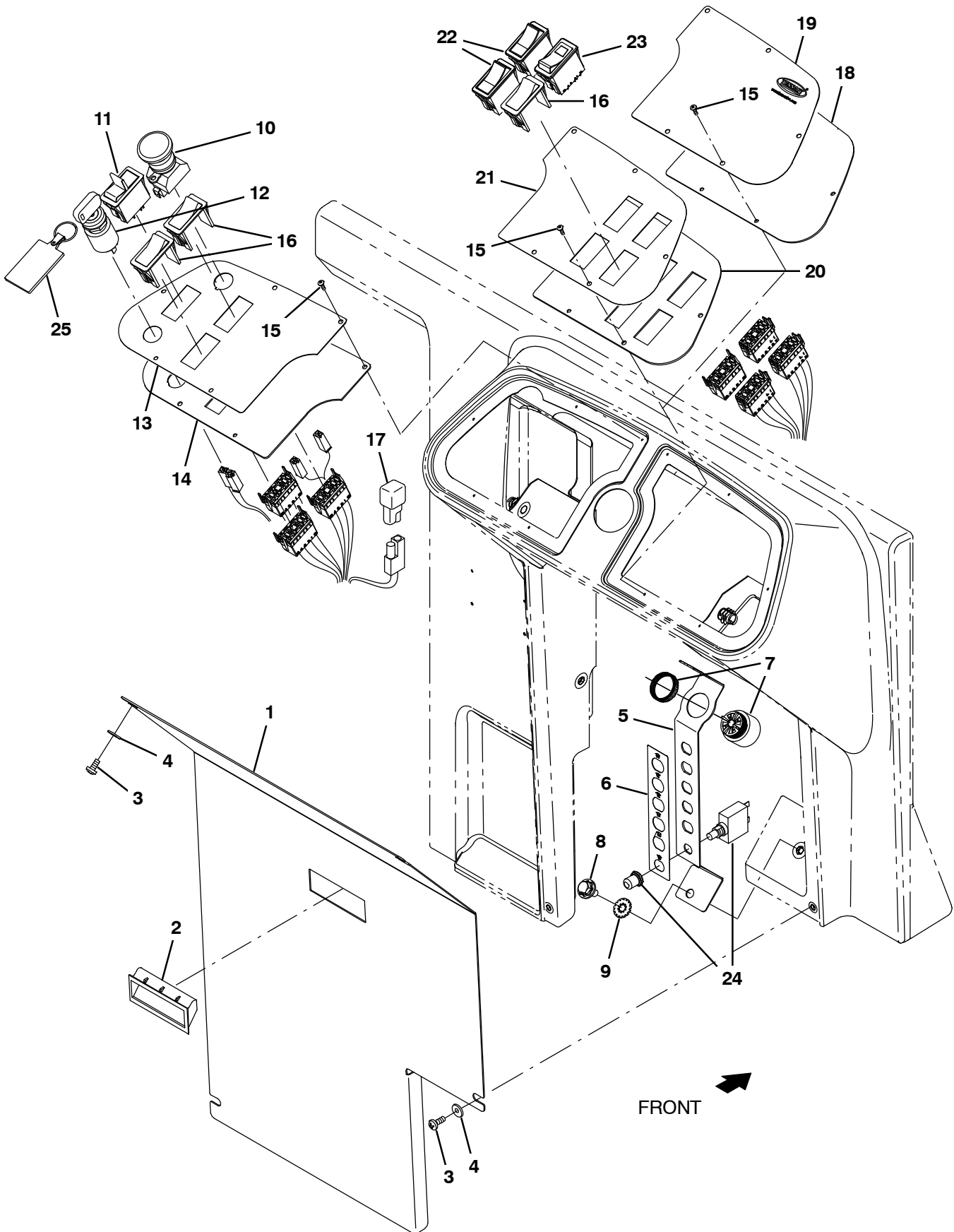


Fig. 8 – Instrument Panel Group

Ref.	Part No.	Serial Number	Description	Qty.	
1	9020225	(000000–)	Panel, Access, Na, Afmkt [T17]	1	
1	9020227	(000000–)	Panel, Access, Tj, Afmkt [T17]	1	
2	1208187	(000000–)	Handle, Panel	1	
3	1045525	(000000–)	Screw, Pan, Phl, M6 X 1.00 X 12, Blk	4	
4	1069322	(000000–)	Washer, Flat, 0.25, Sae, Blk	4	
5	1217573	(000000–)	Bracket, Ele, Circuitbreaker	1	
6	1218920	(000000–)	Label, Circuitbreaker, Steering	1	
7	1052726	(000000–)	Alarm, 9–48vdc, 95 Db(A) [Ec–H20]	1	
8	1020341	(000000–)	Screw, Hex, M8 X 1.25 X 20, Ss, Sems	2	
9	41141	(000000–)	Washer, Lock, Int–Ext, 0.31	1	
10	1011735	(000000–)	Switch, Safety, Shutoff	1	
11	1058679	(000000–)	Switch, Rocker, Dpdt, On / None / On	1	
▽	12	361076	(000000–)	Switch, Ignition [Merit Gmbh]	1
▲		361144	(000000–)	Key, Ignition, Sgl	1
13	1215585	(000000–)	Panel, Console, Lh [Ss Var]	1	
14	1215584	(000000–)	Label, Opertnl, Console, Lh [Ss Var]	1	
15	222267	(000000–)	Screw, Pan, Phl, 06–20 X 0.50, Fmg/Ab	10	
16	398501	(000000–)	Plug, Hole, Rt, Rocker Switch, .87 X 1.7	3	
17	222290	(000000–)	Diode, Ele, Plug	1	
18	1218625	(000000–)	Panel, Console, Rh [Dlx] (Pro–Panel Only)	1	
19	1218630	(000000–)	Label, Opertnl, Console, Rh [Dlx] (Pro–Panel Only)	1	
20	1208185	(000000–)	Panel, Console, Rh	1	
21	1218626	(000000–)	Label, Opertnl, Console, Rh [Base]	1	
22	398508	(000000–)	Switch, Rocker, Dpdt, Mom / Off / Mom	2	
23	1074845	(000000–)	Switch, Rocker [Off–None–Mom, 5vled]	1	
24	383725	(000000–)	Circuitbreaker, 30.0a, Resetable	1	
25	1075003	(000000–)	Keychain, Rectangle, Parts & Service	1	

Fig. 9 - Seat Group

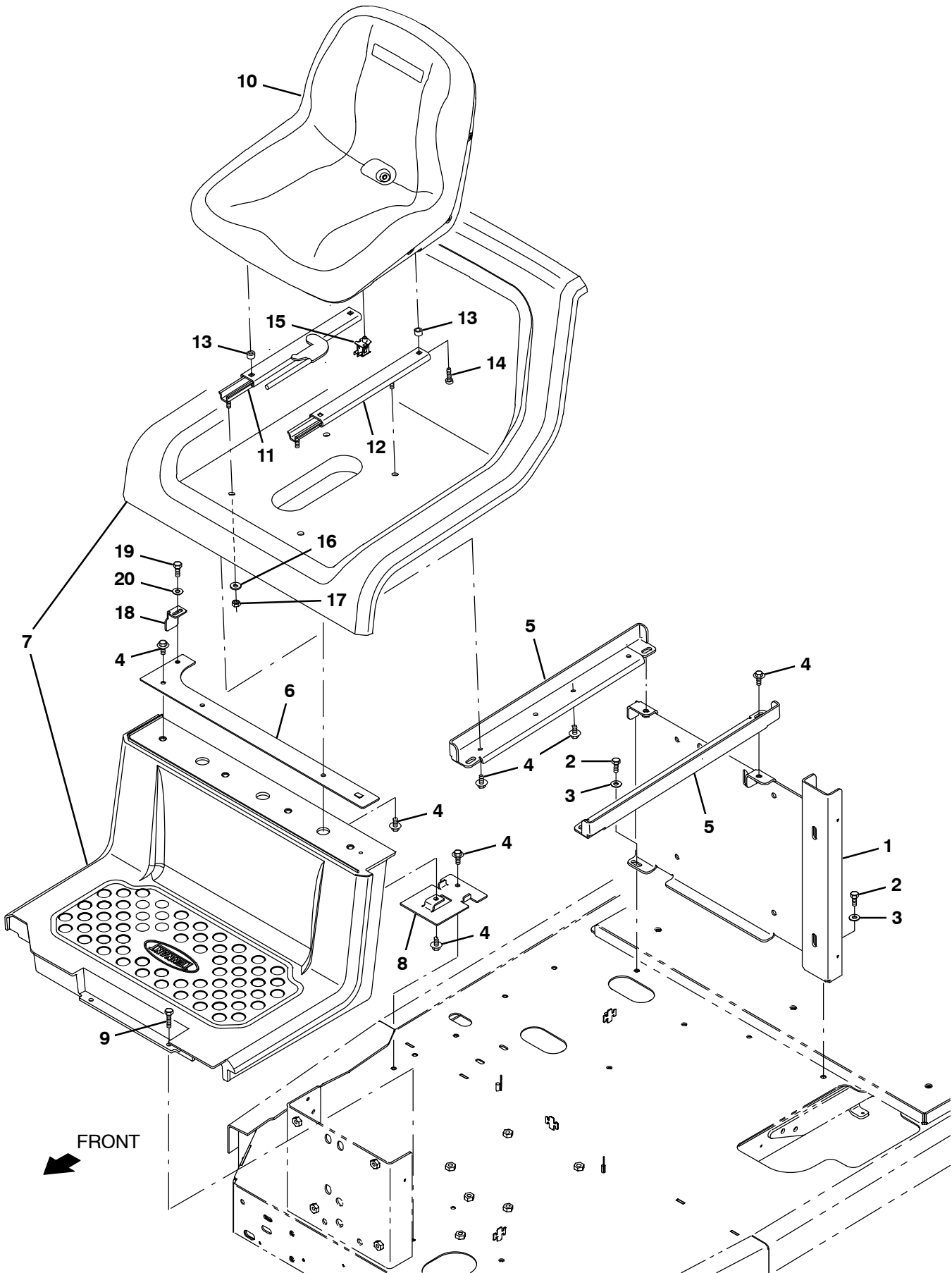


Fig. 9 – Seat Group

Ref.	Part No.	Serial Number	Description	Qty.
1	1207922	(000000–) Bracket Wldt, Sppt, Tank	1
2	12333	(000000–) Screw, Hex, M8 X 1.25 X 25, Ss, NI	2
3	1017218	(000000–) Washer, Flat, 0.32b 1.00d .12, Ss	2
4	1020341	(000000–) Screw, Hex, M8 X 1.25 X 20, Ss, Sems	11
5	1206424	(000000–) Angle, Sppt, Seat	2
6	1206785	(000000–) Plate Wldt, Mtg, Platform	1
7	1212415	(000000–) Platform Set, Oprtr [T17]	1
8	1205073	(000000–) Plate, Mtg	1
9	1037355	(000000–) Screw, Hex, M8 X 1.25 X 35, 9.8, Sems	2
10	1201894	(000000–) Seat, Std [Milsco]	1
11	360370	(000000–) Track, Slide, Seat Adj, 12.5l, W/Latch	1
12	360369	(000000–) Track, Slide, Seat Adj, 12.5l	1
13	1051052	(000000–) Spacer, Rnd, .38b .88d .38l	4
14	49177	(000000–) Screw, Pan, Phl, .31–18 X 1.00, G2	4
15	1048955	(000000–) Switch, Seat, No [Delta 6440–04]	1
16	01685	(000000–) Washer, Flat, 0.38b 0.88d .08, Ss	4
17	41437	(000000–) Nut, Hex, Lock, .31–18, NI, Ss	4
18	1209194	(000000–) Angle, Latch	1
19	06942	(000000–) Screw, Hex, M6 X 1.00 X 16, 8.8	1
20	32483	(000000–) Washer, Flat, 0.25, Sae	1

Fig. 10 – Deluxe Seat Kit

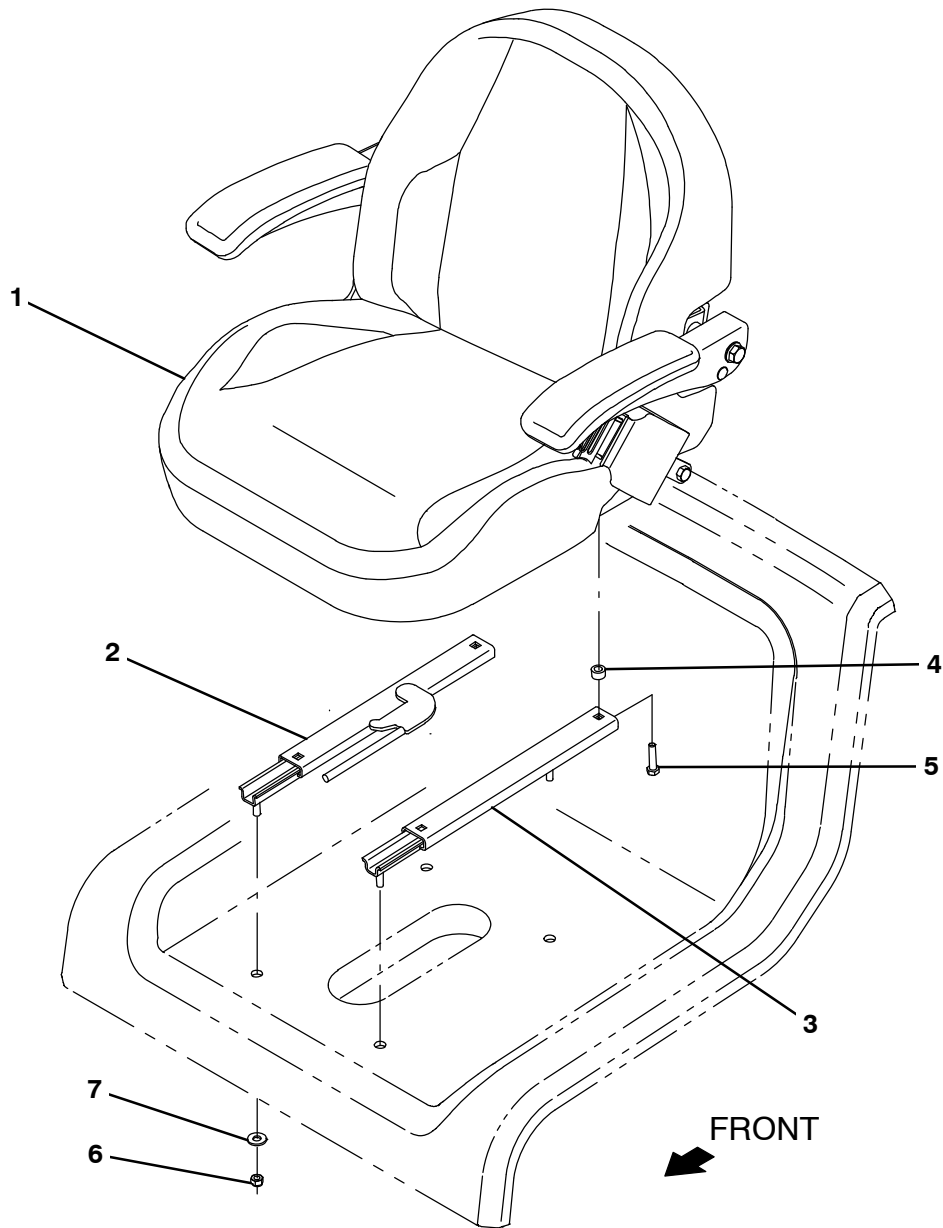


Fig. 10 – Deluxe Seat Kit

	Ref.	Part No.	Serial Number	Description	Qty.
▽	1	9020103	(000000–) Seat Kit, Deluxe, Ci [T17]	1
▲		1201428	(000000–) Seat, Dlx, W/ Armrests & Seatbelt	1
▲	2	360370	(000000–) Track, Slide, Seat Adj, 12.5l, W/Latch	1
▲	3	360369	(000000–) Track, Slide, Seat Adj, 12.5l	1
▲	4	1051052	(000000–) Spacer, Rnd, .38b .88d .38l	4
▲	5	49177	(000000–) Screw, Pan, Phl, .31–18X1.00, G2	4
▲	6	41437	(000000–) Nut, Hex, Lock, .31–18, NI, Ss	4
▲	7	01685	(000000–) Washer, Flat, 0.38b 0.88d .08, Ss	4

Fig. 11 – Drive Wheel Group

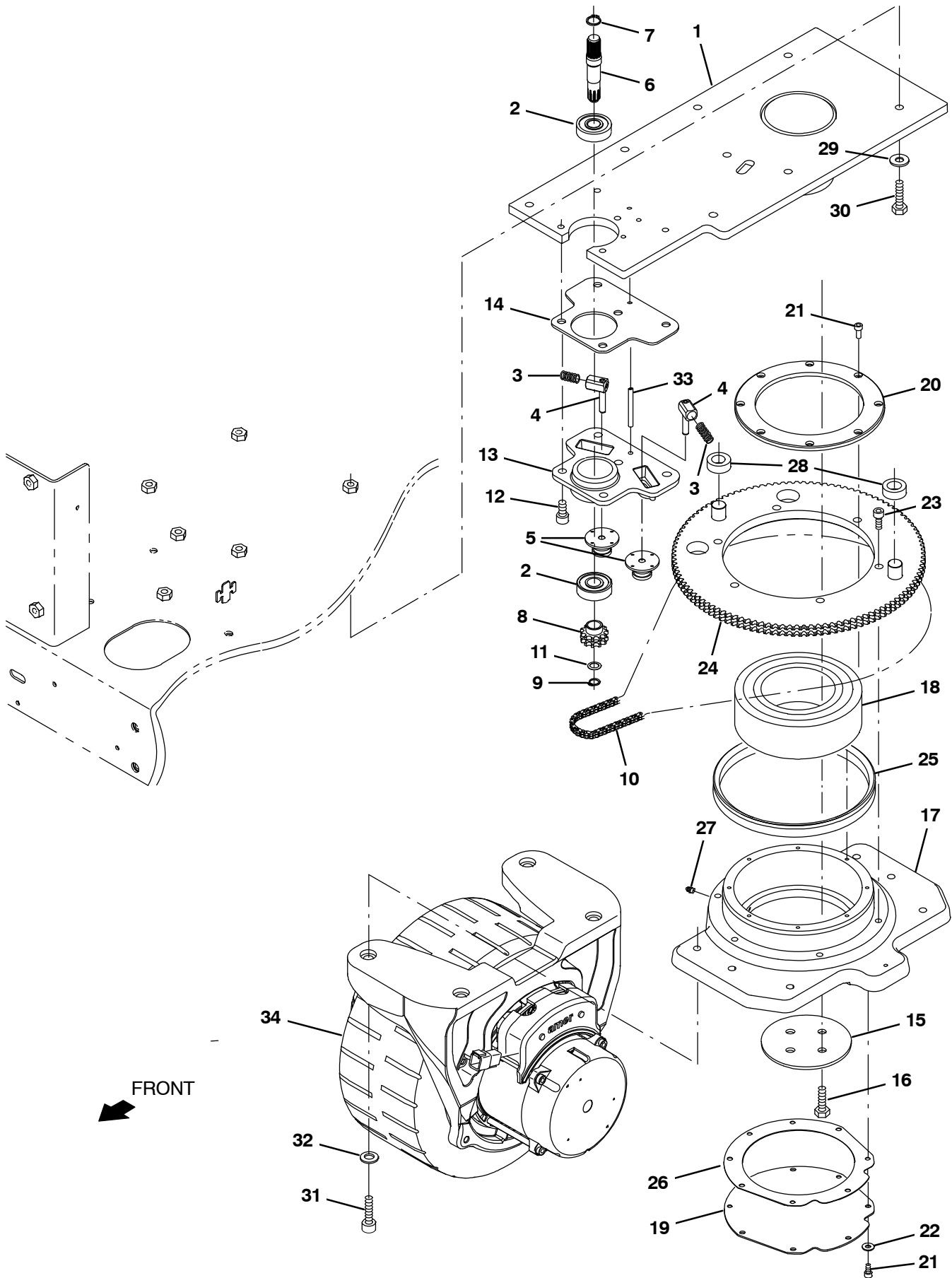


Fig. 11 – Drive Wheel Group

Ref.	Part No.	Serial Number	Description	Qty.
▽	9014997	(000000–) Transmission Assy, Str, Afmkt [T17/M17]	1
▲	1 1217322	(000000–) Plate Wldt, Attachment, Frame	1
▲	2 1208971	(000000–) Bearing, Ball, 0.67b, 1.85d, 0.55w	2
▲	3 1208991	(000000–) Spring, Tensioner, Transmission	2
▲	4 1212607	(000000–) Pin Wldt, Follower	2
▲	5 1208974	(000000–) Tensioner, Chain, Dbl	2
▲	6 1208986	(000000–) Shaft, Input, Transmission	1
▲	7 1208985	(000000–) Ring, Retaining, Ext, 16.2mm Id, Hd	1
▲	8 1208989	(000000–) Sprocket, Dbl	1
▲	9 1208983	(000000–) Ring, Retaining, Ext, 11.5mm Id	1
▲	10 1208987	(000000–) Chain, Double, 3/8 Pitch, Transmission	1
▲	11 1208999	(000000–) Washer, Flat, 0.50b 0.75d .02, Stl	1
▲	12 1208977	(000000–) Screw, Soc, M10 X 1.5 X 20, 12.9	5
▲	13 1209052	(000000–) Housing, Input [As Machined]	1
▲	14 1225563	(000000–) Shim, Transmission	1
▲	15 1209966	(000000–) Retainer, Shaft, Transmission	1
▲	16 368176	(000000–) Screw, Hex, M10 X 1.50 X 35, 10.9	4
▲	17 1210286	(000000–) Housing, Output, Machined	1
▲	18 1209969	(000000–) Bearing, Ball, 3.74b, 6.69d, 2.19w	1
▲	19 1209968	(000000–) Cover, Transmission	1
▲	20 1209965	(000000–) Retainer, Housing, Transmission	1
▲	21 1062386	(000000–) Screw, Soc, M6 X 1.00 X 14, NI	16
▲	22 32483	(000000–) Washer, Flat, 0.25, Sae	8
▲	23 41358	(000000–) Screw, Soc, M10 X 1.50 X 35, 12.9	6
▲	24 1209964	(000000–) Sprocket Wldt, Output, Transmission	1
▲	25 1209995	(000000–) Seal, Axial, Transmission [199 Vs R]	1
▲	26 1209960	(000000–) Gasket, Steering, Transmission	1
▲	27 07259	(000000–) Fitting, Grease, Str Pm04 .47l	1
▲	28 1211952	(000000–) Tube, 0.74id 1.24od 0.47l, Pyu	2
▲	29 32492	(000000–) Washer, Flat, 0.38, Std	7
▲	30 39285	(000000–) Screw, Hex, M10 X 1.50 X 40, 8.8	7
▲	31 16960	(000000–) Screw, Soc, M12 X 1.75 X 40, 12.9	4
▲	32 33925	(000000–) Washer, Flat, M12, Ss	4
▲	33 26315	(000000–) Pin, Roll, .250d X 1.50l, .250/.256	1
▽	34 1218023	(000000–) Wheel, Drive, Ac, W/O Brake, Gray [Hd]	1
▲	9015044	(000000–) Tire Assy, Front, Std, Gray [M17]	1
▲	9015045	(000000–) Motor Rplmt Kit, Drive [M17]	1

Fig. 12 - Drive Wheel Electrical Group

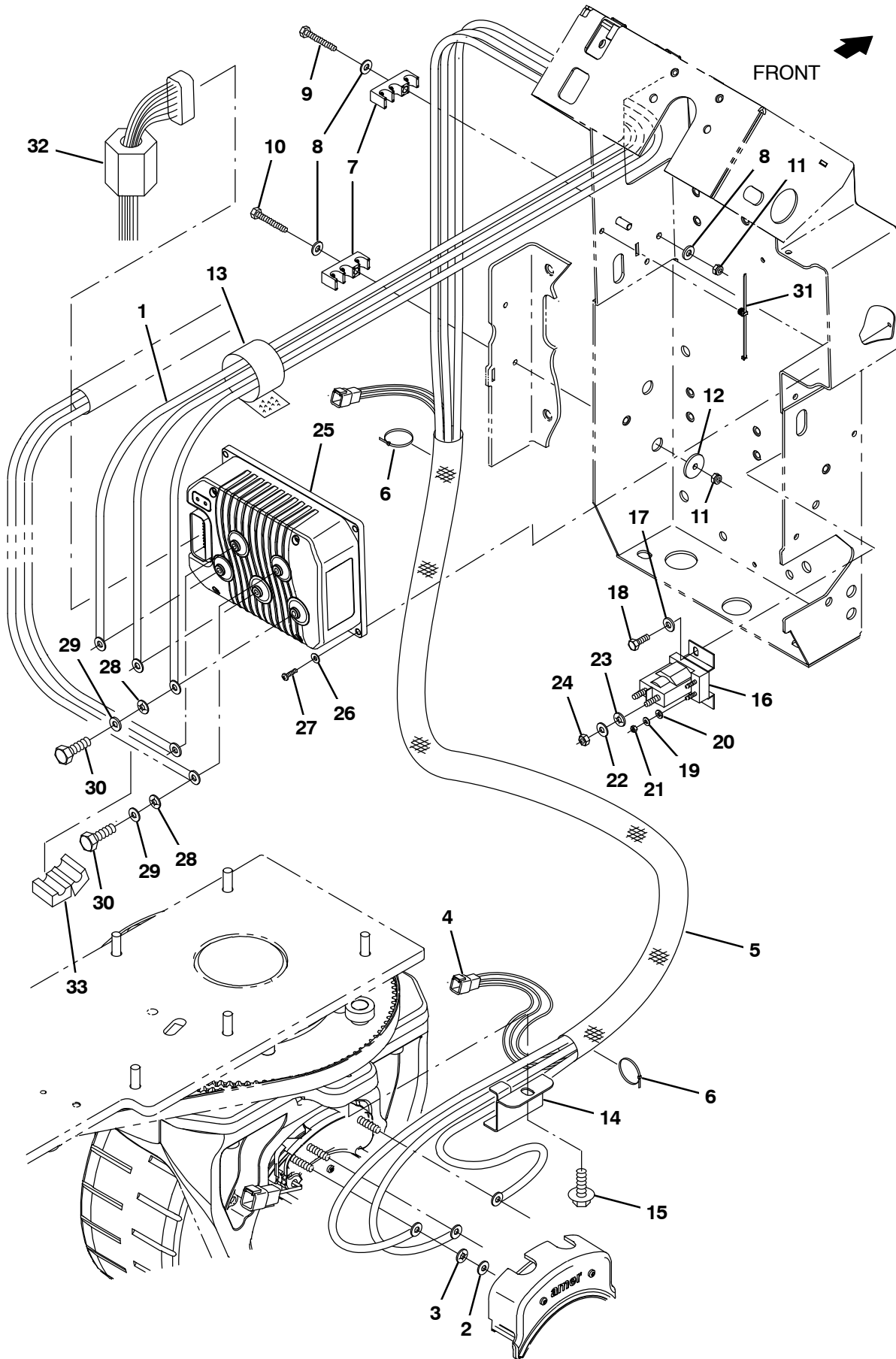


Fig. 12 – Drive Wheel Electrical Group

Ref.	Part No.	Serial Number	Description	Qty.
1	1074570	(000000–) Cable Assy, 02ga [T18/T17, Propel]	1
2	39349	(000000–) Washer, Flat, 0.31, Sae	3
3	32984	(000000–) Washer, Lock, Int, 0.31	3
4	1075150	(000000–) Harness, Ele, Propel Motor [M17, T17]	1
5	13773	(000000–) Sleeve, Nyl, 1.63id 20.0l	1
6	763114	(000000–) Tie, Cable, 11.3l, 2.75d Max	2
7	1221794	(000000–) Clamp, Sppt, Wire	4
8	32483	(000000–) Washer, Flat, 0.25, Sae	5
9	06946	(000000–) Screw, Hex, M6 X 1.00 X 35, 8.8	1
10	06948	(000000–) Screw, Hex, M6 X 1.00 X 45, 8.8	1
11	08708	(000000–) Nut, Hex, Lock, M6 X 1.00, NI	4
12	386063	(000000–) Washer, Flat, 0.25b 1.12d .12, Ss	1
13	1209444	(000000–) Fastener, 11.00l [Hook & Loop]	1
14	1217751	(000000–) Clamp, Cable	1
15	1040467	(000000–) Screw, Hex, M6 X 1.00 X 20, 9.8, Sems	1
16	386810	(000000–) Contactor, 36vdc, 100a, Sp, No	1
17	32483	(000000–) Washer, Flat, 0.25, Sae	2
18	06942	(000000–) Screw, Hex, M6 X 1.00 X 16, 8.8	2
19	19324	(000000–) Washer, Flat, 10, Sae	2
20	32980	(000000–) Washer, Lock, Int, 10	2
21	01713	(000000–) Nut, Hex, Std, 10–32,	2
22	39349	(000000–) Washer, Flat, 0.31, Sae	2
23	32984	(000000–) Washer, Lock, Int, 0.31	2
24	20170	(000000–) Nut, Hex, Jam, .31–24	2
25	1225442	(000000–) Controller, Propel [Ac, 36v, 275a]	1
26	19065	(000000–) Washer, Flat, 0.19b 0.44d .05, PI, 08	4
27	06927	(000000–) Screw, Pan, Phl, M4 X 0.70 X 16, 4.8	4
28	07515	(000000–) Washer, Lock, Int, 0.25, Ss	5
29	32483	(000000–) Washer, Flat, 0.25, Sae	5
30	06942	(000000–) Screw, Hex, M6 X 1.00 X 16, 8.8	5
31	1221161	(000000–) Tie, Cable, Nyl, Push Mount, 76mm Max D	1
32	1039998	(000000–) Inductor, 32.5mml [Ferrite 25–300mhz] (Australia Only)	1
33	1052123	(000000–) Inductor, 18mmid [225 Imp At 25mhz] (Australia Only)	1

Fig. 13 – Rear Wheels and Brake Group

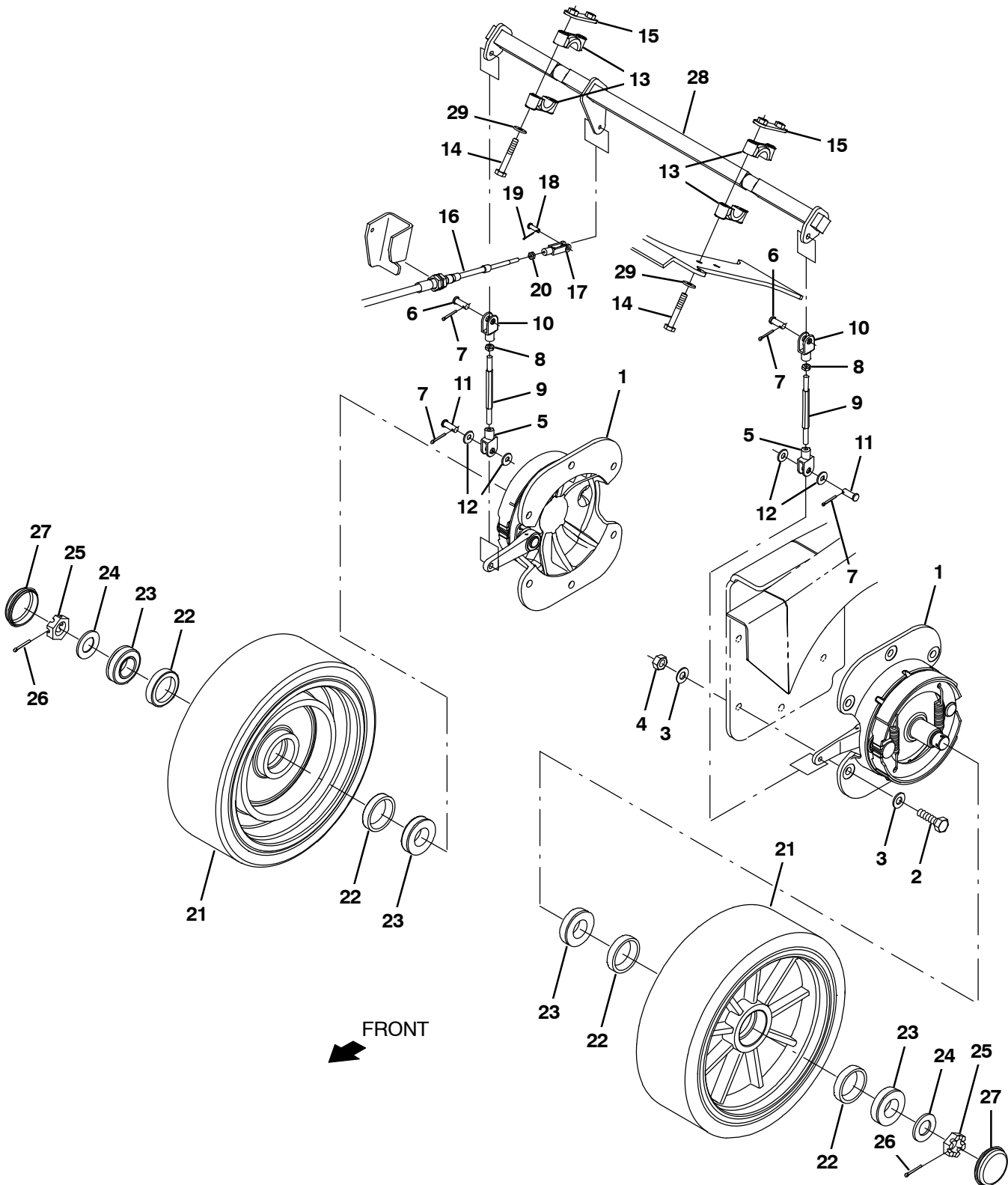


Fig. 13 – Rear Wheels and Brake Group

	Ref.	Part No.	Serial Number	Description	Qty.
▽	1	54577	(000000–)	Brake Assy, Drum, Mech, 07.9d [6600]	2
▲		66211	(000000–)	Shoe Set, Brake [1pick=1pkg]	1
▲▽		66213	(000000–)	Brake Kit, Repair	1
▲▲		70161	(000000–)	Shaft	1
▲		70158	(000000–)	Spring	2
	2	06969	(000000–)	Screw, Hex, M12 X 1.75 X 40, 8.8	12
	3	32486	(000000–)	Washer Flat,0.50,Sae	24
	4	08711	(000000–)	Nut, Hex, Lock, M12 X 1.75, NI	12
▽		9020231	(000000–)	Brake Rod Kit, Afmkt [T17]	2
▲	5	1023676	(000000–)	Clevis, Adj, 0.38pin, 0.31–24, PI	2
▲	6	76653	(000000–)	Pin, Clevis, 0.37d X 1.00l	2
▲	7	08182	(000000–)	Pin, Cotter, .125 X 1.00	4
▲	8	20170	(000000–)	Nut, Hex, Jam, .31–24	2
▲	9	1207984	(000000–)	Rod, Hex, Thd .31–24, 2–Ended	2
▲	10	1023677	(000000–)	Clevis, Adj, 0.38pin, 0.31–24, Lh, PI	2
▲	11	630258	(000000–)	Pin, Clevis, 0.38D X 1.00L	2
▲	12	32491	(000000–)	Washer, flat, 0.31, Std	4
	13	381502	(000000–)	Bearing, Split, 1.00b	4
	14	39281	(000000–)	Screw, Hex, M8 X 1.25 X 90, 8.8	4
	15	1208106	(000000–)	Plate Wldt, Bearing Clamp	2
	16	1207436	(000000–)	Cable, Push / Pull, 052.6L .25–28/.25–28	1
	17	14595	(000000–)	Clevis, Adj, 0.25pin, 0.25–28 Rh, PI	1
	18	605070	(000000–)	Pin, Clevis, 0.25d X 0.79l	1
	19	08178	(000000–)	Pin, Cotter, .062 X 0.75	1
	20	32899	(000000–)	Nut, Hex, Jam, .25–28	1
▽		9020263	(000000–)	Tire Assy, Rear, Std (1) [T17]	2
▲	21	1212112	(000000–)	Tire, Solid, 15.0 X 5.0, Poly, Std	1
▲▽		9020265	(000000–)	Wheel Bearing Kit, Rear, Afmkt [T17]	1
▲▲	22	51338	(000000–)	Bearing, Cup, 2.56d 0.55w	2
▲▲	23	51339	(000000–)	Bearing, Cone, 1.38b 0.71w	2
▲▲	24	32969	(000000–)	Washer, Flat, 1.00, Sae	1
▲▲	25	14242	(000000–)	Nut, Hex, Sltd, 1.00–20	1
▲▲	26	08202	(000000–)	Pin, Cotter, .125 X 1.75	1
▲▲	27	54390	(000000–)	Cap, Hub, Dust, 2.57d 0.77l	1
▽		9020264	(000000–)	Tire Assy, Rear, High Traction (1) [T17] (Option)	2
▲	21	1208203	(000000–)	Tire, Solid, 15.0 X 5.0 [Hi–Traction]	1
▲▽		9020265	(000000–)	Wheel Bearing Kit, Rear, Afmkt [T17]	1
▲▲	22	51338	(000000–)	Bearing, Cup, 2.56d 0.55w	2
▲▲	23	51339	(000000–)	Bearing, Cone, 1.38b 0.71w	2
▲▲	24	32969	(000000–)	Washer, Flat, 1.00, Sae	1
▲▲	25	14242	(000000–)	Nut, Hex, Sltd, 1.00–20	1
▲▲	26	08202	(000000–)	Pin, Cotter, .125 X 1.75	1
▲▲	27	54390	(000000–)	Cap, Hub, Dust, 2.57d 0.77l	1
	28	1207184	(000000–)	Shaft Wldt, Brake	1
	29	39349	(000000–)	Washer, Flat, 0.31, Sae	4

Fig. 14 – Sweeping Main Brush Drive Motor Group

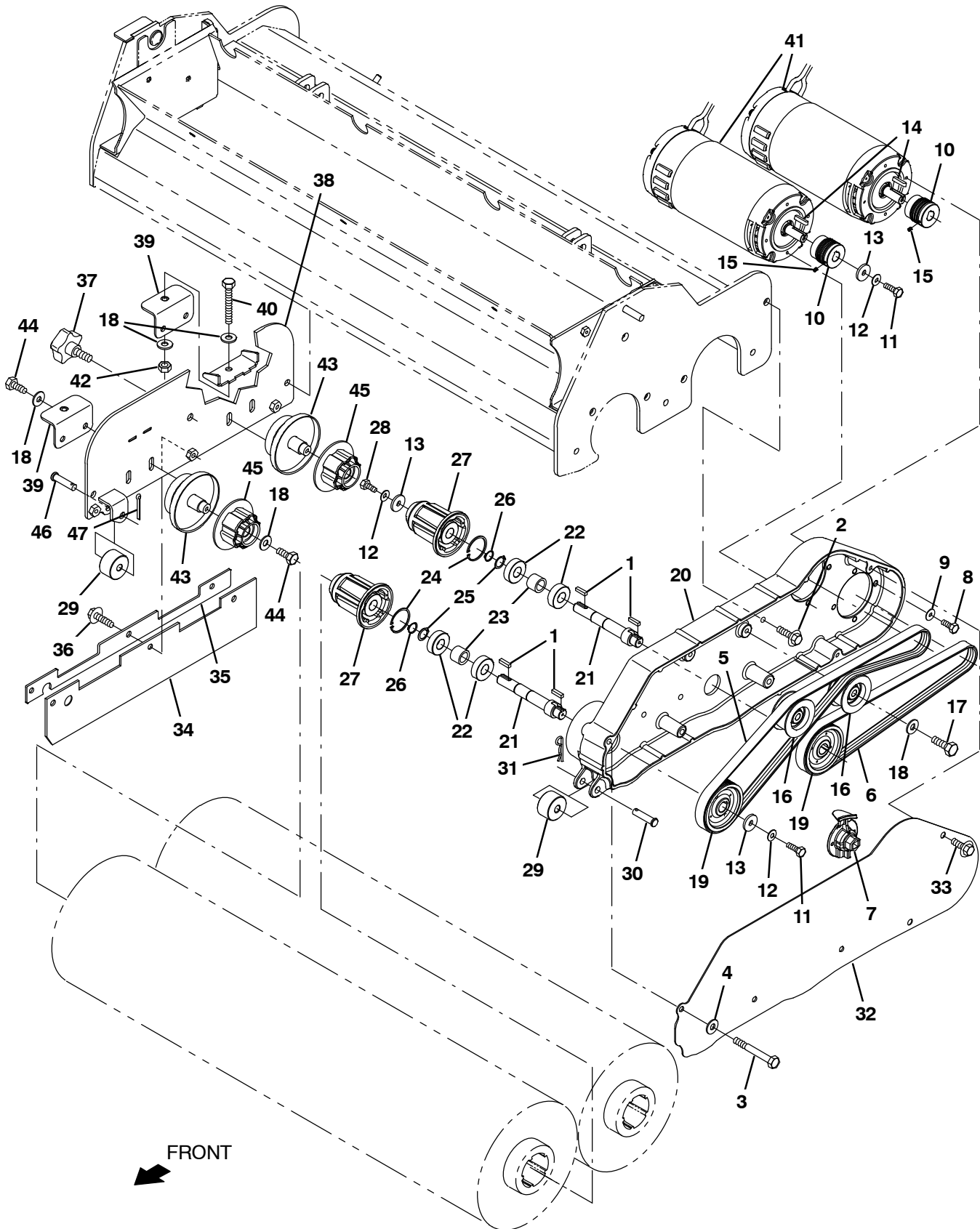


Fig. 14 – Sweeping Main Brush Drive Motor Group

Ref.	Part No.	Serial Number	Description	Qty.
	1	00911	(000000–) Key, Sq, 0.19 X 0.19, 0.75l	4
	2	1037354	(000000–) Screw, Hex, M8 X 1.25 X 30, 9.8, Sems	3
	3	39279	(000000–) Screw, Hex, M8 X 1.25 X 70, 8.8	1
	4	01685	(000000–) Washer, Flat, 0.38b 0.88d .08, Ss	1
▽	9015028	(000000–)	Belt Kit, Swp, Afmkt [M17]	1
▲	5	1217546	(000000–) Belt, Ribbed, 40.5l [Pj07]	1
▲	6	1217545	(000000–) Belt, Ribbed, 29.8l [Pj07]	1
▲	7	1221590	(000000–) Tool, Installation, Belt [M17]	1
	8	11329	(000000–) Screw, Hex, M6 X 1.00 X 16, NI, Ss	8
	9	01684	(000000–) Washer, Flat, 0.27b 0.69d .05, Ss	8
	10	1217704	(000000–) Sheave, 07grv, 1.53pd 0.56b [Pj]	2
	11	06944	(000000–) Screw, Hex, M6 X 1.00 X 25, 8.8	4
	12	41185	(000000–) Washer, Flat, Belleville, .25	4
	13	1017218	(000000–) Washer, Flat, 0.32b 1.00d .12, Ss	4
	14	1014328	(000000–) Key, Sq, 05mm X 05mm, 25mml	2
	15	222818	(000000–) Screw, Set, Soc, 08–32 X 0.25, NI	2
	16	1220508	(000000–) Pulley Assy, Idler	2
	17	21198	(000000–) Screw, Hex, .38–16 X 1.25, G5	2
	18	32491	(000000–) Washer, Flat, 0.31, Std	12
	19	1225730	(000000–) Sheave, 07grv, 2.96pd 0.63b [Pj]	2
▽	9015024	(000000–)	Drive Kit, Swp, Afmkt [M17]	1
▲	20	1219167	(000000–) Plate, Drive, Brush, Main, Mach	1
▲	21	1218065	(000000–) Shaft, Drive, Main Sweep	2
▲	22	28010	(000000–) Bearing, Ball, 0.62b 1.38d 0.43w	4
▲	23	1219608	(000000–) Spacer, Brg	2
▲	24	01513	(000000–) Ring, Retaining, Int,	2
▲	25	18136	(000000–) Ring, Retaining, Ext, 0.62d, Basic	2
▲	26	01516	(000000–) Ring, Retaining, Ext, 0.59d, Basic	2
	27	12269	(000000–) Plug, Drive, Brush, Nyl	2
	28	11329	(000000–) Screw, Hex, M6 X 1.00 X 16, NI, Ss	2
	29	1219303	(000000–) Wheel, 01.5d 0.88w 0.39b [Uhmw]	2
	30	17461	(000000–) Pin, Clevis, 0.37d X 1.75l	1
	31	44906	(000000–) Pin, Cotter, Hair, 0.38d .093 Wir	1
	32	1219422	(000000–) Cover, Belt, Drive, Swp	1
	33	1020341	(000000–) Screw, Hex, M8 X 1.25 X 20, Ss, Sems	2
	34	1219071	(000000–) Skirt, Sweep, Rh	1
	35	1219090	(000000–) Retainer, Skirt, .12, 1.2w X 16.3l, Gray	1
	36	1037346	(000000–) Screw, Hex, M8 X 1.25 X 25, 9.8, Sems	3
	37	1223100	(000000–) Knob, Star, 2.00d 5ear, M10 X 1.0l Stud	1
	38	1219642	(000000–) Plate Wldt, Side	1
	39	1219725	(000000–) Angle Wldt	2
	40	1014163	(000000–) Screw, Hex, M8 X 1.25 X 60, FI, Ss	2
	41	1053342	(000000–) Motor, Ele, 36vdc 1750rpm 1.00hp 22.0a (See Breakdowns)	2
	42	08709	(000000–) Nut, Hex, Lock, M8 X 1.25, NI	2
	43	1219358	(000000–) Hub Wldt, Idler	2
	44	16931	(000000–) Screw, Hex, M8 X 1.25 X 20, 8.8	6
	45	1057629	(000000–) Plug, Idler, Brush [Sgl Brg]	2
	46	29558	(000000–) Pin, Clevis, 0.37d X 1.50l	1
	47	08182	(000000–) Pin, Cotter, .125 X 1.00	1

Fig. 15 - Sweeping Main Brush Frame Group

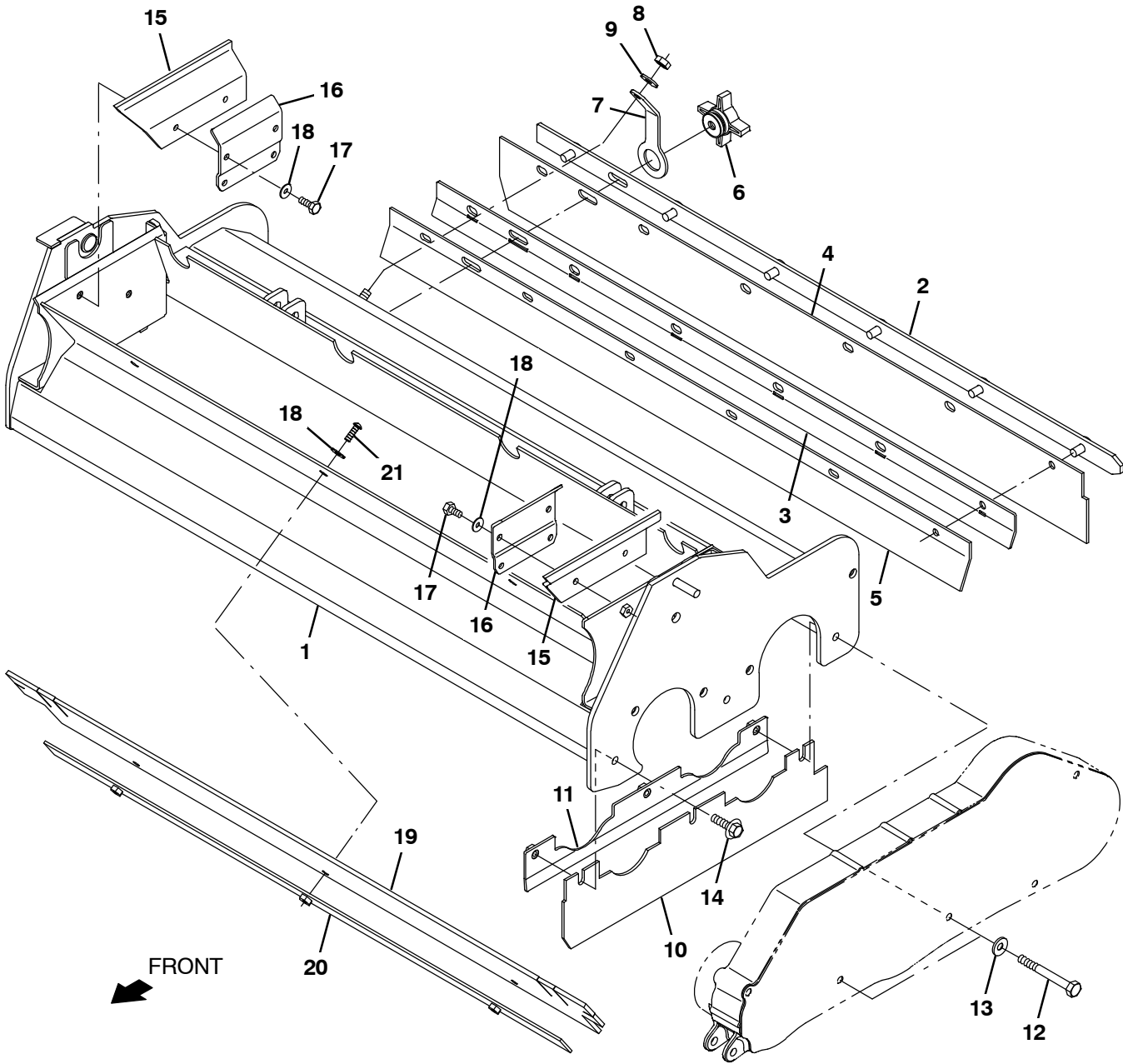


Fig. 15 – Sweeping Main Brush Frame Group

Ref.	Part No.	Serial Number	Description	Qty.
1	1217128	(000000–) Housing Wldt, Brush, Iron Gray	1
2	1219160	(000000–) Bracket Wldt, Mtg, Skirt, Rear	1
3	1219248	(000000–) Bracket, Mtg, Skirt	1
4	1218918	(000000–) Skirt, Hd, Sweep, Rear	1
5	1219236	(000000–) Skirt, Recycle	1
6	1218322	(000000–) Knob, Star, 2.75d 4ear, M8x1.25 Fem	1
7	1048353	(000000–) Strap, Rbr	1
8	08709	(000000–) Nut, Hex, Lock, M8 X 1.25, NI	1
9	01685	(000000–) Washer, Flat, 0.38b 0.88d .08, Ss	1
10	1219033	(000000–) Skirt, Hd, Sweep, Lh	1
11	1219592	(000000–) Retainer Wldt, Skirt, Lh	1
12	06958	(000000–) Screw, Hex, M8 X 1.25 X 80, 8.8	2
13	01685	(000000–) Washer, Flat, 0.38b 0.88d .08, Ss	2
14	1037354	(000000–) Screw, Hex, M8 X 1.25 X 30, 9.8, Sems	1
15	1219243	(000000–) Skirt, Deflector	2
16	1219280	(000000–) Bracket, Retainer	2
17	11329	(000000–) Screw, Hex, M6 X 1.00 X 16, NI, Ss	4
18	01684	(000000–) Washer, Flat, 0.27b 0.69d .05, Ss	7
19	1219083	(000000–) Skirt, Blade, Deflector	1
20	1224157	(000000–) Retainer Wldt, Front	1
21	763147	(000000–) Screw, Btn, M6 X 1.0 X 20, 10.9, Blk	3

Fig. 16 – Sweeping Main Brush Skirt Kit

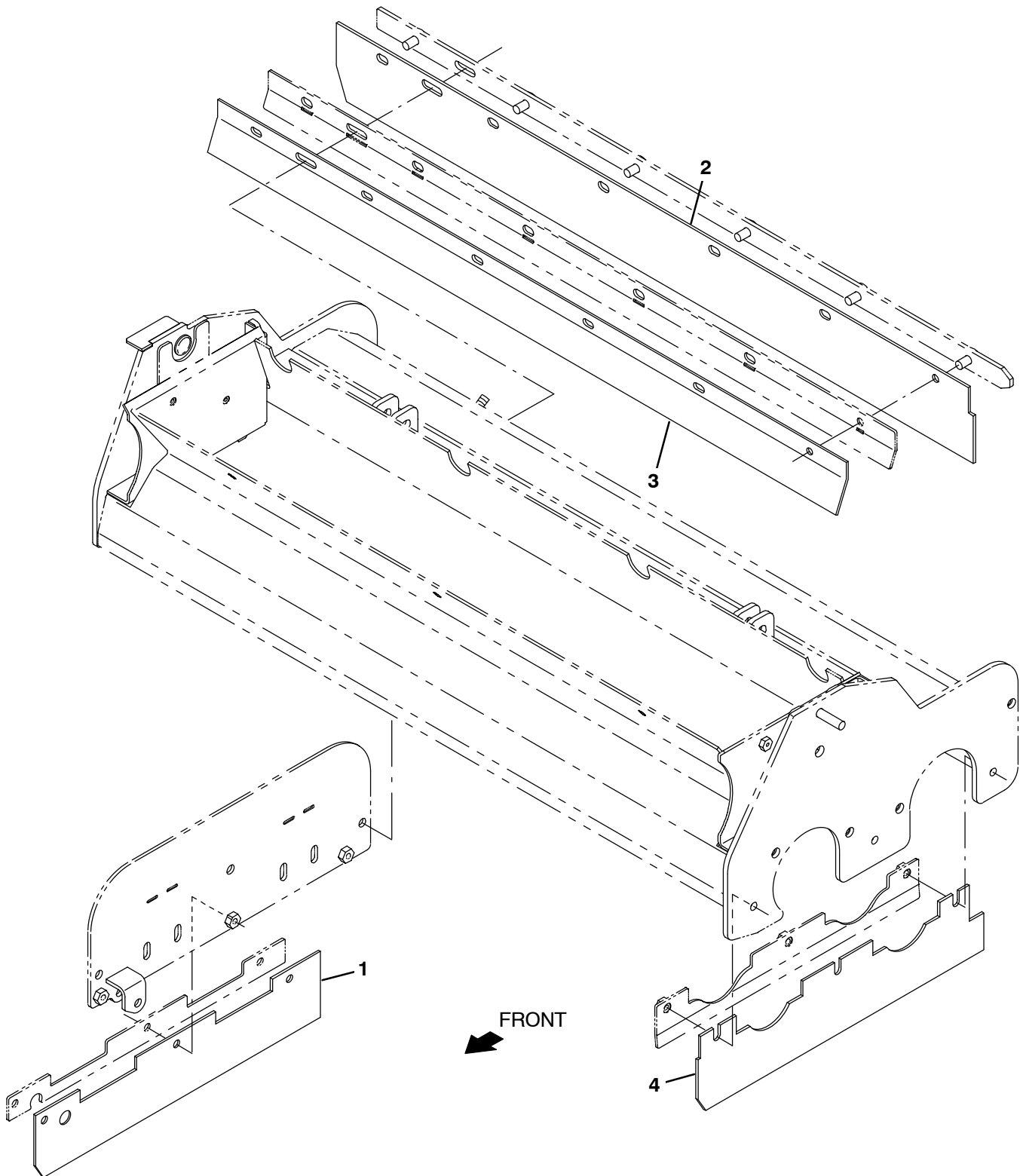


Fig. 16 – Sweeping Main Brush Skirt Kit

	Ref.	Part No.	Serial Number	Description	Qty.
▽		9015026	(000000–) Skirt Kit, Swp, Afmkt [M17]	1
▲	1	1219071	(000000–) Skirt, Sweep, Rh	1
▲	2	1218918	(000000–) Skirt, Hd, Sweep, Rear	1
▲	3	1219236	(000000–) Skirt, Recycle	1
▲	4	1219033	(000000–) Skirt, Hd, Sweep, Lh	1

Fig. 17 – Sweeping Main Brush Seal Kit

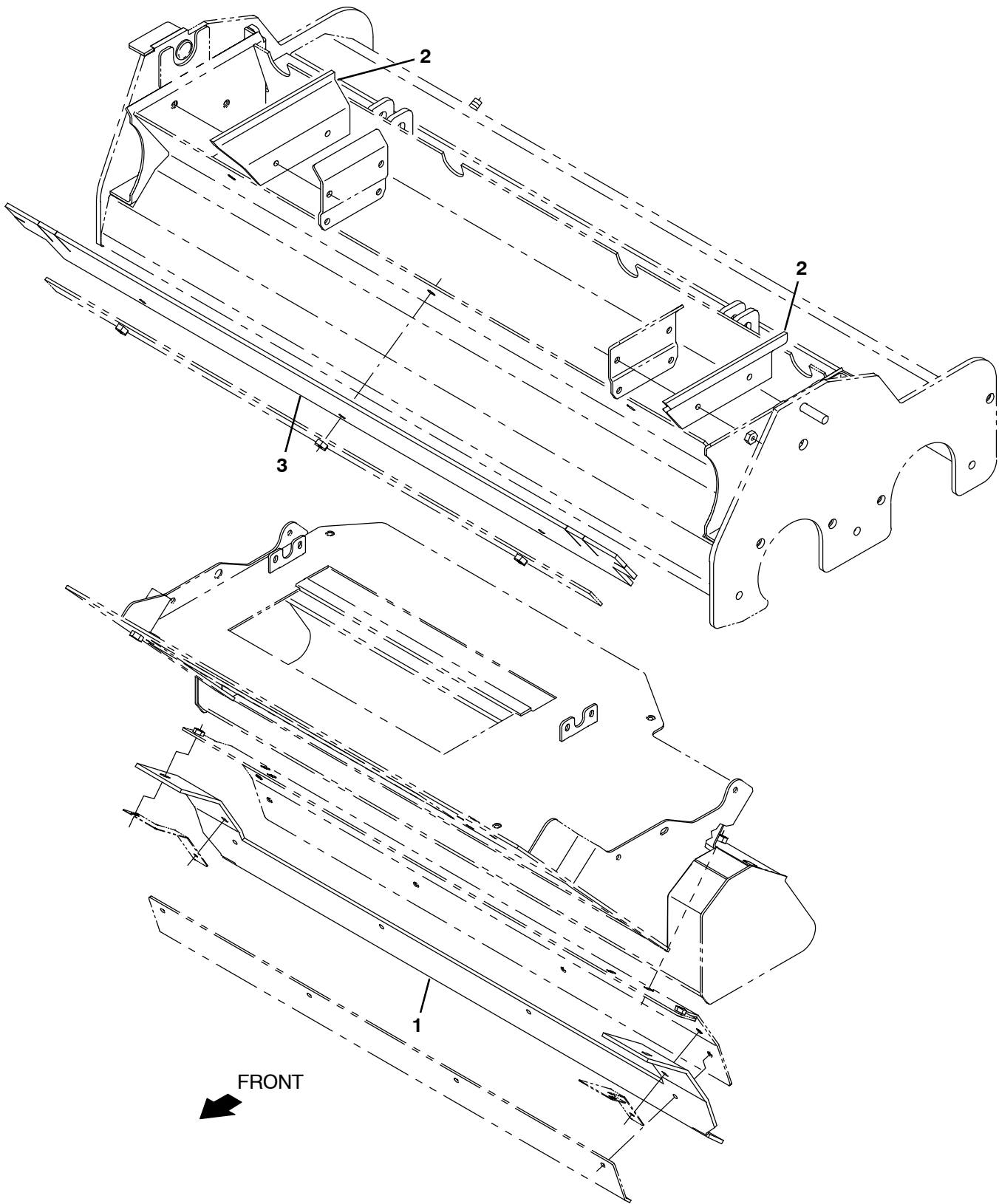


Fig. 16 – Sweeping Main Brush Seal Kit

	Ref.	Part No.	Serial Number	Description	Qty.
▽		9015027	(000000–) Seal Kit, Swp, Afmkt [M17]	1
▲	1	1222527	(000000–) Seal, Diverter, Rear	1
▲	2	1219243	(000000–) Skirt, Deflector	2
▲	3	1219083	(000000–) Skirt, Blade, Deflector	1

Fig. 18 – Sweeping Main Brush Lift Group

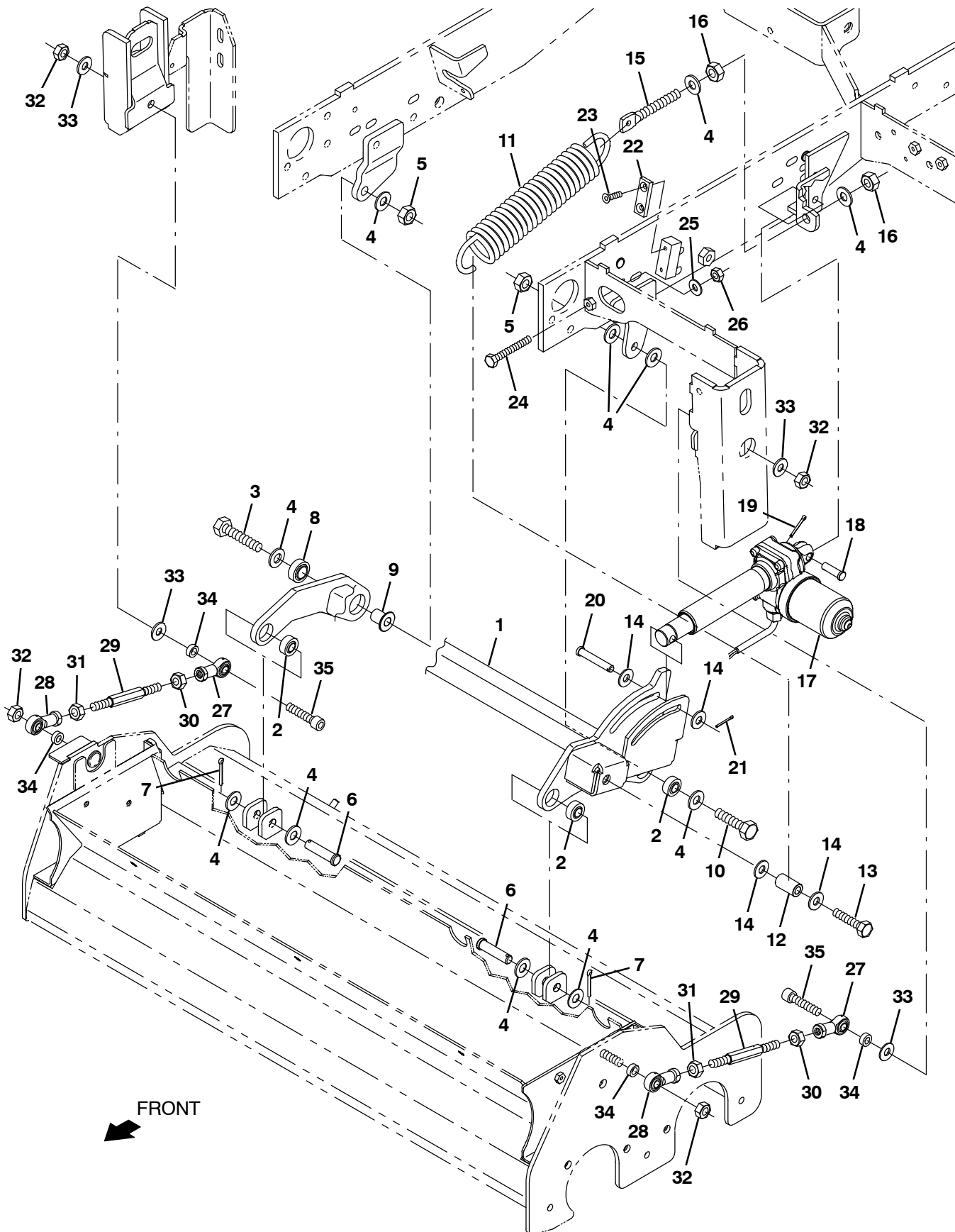


Fig. 18 – Sweeping Main Brush Lift Group

Ref.	Part No.	Serial Number	Description	Qty.
▽	9015025	(000000–) Lift Arm Kit, Swp, Afmkt [M17]	1
▲	1 1217151	(000000–) Lift Wldt, Main Swp	1
▲	2 1224133	(000000–) Bearing, Self Align, 0.50b 1.00d	3
▲	3 1224134	(000000–) Bearing, Self Align, 0.67b 1.18d	1
	4 32486	(000000–) Washer Flat,0.50,Sae	11
	5 08711	(000000–) Nut, Hex, Lock, M12 X 1.75, NI	2
	6 51534	(000000–) Pin, Clevis, 0.50d X 2.00l	2
	7 08236	(000000–) Pin, Cotter, .156 X 1.25	2
	8 73377	(000000–) Screw, Hex, M12 X 1.75 X 60, 10.9	1
	9 1222016	(000000–) Sleeve, P/M, Flng, 0.50b 1.10/0.66d 0.9l	1
	10 394349	(000000–) Screw, Hex, M12 X 1.75 X 45, 10.9	1
	11 1222738	(000000–) Spring, Extn, 1.82od 0.28wir 11.24l	1
	12 1013281	(000000–) Sleeve, P/M, 0.41b 0.73d 1.3l [430ss]	1
	13 16930	(000000–) Screw, Hex, M10 X 1.50 X 50, 8.8	1
	14 32492	(000000–) Washer, Flat, 0.38, Std	4
	15 1222845	(000000–) Bolt, Eye, .50–13 X 4.44 X .34eye	1
	16 25015	(000000–) Nut, Hex, Std, .50–13	2
	17 1206470	(000000–) Actuator, 36vdc, 5.00strk, 1100lb	1
	18 46657	(000000–) Pin, Clevis, 0.37d X 1.25l	1
	19 08179	(000000–) Pin, Cotter, .094 X 1.00	1
	20 1224712	(000000–) Pin, Clevis, .38d X 2.25l [4340]	1
	21 08182	(000000–) Pin, Cotter, .125 X 1.00	1
	22 1220450	(000000–) Pad, Stop, Pye	1
	23 09062	(000000–) Screw, Flt, Soc, M6 X 1.00 X 16, 10.9	2
	24 363976	(000000–) Screw, Hex, M8 X 1.25 X 60, 8.8, Fl	1
	25 01685	(000000–) Washer, Flat, 0.38b 0.88d .08, Ss	1
	26 08713	(000000–) Nut, Hex, Lock, M8 X 1.25, NI, Ss	1
	27 1227424	(000000–) Rod–End, M10x1.5lh Fem 10.0b	2
	28 1219573	(000000–) Rod–End, M10x1.5rh Fem	2
	29 1217152	(000000–) Rod, Hex, M10, 05.12l, Stl	2
	30 09775	(000000–) Nut, Hex, Std, M10–1.5 , Ss	2
	31 07787	(000000–) Nut, Hex, Std, M10 X 1.50, Ss	2
	32 08714	(000000–) Nut, Hex, Lock, M10 X 1.5, NI, Ss	4
	33 01686	(000000–) Washer, Flat, 0.44b 1.00d .08, Ss	4
	34 1227790	(000000–) Sleeve, .39b .65od 6.35l	4
	35 1228214	(000000–) Screw, Soc, N10 X 1.50 X 45, 12.9	2

Fig. 19 – Sweeping Side Brush Lift Group, Right Side

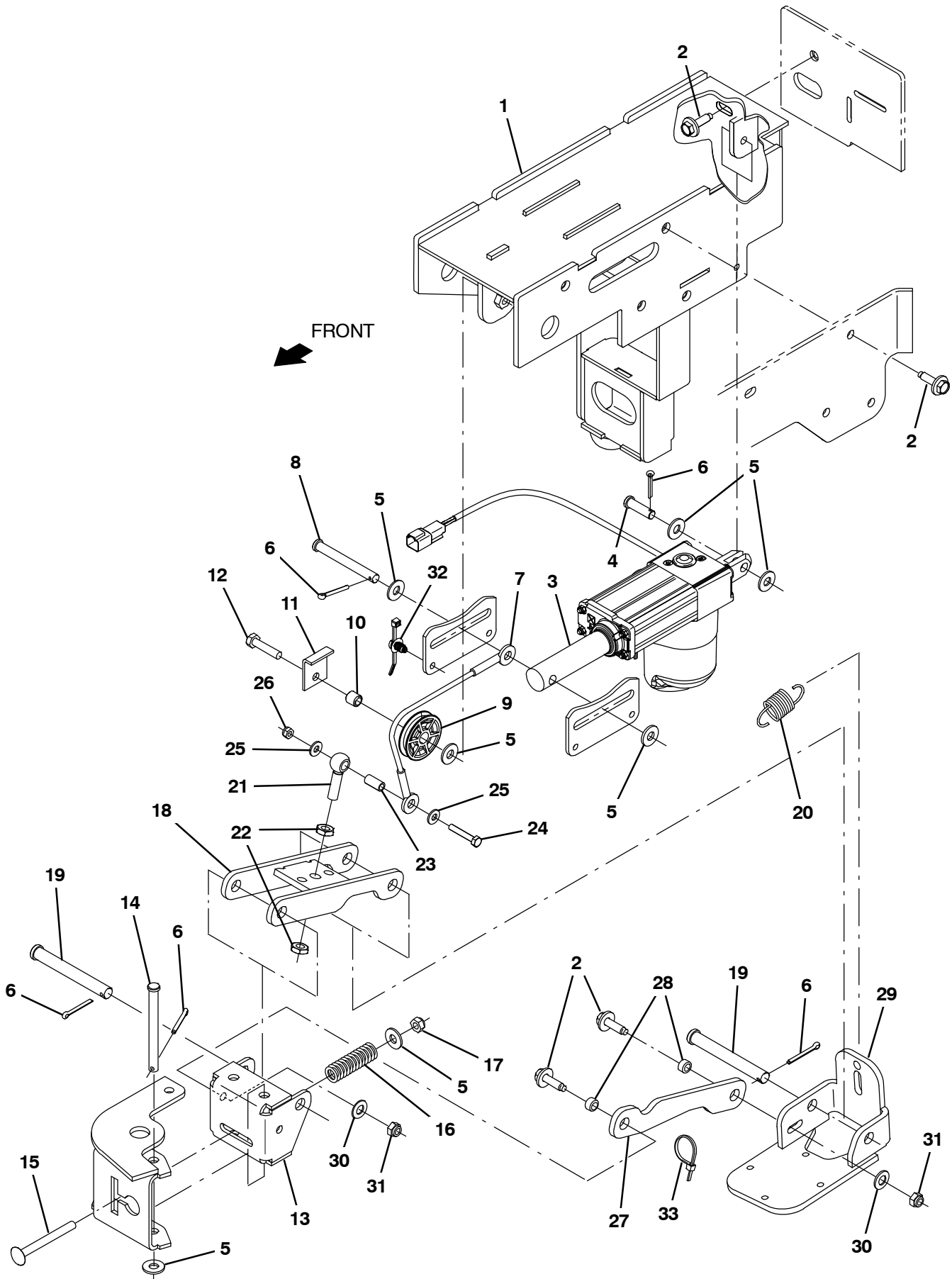


Fig. 19 – Sweeping Side Brush Lift Group, Right Side

Ref.	Part No.	Serial Number	Description	Qty.
1	1221456	(000000–) Housing Wldt, Swp Sb, Rh	1
2	1037354	(000000–) Screw, Hex, M8 X 1.25 X 30, 9.8, Sems	7
3	1201500	(000000–) Actuator, 36vdc, 2.75strk, 450lb	1
4	46657	(000000–) Pin, Clevis, 0.37d X 1.25l	1
5	01685	(000000–) Washer, Flat, 0.38b 0.88d .08, Ss	7
6	08236	(000000–) Pin, Cotter, .156 X 1.25	5
7	1221017	(000000–) Cable, Lift, .19d 09.50l .38eye /.38eye	1
8	57598	(000000–) Pin, Clevis, 0.37d X 3.25l	1
9	369781	(000000–) Pulley, Cable, 1.5d Nyl	1
10	222460	(000000–) Sleeve, P/M, 0.32b 0.50d 0.5l [430ss]	1
11	54400	(000000–) Bracket, Angle, Keeper, Cable	1
12	06955	(000000–) Screw, Hex, M8 X 1.25 X 35, 8.8	1
13	1221016	(000000–) Bracket, Pivot	1
14	49914	(000000–) Pin, Clevis, 0.37d X 4.00l	1
15	1223797	(000000–) Bolt, Carriage, M8 X 1.25 X 80, FI	1
16	1217835	(000000–) Spring, Cmpr, 0.75od .17wir 02.5l	1
17	08713	(000000–) Nut, Hex, Lock, M8 X 1.25, NI, Ss	1
18	1221530	(000000–) Arm Wldt, Lift	1
19	51528	(000000–) Pin, Clevis, 0.50d X	2
20	1226407	(000000–) Spring, Extn, 0.94od 0.085wir 2.00l	1
21	1221611	(000000–) Bolt, Eye, M10 X 1.5 X 040mm, 10.00 Eye	1
22	763064	(000000–) Nut, Hex, Jam, M10 X 1.5, [Din439]	2
23	1206722	(000000–) Sleeve, P/M, 0.25b 0.38d 0.8l	1
24	06946	(000000–) Screw, Hex, M6 X 1.00 X 35, 8.8	1
25	32483	(000000–) Washer, Flat, 0.25, Sae	2
26	08708	(000000–) Nut, Hex, Lock, M6 X 1.00, NI	1
27	1221486	(000000–) Link, Pivot, Lower	1
28	222516	(000000–) Sleeve, P/M, 0.32b 0.50d 0.3l [430ss]	2
29	1221023	(000000–) Mount Wldt, Motor, Rh	1
30	32485	(000000–) Washer, Flat, 0.38, Sae	2
31	08709	(000000–) Nut, Hex, Lock, M8 X 1.25, NI	2
32	1210807	(000000–) Wire, Tie [W/.25" Fir Tree Clip]	1
33	130773	(000000–) Tie, Cable, Nyl, 11.0l, .14w, 3.0 Max. D	2

Fig. 20 – Sweeping Side Brush Motor Group, Right Side

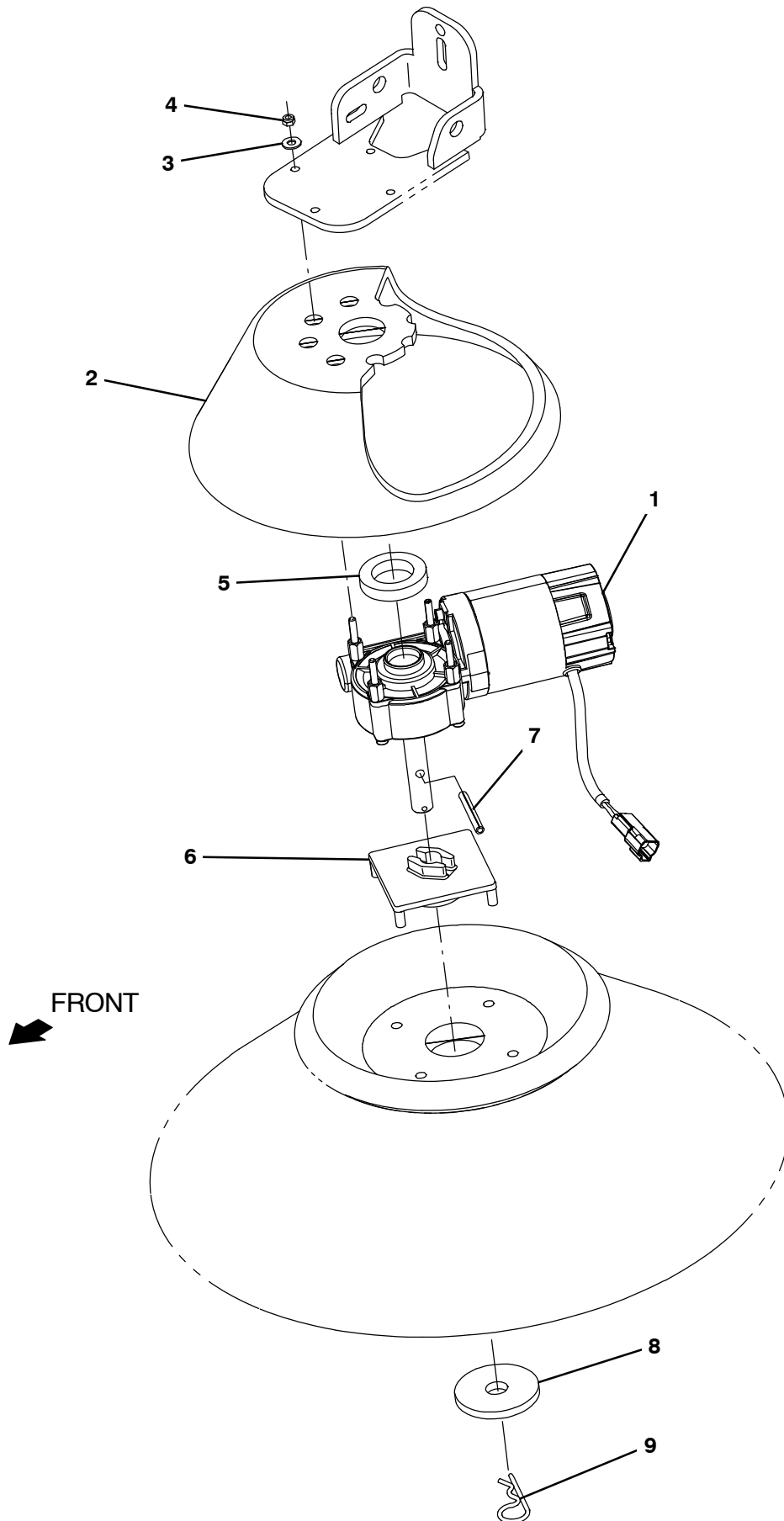


Fig. 20 – Sweeping Side Brush Motor Group, Right Side

Ref.	Part No.	Serial Number	Description	Qty.
1	1217201	(000000–) Motor, Ele, 36vdc 0070rpm 60w	1
2	1215855	(000000–) Guard, Brush, Side	1
3	19066	(000000–) Washer, Flat, 0.25b 0.56d .05, Pl, 10	4
4	06549	(000000–) Nut, Hex, Lock, M5 X 0.80, NI	4
5	1223368	(000000–) Spacer, Brush	1
6	1017441	(000000–) Plate, Adapter, Brush	1
7	11398	(000000–) Pin, Roll, .250d X 2.00l, .250/.256	1
8	1017802	(000000–) Washer, Flat, 0.66b 2.50d .19, Ss	1
9	02942	(000000–) Pin, Hair, Cotter, 0.62d .120 Wir	1

Fig. 21 – Sweeping Side Brush Lift Group, Left Side

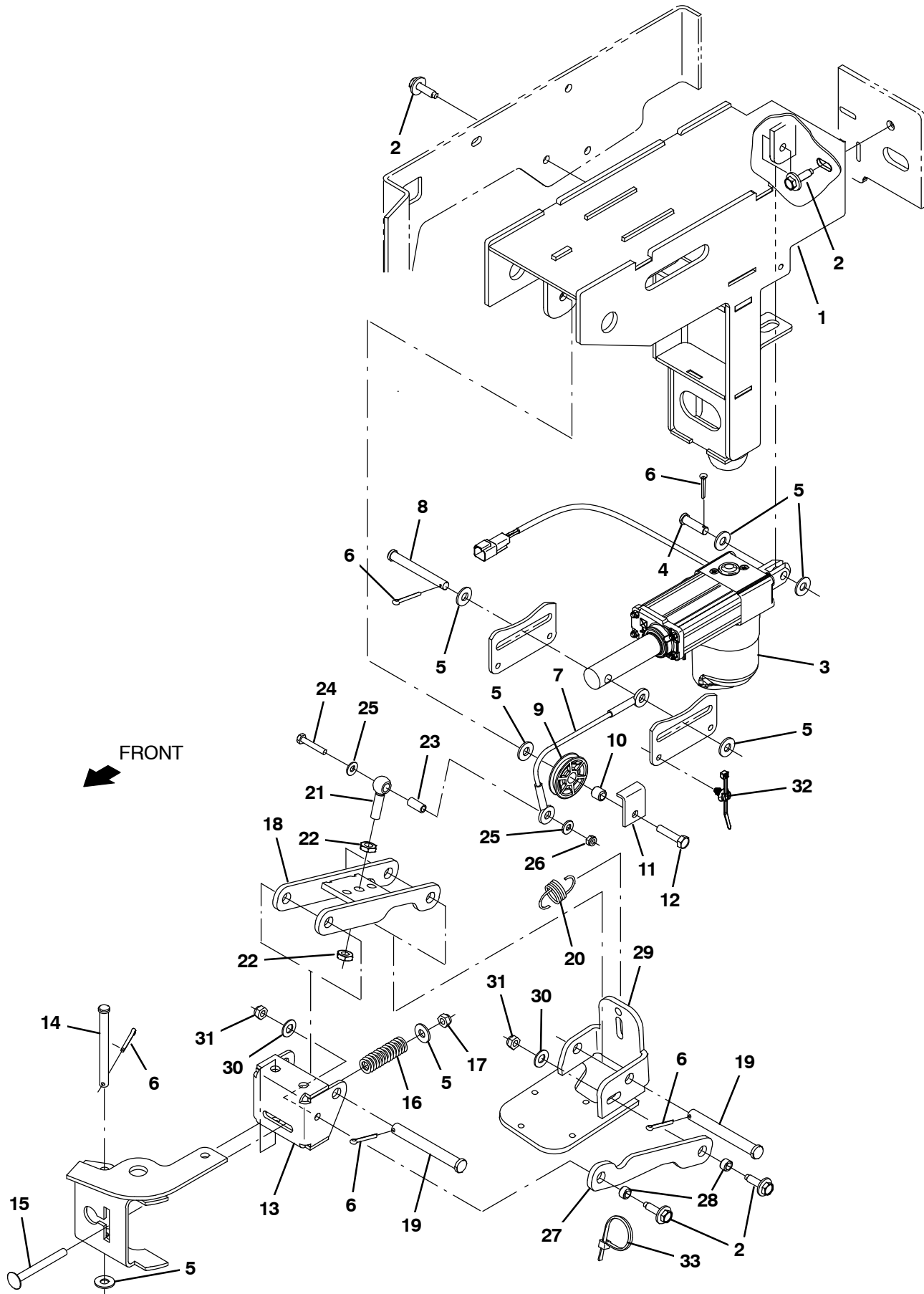


Fig. 21 – Sweeping Side Brush Lift Group, Left Side

Ref.	Part No.	Serial Number	Description	Qty.
1	1221457	(000000–) Housing Wldt, Swp Sb, Lh	1
2	1037354	(000000–) Screw, Hex, M8 X 1.25 X 30, 9.8, Sems	7
3	1201500	(000000–) Actuator, 36vdc, 2.75strk, 450lb	1
4	46657	(000000–) Pin, Clevis, 0.37d X 1.25l	1
5	01685	(000000–) Washer, Flat, 0.38b 0.88d .08, Ss	7
6	08236	(000000–) Pin, Cotter, .156 X 1.25	5
7	1221017	(000000–) Cable, Lift, .19d 09.50l .38eye /.38eye	1
8	57598	(000000–) Pin, Clevis, 0.37d X 3.25l	1
9	369781	(000000–) Pulley, Cable, 1.5d Nyl	1
10	222460	(000000–) Sleeve, P/M, 0.32b 0.50d 0.5l [430ss]	1
11	54400	(000000–) Bracket, Angle, Keeper, Cable	1
12	06955	(000000–) Screw, Hex, M8 X 1.25 X 35, 8.8	1
13	1221016	(000000–) Bracket, Pivot	1
14	49914	(000000–) Pin, Clevis, 0.37d X 4.00l	1
15	1223797	(000000–) Bolt, Carriage, M8 X 1.25 X 80, FI	1
16	1217835	(000000–) Spring, Cmpr, 0.75od .17wir 02.5l	1
17	08713	(000000–) Nut, Hex, Lock, M8 X 1.25, NI, Ss	1
18	1221530	(000000–) Arm Wldt, Lift	1
19	51528	(000000–) Pin, Clevis, 0.50d X	2
20	1226407	(000000–) Spring, Extn, 0.94od 0.085wir 2.00l	1
21	1221611	(000000–) Bolt, Eye, M10 X 1.5 X 040mm, 10.00 Eye	1
22	763064	(000000–) Nut, Hex, Jam, M10 X 1.5, [Din439]	2
23	1206722	(000000–) Sleeve, P/M, 0.25b 0.38d 0.8l	1
24	06946	(000000–) Screw, Hex, M6 X 1.00 X 35, 8.8	1
25	32483	(000000–) Washer, Flat, 0.25, Sae	2
26	08708	(000000–) Nut, Hex, Lock, M6 X 1.00, NI	1
27	1221486	(000000–) Link, Pivot, Lower	1
28	222516	(000000–) Sleeve, P/M, 0.32b 0.50d 0.3l [430ss]	2
29	1221203	(000000–) Mount Wldt, Motor, Lh	1
30	32485	(000000–) Washer, Flat, 0.38, Sae	2
31	08709	(000000–) Nut, Hex, Lock, M8 X 1.25, NI	2
32	1210807	(000000–) Wire, Tie [W/.25" Fir Tree Clip]	1
33	130773	(000000–) Tie, Cable, Nyl, 11.0l, .14w, 3.0 Max. D	2

Fig. 22 – Sweeping Side Brush Motor Group, Left Side

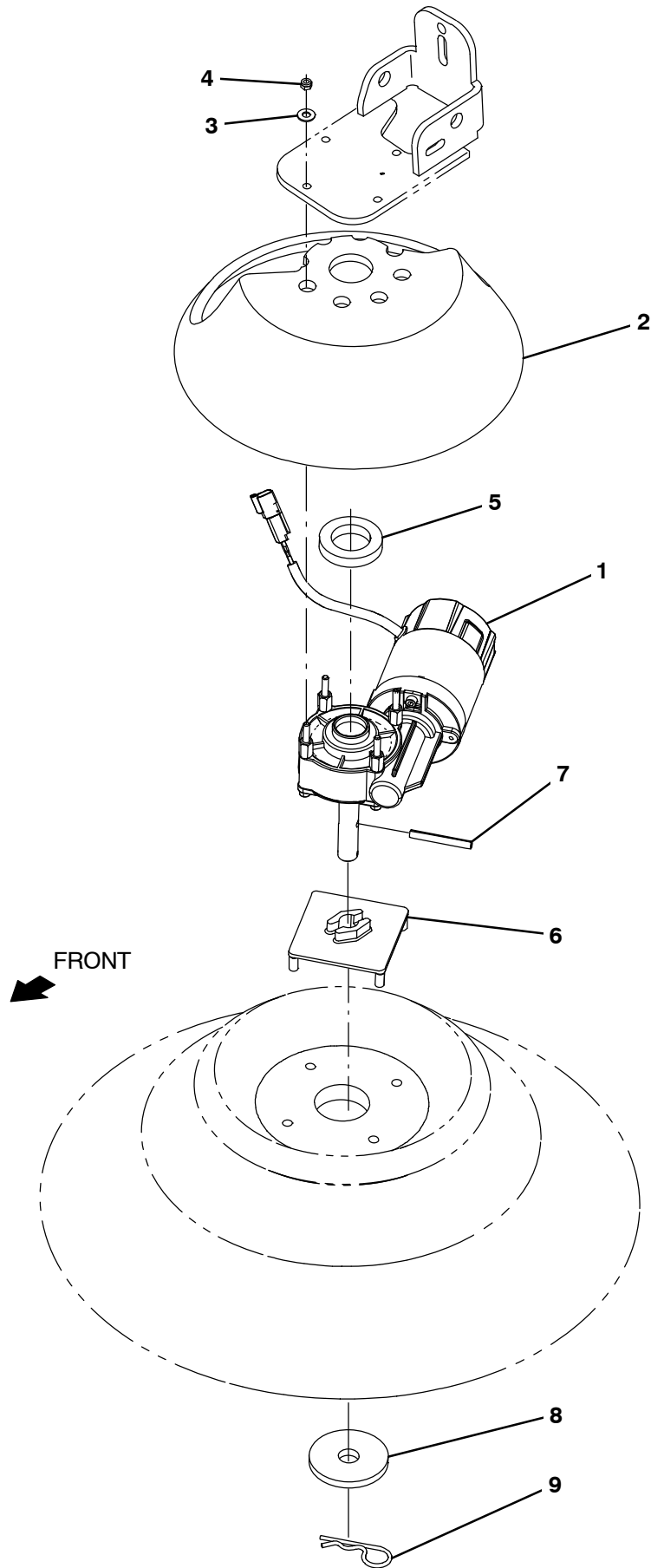


Fig. 22 – Sweeping Side Brush Motor Group, Left Side

Ref.	Part No.	Serial Number	Description	Qty.
1	1217685	(000000–) Motor, Ele, 36vdc 0070rpm 60w, Lh	1
2	1215855	(000000–) Guard, Brush, Side	1
3	19066	(000000–) Washer, Flat, 0.25b 0.56d .05, Pl, 10	4
4	06549	(000000–) Nut, Hex, Lock, M5 X 0.80, NI	4
5	1223368	(000000–) Spacer, Brush	1
6	1017441	(000000–) Plate, Adapter, Brush	1
7	11398	(000000–) Pin, Roll, .250d X 2.00l, .250/.256	1
8	1017802	(000000–) Washer, Flat, 0.66b 2.50d .19, Ss	1
9	02942	(000000–) Pin, Hair, Cotter, 0.62d .120 Wir	1

Fig. 23 – Scrub Head Lift Group

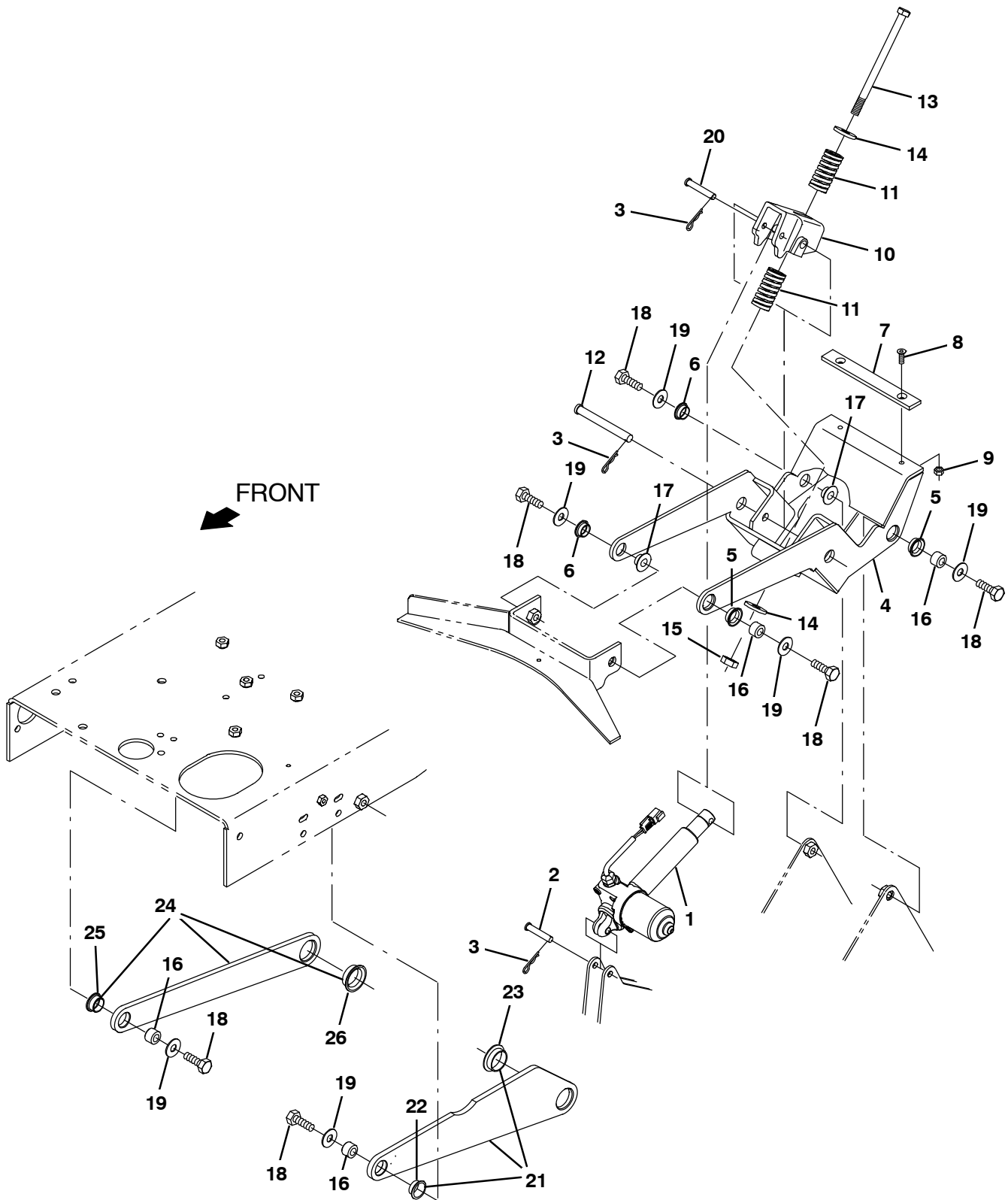


Fig. 23 – Scrub Head Lift Group

	Ref.	Part No.	Serial Number	Description	Qty.
	1	1206470	(000000–) Actuator, 36vdc, 5.00strk, 1100lb	1
	2	29584	(000000–) Pin, Clevis, 0.37d X 2.00l	1
	3	44906	(000000–) Pin, Cotter, Hair, 0.38d .093 Wir	3
▽		9020250	(000000–) Link Assy, Lift, Head, Afmkt [T17]	1
▲	4	1204713	(000000–) Arm Wldt, Lift	1
▲	5	1037827	(000000–) Bushing, Flng, 0.88b 1.0d 0.37l	2
▲	6	04928	(000000–) Bushing, Flng, 0.50b 0.59d 0.38l	2
▲	7	1205133	(000000–) Pad, Stop, Rbr	1
▲	8	16879	(000000–) Screw, Flt, Soc, M6 X 1.00 X 20, 10.9	2
▲	9	08712	(000000–) Nut, Hex, Lock, M6 X 1.00, NI, Ss	2
	10	1209769	(000000–) Bellcrank, Spring, Machined	1
	11	1208208	(000000–) Spring, Cmpr, 1.25od Flat Wir 02.5l	2
	12	59668	(000000–) Pin, Clevis, 0.50d X 4.50l	1
	13	1212623	(000000–) Screw, Hex, M12 X 1.75 X 180, 8.8	1
	14	35843	(000000–) Washer, Flat, 0.53b 1.50d .19, Stl	2
	15	09741	(000000–) Nut, Hex, Lock, M12 X 1.75, NI, Ss	1
	16	1210262	(000000–) Sleeve, P/M, 0.50b 0.87d 0.6l [430ss]	4
	17	1210177	(000000–) Sleeve, P/M, Flng, 0.50b 1.25/0.75d 0.4l	2
	18	06969	(000000–) Screw, Hex, M12 X 1.75 X 40, 8.8	6
	19	1210179	(000000–) Washer, Flat, 0.50b 1.25d 0.8, Stl, PI	6
	20	222260	(000000–) Pin, Clevis, 0.37d X 2.25l	1
▽	21	9020251	(000000–) Plate Assy, Side, Head, Afmkt [T17]	1
▲	22	1210630	(000000–) Bushing, Flng, 0.88b 1.0d 0.50l	1
▲	23	1210624	(000000–) Bushing, Flng, 1.25b 1.41d 0.50l	1
▽	24	9020253	(000000–) Plate Assy, Side, Head, Afmkt [T17]	1
▲	25	1210630	(000000–) Bushing, Flng, 0.88b 1.0d 0.50l	1
▲	26	1210624	(000000–) Bushing, Flng, 1.25b 1.41d 0.50l	1

Fig. 24 – Scrub Head and Drive Motor Group, Disk

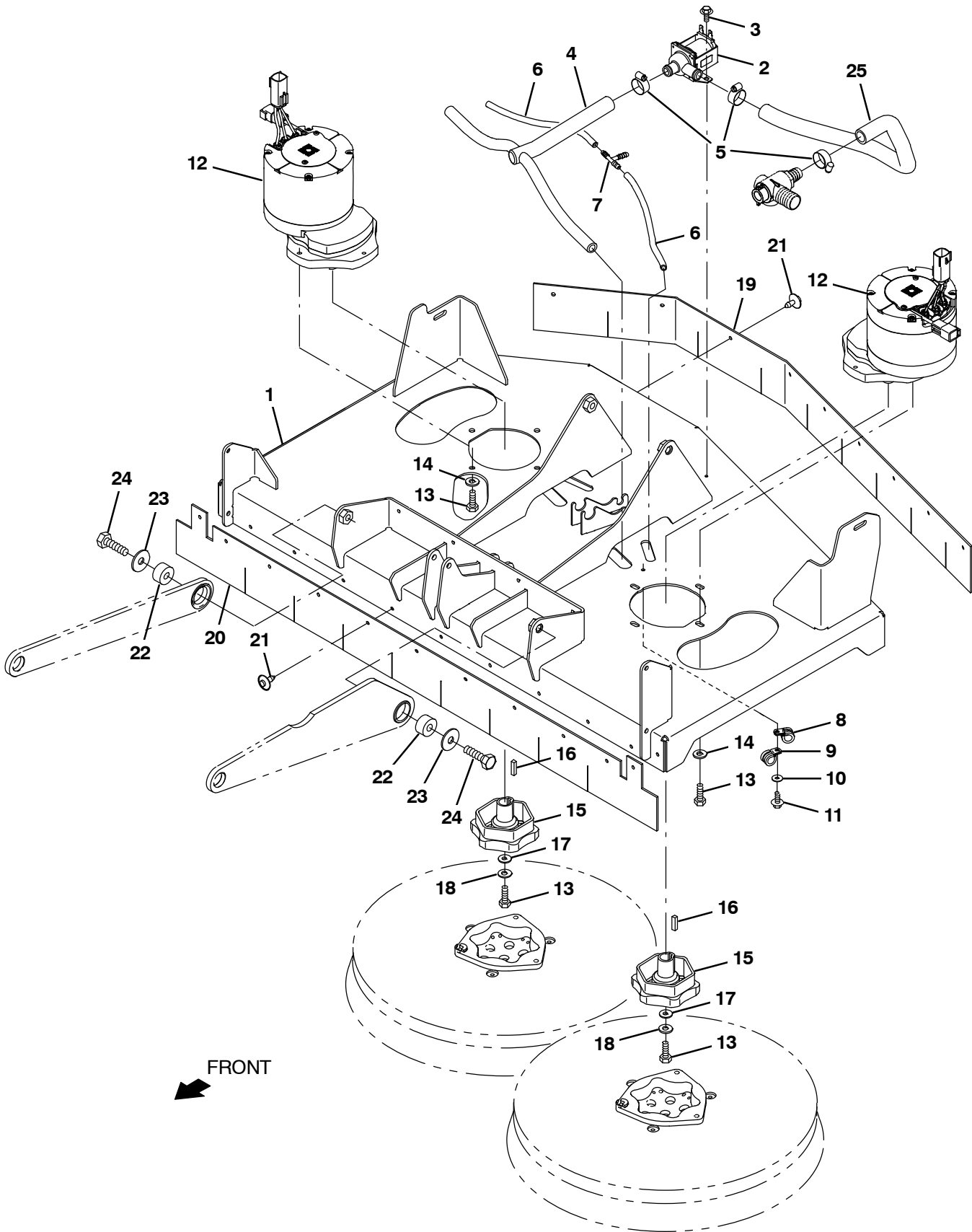


Fig. 24 – Scrub Head and Drive Motor Group, Disk

Ref.	Part No.	Serial Number	Description	Qty.	
1	1222545	(000000–)	Head Wldt, Disk	1	
2	84028	(000000–)	Valve, Water, Solenoid – 36v	1	
3	222158	(000000–)	Screw, Hex, M6 X 1.00 X 10, Fmg	2	
4	1205131	(000000–)	Manifold, Soltn	1	
5	63810	(000000–)	Clamp, Hose, Wormdrive, 0.56–1.06d, .56w	3	
6	1011409	(000000–)	Hose, Afmkt, Pvc, Brd, 0.25id, 01ft	2	
7	150713	(000000–)	Fitting, Plstc, Tee, Bm04/Bm04/Bm04	1	
8	1016354	(000000–)	Clamp, Cable, Ss, 0.50d X 0.50w [Insul]	2	
9	07471	(000000–)	Clamp, Cable, Stl, 0.75d X 0.75w, 1hole	2	
10	01684	(000000–)	Washer, Flat, 0.27b 0.69d .05, Ss	2	
11	222158	(000000–)	Screw, Hex, M6 X 1.00 X 10, Fmg	2	
▽	9020238	(000000–)	Motor Assy, Disk, Afmkt [T17]	2	
▲	12	1204356	(000000–)	Motor, Ele, 36vdc, 350 Rpm 1.5hp Gear	1
▲	13	09010	(000000–)	Screw, Hex, M8 X 1.25 X 25, Ss	5
▲	14	01685	(000000–)	Washer, Flat, 0.38b 0.88d .08, Ss	5
▲	15	377364	(000000–)	Hub, Drive, Brush, Disk, 0.75b [6t]	1
▲	16	00928	(000000–)	Key, Sq, 0.25 X 0.25, 1.00l	1
▲	17	41186	(000000–)	Washer, Flat, Belleville, .31	1
▲	18	01686	(000000–)	Washer, Flat, 0.44b 1.00d .08, Ss	1
▽	9020242	(000000–)	Skirt Kit, Disk, Afmkt [T17]	1	
▲	19	1204458	(000000–)	Skirt, Rbr, Rear	1
▲	20	1204460	(000000–)	Skirt, Rbr, Front	1
▲	21	72968	(000000–)	Rivet, Plstc, .250d X 0.90	20
	22	1210660	(000000–)	Pivot, Lift	2
	23	1210667	(000000–)	Washer, Flat, 0.5b 1.5d .12, Stl, Pl	2
	24	06969	(000000–)	Screw, Hex, M12 X 1.75 X 40, 8.8	2
	25	1045041	(000000–)	Hose, Afmkt, Pvc, Wir, 0.75 Id, 03Ft, Clr	1

Fig. 25 – Scrub Head Frame Group, Cylindrical

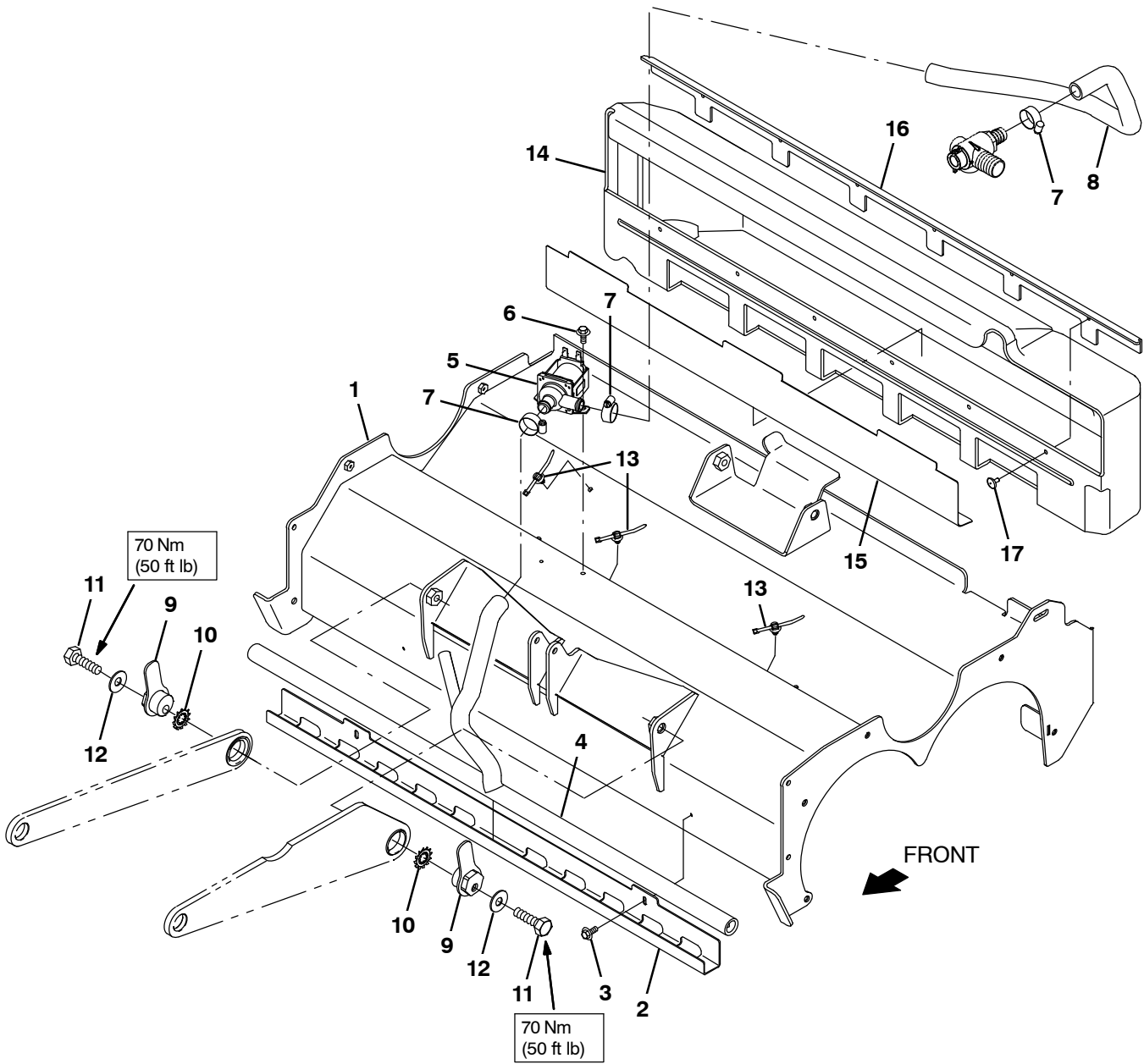


Fig. 25 – Scrub Head Frame Group, Cylindrical

Ref.	Part No.	Serial Number	Description	Qty.	
1	1213161	(000000–) Housing Wldt, Scb, Cyl	1	
2	1205011	(000000–) Clamp Bracket, Distribution	1	
3	223198	(000000–) Screw, Hex, M5 X 0.80 X 10, Fmg	2	
4	1205010	(000000–) Manifold, Bar, Spray	1	
5	84028	(000000–) Valve, Water, Solenoid – 36v	1	
6	74455	(000000–) Screw, Hex, M6 X 1.00 X 12, Fmg	2	
7	63810	(000000–) Clamp, Hose, Wormdrive, 0.56–1.06d, .56w	3	
8	1045041	(000000–) Hose, Afmkt, Pvc, Wir, 0.75id, 03ft, Clr	1	
9	1210618	(000000–) Pivot Wldt	2	
10	41143	(000000–) Washer, Lock, Int–Ext, 0.50	2	
11	06971	(000000–) Screw, Hex, M12 X 1.75 X 50, 8.8	2	
12	1210179	(000000–) Washer, Flat, 0.50b 1.25d 0.8, Stl, Pl	2	
13	1210807	(000000–) Wire, Tie [W/.25" Fir Tree Clip]	3	
▽	9020215	(000000–) Tray Kit, Debris, Cyl, Afmkt [T17]	1	
▲	14	1207108	(000000–) Hopper, Debris, Trimmed	1
▲	15	1207126	(000000–) Angle, Stl, Perforated .03	1
▲	16	1207127	(000000–) Lip, Tray, Debris	1
▲	17	68567	(000000–) Rivet, Blind, .188d X 0.53 X .62d, Alm	6

Fig. 26 – Scrub Head Drive Motors Group, Cylindrical

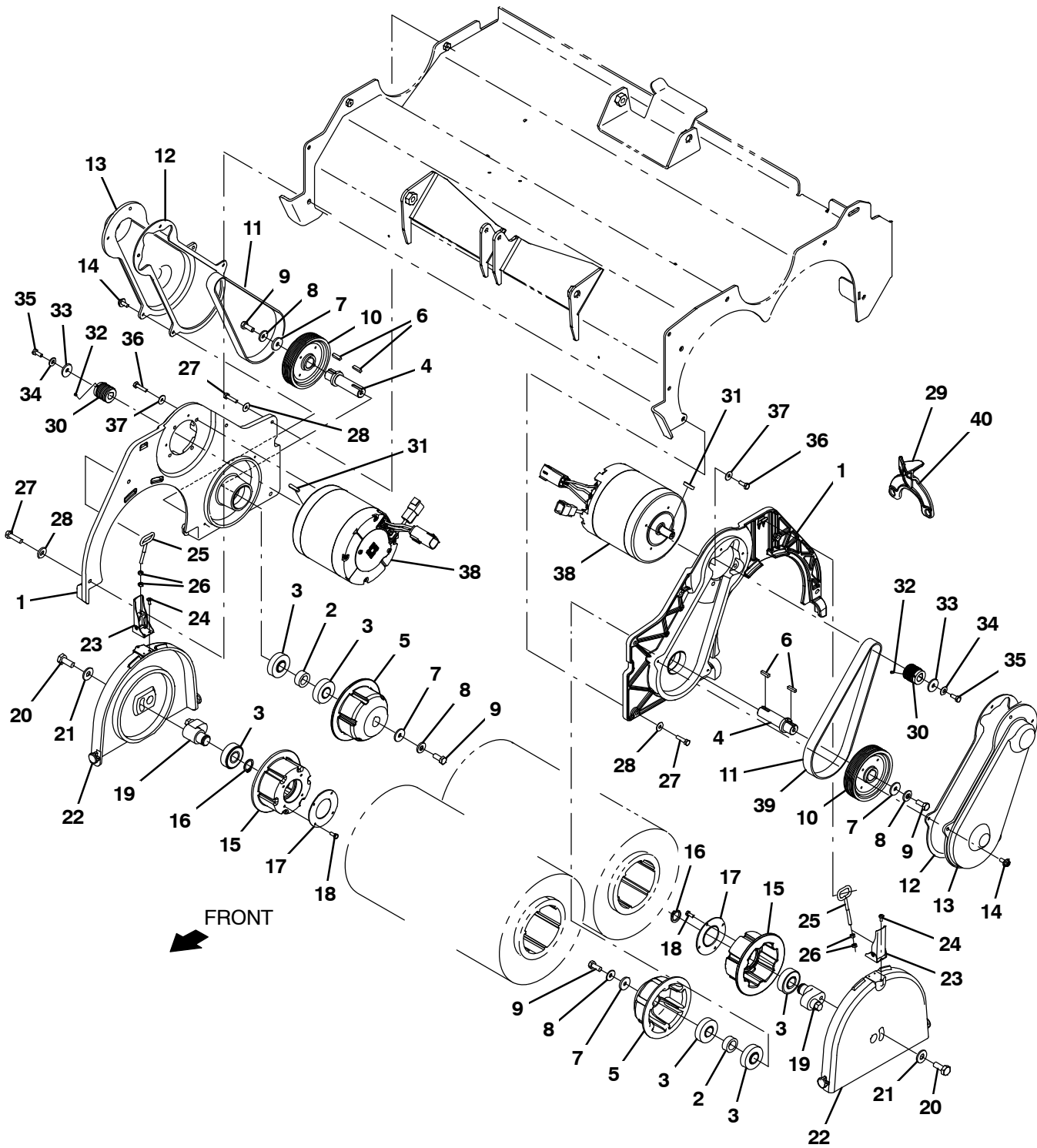


Fig. 26 – Scrub Head Drive Motors Group, Cylindrical

Ref.	Part No.	Serial Number	Description	Qty.
▽	9020235	(000000–) Panel Assy, Cyl, Afmkt [T17]	2
▲	1 1204637	(000000–) Plate, Side, Wrap	1
▲	2 1204634	(000000–) Spacer, Brg	1
▲	3 46390	(000000–) Bearing, Ball, 0.79b 1.85d 0.55w	3
▲	4 1204643	(000000–) Shaft, Drive, Brush	1
▲	5 1204881	(000000–) Plug, Drive, Brush	1
▲	6 00911	(000000–) Key, Sq, 0.19 X 0.19, 0.75l	2
▲	7 1017218	(000000–) Washer, Flat, 0.32b 1.00d .12, Ss	2
▲	8 41186	(000000–) Washer, Flat, Belleville, .31	2
▲	9 12273	(000000–) Screw, Hex, M8 X 1.25 X 20, NI, Ss	2
▲	10 1204639	(000000–) Sheave, 09grv, 4.13pd 0.75b [Pj]	1
▲	11 1204640	(000000–) Belt Kit, Drive	1
▲▽	9020245	(000000–) Cover Kit, Belt, Cyl, Afmkt [T7] (2 Kits Required)	1
▲▲	12 1204880	(000000–) Gasket, Belt, Cover	1
▲▲	13 1204642	(000000–) Cover, Belt	1
▲▲	14 1034731	(000000–) Screw, Hex, M6 X 1.00 X 16, Ss, Sems	4
▲▽	9020240	(000000–) Door Assy, Idler, Cyl, Afmkt [T17] (2 Kits Required)	2
▲▲	15 1204790	(000000–) Plug, Idler, Brush	1
▲▲	16 26428	(000000–) Ring, Retaining, Ext, 0.75d, Hd	1
▲▲	17 1056838	(000000–) Retainer, Brg, Iron Gray	1
▲▲	18 09738	(000000–) Screw, Hex, M5 X 0.80 X 12, Ss	4
▲▲	19 1204791	(000000–) Cam, Adj, Brush	1
▲▲	20 09028	(000000–) Screw, Hex, M10 X 1.50 X 25, Ss	1
▲▲	21 01686	(000000–) Washer, Flat, 0.44b 1.00d .08, Ss	1
▲▲	22 1204441	(000000–) Cover, Plug, Idler	1
▲▲	23 386257	(000000–) Latch	1
▲▲	24 49697	(000000–) Screw, Pan, Phl, M4 X 0.70 X 10, Ss	3
▲▲	25 386274	(000000–) Hook Wldt, Latch	1
▲▲	26 50335	(000000–) Nut, Hex, Std, M5 X 0.80, 8	2
▲	27 09007	(000000–) Screw, Hex, M6 X 1.00 X 25, Ss	5
▲	28 01684	(000000–) Washer, Flat, 0.27b 0.69d .05, Ss	5
▲	29 1212849	(000000–) Tool, Installation, Belt	1
▽	9020239	(000000–) Motor Assy, Cyl, Afmkt [T17]	2
▲	30 1204638	(000000–) Sheave, 09grv, 1.18pd 0.55b [Pj]	1
▲	31 1014328	(000000–) Key, Sq, 05mm X 05mm, 25mml	1
▲	32 222818	(000000–) Screw, Set, Soc, 08–32 X 0.25, NI	1
▲	33 1017218	(000000–) Washer, Flat, 0.32b 1.00d .12, Ss	1
▲	34 41185	(000000–) Washer, Flat, Belleville, .25	1
▲	35 06944	(000000–) Screw, Hex, M6 X 1.00 X 16	1
▲	36 15678	(000000–) Screw, Hex, M6 X 1.00 X 16, Ss	4
▲	37 01684	(000000–) Washer, Flat, 0.27b 0.69d .05, Ss	4
▲	38 1204357	(000000–) Motor, Ele, 36vdc, 1750 Rpm 1.5hp	1
▽	9020237	(000000–) Belt, Kit, Cyl, Afmkt [T17]	2
▲	39 1204640	(000000–) Belt, Drive	1
▲	40 1212849	(000000–) Tool, Installation, Belt	1

Fig. 27 – Scrub Head Side Squeegee Group, Right Hand

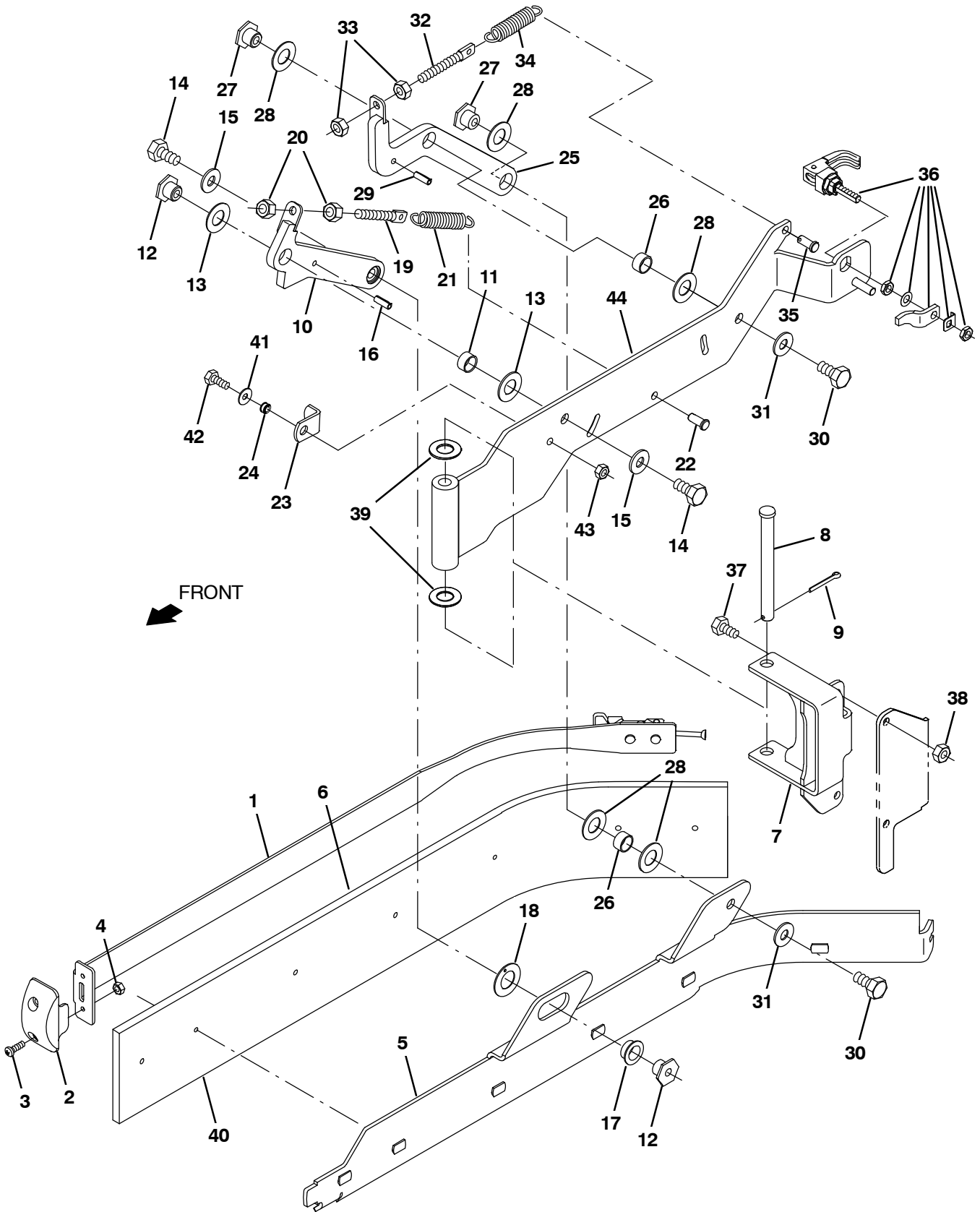


Fig. 27 – Scrub Head Side Squeegee Group, Right Hand

Ref.	Part No.	Serial Number	Description	Qty.
▽	9013756	(000000–) Squeegee Kit, Side, Rh	1
▲	1 1216949	(000000–) Retainer Assy, Side Sqge, With Latch	1
▲	2 1211884	(000000–) Guide, Sqge, Side	1
▲	3 1045487	(000000–) Screw, Pan, Phl, M5 X 0.80 X 16, Blk	2
▲	4 09739	(000000–) Nut, Hex, Lock, M5 X 0.80, NI, Ss	2
▲	5 1216950	(000000–) Holder Wldt, blade, Rh	1
▲	6 1213211	(000000–) Blade, Sqge, Side, Linatex	1
	7 1213093	(000000–) Bracket Wldt, Pivot, Sqge	1
	8 51538	(000000–) Pin, Clevis, 0.50d X 5.00l	1
	9 08236	(000000–) Pin, Cotter, .156 X 1.25	1
▽	9020243	(000000–) Arm Kit, Sqge, Front, Rh, Afmkt	1
▲	10 1213061	(000000–) Arm Wldt, Front, Rh	1
▲	11 71607	(000000–) Bushing, Sleeve, 0.63b 0.72d 0.38l	1
▲	12 1022846	(000000–) Nut, T, M10 X 1.50 X 15.80od X 13.0l	2
▲	13 64425	(000000–) Washer, Thrust, 0.61b 1.25d .06, Fgl	2
▲	14 09291	(000000–) Screw, Hex, M10 X 1.50 X 20, Ss	2
▲	15 01686	(000000–) Washer, Flat, 0.44b 1.00d .08, Ss	2
▲	16 17404	(000000–) Pin, Roll, .250d X 0.75l, .250/.256	1
▲	17 25735	(000000–) Bushing, Fing, 0.63b 0.75d 0.38l	1
▲	18 04846	(000000–) Washer, Thrust, 0.79b 1.42d 0.06[Garlok]	1
▲	19 386088	(000000–) Bolt, Eye, M8 X 1.25 X 070mm, 05.50 Eye	1
▲	20 07786	(000000–) Nut, Hex, Std, M8 X 1.25, Ss	2
▲	21 363469	(000000–) Spring, Extn, 0.75od 0.10wir 03.0l	1
▲	22 10120	(000000–) Clevis, 0.31d X 0.75l	1
	23 386391	(000000–) Bracket, Latch, Dbl Scb, Sqge, Side	1
	24 80491	(000000–) Sleeve, P/M, 0.25b 0.38d 0.2l [430ss]	1
▽	9020244	(000000–) Arm Kit, Sqge, Rear, Rh, Afmkt	1
▲	25 1213060	(000000–) Arm Wldt, Rear, Rh	1
▲	26 71607	(000000–) Bushing, Sleeve, 0.63b 0.72d 0.38l	2
▲	27 1022846	(000000–) Nut, T, M10 X 1.50 X 15.80od X 13.0l	2
▲	28 64425	(000000–) Washer, Thrust, 0.61b 1.25d .06, Fgl	5
▲	29 17404	(000000–) Pin, Roll, .250d X 0.75l, .250/.256	1
▲	30 09291	(000000–) Screw, Hex, M10 X 1.50 X 20, Ss	2
▲	31 01686	(000000–) Washer, Flat, 0.44b 1.00d .08, Ss	2
▲	32 386088	(000000–) Bolt, Eye, M8 X 1.25 X 070mm, 05.50 Eye	1
▲	33 07786	(000000–) Nut, Hex, Std, M8 X 1.25, Ss	2
▲	34 363469	(000000–) Spring, Extn, 0.75od 0.10wir 03.0l	1
▲	35 10120	(000000–) Clevis, 0.31d X 0.75l	1
	36 1065134	(000000–) Latch, Cmpr, Yel Grip	1
	37 16735	(000000–) Screw, Hex, M8 X 1.25 X 16, 8.8	2
	38 08713	(000000–) Nut, Hex, Lock, M8 X 1.25, NI, Ss	2
	39 64425	(000000–) Washer, Thrust, 0.61b 1.25d .06, Fgl	2
	40 1213266	(000000–) Blade, Sqge, Side, Urethane (Option)	1
	40 1213267	(000000–) Blade, Sqge, Side, Rubber (Option)	1
	41 01684	(000000–) Washer, Flat, 0.27b 0.69d .05, Ss	1
	42 15678	(000000–) Screw, Hex, M6 X 1.00 X 16, Ss	1
	43 08712	(000000–) Nut, Hex, Lock, M6 X 1.00, NI, Ss	1
	44 1213007	(000000–) Arm Wldt, Rh	1

Fig. 28 - Scrub Head Side Squeegee Group, Left Hand

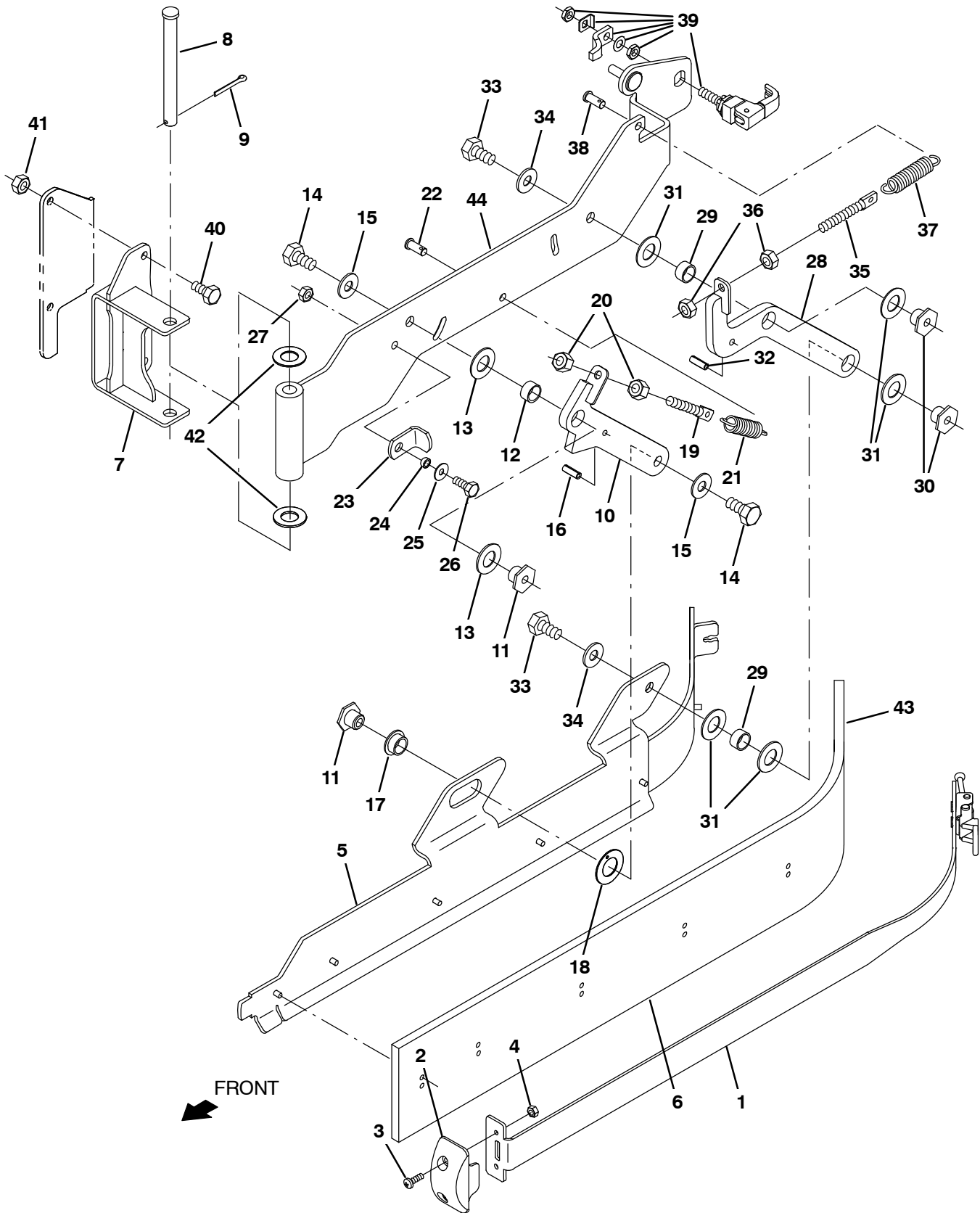


Fig. 28 – Scrub Head Side Squeegee Group, Left Hand

Ref.	Part No.	Serial Number	Description	Qty.
▽	9013757	(000000–) Squeegee Kit, Side, Lh	1
▲	1 1216949	(000000–) Retainer Assy, Side Sqge, With Latch	1
▲	2 1211884	(000000–) Guide, Sqge, Side	1
▲	3 1045487	(000000–) Screw, Pan, Phl, M5 X 0.80 X 16, Blk	2
▲	4 09739	(000000–) Nut, Hex, Lock, M5 X 0.80, NI, Ss	2
▲	5 1216951	(000000–) Holder Wldt, Blade, Lh	1
▲	6 1213211	(000000–) Blade, Sqge, Side, Linatex	1
	7 1213093	(000000–) Bracket Wldt, Pivot, Sqge	1
	8 51538	(000000–) Pin, Clevis, 0.50d X 5.00l	1
	9 08236	(000000–) Pin, Cotter, .156 X 1.25	1
▽	9013046	(000000–) Arm Kit, Sqge, Front, Lh, Afmkt	1
▲	10 1213244	(000000–) Arm Wldt, Front, Lh	1
▲	11 1022846	(000000–) Nut, T, M10 X 1.50 X 15.80od X 13.0l	2
▲	12 71607	(000000–) Bushing, Sleeve, 0.63b 0.72d 0.38l	1
▲	13 64425	(000000–) Washer, Thrust, 0.61b 1.25d .06, Fgl	2
▲	14 09291	(000000–) Screw, Hex, M10 X 1.50 X 20, Ss	2
▲	15 01686	(000000–) Washer, Flat, 0.44b 1.00d .08, Ss	2
▲	16 17404	(000000–) Pin, Roll, .250d X 0.75l, .250/.256	1
▲	17 25735	(000000–) Bushing, Flng, 0.63b 0.75d 0.38l	1
▲	18 04846	(000000–) Washer, Thrust, 0.79b 1.42d 0.06[Garlok]	1
▲	19 386088	(000000–) Bolt, Eye, M8 X 1.25 X 070mm, 05.50 Eye	1
▲	20 07786	(000000–) Nut, Hex, Std, M8 X 1.25, Ss	2
▲	21 363469	(000000–) Spring, Extn, 0.75od 0.10wir 03.0l	1
▲	22 10120	(000000–) Clevis, 0.31d X 0.75l	1
	23 386391	(000000–) Bracket, Latch, Dbl Scb, Sqge, Side	1
	24 80491	(000000–) Sleeve, P/M, 0.25b 0.38d 0.2l [430ss]	1
	25 01684	(000000–) Washer, Flat, 0.27b 0.69d .05, Ss	1
	26 15678	(000000–) Screw, Hex, M6 X 1.00 X 16, Ss	1
	27 08712	(000000–) Nut, Hex, Lock, M6 X 1.00, NI, Ss	1
▽	9013047	(000000–) Arm Kit, Sqge, Rear, Lh, Afmkt	1
▲	28 1213243	(000000–) Arm Wldt, Rear, Lh	1
▲	29 71607	(000000–) Bushing, Sleeve, 0.63b 0.72d 0.38l	2
▲	30 1022846	(000000–) Nut, T, M10 X 1.50 X 15.80od X 13.0l	2
▲	31 64425	(000000–) Washer, Thrust, 0.61b 1.25d .06, Fgl	5
▲	32 17404	(000000–) Pin, Roll, .250d X 0.75l, .250/.256	1
▲	33 09291	(000000–) Screw, Hex, M10 X 1.50 X 20, Ss	2
▲	34 01686	(000000–) Washer, Flat, 0.44b 1.00d .08, Ss	2
▲	35 386088	(000000–) Bolt, Eye, M8 X 1.25 X 070mm, 05.50 Eye	1
▲	36 07786	(000000–) Nut, Hex, Std, M8 X 1.25, Ss	2
▲	37 363469	(000000–) Spring, Extn, 0.75od 0.10wir 03.0l	1
▲	38 10120	(000000–) Clevis, 0.31d X 0.75l	1
	39 1065134	(000000–) Latch, Cmpr, Yel Grip	1
	40 16735	(000000–) Screw, Hex, M8 X 1.25 X 16, 8.8	2
	41 08713	(000000–) Nut, Hex, Lock, M8 X 1.25, NI, Ss	2
	42 64425	(000000–) Washer, Thrust, 0.61b 1.25d .06, Fgl	2
	43 1213266	(000000–) Blade, Sqge, Side, Urethane (Option)	1
	43 1213267	(000000–) Blade, Sqge, Side, Rubber (Option)	1
	44 1213228	(000000–) Arm Wldt, Lh	1

Fig. 29 - Hopper and Bumper Group

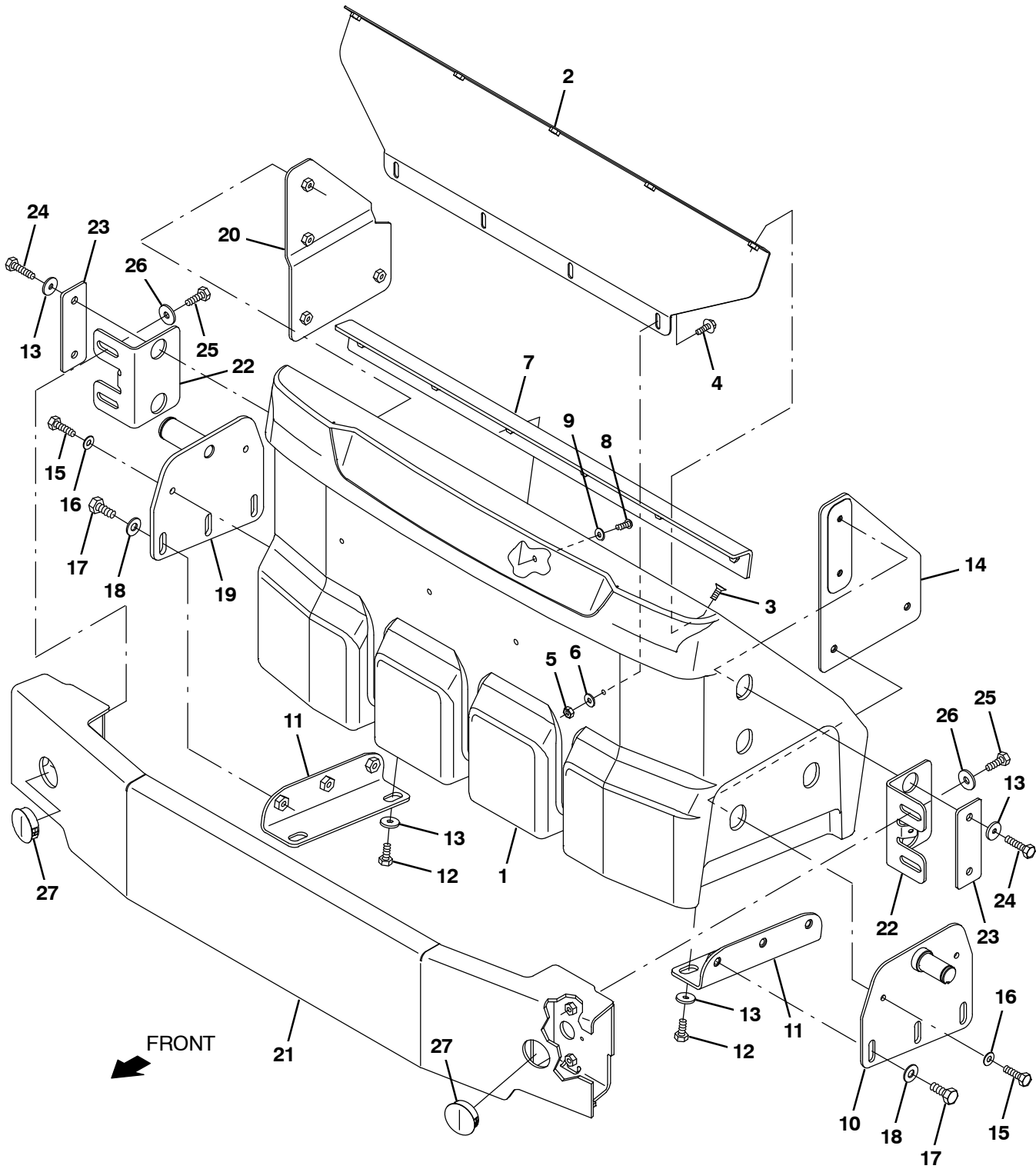


Fig. 29 – Hopper and Bumper Group

Ref.	Part No.	Serial Number	Description	Qty.
1	1214545	(000000-) Hopper, Trimmed	1
2	1216943	(000000-) Bracket Wldt, Hppr	1
3	06415	(000000-) Screw, Flt, Soc, M6 X 1.00 X 25, 10.9	5
4	1036892	(000000-) Screw, Hex, M6 X 1.00 X 25, 9.8, Sems	4
5	08708	(000000-) Nut, Hex, Lock, M6 X 1.00, NI	4
6	32490	(000000-) Washer, Flat, 0.25, Std	4
7	1217821	(000000-) Angle Wldt, Hppr	1
8	763147	(000000-) Screw, Btn, M6 X 1.0 X 20, 10.9, Blk	6
9	01684	(000000-) Washer, Flat, 0.27b 0.69d .05, Ss	6
10	1216858	(000000-) Plate Wldt, Mtg, Hppr, Lh	1
11	1216819	(000000-) Bracket Wldt, Sppt, Hppr	2
12	12273	(000000-) Screw, Hex, M8 X 1.25 X 20, NI, Ss	4
13	1017218	(000000-) Washer, Flat, 0.32b 1.00d .12, Ss	8
14	1216980	(000000-) Bracket Wldt, Sppt, Hppr	1
15	1016399	(000000-) Screw, Hex, M8 X 1.25 X 30, NI, Ss	4
16	140027	(000000-) Washer, Flat, 0.35b 0.75d .04, Ss	4
17	09770	(000000-) Screw, Hex, M10 X 1.50 X 25, NI, Ss	6
18	32492	(000000-) Washer, Flat, 0.38, Std	6
19	1216839	(000000-) Plate Wldt, Mtg, Hppr, Rh	1
20	1216961	(000000-) Bracket Wldt, Sppt, Hppr	1
21	1223184	(000000-) Bumper Wldt, Front	1
22	1223190	(000000-) Bracket, Bmpr, Hppr Mtg	2
23	1221370	(000000-) Plate, Bmpr, Mount	2
24	59658	(000000-) Screw, Hex, M8 X 1.25 X 35, NI, Ss	4
25	12333	(000000-) Screw, Hex, M8 X 1.25 X 25, Ss, NI	4
26	33948	(000000-) Washer, Flat, 0.38, Fendr	4
27	1219157	(000000-) Plug, Hole, Rnd, 1.75h .18-.25, Blk Nyl	2

Fig. 30 – Hopper Cover Group

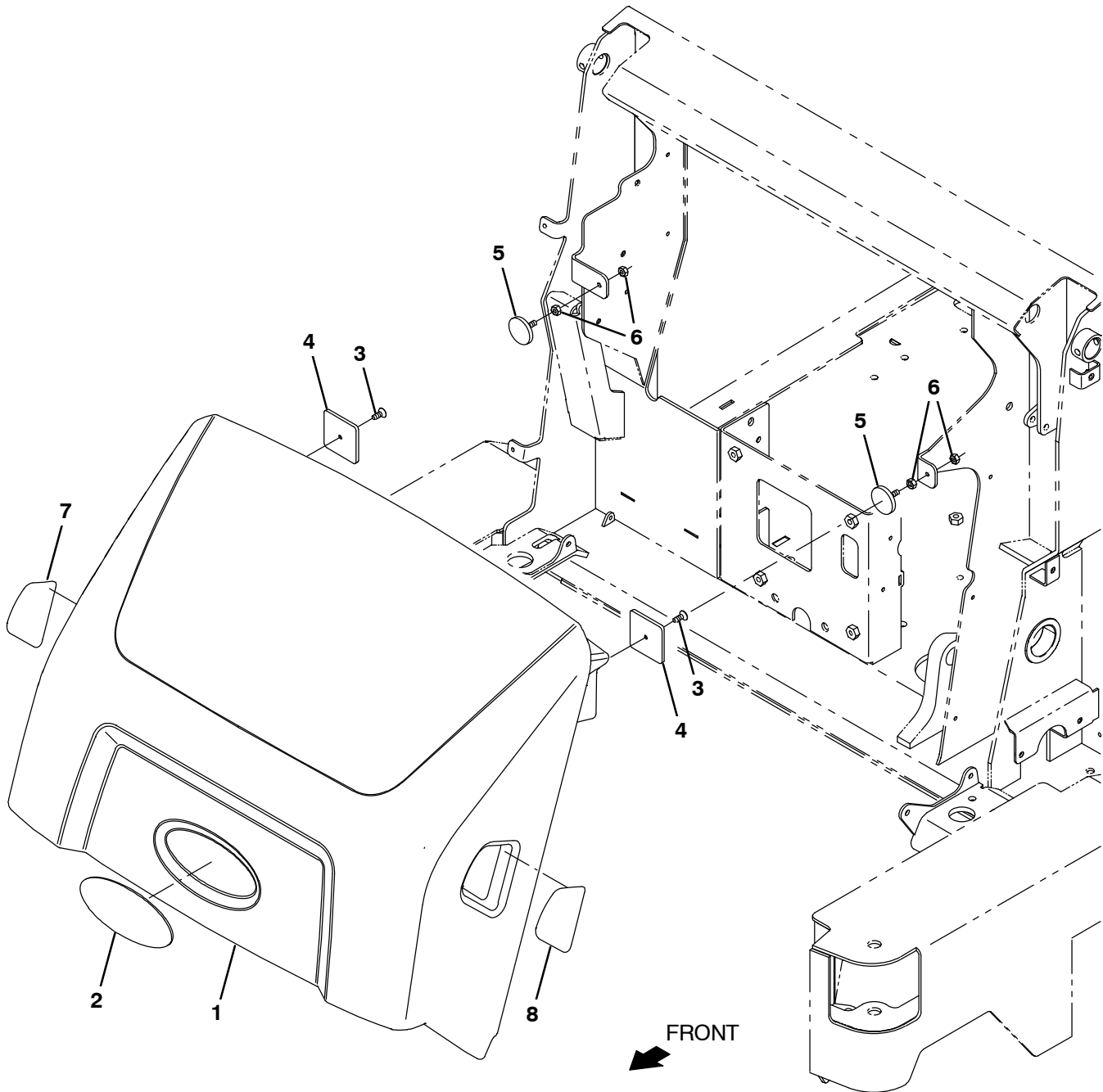


Fig. 30 – Hopper Cover Group

	Ref.	Part No.	Serial Number	Description	Qty.
▽	1	9015015	(000000–) Cover Kit, Hppr, Afmkt [M17]	1
▲	2	1204077	(000000–) Nameplate, Tennant, Domed	1
	3	09062	(000000–) Screw, Flt, Soc, M6 X 1.00 X 16, 10.9	2
	4	1217547	(000000–) Plate, Magnet, Cover, Hppr	2
	5	1202779	(000000–) Magnet, Latch, Brush Door	2
	6	19312	(000000–) Nut, Hex, Std, .25–20	4
	7	1220158	(000000–) Label, Info, Cover, Hppr, Rh	1
	8	1220159	(000000–) Label, Info, Cover, Hppr, Lh	1

Fig. 31 - Hopper Lift Arm Group

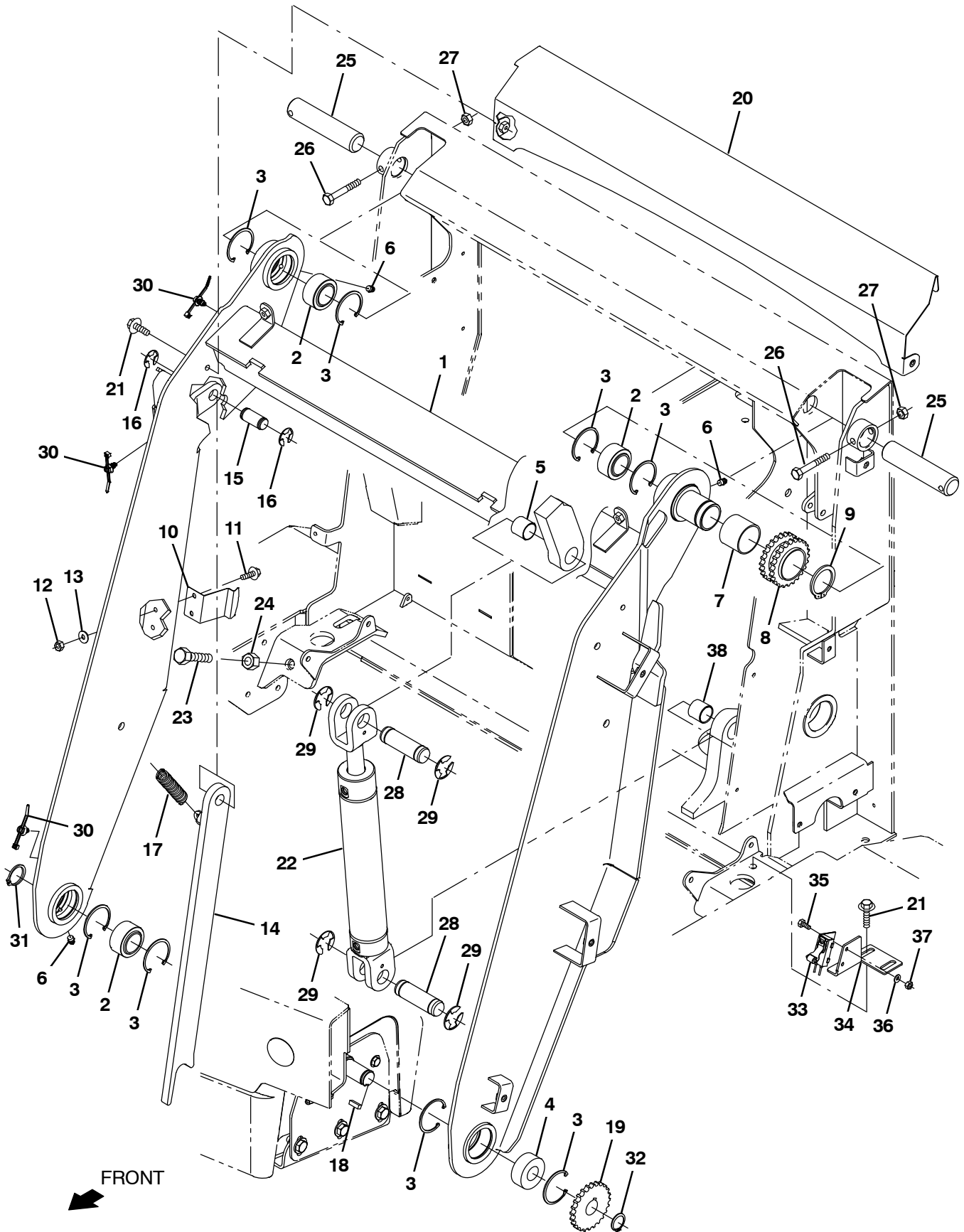


Fig. 31 – Hopper Lift Arm Group

Ref.	Part No.	Serial Number	Description	Qty.
▽		9015019	(000000-) Arm Kit, Lift, Hppr, Afmkt [M17]	1
▲	1	1215689	(000000-) Arm Wldt, Hppr	1
▲	2	42120-1	(000000-) Bearing, Self Align, 1.25b 2.00d	3
▲	3	59542	(000000-) Ring, Retaining, Int, 2.00d	8
▲	4	1217080	(000000-) Bearing, Ball, 1.00b 2.05d .811w 2row	1
▲	5	35529	(000000-) Bushing, Sleeve, 1.00b 1.13d 0.99l, Fgl	1
	6	1228461	(000000-) Fitting, Grease, Str Pm1.125L	3
▽		9015020	(000000-) Sprocket Kit, Hppr, Afmkt [M17]	1
▲	7	386801	(000000-) Bearing, Sleeve, 1.75id	1
▲	8	1217649	(000000-) Sprocket, 18tooth, Dbl	1
	9	87147	(000000-) Ring, Retaining, Ext, 1.75d, Hd	1
	10	1218178	(000000-) Clip, Spring, Prop Arm	1
	11	1036892	(000000-) Screw, Hex, M6 X 1.00 X 25, 9.8, Sems	2
	12	08708	(000000-) Nut, Hex, Lock, M6 X 1.00, NI	2
	13	32490	(000000-) Washer, Flat, 0.25, Std	2
	14	9015014	(000000-) Arm Kit, Prop, Afmkt [M17]	1
	14	9015021	(000000-) Arm Kit, Prop, Tj, Afmkt [M17]	1
	15	1218042	(000000-) Pin, Arm, Prop Rod	1
	16	23788-1	(000000-) Ring, Retaining, Ext, 0.75d	2
	17	1218881	(000000-) Spring, Extn, 0.70od .09wir 3.9l	1
	18	00926	(000000-) Key, Sq, 0.25 X 0.25, 0.75l	1
	19	1217120	(000000-) Sprocket, 40, 18tooth, 1.00b	1
	20	1215693	(000000-) Cover Wldt, Cross Tube	1
	21	1227026	(000000-) Screw, Hex, M8 X 1.25 X 25, 9.8, Sems, Lock	6
	22	1225382	(000000-) Cylinder, Hyd, 2.0b 19.69l 10.00strk	1
	23	06416	(000000-) Screw, Hex, M12 X 1.75 X 50, Fl	2
	24	763065	(000000-) Nut, Hex, Jam, M12 X 1.75, [Din439]	2
	25	1218038	(000000-) Pin, 1.25d 5.5l	2
	26	06957	(000000-) Screw, Hex, M8 X 1.25 X 60, 8.8	2
	27	08709	(000000-) Nut, Hex, Lock, M8 X 1.25, NI	2
	28	1218041	(000000-) Pin, Clevis, Grvd, 1.00d X 3.31l	2
	29	23788	(000000-) Ring, Retaining, Ext, 0.98d, [E-Ring]	4
	30	1210807	(000000-) Wire, Tie [W/.25" Fir Tree Clip]	3
	31	13766	(000000-) Ring, Retaining, Ext, 0.98d, Basic	1
	32	58359	(000000-) Retainer, Ring	1
	33	59965	(000000-) Switch, Snap, 15a No, Rlr	1
	34	1220927	(000000-) Bracket, Mtg, Switch	1
	35	09738	(000000-) Screw, Hex, M5 X 0.80 X 12, Ss	2
	36	01683	(000000-) Washer, Flat, 10, Ss	2
	37	09739	(000000-) Nut, Hex, Lock, M5 X 0.80, NI, Ss	2
	38	35529	(000000-) Bushing, Sleeve, 1.00b 1.13d 0.99l, Fgl	1

Fig. 32 - Hopper Chain Roller and Cover Group

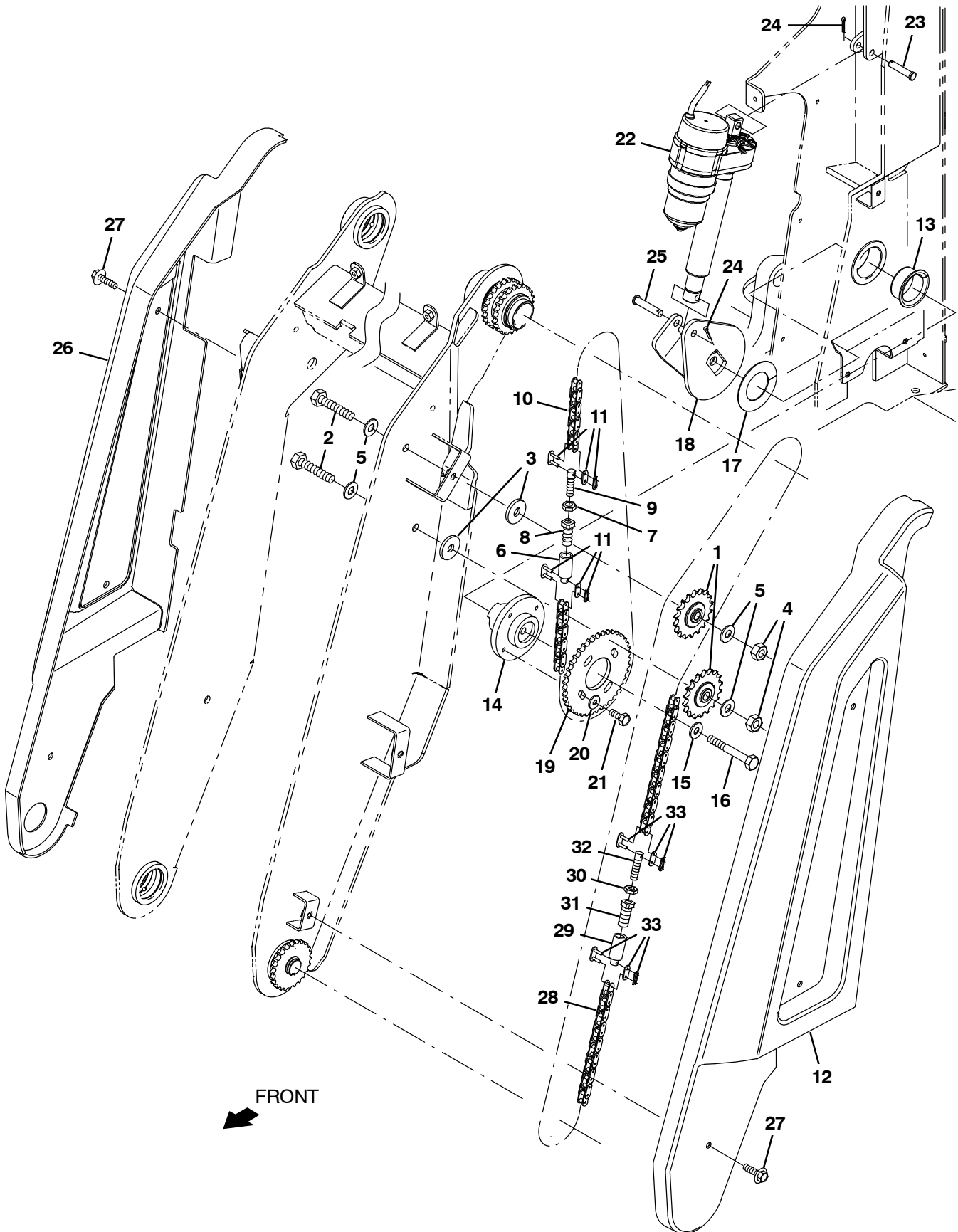


Fig. 32 – Hopper Chain Roller and Cover Group

Ref.	Part No.	Serial Number	Description	Qty.	
1	386539	(000000–) Sprocket, 40, 18tooth, 0.50b	2	
2	06971	(000000–) Screw, Hex, M12 X 1.75 X 50, 8.8	2	
3	35843	(000000–) Washer, Flat, 0.53b 1.50d .19, Stl	2	
4	08711	(000000–) Nut, Hex, Lock, M12 X 1.75, NI	2	
5	32486	(000000–) Washer Flat,0.50,Sae	4	
▽	9015076	(000000–) Chain Kit, 40 X 104 Pitches, Afmkt [M17]	1	
▲	6	386998	(000000–) Ear	1
▲	7	32716	(000000–) Nut, Hex, Jam, M10 X 1.5, Ss	1
▲	8	386997	(000000–) Housing	1
▲	9	386999	(000000–) Pivot	1
▲	10	1216775	(000000–) Chain, Rlr, 40 X 104 Pitches [M17]	1
▲	11	07112	(000000–) Link, Chain, Rlr, 40	2
	12	1216473	(000000–) Cover, Arm, Lift, Rh, Trimmed	1
	13	1217922	(000000–) Bushing, Flng, 1.75b 1.94d 1.00l	1
	14	1216576	(000000–) Hub, Sprocket, 1.6b 3.5d 2.0l	1
	15	32492	(000000–) Washer, Flat, 0.38, Std	1
	16	1228337	(000000–) Screw, Hex, M10 X 1.50 X 90, 10.9, Fl	1
	17	1059969	(000000–) Washer, Thrust, 1.81b 2.93d .06w, Plstc	1
	18	1217072	(000000–) Arm Wldt, Hppr Roll	1
	19	1216577	(000000–) Sprocket, #40, 32tooth	1
	20	41186	(000000–) Washer, Flat, Belleville, .31	4
	21	12273	(000000–) Screw, Hex, M8 X 1.25 X 20, NI, Ss	4
	22	1215747	(000000–) Actuator, 36vdc, 06.0 Strk, 0700 Lbs	1
	23	17461	(000000–) Pin, Clevis, 0.37d X 1.75l	1
	24	08346	(000000–) Pin, Cotter, .125 X 0.75	2
	25	1225631	(000000–) Pin, Clevis, 10mmd X , Pl	1
	26	1216488	(000000–) Cover, Arm, Lift, Lh, Trimmed	1
	27	1037346	(000000–) Screw, Hex, M8 X 1.25 X 25, 9.8, Sems	6
▽	9015077	(000000–) Chain Kit, 40 X 181 Pitches, Afmkt [M17]	1	
▲	28	1216690	(000000–) Chain, Rlr, 40 X 181 Pitches [M17]	1
▲	29	386998	(000000–) Ear	1
▲	30	32716	(000000–) Nut, Hex, Jam, M10 X 1.5, Ss	1
▲	31	386997	(000000–) Housing	1
▲	32	386999	(000000–) Pivot	1
▲	33	07112	(000000–) Link, Chain, Rlr, 40	2

Fig. 33 – Hopper Hydraulic Lift Pump Group

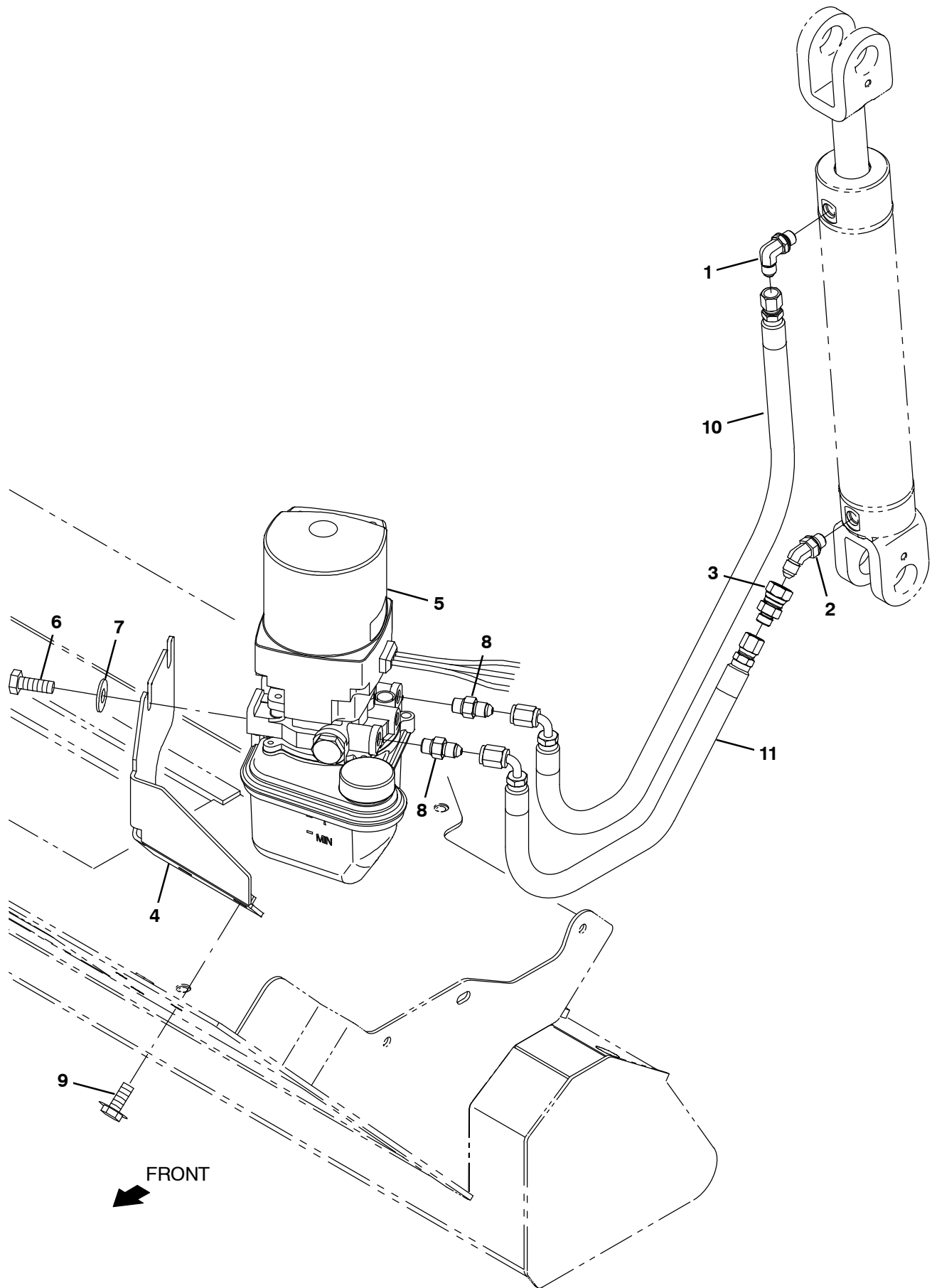


Fig. 33 – Hopper Hydraulic Lift Pump Group

Ref.	Part No.	Serial Number	Description	Qty.
1	762427	(000000–) Fitting, Hyd, E90, Fm04/Om04	1
2	79874	(000000–) Fitting, Hyd, E45, Fm04/Om04	1
3	1067059	(000000–) Fitting, Hyd, Rst, Fm04/Of04, .047	1
4	1220800	(000000–) Bracket Wldt, Mtg, Pump	1
5	9015013	(000000–) Pump Kit, Hyd, Cyl, Na/Ce, Afmkt [M17]	1
5	9015066	(000000–) Pump Kit, Hyd, Cyl, Tj, Afmkt [M17]	1
6	06961	(000000–) Screw, Hex, M10 X 1.5	2
7	32492	(000000–) Washer, Flat, 0.38, Std	2
8	762428	(000000–) Fitting, Hyd, Str, Fm04/Om04	2
9	1037346	(000000–) Screw, Hex, M8 X 1.25 X 25, 9.8, Sems	2
10	767255	(000000–) Hose, Hyd, Tc04, Ff04e90/Ff04str, 034.5	1
11	771048	(000000–) Hose, Hyd, Tc04, Ff04e90/Ff04str, 019.0	1

Fig. 34 – Hopper Vacuum Fan Group

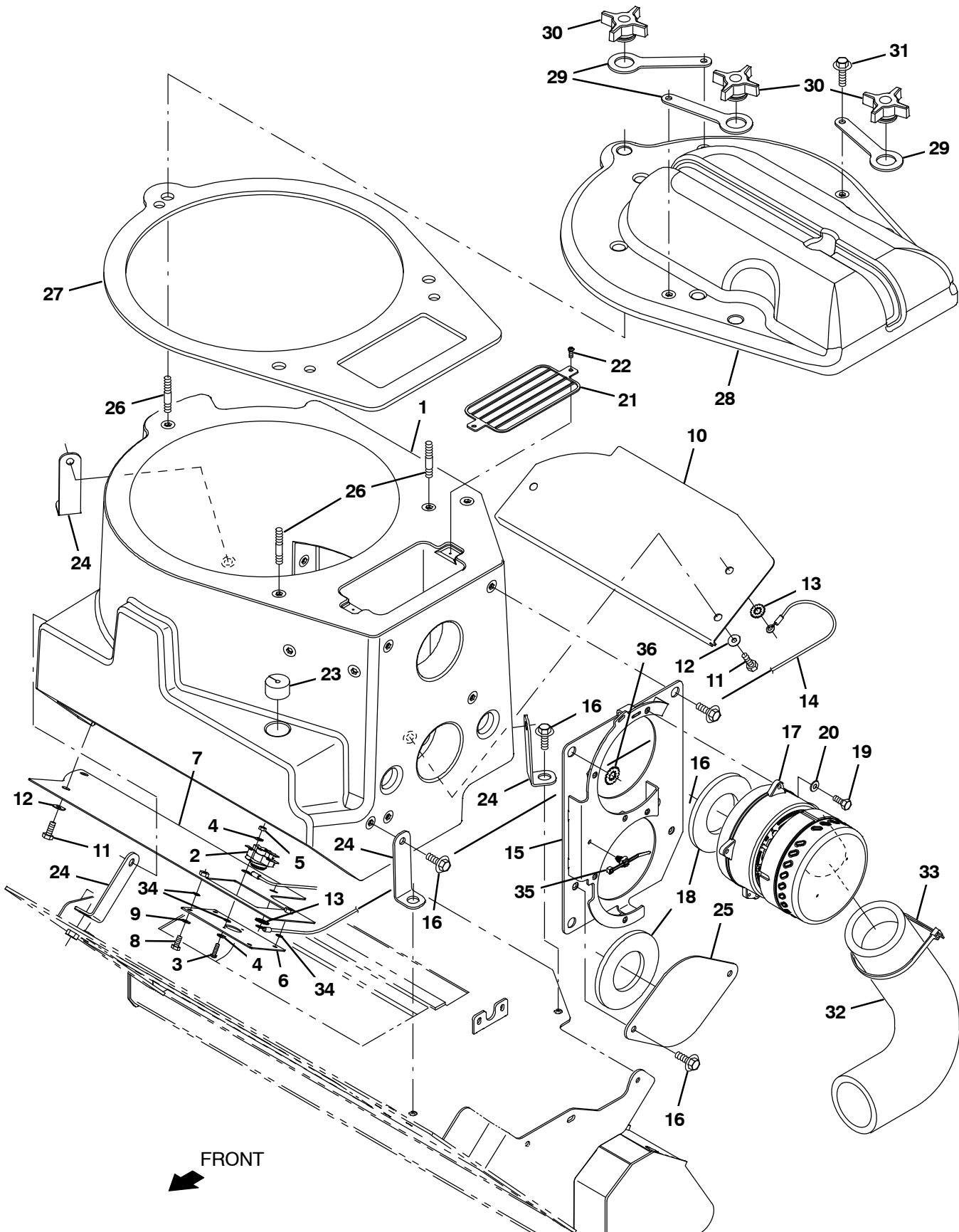


Fig. 34 – Hopper Vacuum Fan Group

Ref.	Part No.	Serial Number	Description	Qty.
	1	1216827	(000000–) Filterbox, Hg, Trimmed	1
▽	9015064	(000000–)	Switch Kit, Thermal, Afmkt [M17]	1
▲	2	367679	(000000–) Switch, Thermal, 160deg, Spdt	1
▲	3	06927	(000000–) Screw, Pan, Phl, M4 X 0.70 X 16, 4.8	2
▲	4	19065	(000000–) Washer, Flat, 0.19b 0.44d .05, Pl, 08	3
▲	5	02850	(000000–) Nut, Hex, Lock, M4 X 0.70, NI	2
	6	1223524	(000000–) Plate, Mtg, Switch	1
	7	1223519	(000000–) Panel, Deflector, Filterbox	1
	8	09738	(000000–) Screw, Hex, M5 X 0.80 X 12, Ss	2
	9	01683	(000000–) Washer, Flat, 10, Ss	2
	10	1223496	(000000–) Panel, Filterbox	1
	11	11329	(000000–) Screw, Hex, M6 X 1.00 X 16, NI, Ss	6
	12	01684	(000000–) Washer, Flat, 0.27b 0.69d .05, Ss	6
	13	41140	(000000–) Washer, Lock, Int–Ext, 0.25	2
	14	1075086	(000000–) Wire, 10ga, 15.0l, Grn [M6 Ring, M6 Ring]	1
	15	1216550	(000000–) Channel Wldt, Mtg, Fan	1
	16	1020341	(000000–) Screw, Hex, M8 X 1.25 X 20, Ss, Sems	14
	17	1218331	(000000–) Fan, Vacuum, 5.7D, 036Vdc, 1 Stage	1
	18	1216637	(000000–) Seal, Rbr, Clsd, 0.31, 4.5d 02.4h	2
	19	12277	(000000–) Screw, Hex, M6 X 1.00 X 20, NI, Ss	3
	20	32483	(000000–) Washer, Flat, 0.25, Sae	3
	21	1218371	(000000–) Plate, Guard, Fan	1
	22	49162	(000000–) Screw, Pan, Phl, 08–16 X 0.50, F/ Plstc	2
	23	1049982	(000000–) Seal, Foam	1
	24	1223002	(000000–) Angle, Mtg, Filterbox	4
	25	1216625	(000000–) Plate, Seal, Fan	1
	26	1226312	(000000–) Stud, M8 X 1.25 50 Lg	3
	27	1217002	(000000–) Gasket, Cover, Fltr	1
	28	1216918	(000000–) Cover, Fltr, W/ Insert, Rm–Cphg	3
▽	9015057	(000000–)	Latch Kit, Filterbox, Afmkt [M17]	1
▲	29	1048353	(000000–) Strap, Rbr	3
▲	30	1218322	(000000–) Knob, Star, 2.75d 4ear, M8x1.25 Fem	3
▲	31	1037346	(000000–) Screw, Hex, M8 X 1.25 X 25, 9.8, Sems	3
	32	763116	(000000–) Tie, Cable, Nyl, 15.3l . W 4.5 Max D	1
	33	1218173	(000000–) Muffler, Vacfan, 2.50 Id X 25.0 Oal	1
	34	07514	(000000–) Washer, Lock, Int, 10, Ss	3
	35	1210807	(000000–) Wire, Tie [W/.25" Fir Tree Clip]	1
	36	41141	(000000–) Washer, Lock, Int–Ext, 0.31	1

Fig. 35 – Hopper Filter Shaker Group

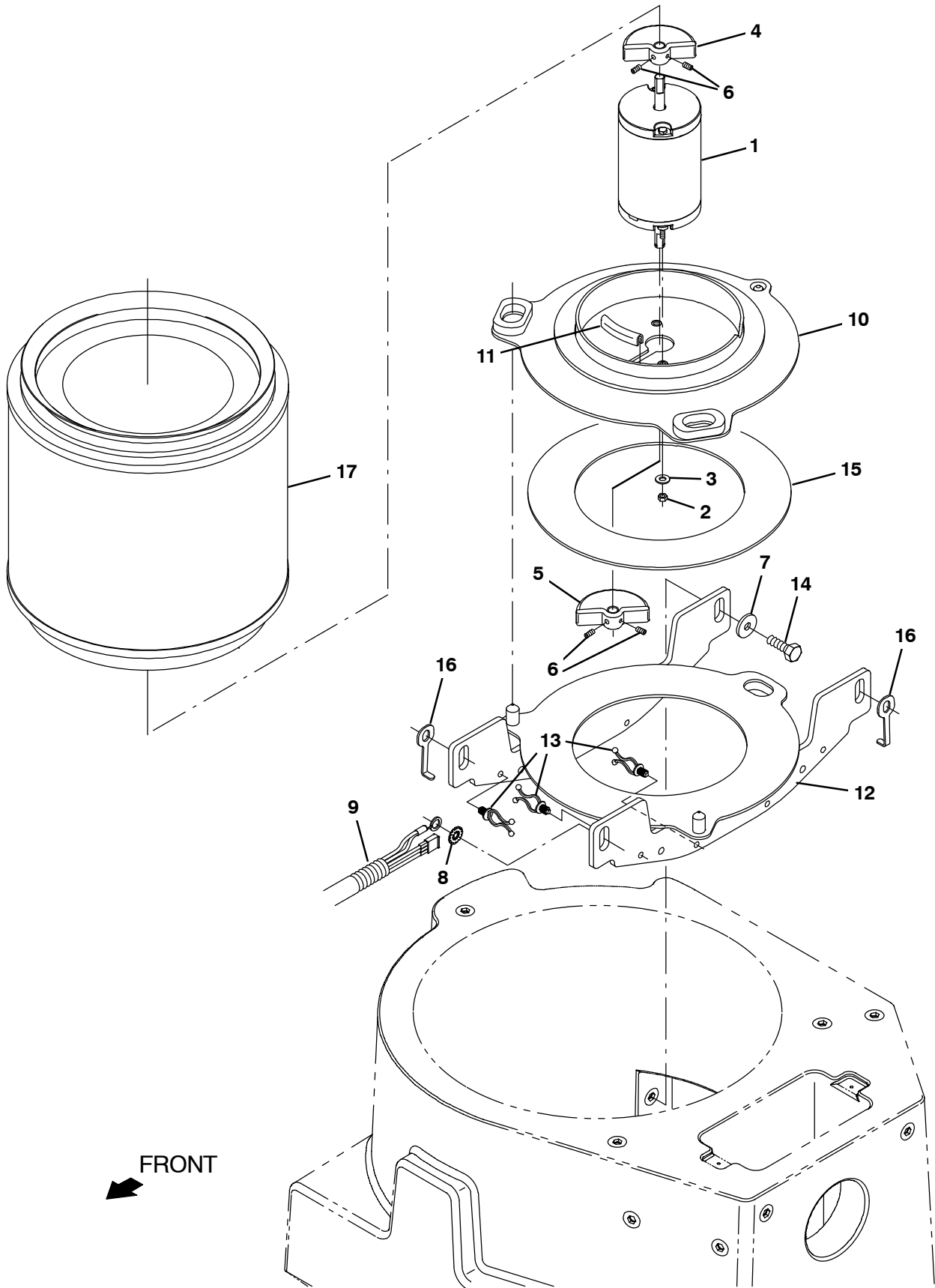


Fig. 35 – Hopper Filter Shaker Group

	Ref.	Part No.	Serial Number	Description	Qty.
▽		9015065	(000000–) Motor Kit, Ele, Shaker, Afrmkt [M17]	1
▲	1	1047349	(000000–) Motor, Ele, 36vdc 22017rpm 0.11hp 03.3a	1
▲	2	86618	(000000–) Nut, Hex, Lock, #10–32, NI	2
▲	3	19066	(000000–) Washer, Flat, 0.25b 0.56d .05, PI, 10	2
▲	4	1053291	(000000–) Weight, Eccentric, Pntd	1
▲	5	1053321	(000000–) Weight, Eccentric, Pntd	1
▲	6	39322	(000000–) Screw, Set, Soc, 10–24 X 0.38, AI	4
	7	1017218	(000000–) Washer, Flat, 0.32b 1.00d .12, Ss	4
	8	41141	(000000–) Washer, Lock, Int–Ext, 0.31	1
	9	1074603	(000000–) Harness, Ele [Shaker, M17]	1
	10	1044352	(000000–) Bracket Wldt, Fltr	1
	11	50850	(000000–) Molding, Trim, Pvc, .08–.11 03.2l	1
	12	1216500	(000000–) Bracket Wldt, Shagr, Fltr	1
	13	30406	(000000–) Clip, Keeper	3
	14	12333	(000000–) Screw, Hex, M8 X 1.25 X 25, Ss, NI	4
	15	1044351	(000000–) Spacer, Fltr	1
	16	1224155	(000000–) Shim, Shaker, Fltr	2
	17	1215171	(000000–) Filter, Cyl, 11.09D, 09.36L. 6.73ID	1
	17	1218400	(000000–) Filter, cyl, Synthetic, 11.09D, 09.36L. 6.73ID	1

Fig. 36 – Hopper Pre-Filter and Dump Door Group

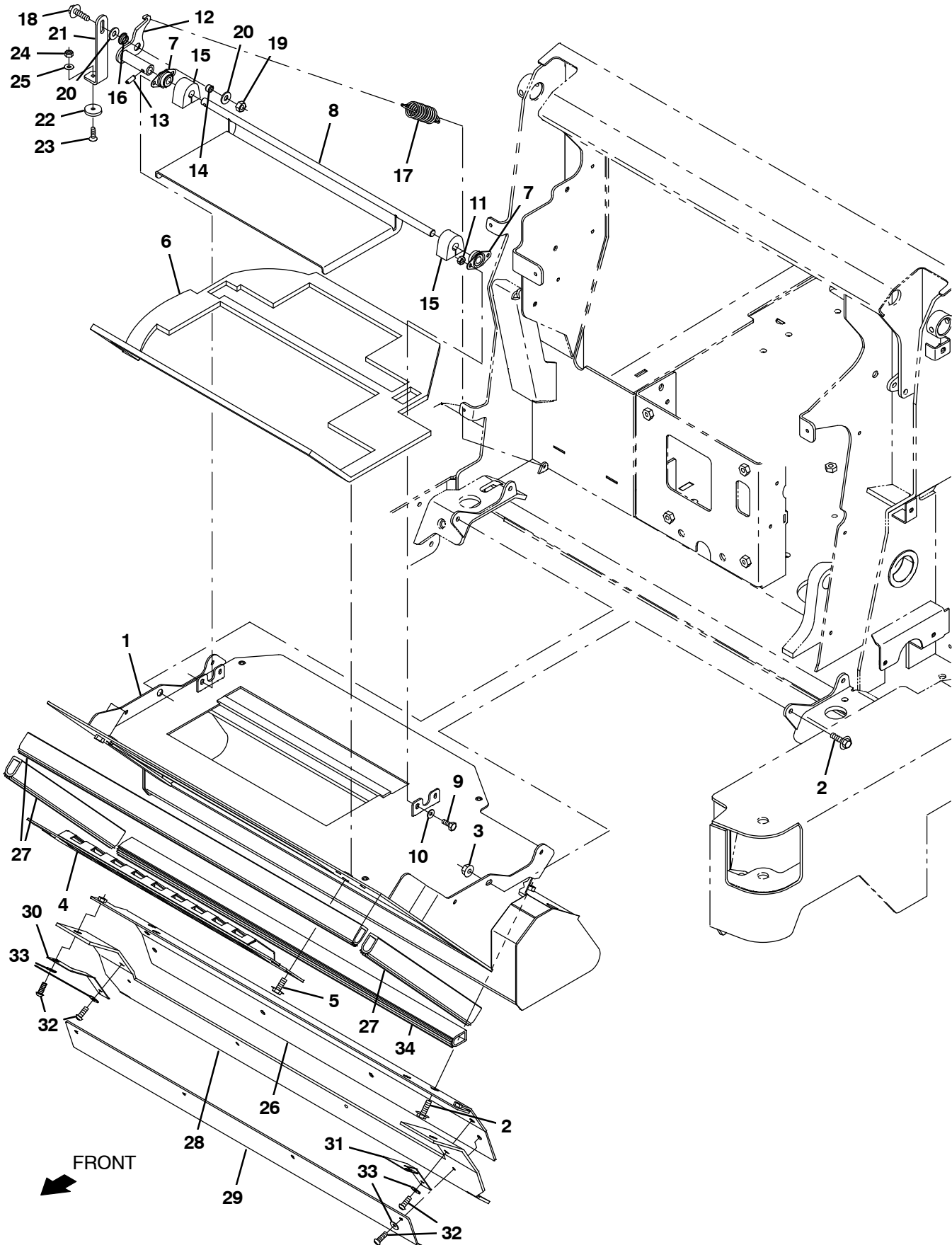


Fig. 36 – Hopper Pre-Filter and Dump Door Group

Ref.	Part No.	Serial Number	Description	Qty.
1	1223784	(000000-) Frame Wldt, Sppt, Filterbox	1
2	1037346	(000000-) Screw, Hex, M8 X 1.25 X 25, 9.8, Sems	8
3	07791	(000000-) Nut, Hex, Flng, M8 X 1.25	4
4	1216822	(000000-) Panel Wldt, Perma-Filter	1
5	1020341	(000000-) Screw, Hex, M8 X 1.25 X 20, Ss, Sems	2
6	1217010	(000000-) Gasket, Filterbox	1
7	47585	(000000-) Bearing, Flng, 2hole, 0.50b [Nyl]	2
8	1222112	(000000-) Door Wldt, Debris	1
9	15678	(000000-) Screw, Hex, M6 X 1.00 X 16, Ss	4
10	32483	(000000-) Washer, Flat, 0.25, Sae	4
11	08708	(000000-) Nut, Hex, Lock, M6 X 1.00, NI	4
12	1223270	(000000-) Shaft Wldt, Door, Debris, Arm	1
13	17404	(000000-) Pin, Roll, .250d X 0.75l, .250/.256	1
14	222516	(000000-) Sleeve, P/M, 0.32b 0.50d 0.3l [430ss]	1
15	1223586	(000000-) Seal, Shaft, Door, Dump	2
16	1054662	(000000-) Bushing, Flng, 0.50b 0.59d 0.25l	1
17	1223281	(000000-) Spring, Extn, 1.13od 0.11wir 04.0l	1
18	1037355	(000000-) Screw, Hex, M8 X 1.25 X 35, 9.8, Sems	1
19	08709	(000000-) Nut, Hex, Lock, M8 X 1.25, NI	1
20	32491	(000000-) Washer, Flat, 0.31, Std	2
21	1223271	(000000-) Bracket, Lever, Door Debris	1
22	1223086	(000000-) Spacer, Plstc, 0.26b 1.18d 0.20l, Nyl	1
23	16879	(000000-) Screw, Flt, Soc, M6 X 1.00 X 20, 10.9	1
24	08712	(000000-) Nut, Hex, Lock, M6 X 1.00, NI, Ss	1
25	01684	(000000-) Washer, Flat, 0.27b 0.69d .05, Ss	1
26	1222532	(000000-) Channel Wldt, Debris	1
27	9015023	(000000-) Seal Kit, Hppr, Afrmkt [M17]	1
28	1222527	(000000-) Seal, Diverter, Rear	1
29	1222534	(000000-) Retainer, Bracket	1
30	1222528	(000000-) Retainer, Blade, Rh	1
31	1222529	(000000-) Retainer, Blade, Lh	1
32	763147	(000000-) Screw, Btn, M6 X 1.0 X 20, 10.9, Blk	8
33	01684	(000000-) Washer, Flat, 0.27b 0.69d .05, Ss	8
34	1226827	(000000-) Seal, Bulb, Str, 1.51h .88w Adh, 32.6l	1

Fig. 37 – Solution Tank Group

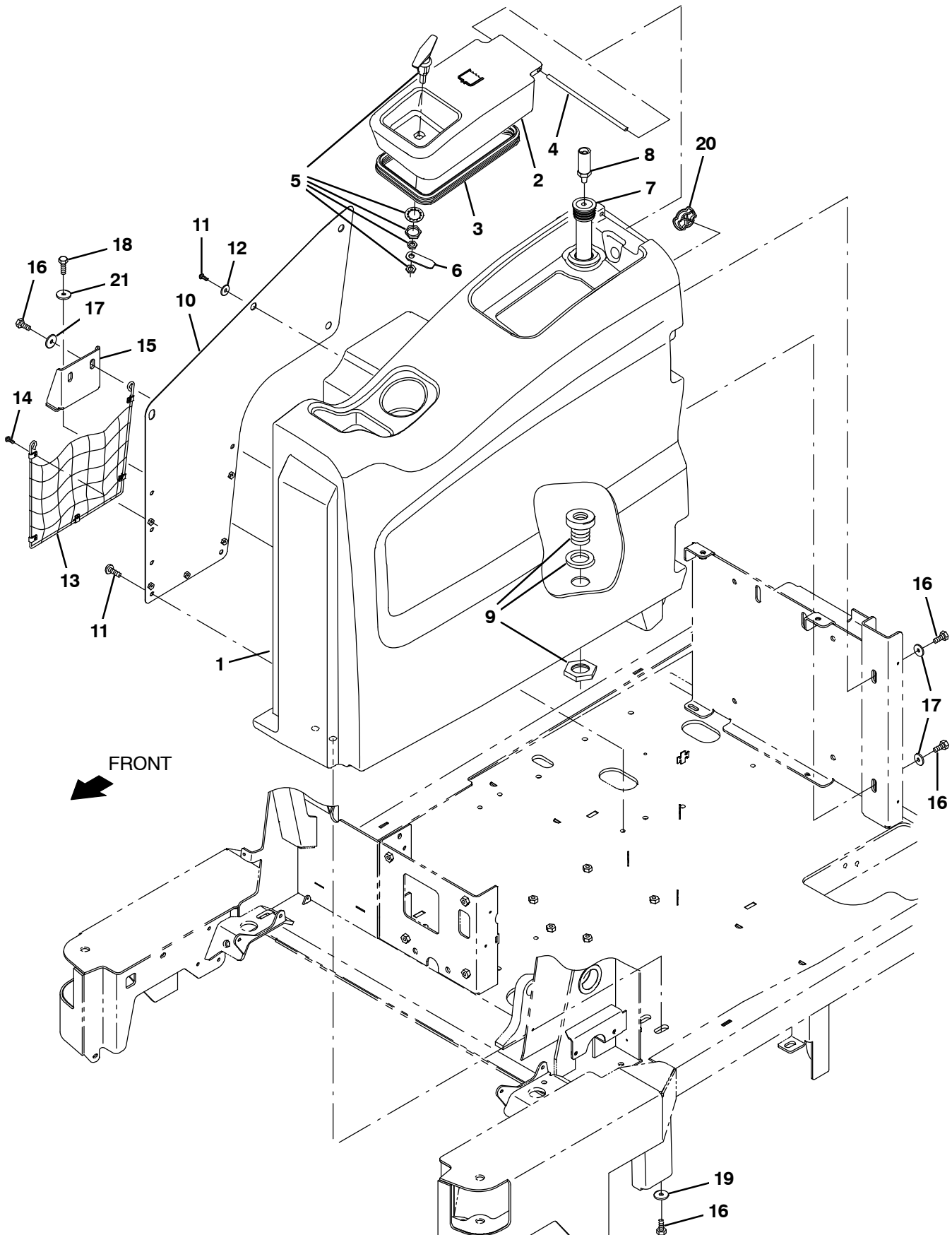


Fig. 37 – Solution Tank Group

Ref.	Part No.	Serial Number	Description	Qty.
1	9015018	(000000–) Tank Kit, Sol, Afmkt [M17]	1
2	9015016	(000000–) Cover Kit, Tank, Sol, Afmkt [M17]	1
2	9015043	(000000–) Cover Kit, Tank, Sol, Tj, Afmkt [M17]	1
3	1066431	(000000–) Seal, Afmkt, Bulb, Dual, 03ft [F/.30gap]	1
4	1060673	(000000–) Bar, Rnd, Plstc, 0.31d 08.5l	1
5	386324	(000000–) Handle	1
6	1206948	(000000–) Bracket, Pawl, Handle	1
7	1212298	(000000–) Tube Assy, 34.2l	1
8	1062651	(000000–) Sensor, Press, 3 Psi, 8–30vdc	1
9	377349	(000000–) Fitting, Plstc, Pf12/Pf12, Bh	1
10	1218085	(000000–) Plate, Mtg, Mesh	1
11	1069311	(000000–) Screw, Pan, Phl, M8 X 1.25 X 16, Blk	8
12	1069326	(000000–) Washer, Flat, 0.31, Fender, Blk	4
13	1207272	(000000–) Mesh Assy, Cloth [T17]	1
14	1045487	(000000–) Screw, Pan, Phl, M5 X 0.80 X 16, Blk	5
15	1218383	(000000–) Bracket, Mtg, Tank, Soltn, Rh	1
16	12273	(000000–) Screw, Hex, M8 X 1.25 X 20, NI, Ss	6
17	1017218	(000000–) Washer, Flat, 0.32b 1.00d .12, Ss	4
18	09011	(000000–) Screw, Hex, M8 X 1.25 X 30, Ss	2
19	1016331	(000000–) Washer, Flat, 0.34b 1.25d .11, Ss	2
20	390994	(000000–) Plug, Hole, Soltn Tank, Blk Pyu	1
21	46983	(000000–) Washer, Flat, 0.39b 1.38d .19, Stl, Pl	2

Fig. 38 – Solution Supply Group

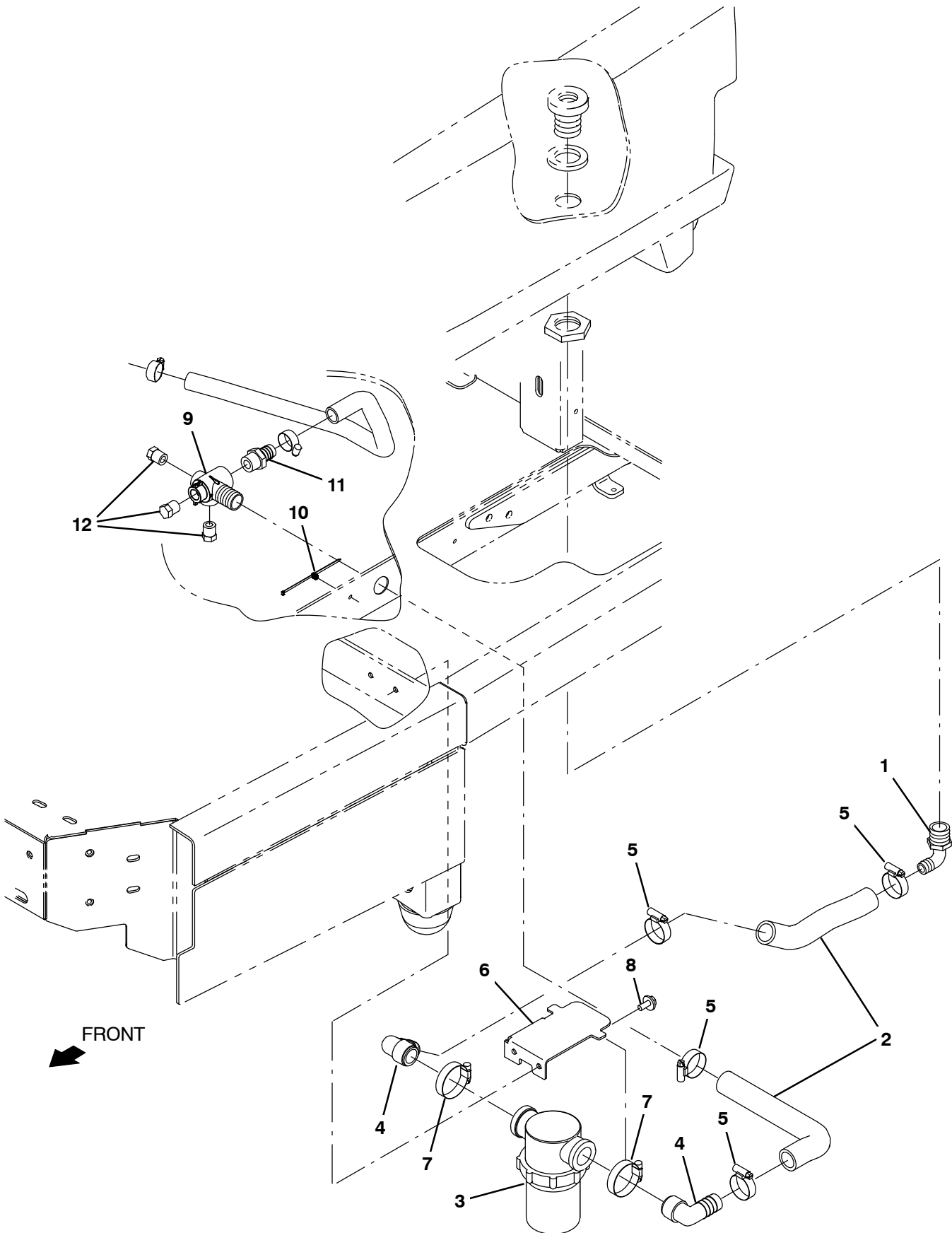


Fig. 38 – Solution Supply Group

Ref.	Part No.	Serial Number	Description	Qty.
1	18595	(000000–) Fitting, Plstc, E90, Bm16/Pm12	1
2	1214093	(000000–) Hose, Afmkt, Pvc, Wir, 1.00ld, 01Ft, Clr	1
3	1205428	(000000–) Filter, Screen, 080 Mesh, In-Line	1
4	1212887	(000000–) Fitting, Plstc, E90, Bm16/Pm16	2
5	11399	(000000–) Clamp, Hose, Wormdrive, 0.81–1.50d, .50w	4
6	1207518	(000000–) Bracket, Mtg, Filter Hsg	1
7	11531	(000000–) Clamp, Hose, Wormdrive, 1.06–2.00d, .56w	2
8	1020341	(000000–) Screw, Hex, M8 X 1.25 X 20, Ss, Sems	2
9	1208486	(000000–) Manifold, Solution Delivery, Main	1
10	1221161	(000000–) Tie, Cable, Nyl, Push Mount, 76mm Max D	1
11	79273–2	(000000–) Fitting, Plstc, Str, Bm12/Pm12	1
12	630146	(000000–) Fitting, Plug, Pm06, Hdpe	3

Fig. 39 - Recovery Tank Group

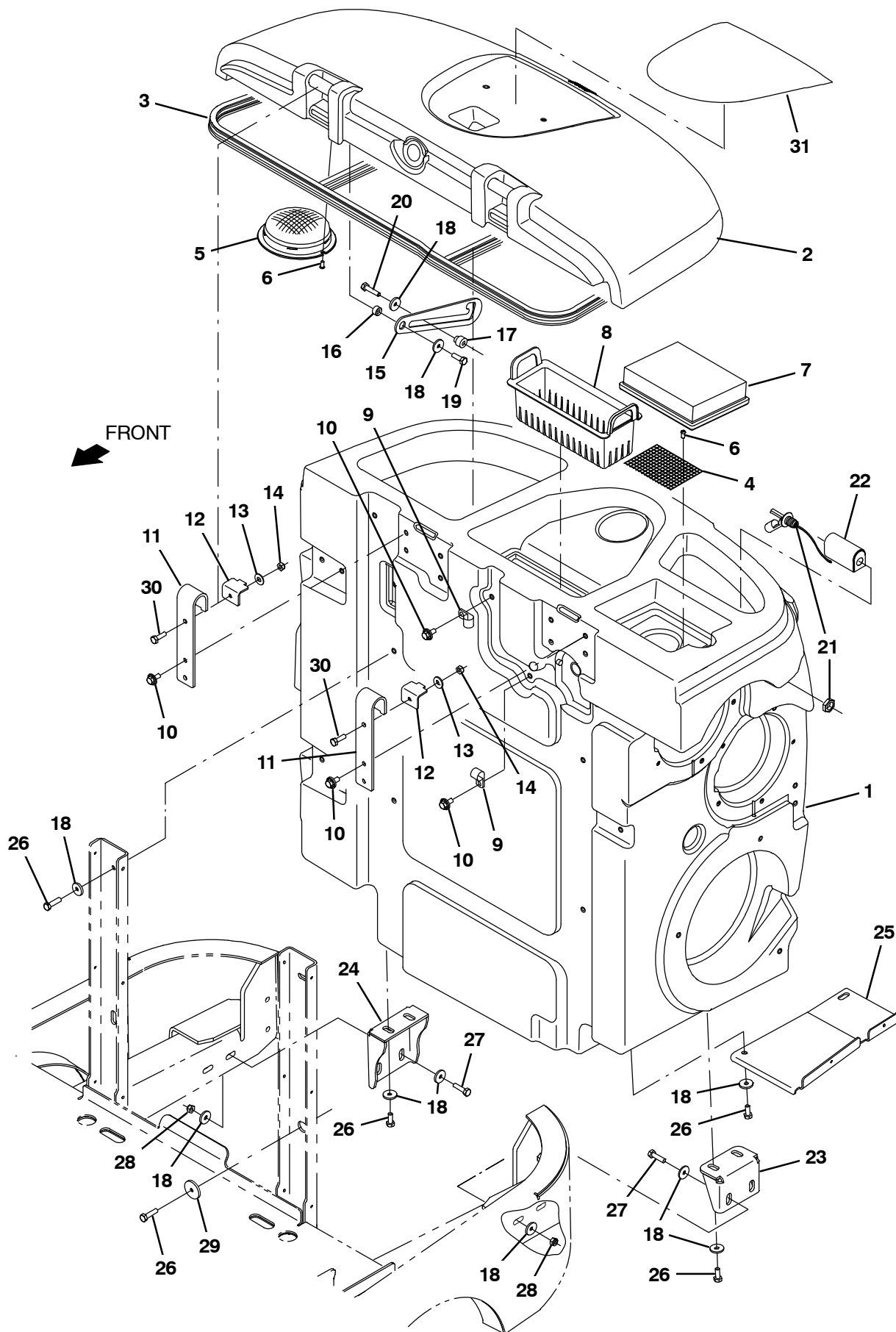


Fig. 39 – Recovery Tank Group

Ref.	Part No.	Serial Number	Description	Qty.
1	9020211	(000000–) Tank, Rec, Afmkt [T17]	1
2	9020212	(000000–) Cover Assy, Rec Tank, Afmkt [T17]	1
2	9020286	(000000–) Cover Assy, Rec Tank, Tj Afmkt [T17] (Japan Only)	1
3	1066434	(000000–) Seal, Afmkt, Bulb, Dual, 12Ft [F/.30Gap]	1
4	1207887	(000000–) Screen, Safety, Vac Fan	1
5	1026014	(000000–) Screen, Vacuum	1
6	382320	(000000–) Screw, Pan, Phl, 12–16 X 0.50, F/ Plstc	4
7	1037822	(000000–) Filter, Panl, Dust, 2.0 X 06.1 X 07.6	1
8	1206119	(000000–) Tray, Debris, Tank	1
9	82829	(000000–) Clamp, Cable, Stl, 0.63d X 0.75w, 1hole	4
10	1020341	(000000–) Screw, Hex, M8 X 1.25 X 20, Ss, Sems	8
11	1206961	(000000–) Bracket, Mtg, Cover, Recvy Tank	2
12	1207130	(000000–) Bracket, Retain, Hinge, Cover	2
13	01685	(000000–) Washer, Flat, 0.38B 0.88D .08, Ss	2
14	08713	(000000–) Nut, Hex, lock, m8 X 1.25, ml, Ss	2
15	1057214	(000000–) Plate, Arm, Prop	1
16	360460	(000000–) Sleeve, P/M, 0.34b 0.63d 0.4l, Ss / Oil	1
17	230735	(000000–) Sleeve, P/M, Flng, 0.33b 0.75/0.50d 0.8l	1
18	1017218	(000000–) Washer, Flat, 0.32b 1.00d .12, Ss	19
19	12333	(000000–) Screw, Hex, M8 X 1.25 X 25, Ss, NI	1
20	59658	(000000–) Screw, Hex, M8 X 1.25 X 35, NI, Ss	1
21	385685	(000000–) Sensor, Level, Liq, 14vdc 01a .62–11	1
22	1019285	(000000–) Bracket, Protector, Float Switch	1
23	1205049	(000000–) Bracket, Mtg, Tank, Recvy, Lh	1
24	1205797	(000000–) Bracket, Mtg, Tank, Recvy, Rh	1
25	1207209	(000000–) Bracket, Sppt, Hose, Drain	1
26	12273	(000000–) Screw, Hex, M8 X 1.25 X 20, NI, Ss	10
27	09011	(000000–) Screw, Hex, M8 X 1.25 X 30, Ss	4
28	08713	(000000–) Nut, Hex, Lock, M8 X 1.25, NI, Ss	4
29	379829	(000000–) Washer, Flat, 0.34b 1.50d .12, Stl, PI	1
30	09010	(000000–) Screw, Hex, M8 X 1.25 X 25, Ss	2
31	1213110	(000000–) Label, Hole, Cover, Recvy Tank	1

Fig. 40 - Tank Drains Group

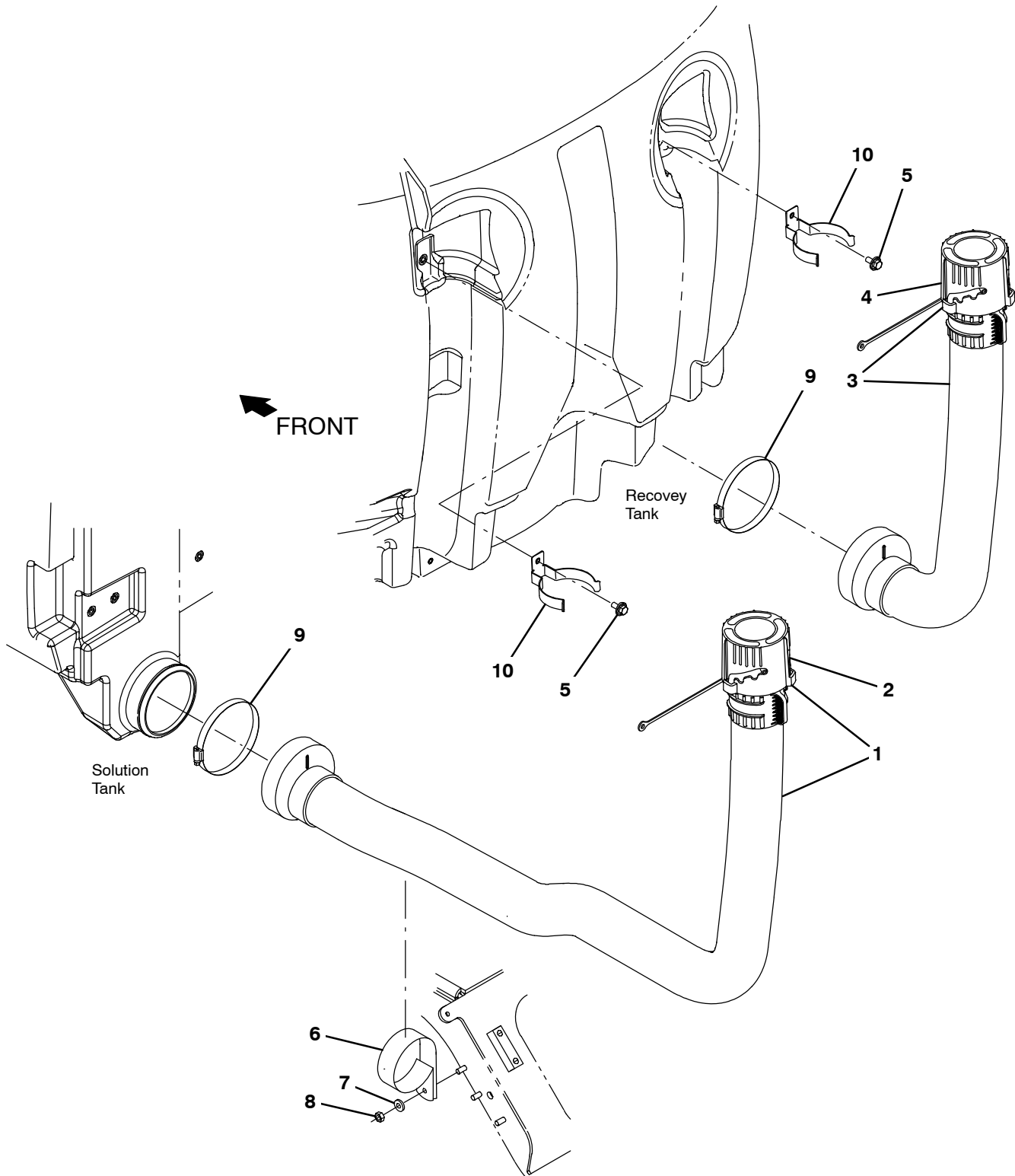


Fig. 40 – Tank Drains Group

	Ref.	Part No.	Serial Number	Description	Qty.
▽	1	1206099	(000000–) Hose Assy, Drain, 3.0 Id 64 L	1
▲	2	1214337	(000000–) Cuff Assy, Outer, Drain Hose	1
▽	3	1206370	(000000–) Hose Assy, Drain, 3.0 Id 35 L	1
▲	4	1214337	(000000–) Cuff Assy, Outer, Drain Hose	1
	5	1020341	(000000–) Screw, Hex, M8 X 1.25 X 20, Ss, Sems	2
	6	1207562	(000000–) Clamp, Cable, Stl, 3.25d X 1.00w, 1hole	1
	7	01685	(000000–) Washer, Flat, 0.38b 0.88d .08, Ss	1
	8	08713	(000000–) Nut, Hex, Lock, M8 X 1.25, NI, Ss	1
	9	1201434	(000000–) Clamp, Hose, Wormdrive, 4.63–5.50, 0.5w	2
	10	1209684	(000000–) Bracket, Mtg, Hose	2

Fig. 41 - Vacuum Fans and Rear Side Door Group

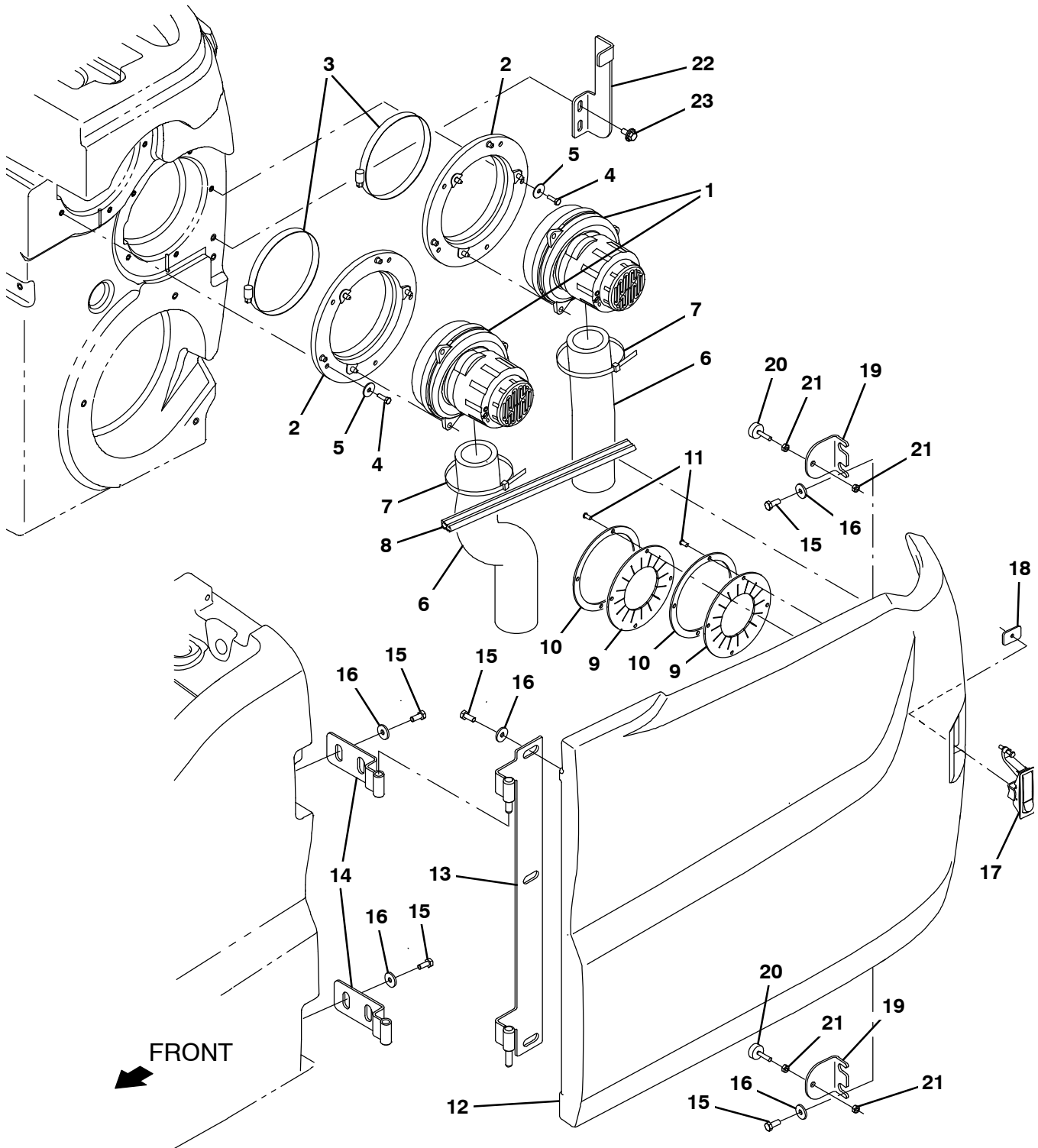


Fig. 41 – Vacuum Fans and Rear Side Door Group

Ref.	Part No.	Serial Number	Description	Qty.
▽	1	1200149	(000000–) Fan, Vacuum, 6.6d, 036vdc, 1 Stage [Bpt]	2
▲		1206774	(000000–) Brush Kit, Motor, Fan	1
	2	1201267	(000000–) Assy, Seal, Mtg, Vacfan	2
	3	49891	(000000–) Clamp, Hose, Wormdrive, 5.56–6.50d, .56w	2
	4	08716	(000000–) Screw, Hex, M6 X 1.00 X 20, Ss	10
	5	29570	(000000–) Washer, Flat, 0.28b 1.00d .06, Stl	10
	6	1203848	(000000–) Muffler, Vacfan, 11.0 L	2
	7	130773	(000000–) Tie, Cable, Nyl, 11.0l, .14w, 3.0 Max. D	2
	8	1066431	(000000–) Seal, Afrmkt, Bulb, Dual, 03ft [F/.30gap]	1
	9	1214173	(000000–) Seal, Door, Vac Fan, Rbr	2
	10	1214174	(000000–) Retainer, Seal, Door, Vac Fan	2
	11	382320	(000000–) Screw, Pan, Phl, 12–16 X 0.50, F/ Plstc	8
	12	9015040	(000000–) Cover, Side, Lh, Afrmkt [M17]	1
	13	1205801	(000000–) Hinge, Wldt, Lh	1
	14	1205811	(000000–) Hinge Wldt, [T12]	2
	15	15675	(000000–) Screw, Hex, M8 X 1.25 X 16, Ss	11
	16	32492	(000000–) Washer, Flat, 0.38, Std	11
	17	398806	(000000–) Latch	1
	18	1208748	(000000–) Plate, Latch [T17]	1
	19	1207039	(000000–) Bracket, Bumper	2
	20	20802	(000000–) Bumper, Rbr, 1.0d 0.38th .25–20	2
	21	19312	(000000–) Nut, Hex, Std, .25–20	4
	22	1207341	(000000–) Bracket, Latch, Lh Panel [T17]	1
	23	1020341	(000000–) Screw, Hex, M8 X 1.25 X 20, Ss, Sems	2

Fig. 42 - Rear Squeegee Lift Group

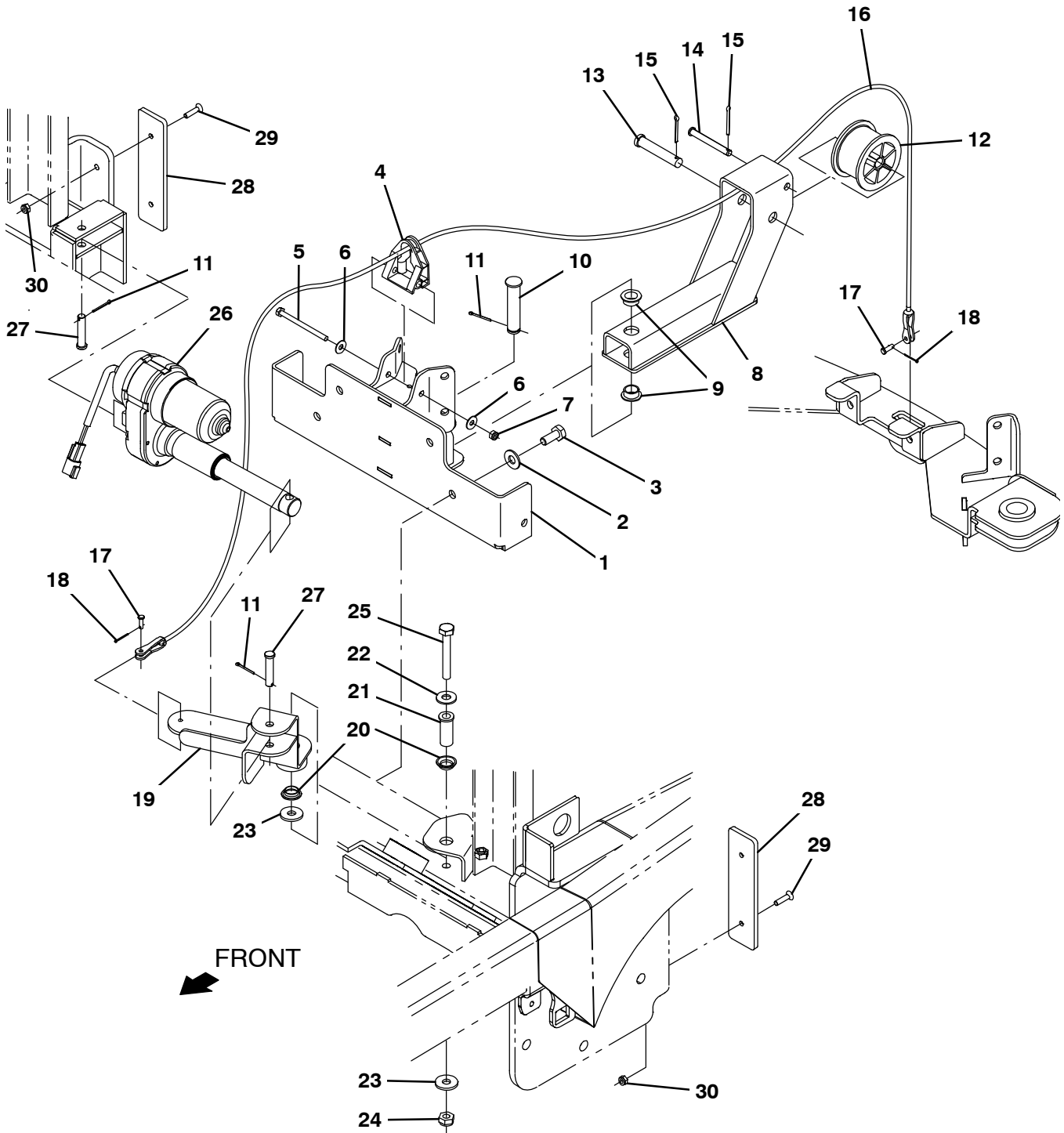


Fig. 42 – Rear Squeegee Lift Group

Ref.	Part No.	Serial Number	Description	Qty.
1	1207903	(000000–)	Bracket Wldt, Sqge Lift, Frame	1
2	01686	(000000–)	Washer, Flat, 0.44b 1.00d .08, Ss	4
3	09770	(000000–)	Screw, Hex, M10 X 1.50 X 25, NI, Ss	4
4	1208274	(000000–)	Guide, Cable, Sqge Lift	1
5	391434	(000000–)	Screw, Hex, M6 X 1.00 X 80, Ss	1
6	01684	(000000–)	Washer, Flat, 0.27b 0.69d .05, Ss	2
7	08712	(000000–)	Nut, Hex, Lock, M6 X 1.00, NI, Ss	1
8	1205553	(000000–)	Lift Wldt, Sqge, Pulley	1
9	25735	(000000–)	Bushing, Flng, 0.63b 0.75d 0.38l	2
10	1018276	(000000–)	Pin, Clevis, 0.62d X 2.91l	1
11	08179	(000000–)	Pin, Cotter, .094 X 1.00	3
12	223054	(000000–)	Drum, Cable, Lift	1
13	51103	(000000–)	Pin, Clevis, 0.50d X 2.62l	1
14	71274	(000000–)	Pin, Clevis, 0.31d X 2.62l	1
15	08175	(000000–)	Pin, Cotter, .125 X 1.25	2
16	1207739	(000000–)	Cable, Ss .12d 22.6l .2clevis / .2clevis	1
17	77488	(000000–)	Pin, Clevis, 0.19d X 0.63l	2
18	08178	(000000–)	Pin, Cotter, .062 X 0.75	2
19	1207466	(000000–)	Lever Wldt, Sqge Lift, Pulley	1
20	04843	(000000–)	Bushing, Flng, 0.63b 0.72d 0.25l	2
21	1208247	(000000–)	Bushing, Sleeve, Flng 0.40b 0.625d 1.62l, Ss	1
22	01686	(000000–)	Washer, Flat, 0.44b 1.00d .08, Ss	1
23	1014563	(000000–)	Washer, Flat, 0.40b 1.12d .12, Ss	2
24	08714	(000000–)	Nut, Hex, Lock, M10 X 1.5, NI, Ss	1
25	14529	(000000–)	Screw, Hex, M10 X 1.50 X 70, Ss	1
26	1206872	(000000–)	Actuator, 36v, 2.36in Stroke	1
27	17461	(000000–)	Pin, Clevis, 0.37d X 1.75l	2
28	1207757	(000000–)	Shield, Bumper, Sqge Cplg	2
29	06415	(000000–)	Screw, Flt, Soc, M6 X 1.00 X 25, 10.9	4
30	08708	(000000–)	Nut, Hex, Lock, M6 X 1.00, NI	4

Fig. 43 - Rear Squeegee Linkage Group

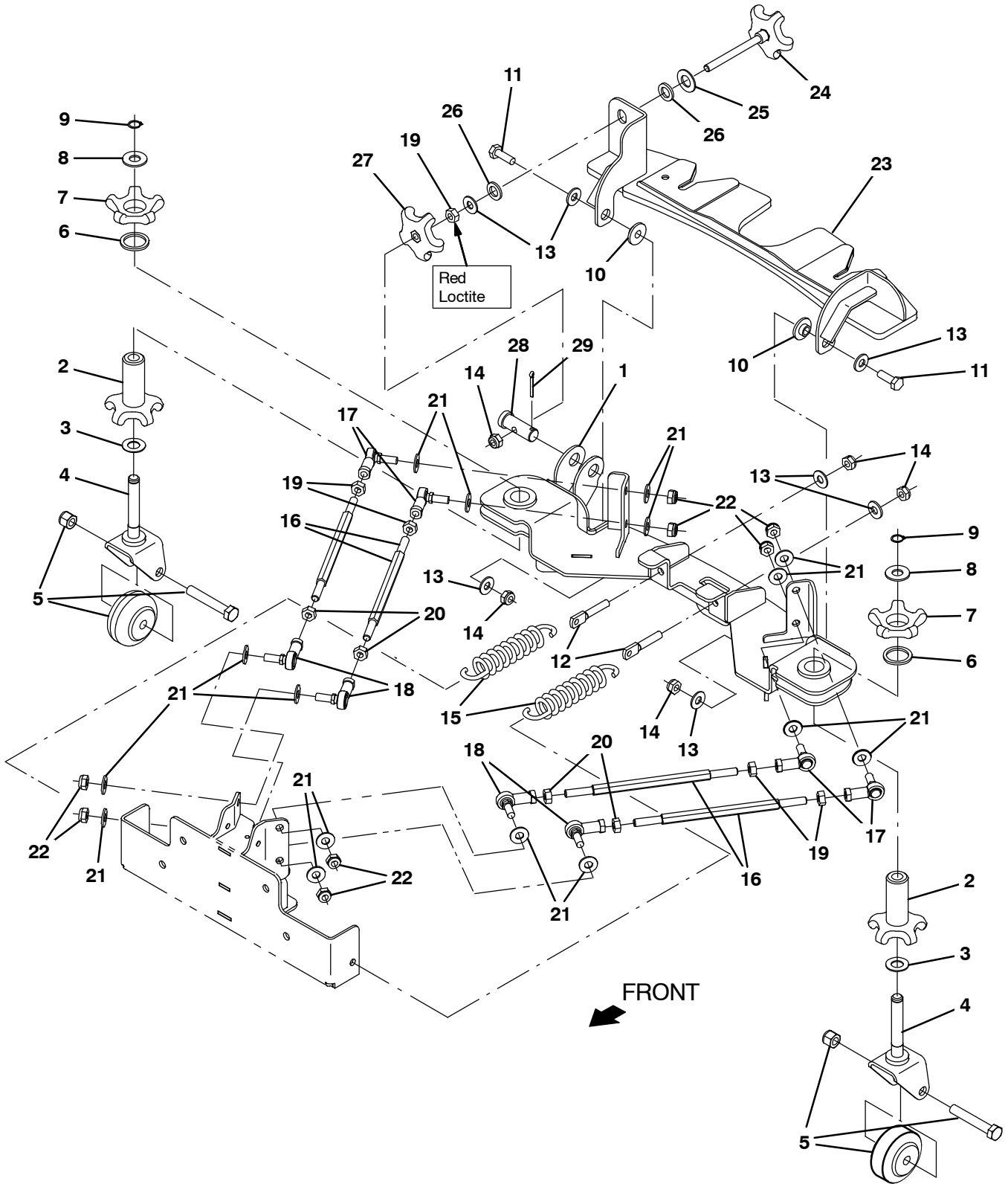


Fig. 43 – Rear Squeegee Linkage Group

Ref.	Part No.	Serial Number	Description	Qty.
	1	1206821	(000000–) Coupling Wldt, Sqge, Front	1
▽	9020233	(000000–)	Caster, Assy, Sq, Rear, Afmkt [T17]	2
▲	2	1208155	(000000–) Knob, Adj, Caster	1
▲	3	07450	(000000–) Washer, Thrust, 0.66b 1.25d 0.06w	1
▲	4	1208153	(000000–) Pivot Wldt, Caster, Sqge	1
▲	5	9014285	(000000–) Caster kit, Rear Squeegee, Am	1
▲	6	79217	(000000–) Washer, Wavy, 1.20b 1.54d .13	1
▲	7	1208156	(000000–) Knob, Caster	1
	8	77272	(000000–) Washer, Flat, 0.60b 1.31d .10, Ss	2
	9	01516	(000000–) Ring, Retaining, Ext, 0.59d, Basic	2
	10	363087	(000000–) Bushing, Fng, 0.44b 1.25d 0.25l	2
	11	12317	(000000–) Screw, Hex, M10 X 1.50 X 30, Ss	2
	12	386847	(000000–) Bolt, Eye, M10 X 1.50 X 064mm, 07.10 Eye	2
	13	01686	(000000–) Washer, Flat, 0.44b 1.00d .08, Ss	7
	14	08714	(000000–) Nut, Hex, Lock, M10 X 1.5, NI, Ss	5
	15	1031413	(000000–) Spring, Extn, 1.68od 0.20wir 07.5l	2
▽	9020232	(000000–)	Link Kit, Sq, Rear, 1 Link, Afmkt [T17]	4
▲	16	1209712	(000000–) Rod, Hex, M10, 09.50l, Stl	1
▲	17	05686	(000000–) Rod–End, M10 X 1.5rh Fem M10 X 1.5stud	1
▲	18	05685	(000000–) Rod–End, M10 X 1.5lh Fem M10 X 1.5stud	1
▲	19	07787	(000000–) Nut, Hex, Std, M10 X 1.50, Ss	1
▲	20	09775	(000000–) Nut, Hex, Std, M10–1.5 , Ss	1
▲	21	01686	(000000–) Washer, Flat, 0.44b 1.00d .08, Ss	4
▲	22	08714	(000000–) Nut, Hex, Lock, M10 X 1.5, NI, Ss	2
	23	1206844	(000000–) Coupling Wldt, Sqge, Rear	1
	24	1206865	(000000–) Knob, Star, 3.21d 5ear 4.45l M10x1.5	1
	25	15331	(000000–) Washer, Flat, 0.62, Sae	1
	26	1210022	(000000–) Washer, 1.02 Od, .62 Id, Urethane	2
	27	1054945	(000000–) Knob, Star, 3.21d 5ear M10	1
	28	1207034	(000000–) Pin, Clevis, 0.75d X 2.00l, M10 Hole	1
	29	08236	(000000–) Pin, Cotter, .156 X 1.25	1

Fig. 44 – Rear Squeegee Group

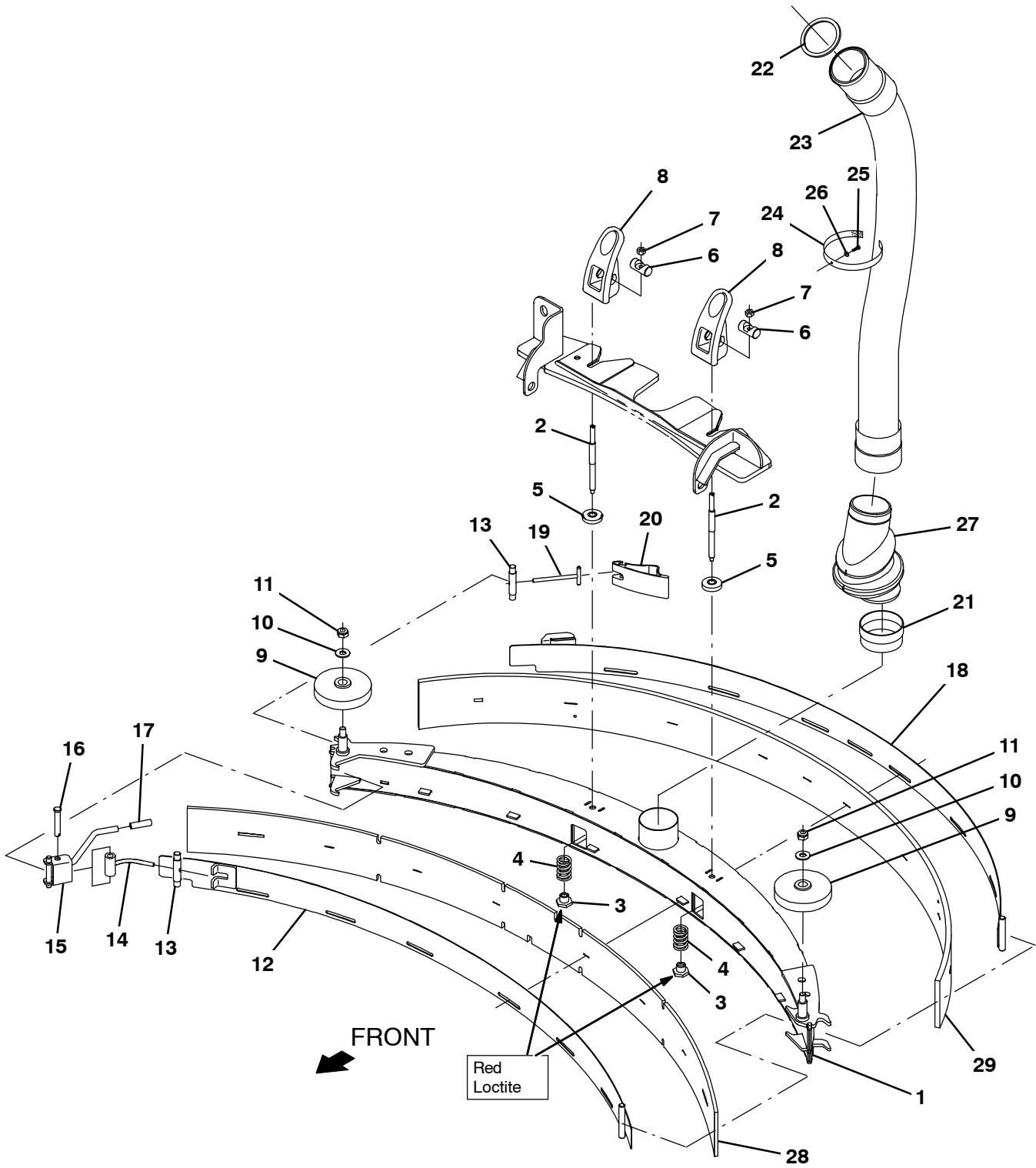


Fig. 44 – Rear Squeegee Group

Ref.	Part No.	Serial Number	Description	Qty.
▽	9020070	(000000–) Squeegee Kit, Ci [T17]	1
▲	1 1213530	(000000–) Squeegee Frame Assy	1
▲	2 1206251	(000000–) Rod, Thrd, 2end, M8x1.25/ M10x1.5 –02	2
▲	3 391345	(000000–) Nut, T, M10 X 1.50 X 0.62od X 0.5l	2
▲	4 1212782	(000000–) Spring, Cmpr, 0.98od .14wir 02.00l, Ss	2
▲	5 1208629	(000000–) Ring, Mtg, Sqge, .38l	2
▲	6 1055396	(000000–) Pin, 0.63d, 02.0l [W/Cbore, M8 Screw]	2
▲	7 07786	(000000–) Nut, Hex, Std, M8 X 1.25, Ss	2
▲	8 1052532	(000000–) Grip, Lock	2
▲	9 363162	(000000–) Wheel, 04.0d 0.89w 0.64b	2
▲	10 01686	(000000–) Washer, Flat, 0.44b 1.00d .08, Ss	2
▲	11 08714	(000000–) Nut, Hex, Lock, M10 X 1.5, NI, Ss	2
▲	12 1209122	(000000–) Strap Wldt	1
▲	13 1206530	(000000–) Pin, 0.43d 2.75l [303ss]	2
▲	14 1209121	(000000–) Arm Wldt	1
▲	15 1209120	(000000–) Bracket Wldt	1
▲	16 51813	(000000–) Pin, Clevis, 0.37d X 2.12l	1
▲	17 1208858	(000000–) Cover, Handle	1
▲	18 1207103	(000000–) Clamp Wldt, Rear	1
▲	19 21606	(000000–) Bar Wldt, Retainer, Sqge, Rear	1
▲	20 1208906	(000000–) Cam, Rear	1
	21 1208730	(000000–) Cuff, Adapter, 2.75 X 3.00, Pvc	1
	22 1207608	(000000–) Gasket, Ure, .16, 3.23id 3.63od	1
	23 1207661	(000000–) Hose Assy, Rear Squeegee	1
	24 1209444	(000000–) Fastener, 11.00l [Hook & Loop]	1
	25 1045525	(000000–) Screw, Pan, Phl, M6 X 1.00 X 12, Blk	1
	26 01684	(000000–) Washer, Flat, 0.27b 0.69d .05, Ss	1
	27 1213539	(000000–) Hose Trap Assy	1
	28 1207086	(000000–) Blade, Front Squeegee 56.6l (Linard)	1
	28 1208356	(000000–) Blade, Front Squeegee 56.6l (Urethane)	1
	28 1208358	(000000–) Blade, Front Squeegee 56.6l (Gum)	1
	29 1207087	(000000–) Blade, Rear Squeegee 60.6l (Linatex)	1
	29 1208357	(000000–) Blade, Rear Squeegee 60.6l (Urethane)	1
	29 1208359	(000000–) Blade, Rear Squeegee 60.6l (Gum)	1

Fig. 45 – Right Hand Door and Battery Cover Group

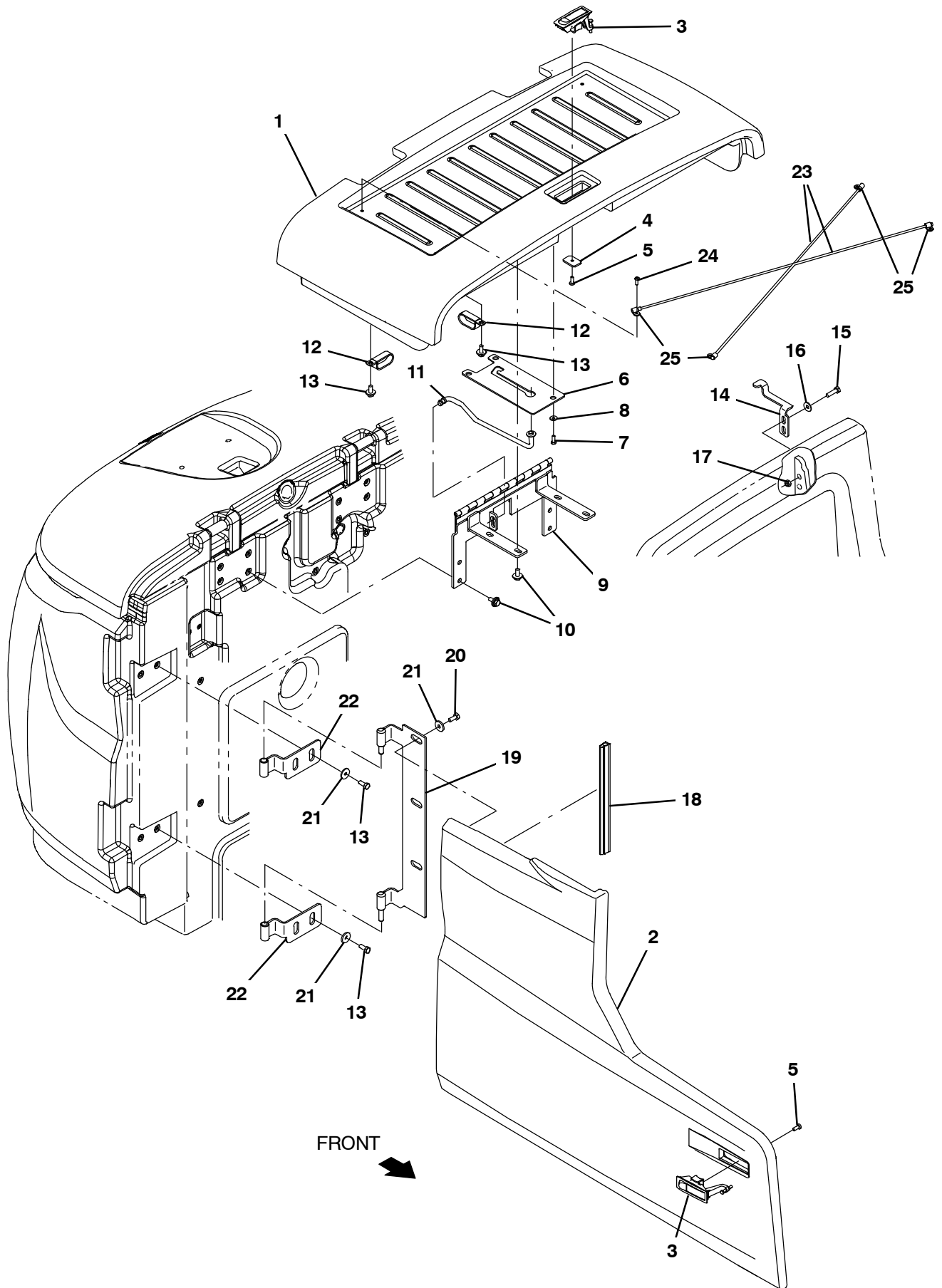


Fig. 45 – Right Hand Door and Battery Cover Group

Ref.	Part No.	Serial Number	Description	Qty.
1	9020213	(000000–) Cover, Battery, Top, Afmkt [T17]	1
1	9020290	(000000–) Cover Assy, Battery, Tj [T17] (Japan Only)	1
2	9015038	(000000–) Cover, Side, Rh, Afmkt [M17]	1
3	398806	(000000–) Latch	2
4	1208748	(000000–) Plate, Latch [T17]	1
5	06935	(000000–) Screw, Pan, Phl, M5 X 0.80 X 25, 4.8	2
6	1209190	(000000–) Plate, Prop Rod, [T17]	1
7	15678	(000000–) Screw, Hex, M6 X 1.00 X 16, Ss	3
8	32490	(000000–) Washer, Flat, 0.25, Std	3
9	1207362	(000000–) Hinge Wldt, Cover, Battery [T17]	1
10	1020341	(000000–) Screw, Hex, M8 X 1.25 X 20, Ss, Sems	8
11	1207145	(000000–) Rod Wldt, Seat, Battery Cover [T17]	1
12	09570	(000000–) Clamp, Cable, Stl, 0.90d X 0.62w, 1hole	3
13	09740	(000000–) Screw, Hex, M8 X 1.25 X 20, Ss	7
14	1207131	(000000–) Bracket, Latch [T17]	1
15	76570	(000000–) Screw, Hex, M8 X 1.25 X 30, 8.8	2
16	32491	(000000–) Washer, Flat, 0.31, Std	4
17	08709	(000000–) Nut, Hex, Lock, M8 X 1.25, NI	2
18	1066429	(000000–) Seal, Afmkt, Bulb, Dual, 01ft [F/.30gap]	1
19	1207946	(000000–) Hinge Wldt, Rh [T17]	1
20	49826	(000000–) Screw, Hex, M8 X 1.25 X 16, NI, Ss	3
21	1017218	(000000–) Washer, Flat, 0.32b 1.00d .12, Ss	7
22	1205811	(000000–) Hinge Wldt, [T12]	2
23	1210971	(000000–) Cord, Battery Cover [T17]	2
24	39239	(000000–) Screw, Pan, Phl, 10–32 X 0.50, G2, Blk	4
25	140324	(000000–) Clamp, Cable, Nyl, 0.31d, Blk	4

Fig. 46 – Electrical Box Group

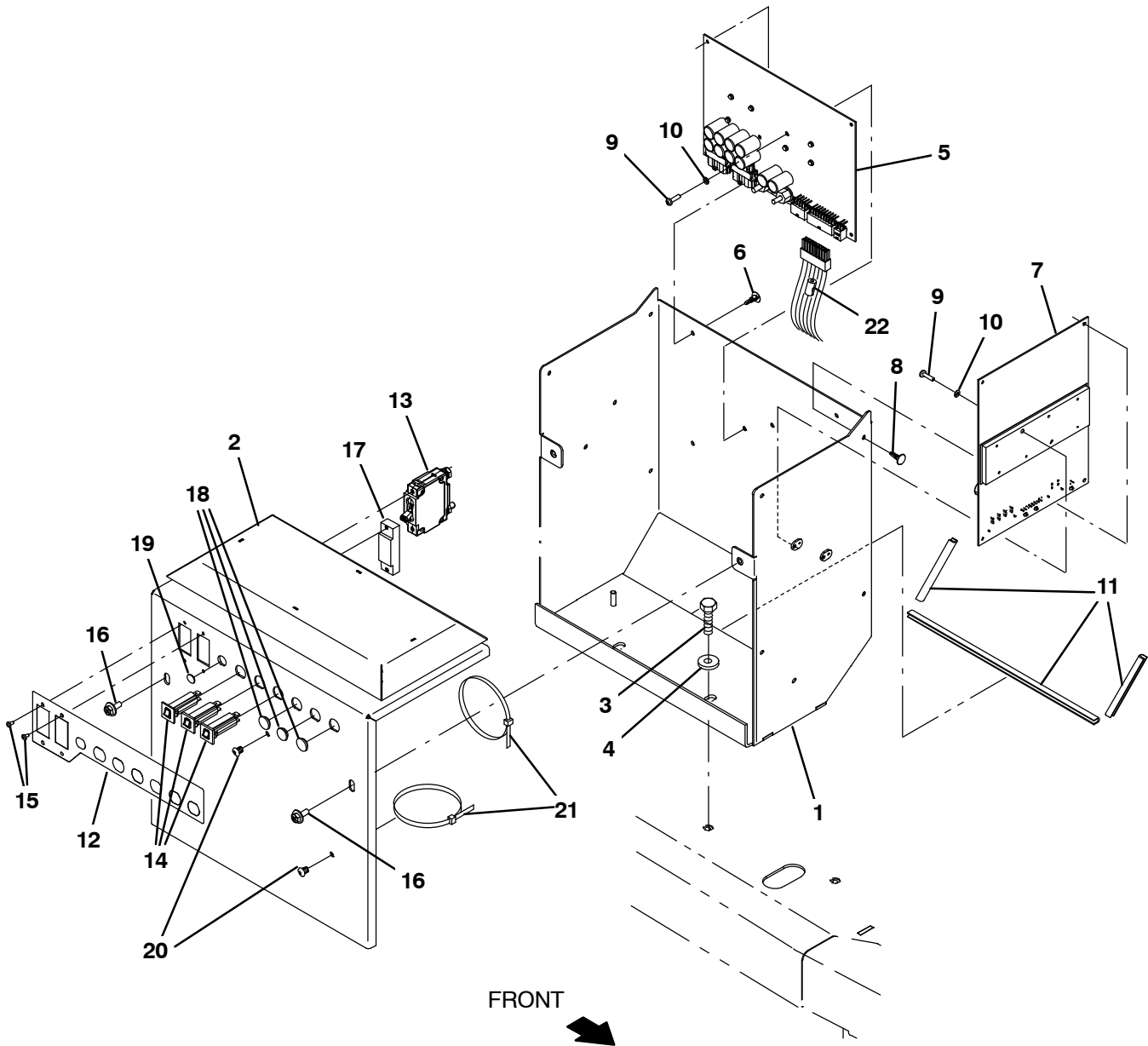


Fig. 46 – Electrical Box Group

Ref.	Part No.	Serial Number	Description	Qty.
1	1214566	(000000–) Panel Wldt, Enclosure, Electrical	1
2	1214550	(000000–) Cover Wldt, Enclosure, Electrical	1
3	1020341	(000000–) Screw, Hex, M8 X 1.25 X 20, Ss, Sems	2
4	1017218	(000000–) Washer, Flat, 0.32B 1.00D .12, Ss	2
▽	5	9015002	(000000–) Circuitboard Kit, Scrub, Afmkt [T17/M17]	1
▲	6	1210399	(000000–) Stand–Off, Circuitboard [0.25”]	4
▽	7	9020229	(000000–) Circuit Board Kit, ec–h20, Afmkt [t17]	1
▲	8	1210399	(000000–) Stand–Off, Circuitboard [0.25”]	4
9	06926	(000000–) Screw, Pan, Phl, M4 X 0.70 X 10, 4.8	4
10	1202860	(000000–) Washer, Flat, 0.17b 0.31d .03, Nyl	4
11	1050827	(000000–) Molding, Afmkt, Trim, Pvc, .00 .06, 03ft	1
12	1208412	(000000–) Label, Circuit Breaker	1
13	1210970	(000000–) Circuitbreaker, 60.0a, Resetable	1
14	1064184	(000000–) Circuitbreaker, 02.5a, Resetable	3
15	06919	(000000–) Screw, Pan, Phl, M3 X 0.50 X 6, 4.8	4
16	1034731	(000000–) Screw, Hex, M6 X 1.00 X 16, Sems, Ss	2
17	1213059	(000000–) Plug, Circuit Breaker [Carling, 50/60a]	1
18	1058340	(000000–) Plug, Hole, Rnd, 0.63h 0.1l, Blk	3
19	33807	(000000–) Plug, Hole, Rnd, 0.44H .03–.12, Blk Nyl	1
20	1202868	(000000–) Clip, Tie, 0.25d, Plstc	8
21	763114	(000000–) Tie, Cable, 11.3l, 2.75d Max	6
22	1060276	(000000–) Inductor, 36.2mml,Rnd [Ferrite 1–300hz] (Australia Only)	1

Fig. 47 – Electrical Box Wires Group

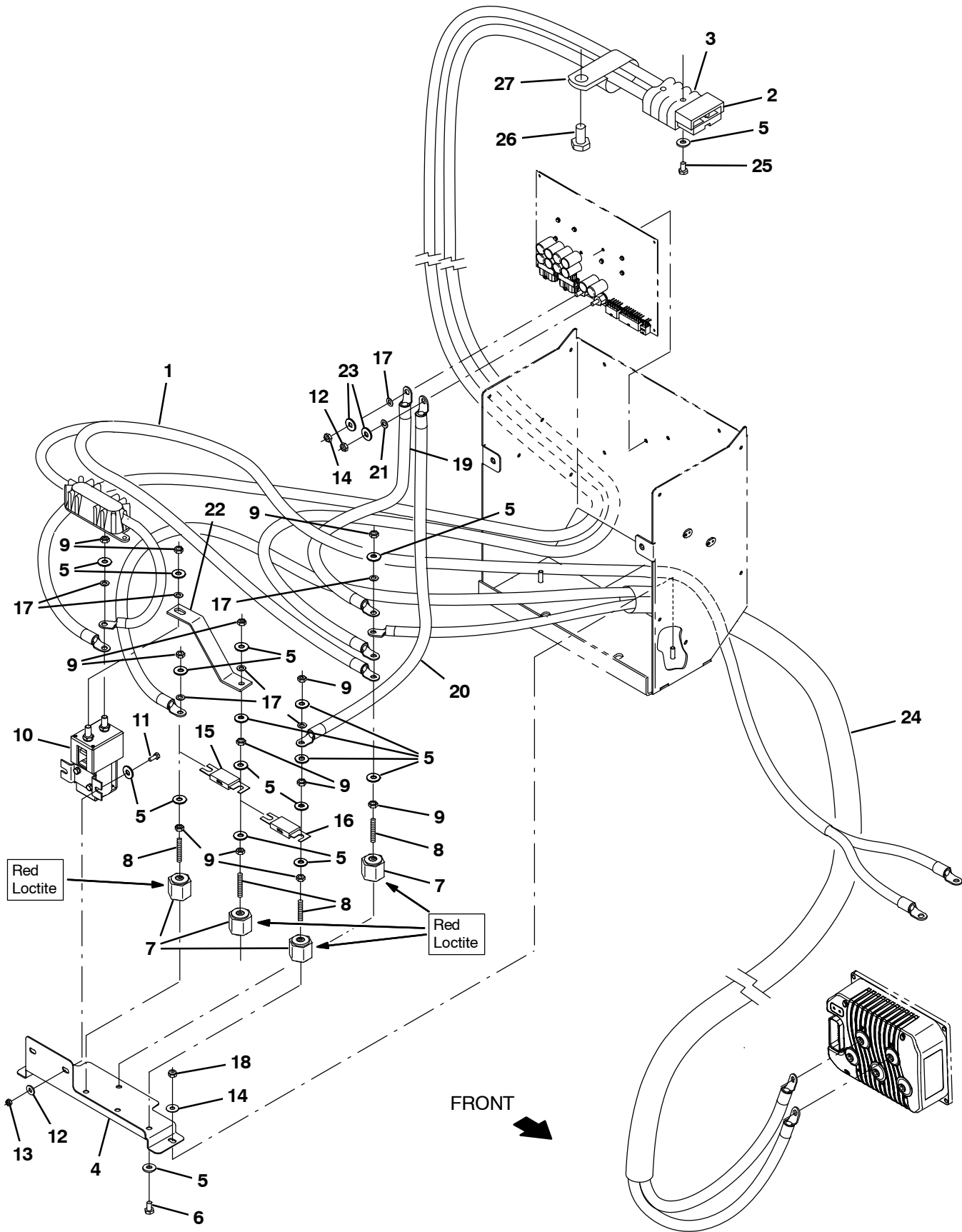


Fig. 47 – Electrical Box Wires Group

Ref.	Part No.	Serial Number	Description	Qty.
▽	1	1074599	(000000–) Cable Assy, 02ga [Fused Power, T18]	1
▲		1226634	(000000–) Fuse, 150a [Mega Series]	1
▽	2	1074536	(000000–) Cable, Battery, 2/0ga [M8 Ring/M6 Ring]	1
▲	3	01726	(000000–) Connector, 350A, Gray	1
	4	1206431	(000000–) Bracket, Mtg, Contactor	1
	5	32483	(000000–) Washer, Flat, 0.25, Sae	15
	6	19314	(000000–) Screw, Hex, .25–20 X 0.38, G5	4
	7	76062	(000000–) Stand–Off, Wir, 0.25, Insulator, Panel	4
	8	41702	(000000–) Rod, Thrd, Full, .25–20 01.5l	4
	9	19312	(000000–) Nut, Hex, Std, .25–20	10
	10	1068510	(000000–) Contactor, 36vdc, 200a, Spst	1
	11	06942	(000000–) Screw, Hex, M6 X 1.00 X 16, 8.8	2
	12	1202864	(000000–) Nut, Hex, Std, M5 X 0.80, Brs	1
	13	08708	(000000–) Nut, Hex, Lock, M6 X 1.00, NI	2
	14	1061910	(000000–) Nut, Hex, Std, M6 X 1.00, Brs	1
	15	386807	(000000–) Fuse, 150a, 0.88 2.4l [Slo–Blo]	1
	16	86379	(000000–) Fuse, 100a, 0.88 2.4l, 125volt	1
	17	07515	(000000–) Washer, Lock, Int, 0.25, Ss	6
	18	08708	(000000–) Nut, Hex, Lock, M6 X 1.00, NI	2
	19	1072979	(000000–) Cable, 04ga 6.9l Blk [M6 Ring/M6 Ring]	1
	20	1072978	(000000–) Cable, 04ga 9.8l Blu [M5 Ring/M6 Ring]	1
	21	07514	(000000–) Washer, Lock, Int, 10, Ss	2
	22	1208691	(000000–) Busbar, 200a	1
	23	1061918	(000000–) Washer, Flat, 0.25b 0.47d .06, Brs	2
	24	1074713	(000000–) Cable Assy, 02ga, Power [T18, 2 Cond.]	1
	25	33930	(000000–) Screw, Hex, M6 X 1.00 X 40, Ss	2
	26	49826	(000000–) Screw, Hex, M8 X 1.25 X 16, NI, Ss	3
	27	09570	(000000–) Clamp, Cable, Stl, 0.90D X 0.62W, 1 Hole	3

Fig. 48 – Electrical Circuit Breaker Box Group, Sweeping

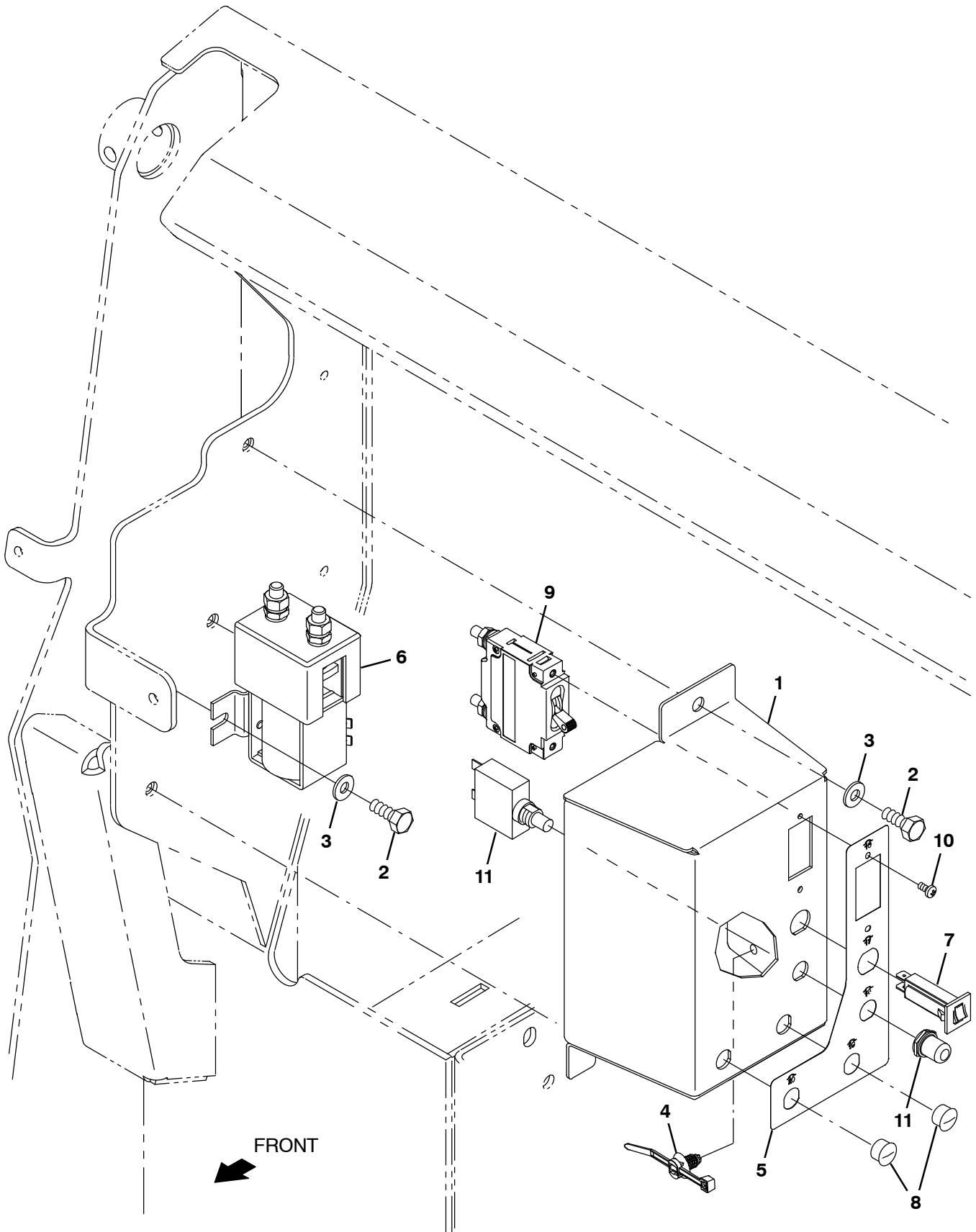


Fig. 48 – Electrical Circuit Breaker Box Group, Sweeping

Ref.	Part No.	Serial Number	Description	Qty.
1	1218732	(000000–) Bracket, Enclosure, Ele	1
2	06942	(000000–) Screw, Hex, M6 X 1.00 X 16, 8.8	4
3	32483	(000000–) Washer, Flat, 0.25, Sae	4
4	1210807	(000000–) Wire, Tie [W/.25" Fir Tree Clip]	1
5	1219111	(000000–) Label, Circuitbreaker, Ele [M17]	1
6	1068510	(000000–) Contactor, 36vdc, 200a, Spst	1
7	1064188	(000000–) Circuitbreaker, 15.0a, Resetable	1
8	33807	(000000–) Plug, Hole, Rnd, 0.44h .03–.12, Blk Nyl	2
9	1210970	(000000–) Circuitbreaker, 60.0a, Resetable	1
10	06919	(000000–) Screw, Pan, Phl, M3 X 0.50 X 6, 4.8	2
11	383727	(000000–) Circuitbreaker, 40.0a, Resetable	1

Fig. 49 – Electrical Box Group, Sweeping

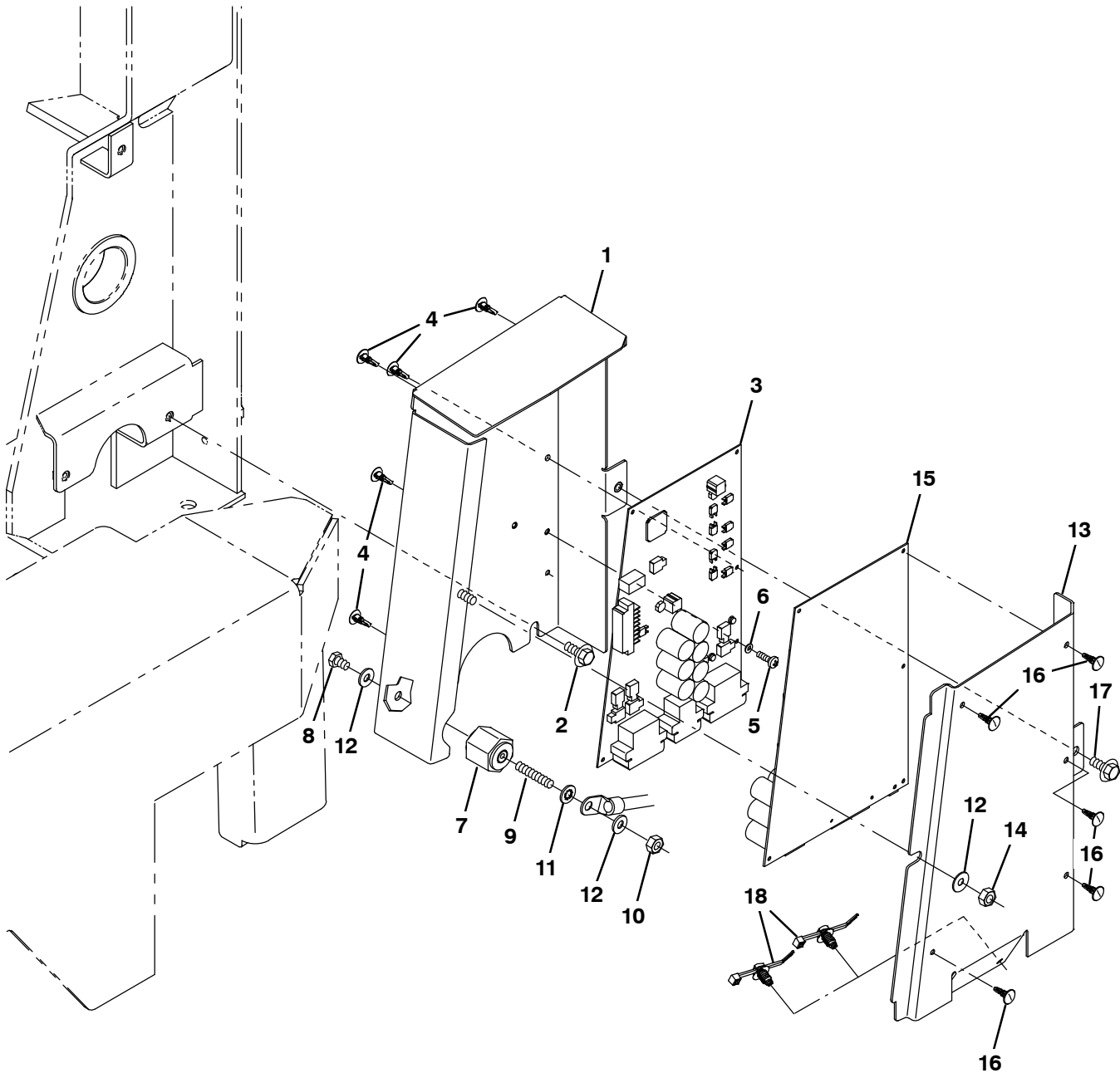
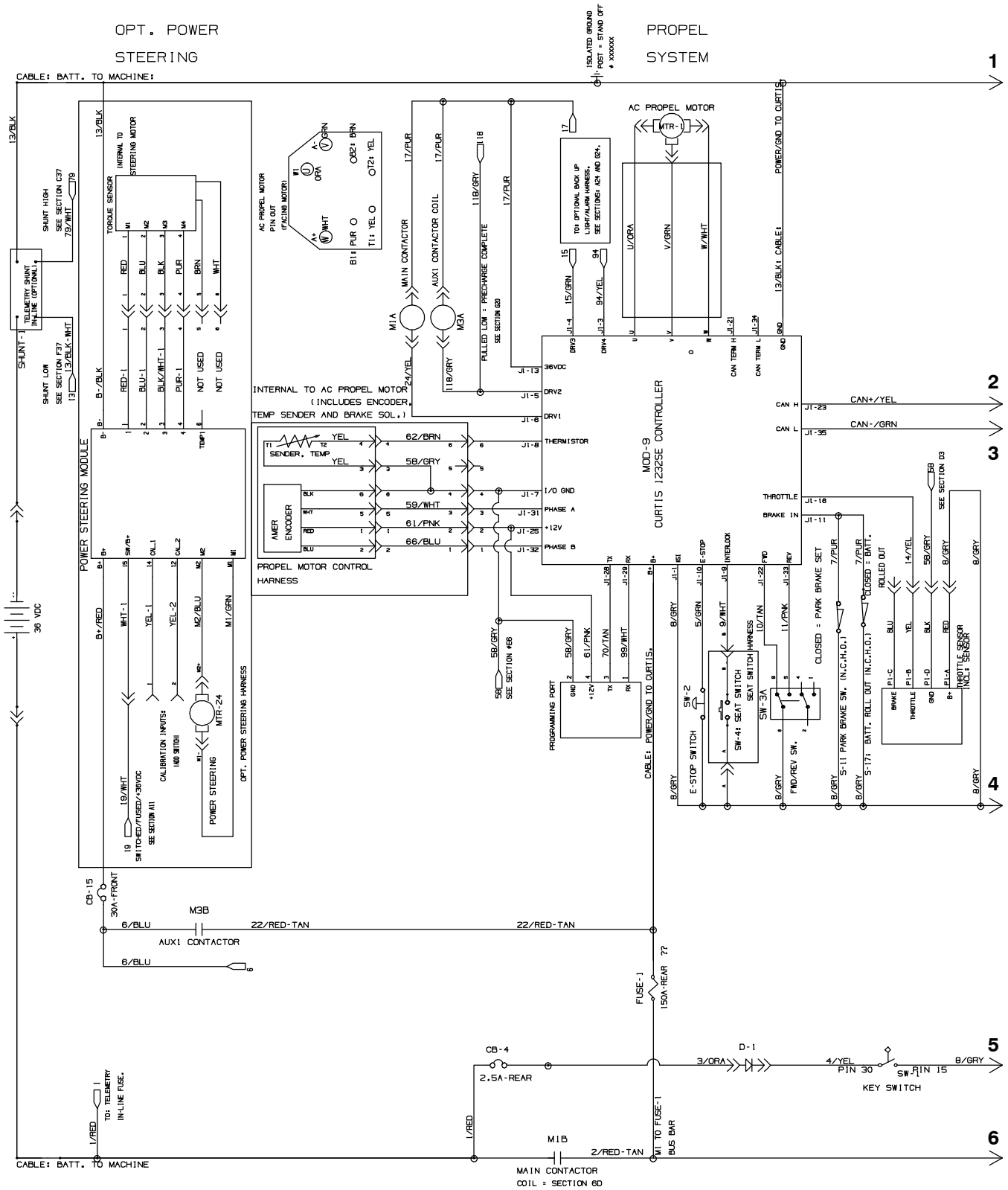


Fig. 49 – Electrical Box Group, Sweeping

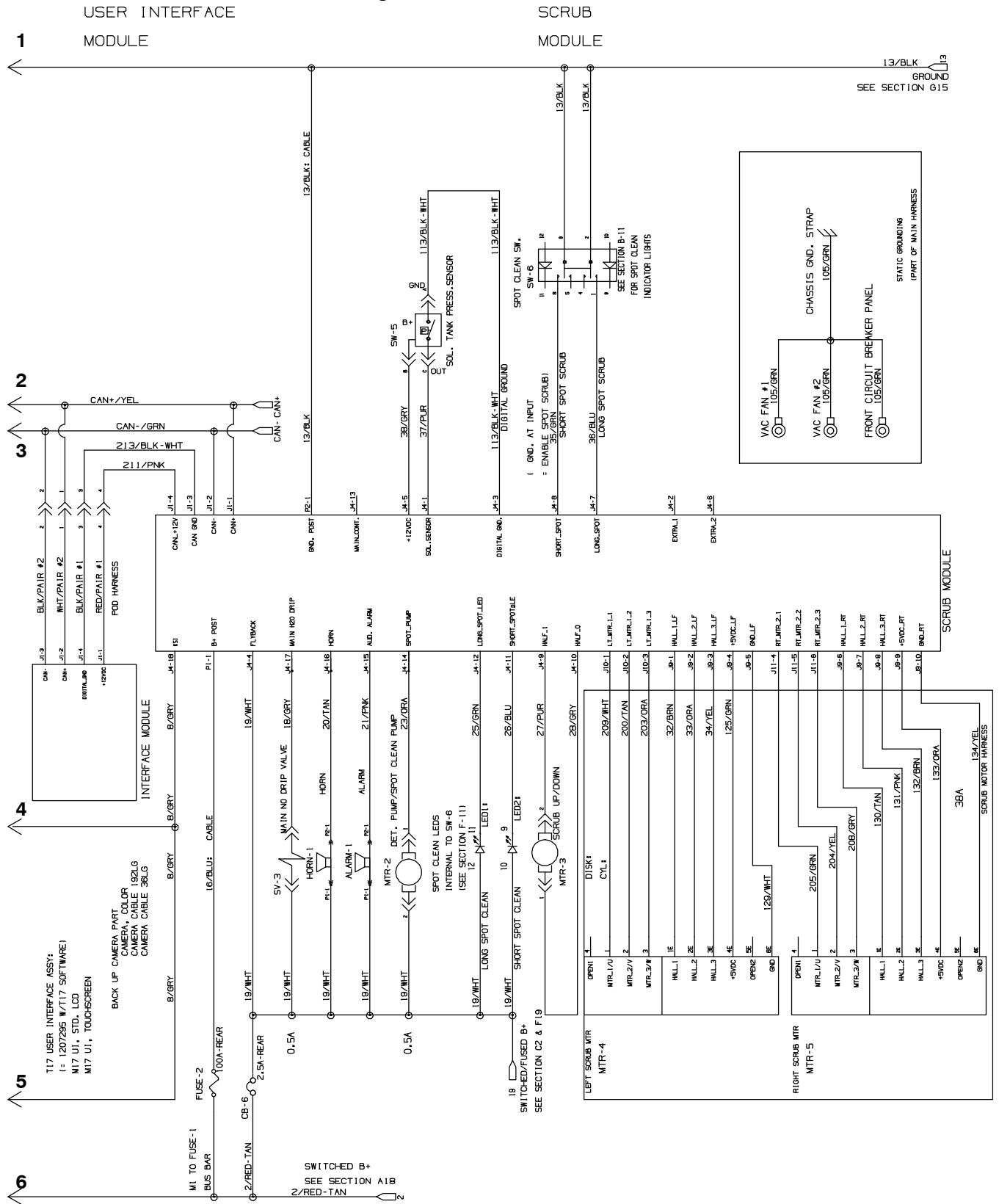
Ref.	Part No.	Serial Number	Description	Qty.
	1	1216753	(000000–) Channel Wldt, Enclosure, Ele	1
	2	1034731	(000000–) Screw, Hex, M6 X 1.00 X 16, Sems, Ss	4
▽	3	9015047	(000000–) Circuitboard Kit, Swp, Main, Afmkt [M17]	1
▲	4	1210399	(000000–) Stand-Off, Circuitboard [0.25"]	5
	5	06927	(000000–) Screw, Pan, Phl, M4 X 0.70 X 16, 4.8	2
	6	1202860	(000000–) Washer, Flat, 0.17b 0.31d .03, Nyl	2
	7	76062	(000000–) Stand-Off, Wir, 0.25, Insulator, Panel	1
	8	19314	(000000–) Screw, Hex, .25–20 X 0.38, G5	1
	9	41702	(000000–) Rod, Thrd, Full, .25–20 01.5l	1
	10	19312	(000000–) Nut, Hex, Std, .25–20	1
	11	32982	(000000–) Washer, Lock, Int, 0.25	1
	12	32483	(000000–) Washer, Flat, 0.25, Sae	3
	13	1217422	(000000–) Plate, Sppt, Board	1
	14	08712	(000000–) Nut, Hex, Lock, M6 X 1.00, NI, Ss	1
▽	15	9015048	(000000–) Circuitboard Kit, Swp, Side, Afmkt [M17]	1
▲	16	1210399	(000000–) Stand-Off, Circuitboard [0.25"]	5
	17	1034731	(000000–) Screw, Hex, M6 X 1.00 X 16, Sems, Ss	2
	18	1210807	(000000–) Wire, Tie [W/.25" Fir Tree Clip]	1

Fig. 50 – Electrical Schematic

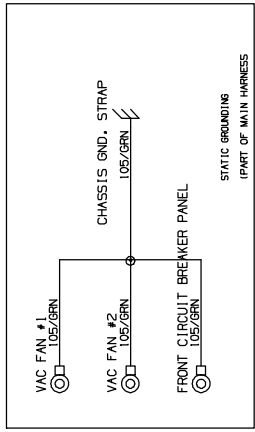


356663 – 1075228

Fig. 50 – Electrical Schematic



13/BLK CABLE
GROUND
SEE SECTION G15



356663 – 1075228

Fig. 50 – Electrical Schematic

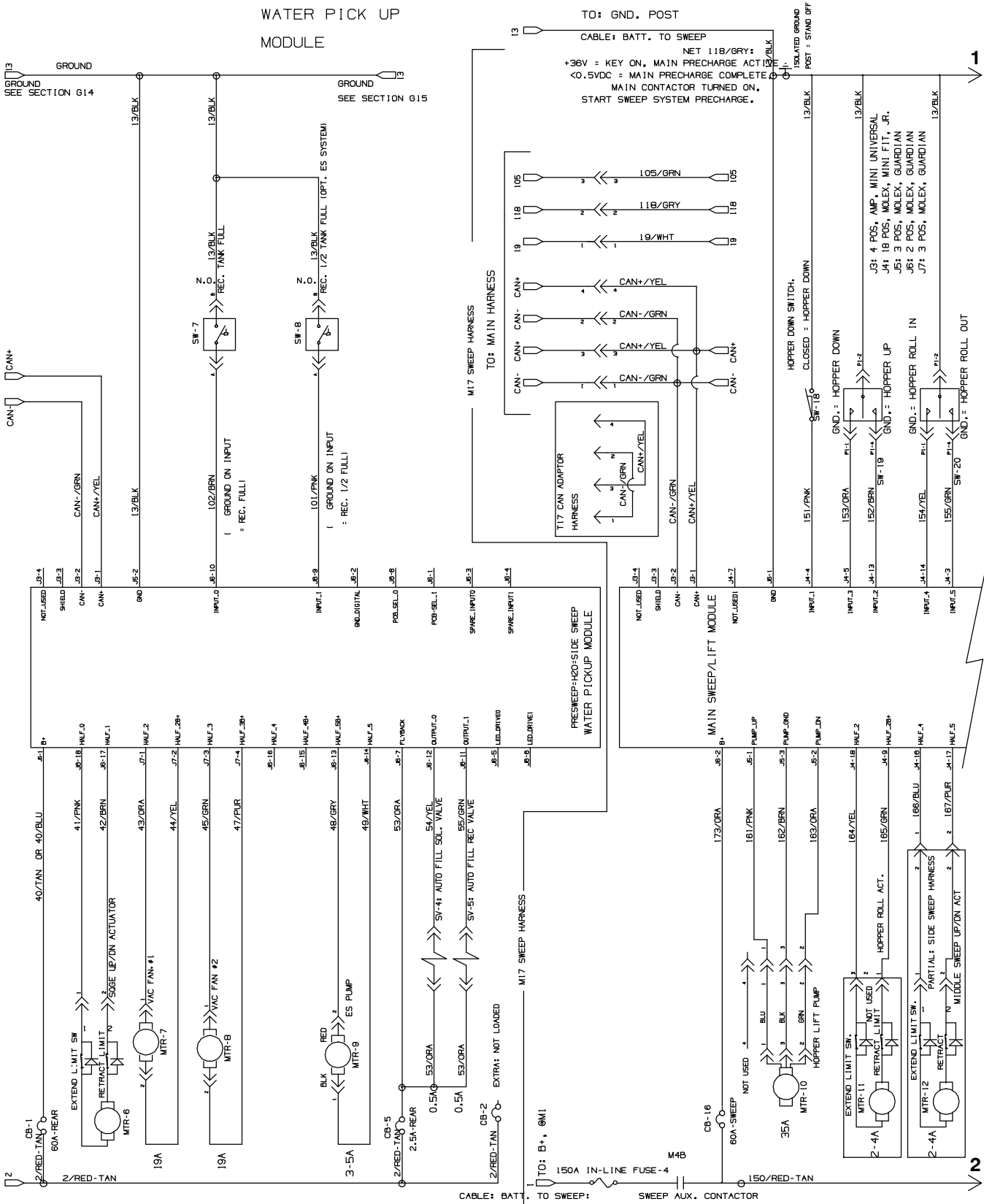
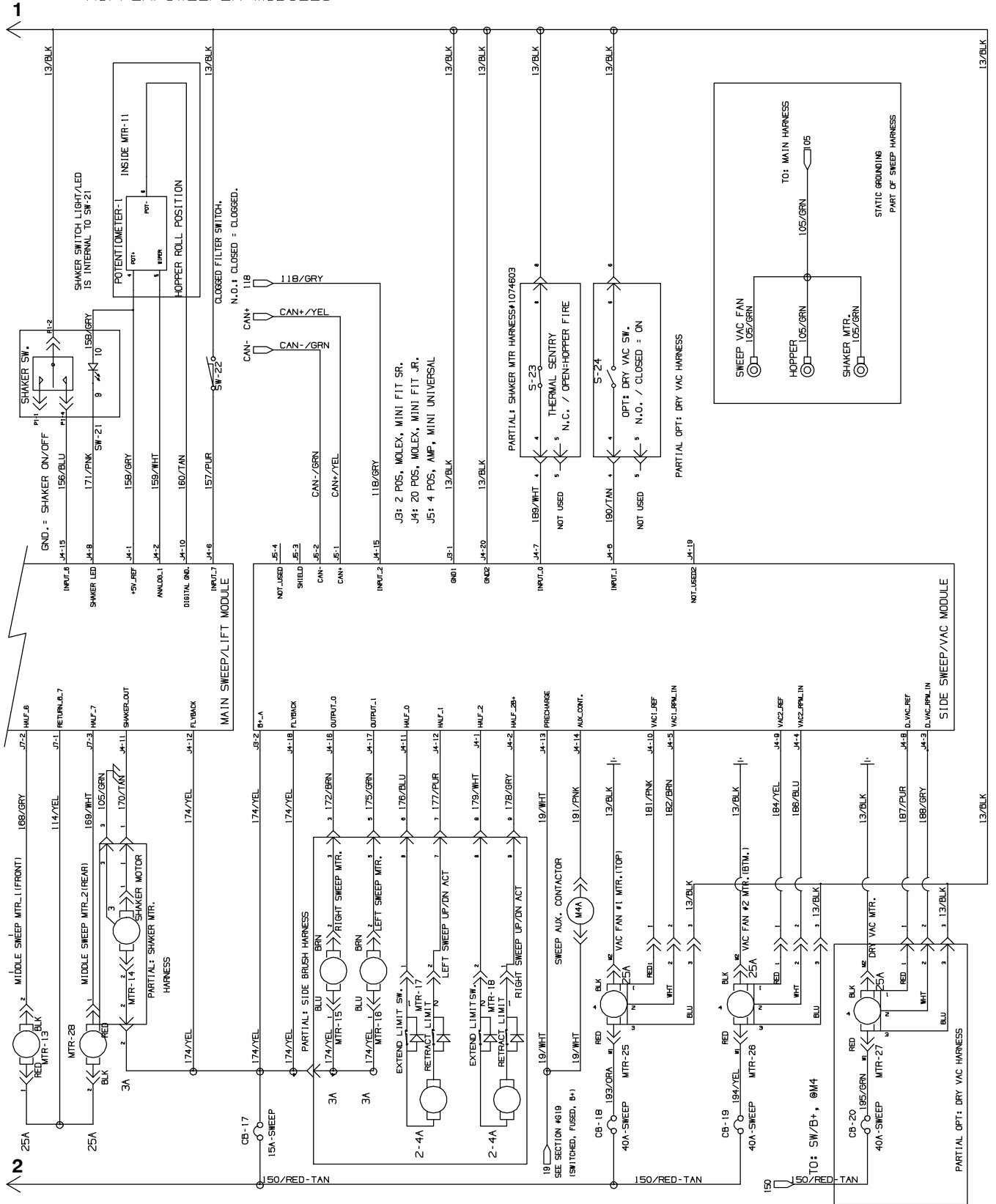


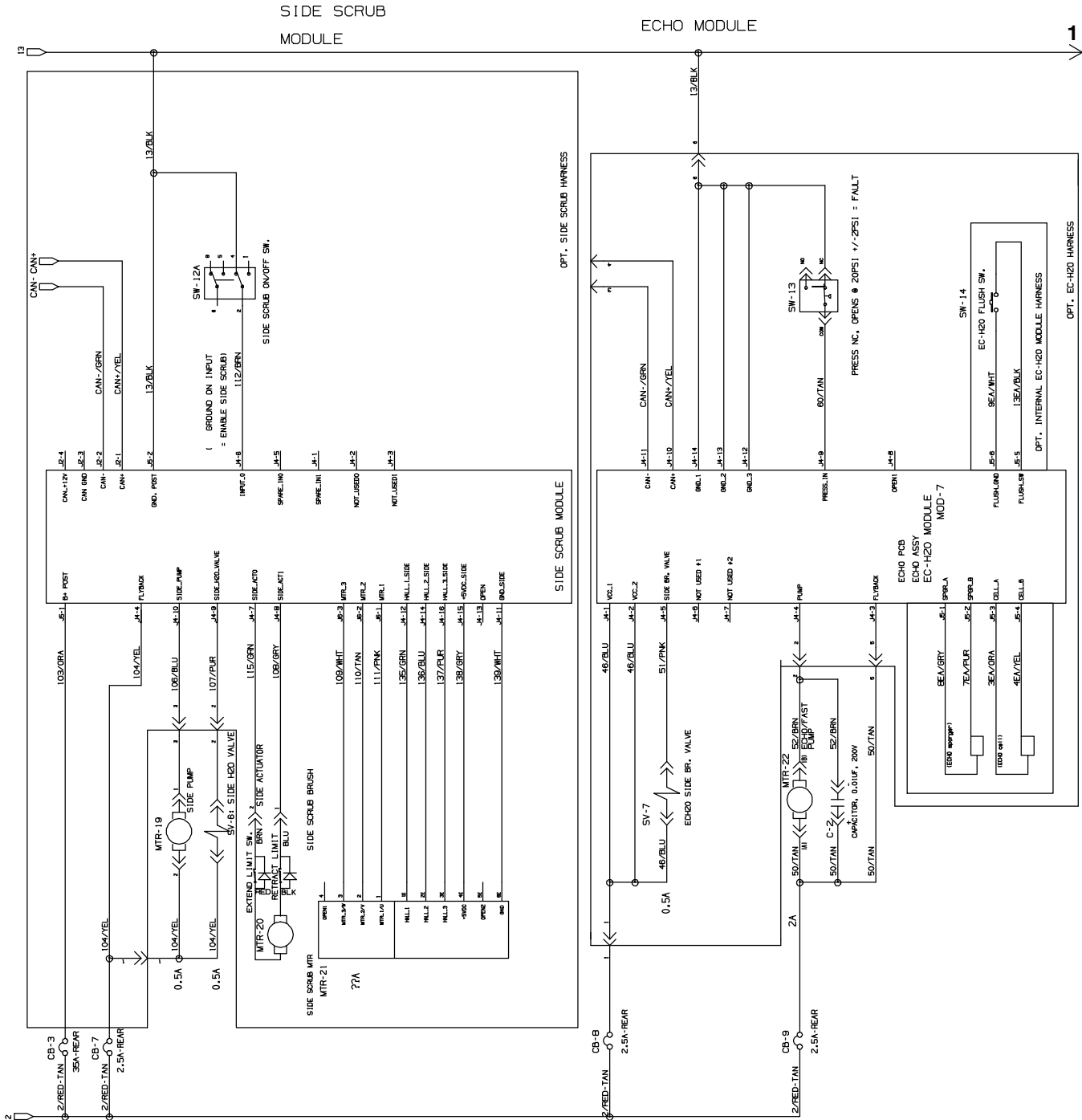
Fig. 50 - Electrical Schematic

HOPPER/SWEEPER MODULES



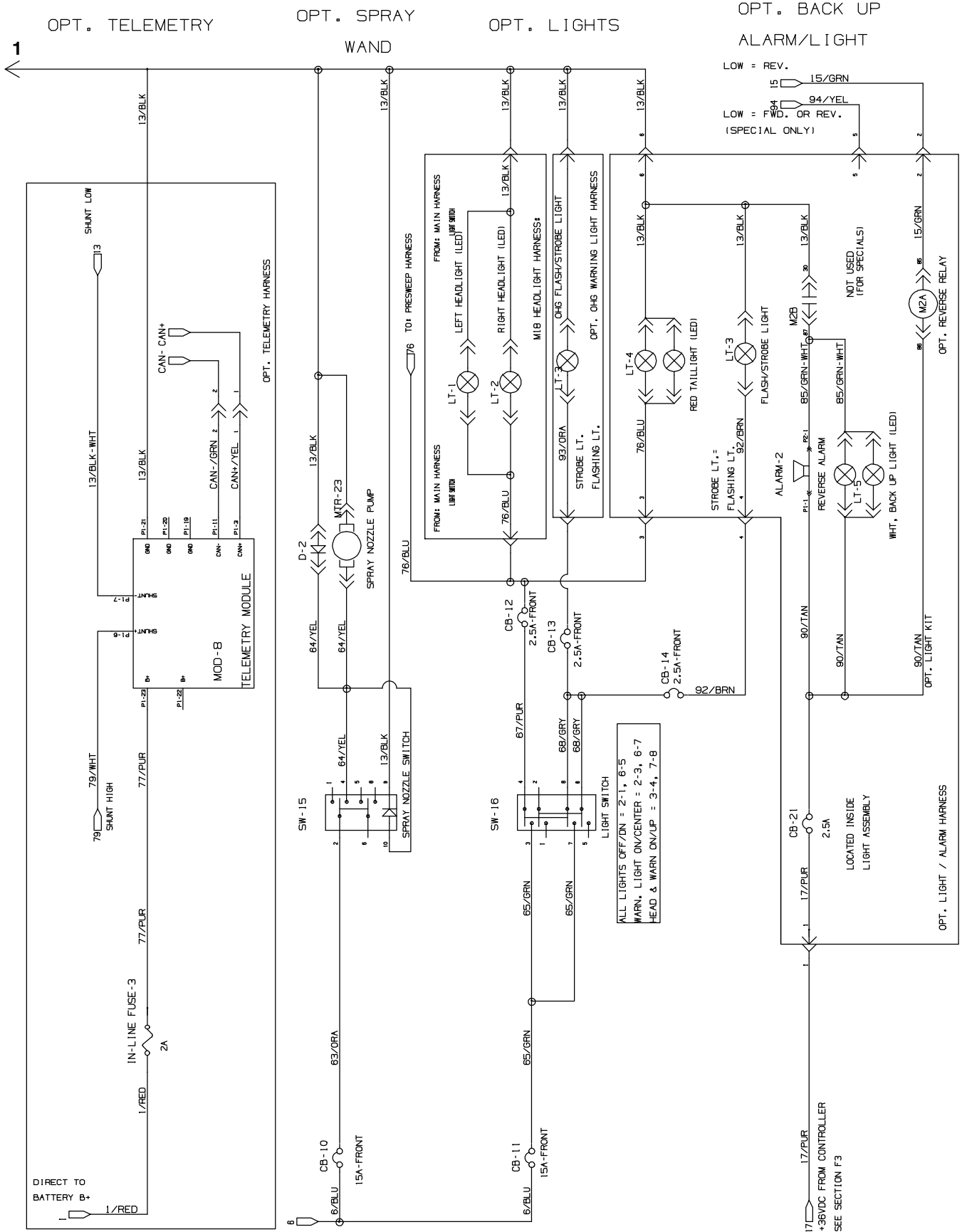
356663 - 1075228

Fig. 50 – Electrical Schematic



356663 – 1075228

Fig. 50 - Electrical Schematic



356663 - 1075228

Fig. 51 - Wire Harnesses Group

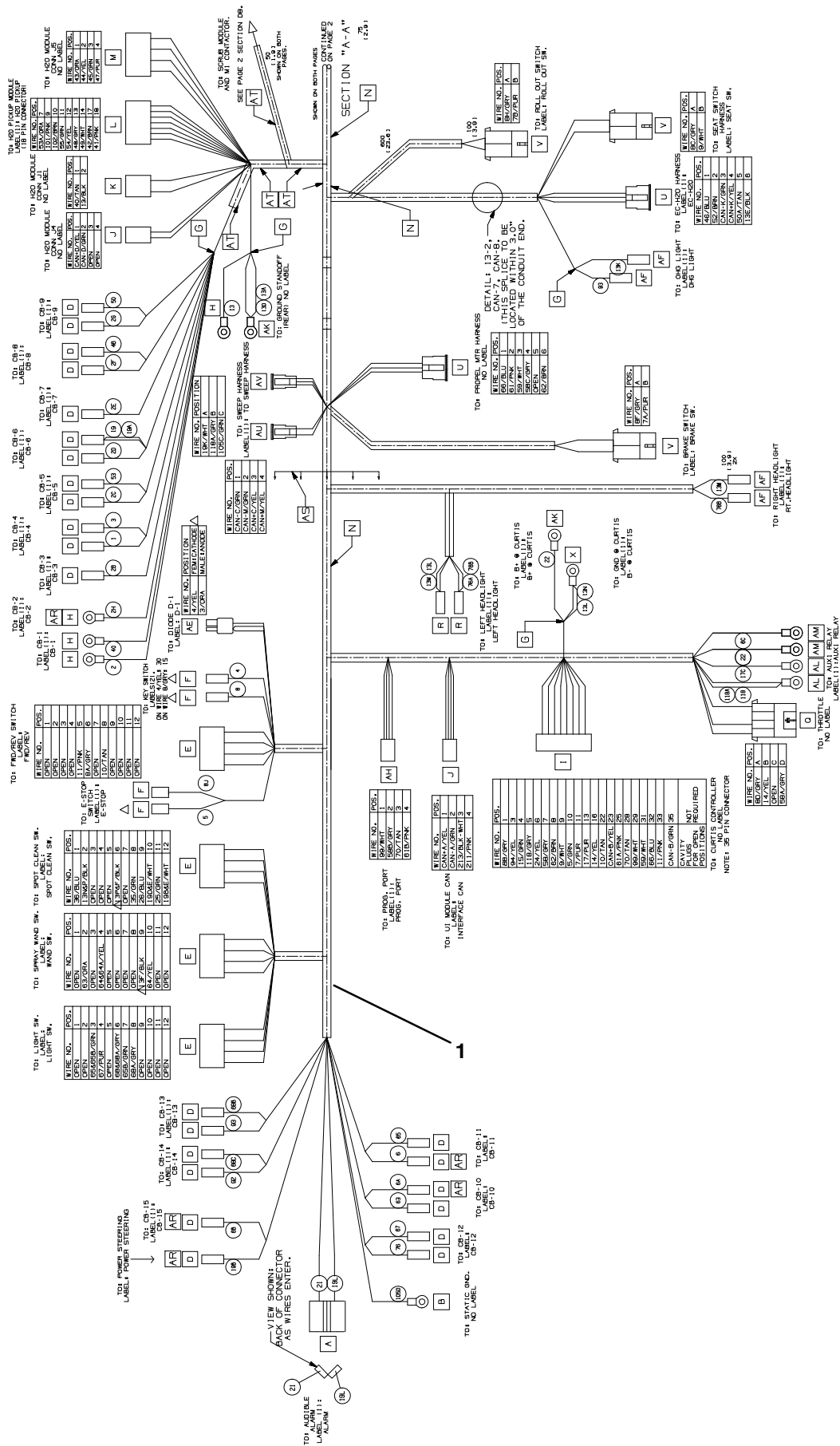


Fig. 51 – Wire Harnesses Group

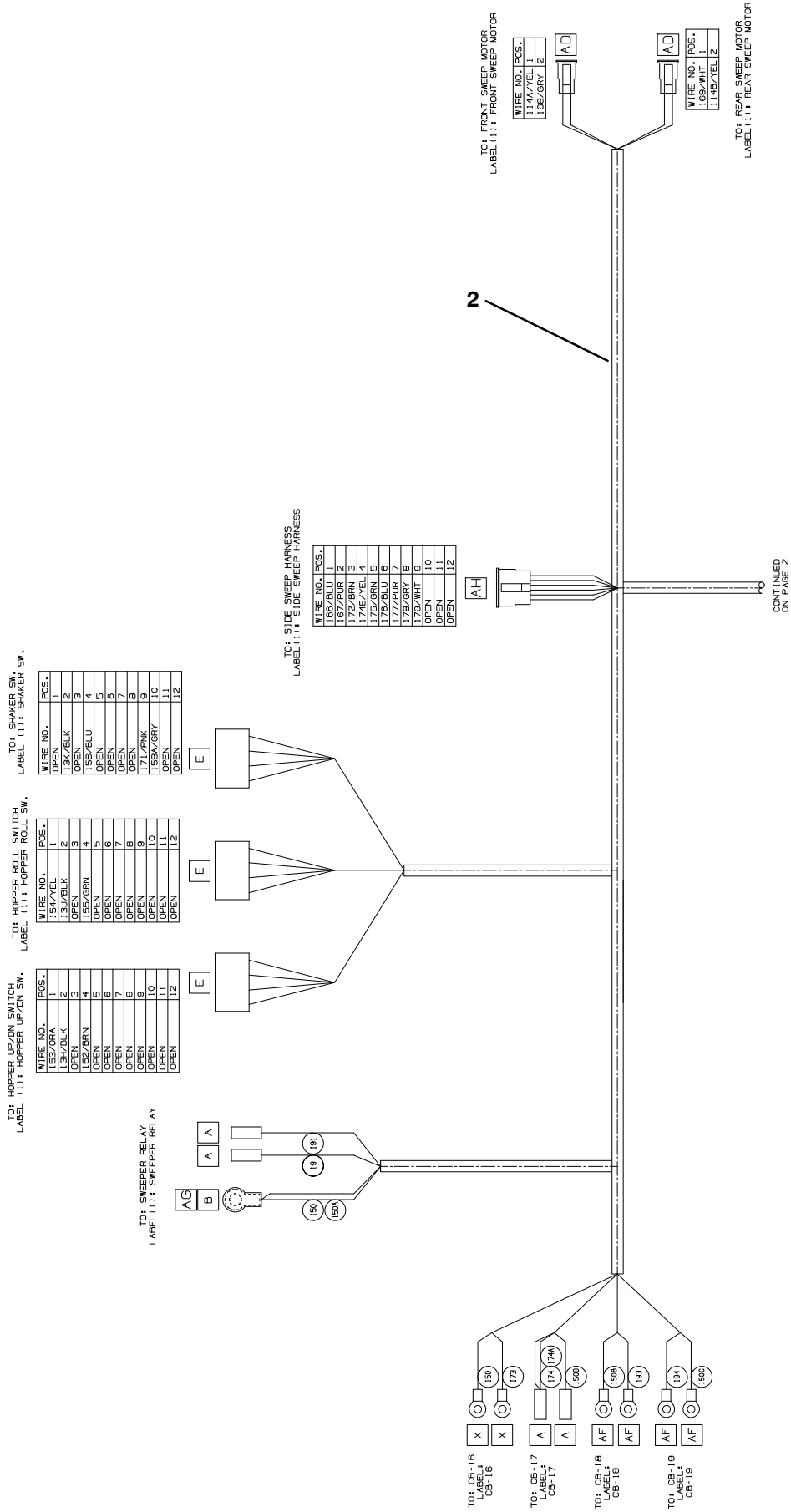


Fig. 51 - Wire Harnesses Group

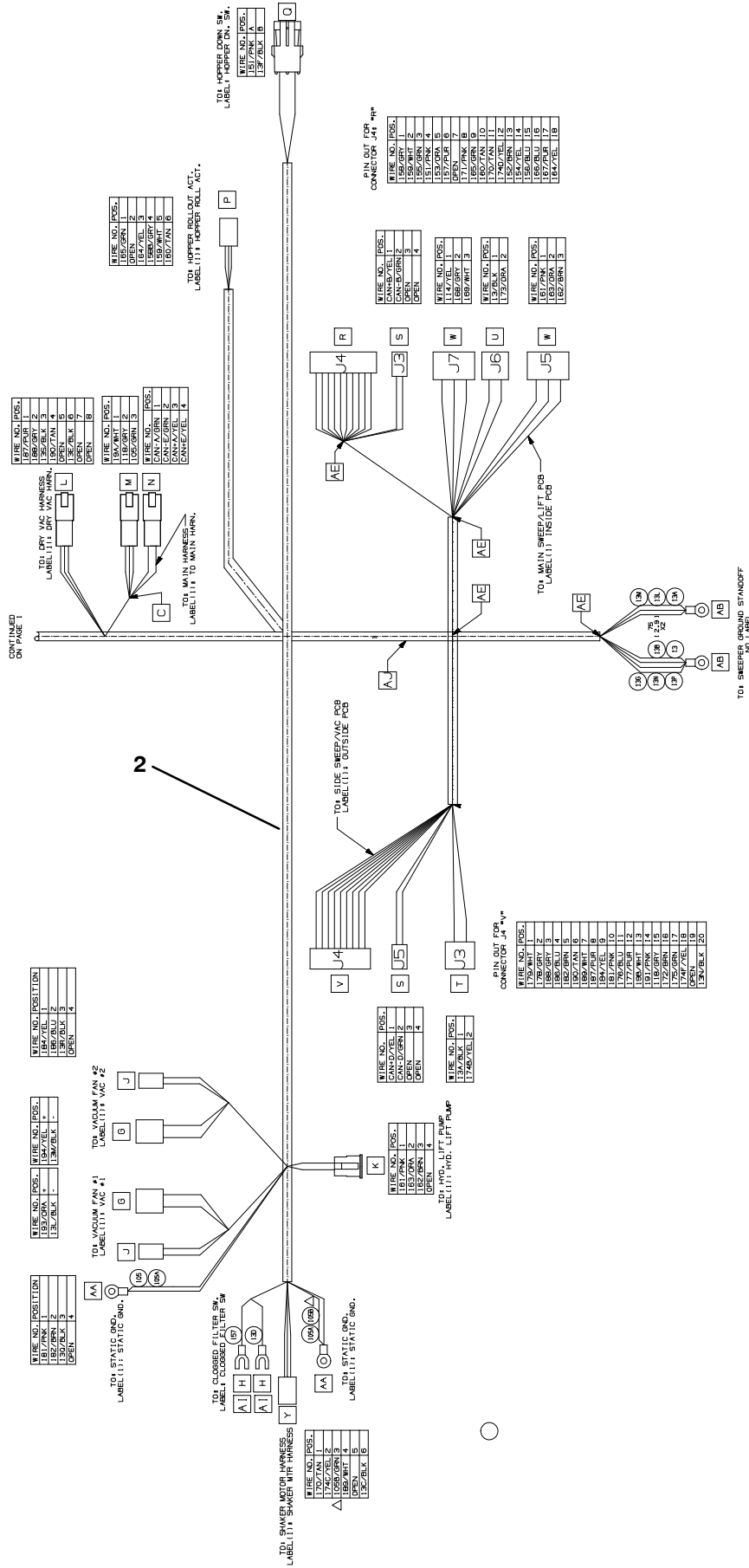


Fig. 51 – Wire Harnesses Group

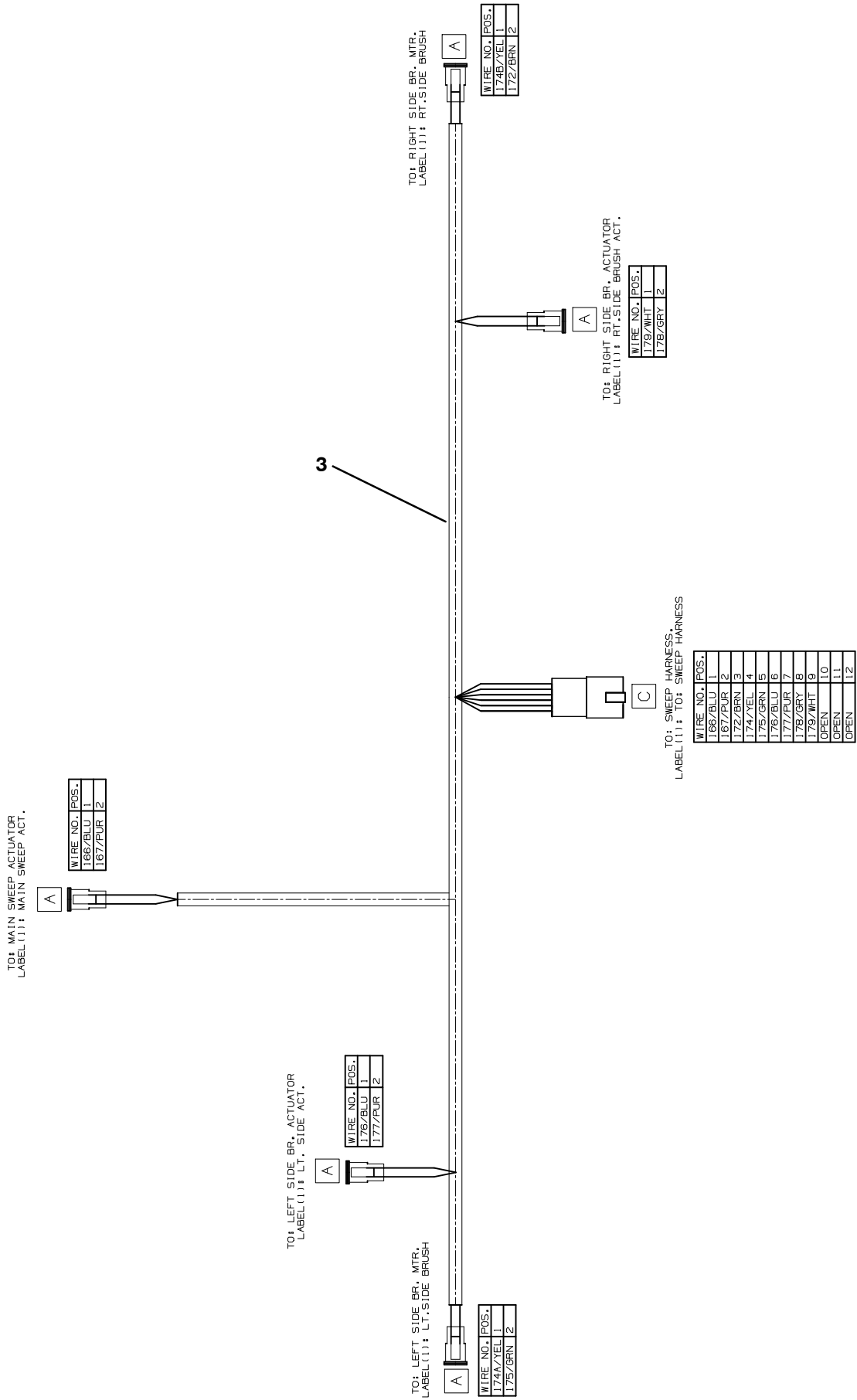


Fig. 51 - Wire Harness Group

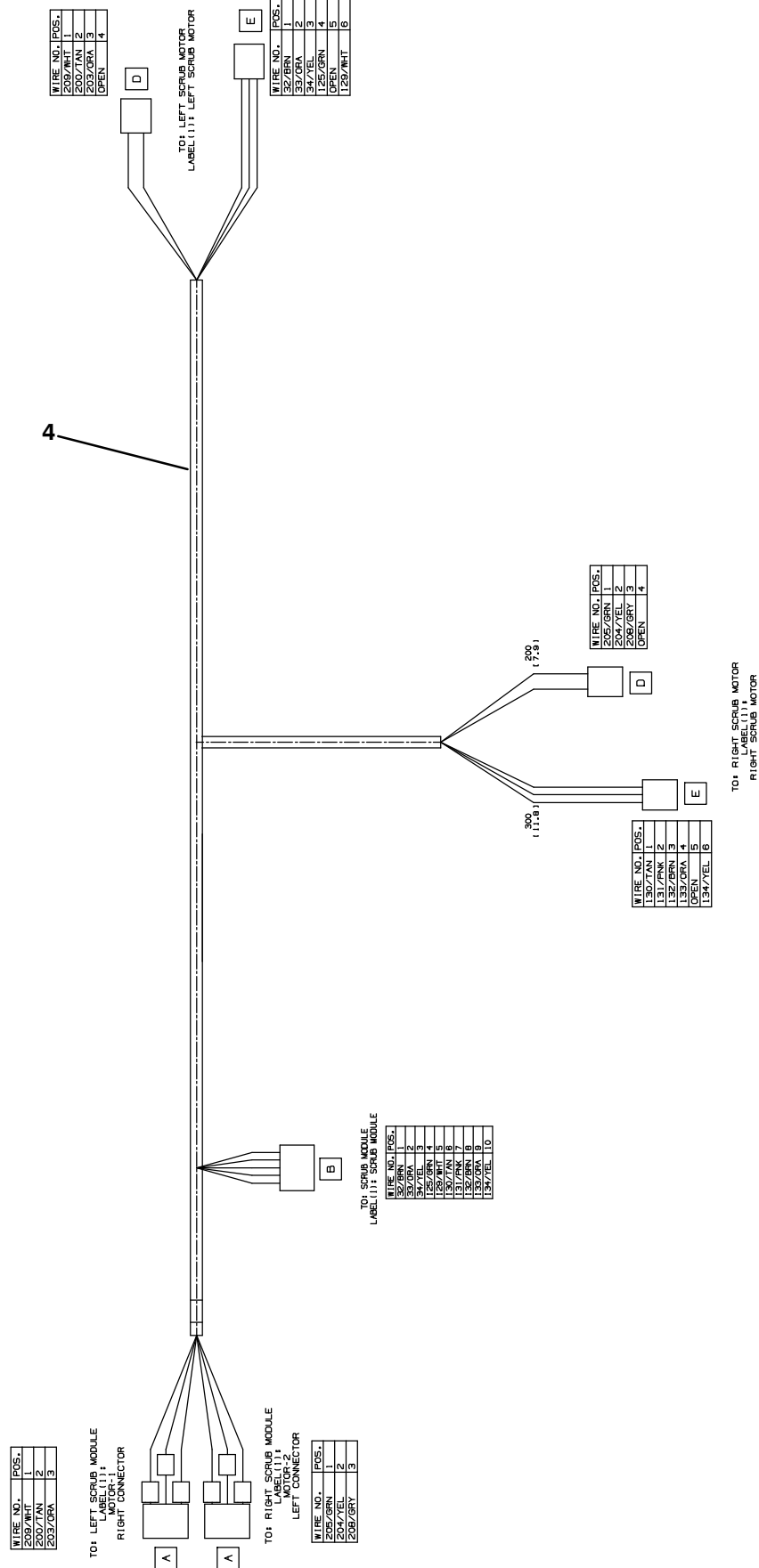
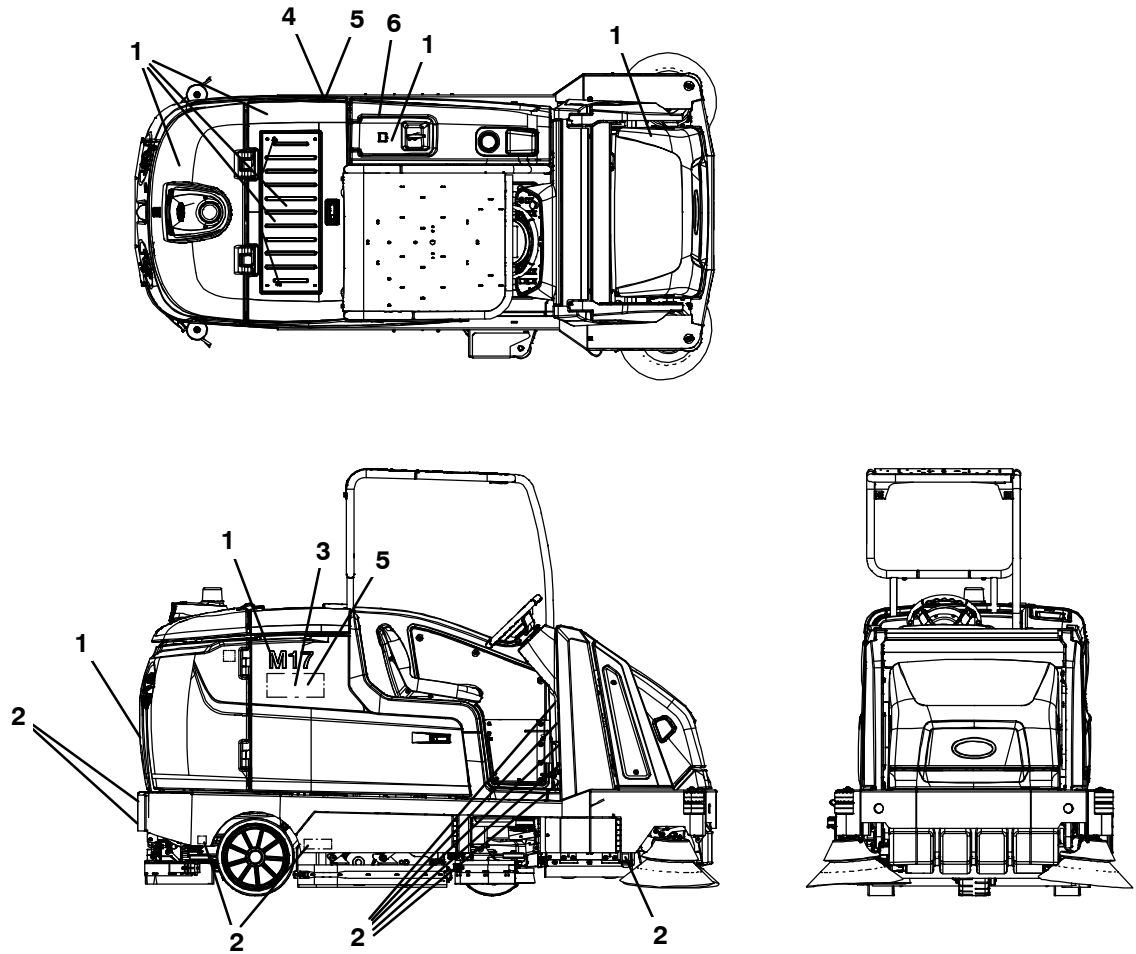


Fig. 51 - Wire Harnesses Group

Ref.	Part No.	Serial Number	Description	Qty.
1	1074597	(000000-) Harness, Ele, Main [M17]	1
2	1074602	(000000-) Harness, Ele [Sweep, M17]	1
3	1074940	(000000-) Harness, Ele [Side Sweep, M17]	1
4	1074103	(000000-) Harness, Ele, Scrub Motors [T17, Ferrite]	1

Fig. 52 – Label Group



356656

Ref.	Part No.	Serial Number	Description	Qty.
1	1225464	(000000–)	Label Set, Info/Hzrd, Pyc [T17/M17]	1
1	1225466	(000000–)	Label Set, Info/Hzrd, Pyc, Tj [T17/M17]	1
2	1225465	(000000–)	Label Set, Info/Hzrd, Vyl [T17/M17]	1
2	1225467	(000000–)	Label Set, Info/Hzrd, Vyl, Tj [T17/M17]	1
3	1062813	(000000–)	Label, Logo, 12.3l 4color [Ec–H2o]	1
4	1064440	(000000–)	Label, Logo, 12.3l 4color [Ec–H2o]	1
5	1065343	(000000–)	Label, Logo, 05.75l 2color [Es]	1
6	1050003	(000000–)	Label [Userm Attention, ec–H20]	1

SECTION 3

Contents	Page
Fig. 1 – Headlight Group	3-2
Fig. 2 – Strobe Light and Backup Alarm Kit	3-4
Fig. 3 – Strobe Light Kit, Overhead Guard	3-6
Fig. 4 – Overhead Guard Group	3-8
Fig. 5 – Scrubbing Side Brush Lift Group	3-10
Fig. 6 – Scrubbing Side Brush Motor and Squeegee Group	3-12
Fig. 7 – Scrubbing Side Brush Mount Group ...	3-14
Fig. 8 – Scrubbing Side Brush Solution Supply Group	3-16
Fig. 9 – Scrubbing Side Brush Electrical Group .	3-18
Fig. 10 – Scrubbing Side Brush Wire Harness Group	3-20
Fig. 11 – Pre-Filter Pressure Switch Group	3-22
Fig. 12 – Auto Fill Group	3-24
Fig. 13 – ES Auto Fill Group	3-26
Fig. 14 – ES Pump Group	3-28
Fig. 15 – ES Detergent Metering / Severe Environment Group	3-30
Fig. 16 – ec-H2O Solution Pump Group	3-32
Fig. 17 – ec-H2O solution Supply Group, Side Brush	3-34
Fig. 18 – ec-H2O Wire Harness Group	3-36
Fig. 19 – Spray Nozzle Group	3-38
Fig. 20 – Vacuum Wand Kit	3-40
Fig. 21 – Squeegee Guard Group	3-42
Fig. 22 – Positive Solution Control Drain Group .	3-44
Fig. 23 – Telemetry Group	3-46
Fig. 24 – Battery Slide Out Group	3-48
Fig. 25 – Battery and Charger Group, 510AH ..	3-50
Fig. 26 – Battery and Charger Group, 750AH ..	3-52
Fig. 27 – Battery and Charger Group, 930AH ..	3-54
Fig. 28 – Battery and Charger Group, 930AH, Opportunity Charging	3-56
Fig. 29 – Fire Extinguisher Kit	3-57
Fig. 30 – Transport Group	3-58
Fig. 31 – Documentation Group	3-60

Fig. 1 - Headlight Group

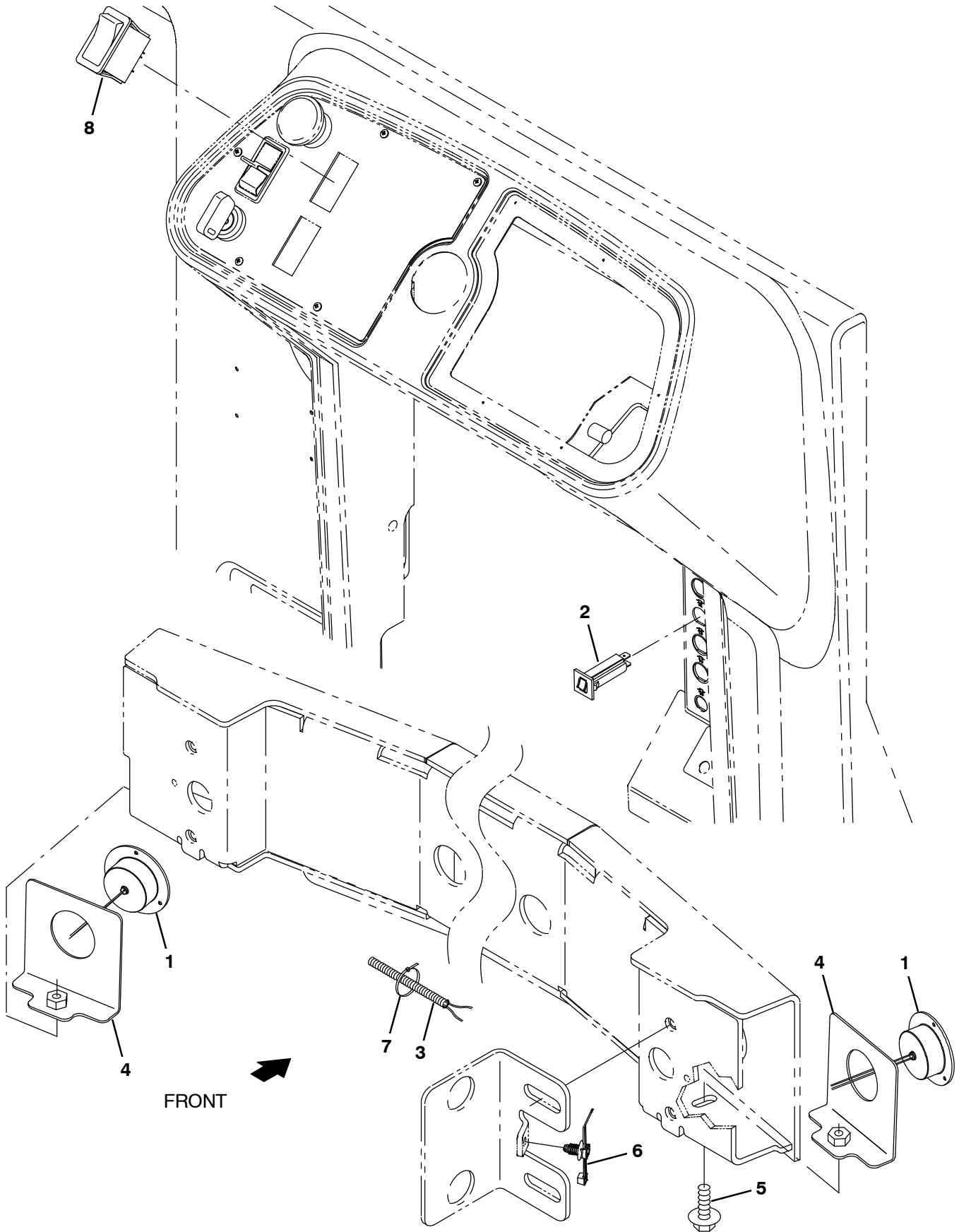


Fig. 1 – Headlight Group

Ref.	Part No.	Serial Number	Description	Qty.
1	9008182	(000000–) Light Assy, Pre–Sweep, Afrmkt	2
2	1064184	(000000–) Circuitbreaker, 02.5a, Resetable	1
3	1074672	(000000–) Harness, Ele [Headlights, M17]	1
4	1218994	(000000–) Bracket Wldt, Housing, Headlight	2
5	1037346	(000000–) Screw, Hex, M8 X 1.25 X 25, 9.8, Sems	2
6	1210807	(000000–) Wire, Tie [W/.25" Fir Tree Clip]	3
7	763114	(000000–) Tie, Cable, 11.3l, 2.75d Max	2
8	377084	(000000–) Switch, Rocker, Prgrsv	1

Fig. 2 – Strobe Light and Backup Alarm Kit

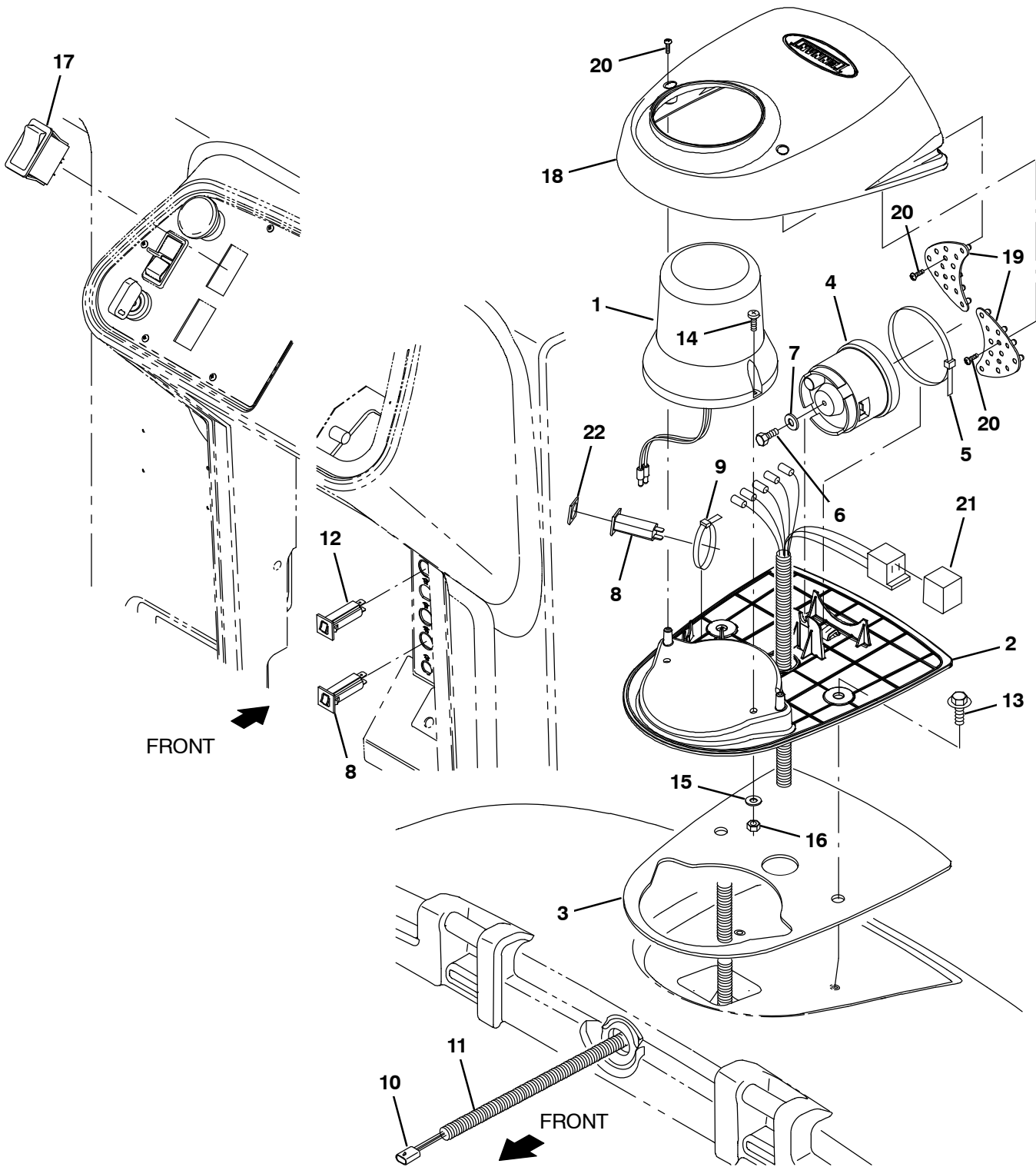


Fig. 2 – Strobe Light and Backup Alarm Kit

Ref.	Part No.	Serial Number	Description	Qty.
▽	9020109	(000000–) Light Kit, Strobe, Module CI [T17]	1
▲▽	1 83159	(000000–) Light, Strobe, Amb, 12–48vdc, Rwk	1
▲▲	9000845	(000000–) Lamp, Bulb, Strobe	1
▲▲	9000879	(000000–) Lens, Amb, F/ Revl / Flasher	1
▲	2 1059938	(000000–) Base, Module, Light	1
▲	3 1063263	(000000–) Gasket, Base, Module	1
▲	4 1058694	(000000–) Alarm, Backup, 12–48vdc, Adj	1
▲	5 49263	(000000–) Tie, Cable, Nyl, 11.4l .19w 3.0 Max D	1
▲	6 19315	(000000–) Screw, Hex, .25–20 X 0.50, G5	1
▲	7 32483	(000000–) Washer, Flat, 0.25, Sae	1
▲	8 1064184	(000000–) Circuitbreaker, 02.5a, Resetable	2
▲	9 49266	(000000–) Tie, Cable, Nyl, 07.3l .19w 1.8 Max D	1
▲	10 1056979	(000000–) Harness, Wire, Alarm / Light [T16]	1
▲	11 48258	(000000–) Sleeve, Vyl, Flex, .23ld	1
▲	12 1064188	(000000–) Circuitbreaker, 15.0a, Resetable	1
▲	13 1020341	(000000–) Screw, Hex, M8 X 1.25 X 20, Ss, Sems	2
▲	14 06933	(000000–) Screw, Pan, Phl, M5 X 0.80 X 16, 4.8	2
▲	15 19066	(000000–) Washer, Flat, 0.25b 0.56d .05, Pl, 10	2
▲	16 06549	(000000–) Nut, Hex, Lock, M5 X 0.80, NI	2
▲	17 377084	(000000–) Switch, Rocker, Prgrsv	1
▲	18 1062106	(000000–) Cover, Module, Light	1
▲	19 1059342	(000000–) Light Assy, Led	1
▲	20 222267	(000000–) Screw, Pan, Phl, 06–20 X 0.50, Fmg/Ab	6
▲	21 398526	(000000–) Relay, 36Vdc, 005A, Spdt No [Greenwich]	1
▲	22 1064191	(000000–) Boot, Circuitbreaker	1
	1027798	(000000–) Lens, Red, F/ Revl / Flasher	1
	1027800	(000000–) Lens, Blu, F/ Revl / Flasher	1

Fig. 3 – Strobe Light Kit, Overhead Guard

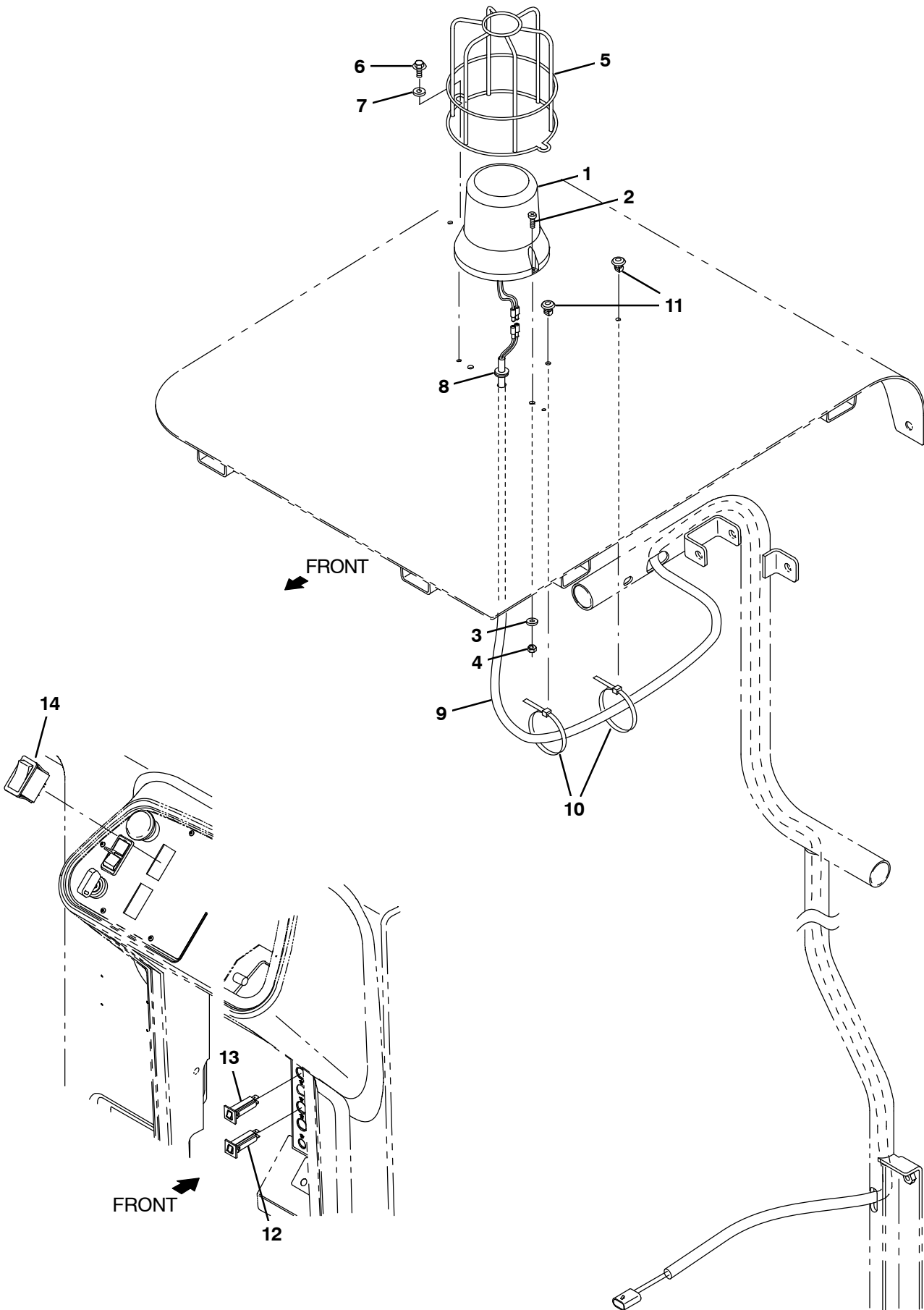


Fig. 3 – Strobe Light Kit, Overhead Guard

	Ref.	Part No.	Serial Number	Description	Qty.
▽		9020107	(000000-) Light Kit, Strobe, Ohg, Ci [T17]	1
▲▽	1	83159	(000000-) Light, Strobe, Amb, 12-48vdc, Rwk	1
▲▲		9000845	(000000-) Lamp, Bulb, Strobe	1
▲▲		9000879	(000000-) Lens, Amb, F/ Revl / Flasher	1
▲	2	06933	(000000-) Screw, Pan, Phl, M5 X 0.80 X 16, 4.8	2
▲	3	19066	(000000-) Washer, Flat, 0.25b 0.56d .05, Pl, 10	2
▲	4	06549	(000000-) Nut, Hex, Lock, M5 X 0.80, NI	2
▲	5	1039392	(000000-) Guard, Light, Revl / Strobe	1
▲	6	74455	(000000-) Screw, Hex, M6 X 1.00 X 12, Fmg	2
▲	7	32490	(000000-) Washer, Flat, 0.25, Std	2
▲	8	10632-2	(000000-) Grommet, Rbr, 0.62id, F/0.9h, .12 Matl	1
▲	9	1069746	(000000-) Harness, Ele, Ohg [T12]	1
▲	10	130773	(000000-) Tie, Cable, Nyl, 11.0l, .14w, 3.0 Max. D	3
▲	11	1071085	(000000-) Clip, Tie, 0.25d, Plstc	3
▲	12	1064184	(000000-) Circuitbreaker, 02.5a, Resetable	2
▲	13	1064188	(000000-) Circuitbreaker, 15a, Resetable	1
▲	14	377084	(000000-) Switch, Rocker, Prgrsv	1
		1027798	(000000-) Lens, Red, F/ Revl / Flasher	1
		1027800	(000000-) Lens, Blu, F/ Revl / Flasher	1

Fig. 4 - Overhead Guard Group

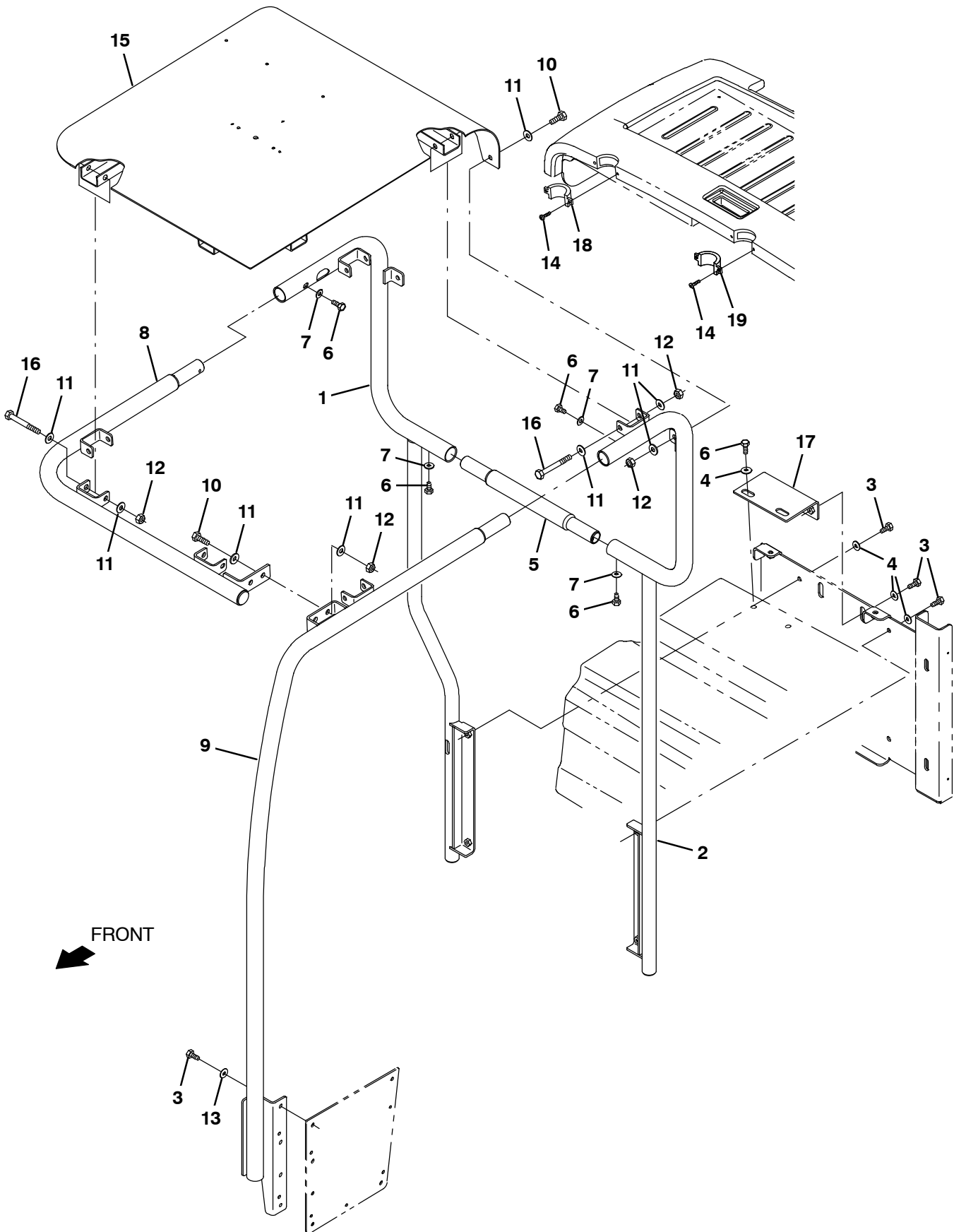


Fig. 4 – Overhead Guard Group

Ref.	Part No.	Serial Number	Description	Qty.
1	1204974	(000000–) Tube Wldt, Ohg, Rh	1
2	1204926	(000000–) Tube Wldt, Ohg, Lh	1
3	12273	(000000–) Screw, Hex, M8 X 1.25 X 20, NI, Ss	10
4	1017218	(000000–) Washer, Flat, 0.32B 1.00D .12, Ss	8
5	1208128	(000000–) Tube, Ohg, Middle, Rear	1
6	49826	(000000–) Screw, Hex, M8 X 1.25 X 16, NI, Ss	6
7	39349	(000000–) Washer, Flat, 0.31, Sae	4
8	1207444	(000000–) Tube Wldt, Front	1
9	1207725	(000000–) Tube Wldt, Guard, Lh, Front	1
10	03192	(000000–) Screw, Hex, M10 X 1.50 X 30, 8.8	4
11	01686	(000000–) Washer, Flat, 0.44b 1.00d .08, Ss	20
12	41430	(000000–) Nut, Hex, Lock, M10 X 1.5, NI	10
13	01685	(000000–) Washer, Flat, 0.38b 0.88d .08, Ss	4
14	1060103	(000000–) Screw, Pan, Phl, 08–16 X 1.13, F/ Plstc	4
15	1204972	(000000–) Guard Wldt, Top, Ohg	1
16	03193	(000000–) Screw, Hex, M10 X1.50 X 90, 8.8	6
17	1209915	(000000–) Bracket Wldt, Mtg, Ohg	1
18	1208710	(000000–) Cover, Ohg, Trim, Rh	1
19	1208714	(000000–) Cover, Ohg, Trim, Lh	1

Fig. 5 - Scrubbing Side Brush Lift Group

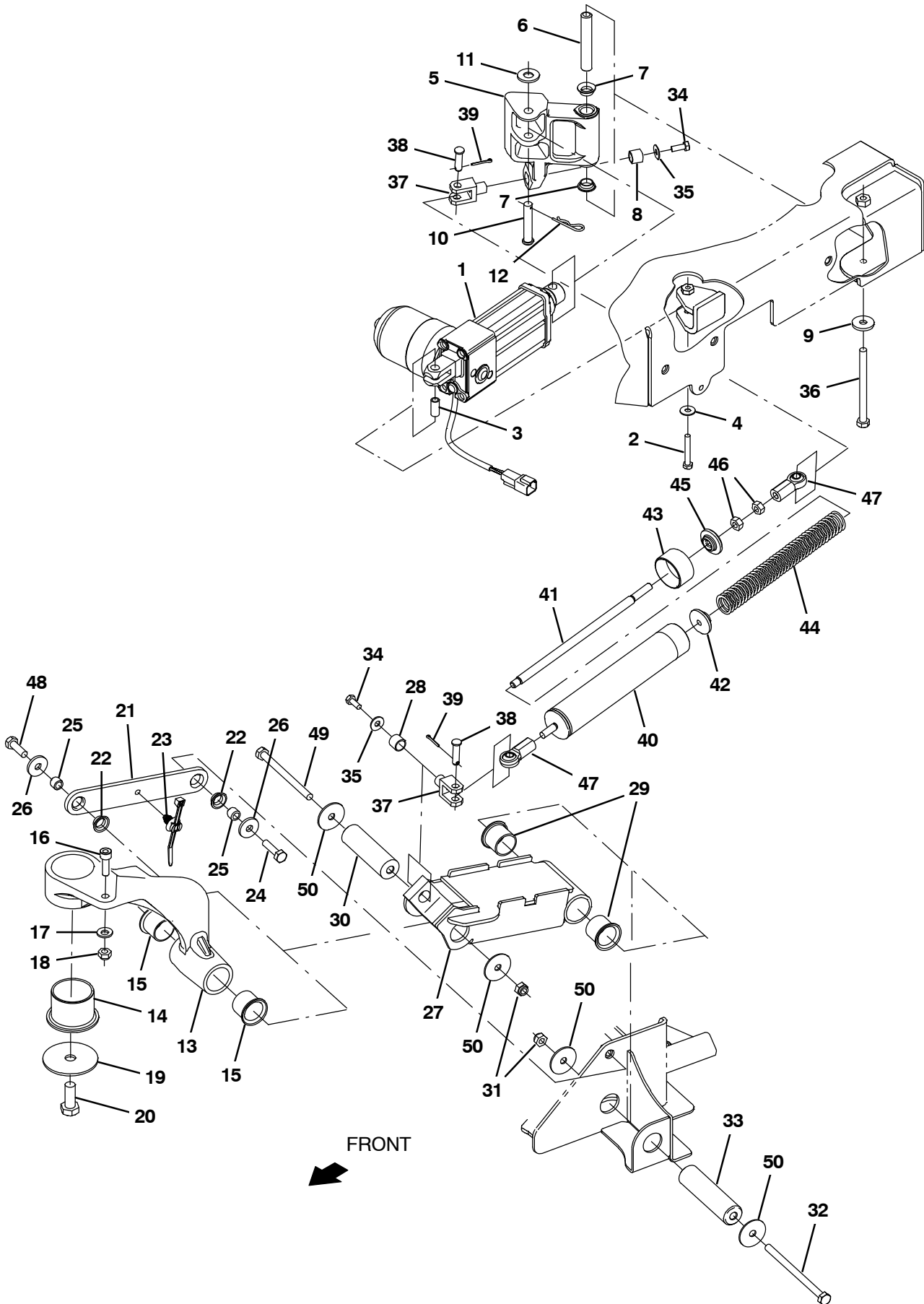


Fig. 5 – Scrubbing Side Brush Lift Group

Ref.	Part No.	Serial Number	Description	Qty.	
1	1201500	(000000–)	Actuator, 36vdc, 2.75strk, 450lb	1	
2	33930	(000000–)	Screw, Hex, M6 X 1.00 X 40, Ss	1	
3	1206722	(000000–)	Sleeve, P/M, 0.25b 0.38d 0.8l	1	
4	01684	(000000–)	Washer, Flat, 0.27b 0.69d .05, Ss	1	
▽	9015051	(000000–)	Pivot Arm Kit, Act, Sba, Afmkt [M17]	1	
▲	5	1216279	(000000–)	Arm, Lift, Actuator, Mach	1
▲	6	1206723	(000000–)	Sleeve, P/M, 0.32b 0.50d 3.03l	1
▲	7	1054662	(000000–)	Bushing, Flng, 0.50b 0.59d 0.25l	2
▲	8	63233	(000000–)	Bushing, Sleeve, 0.50b 0.59d 0.50l, Bnz	1
9	1017218	(000000–)	Washer, Flat, 0.32b 1.00d .12, Ss	1	
10	29584	(000000–)	Pin, Clevis, 0.37d X 2.00l	1	
11	01686	(000000–)	Washer, Flat, 0.44b 1.00d .08, Ss	1	
12	44906	(000000–)	Pin, Cotter, Hair, 0.38d .093 Wir	1	
▽	9015052	(000000–)	Pivot Arm Kit, Sba, Afmkt [M17]	1	
▲	13	1216252	(000000–)	Arm, Pivot, Mach	1
▲	14	1201101	(000000–)	Bushing, Flng, 1.75b 1.94d 1.50l	1
▲	15	54618	(000000–)	Bushing, Flng, 1.00b 1.13d 1.00l	2
▲	16	39308	(000000–)	Screw, Soc, M8 X 1.25 X 25, 12.9	1
▲	17	763041	(000000–)	Washer, Flat, Belleville, M8	1
▲	18	08713	(000000–)	Nut, Hex, Lock, M8 X 1.25, NI, Ss	1
19	1200634	(000000–)	Washer, Flat, 0.48b 2.50d .12, Ss	1	
20	12309	(000000–)	Screw, Hex, M12 X 1.75 X 30, Ss	1	
▽	9015053	(000000–)	Link Kit, Upper, Sba, Afmkt [M17]	1	
▲	21	1216257	(000000–)	Link, Upper	1
▲	22	1054662	(000000–)	Bushing, Flng, 0.50b 0.59d 0.25l	2
23	1210807	(000000–)	Wire, Tie [W/.25" Fir Tree Clip]	1	
24	09011	(000000–)	Screw, Hex, M8 X 1.25 X 30, Ss	1	
25	1207656	(000000–)	Sleeve, P/M, 0.32b 0.50d 0.4l [430ss]	2	
26	1017218	(000000–)	Washer, Flat, 0.32b 1.00d .12, Ss	2	
▽	9015054	(000000–)	Channel Assy, Lift, Sba, Afmkt [M17]	1	
▲	27	1216256	(000000–)	Channel Wldt, Link	1
▲	28	63233	(000000–)	Bushing, Sleeve, 0.50b 0.59d 0.50l, Bnz	1
▲	29	54618	(000000–)	Bushing, Flng, 1.00b 1.13d 1.00l	2
30	1210581	(000000–)	Pin, Pivot, Sba	1	
31	08713	(000000–)	Nut, Hex, Lock, M8 X 1.25, NI, Ss	2	
32	1210312	(000000–)	Screw, Hex, M8 X 1.25 X 120, Ss	1	
33	1209678	(000000–)	Pin, Pivot, Sba	1	
34	06942	(000000–)	Screw, Hex, M6 X 1.00 X 16, 8.8	2	
35	01684	(000000–)	Washer, Flat, 0.27b 0.69d .05, Ss	2	
36	386299	(000000–)	Screw, Hex, M8 X 1.25 X 100, Ss	1	
37	1217005	(000000–)	Clevis, Rotation, 0.31pin, M6x1.0	2	
38	04743	(000000–)	Pin, Clevis, 0.31d X 1.12l	2	
39	39005	(000000–)	Pin, Cotter, .094 X 0.75	2	
▽	9015055	(000000–)	Spring Assy, Replmt, Afmkt [M17]	1	
▲	40	1216310	(000000–)	Tube Wldt, Spring	1
▲	41	1216313	(000000–)	Rod, Thr, 2 End, M8 X 1.25 09.1l	1
▲	42	1216314	(000000–)	Support, Spring	1
▲	43	1200863	(000000–)	Retainer, Spring	1
▲	44	1218129	(000000–)	Spring, Cmpr, 1.05od .14wir 10.3l	1
▲	45	1216315	(000000–)	Washer, Guide	1
▲	46	39311	(000000–)	Nut, Hex, Std, M8 X 1.25	3
▲	47	1217598	(000000–)	Rod-End, M8 X 1.25rh Fem 8mmb	2
48	12333	(000000–)	Screw, Hex, M8 X 1.25 X 25, Ss, NI	1	
49	386299	(000000–)	Screw, Hex, M8 X 1.25 X 100, Ss	1	
50	1011719	(000000–)	Washer, Flat, 0.33b 1.38d .08, Ss	4	

Fig. 6 – Scrubbing Side Brush Motor and Squeegee Group

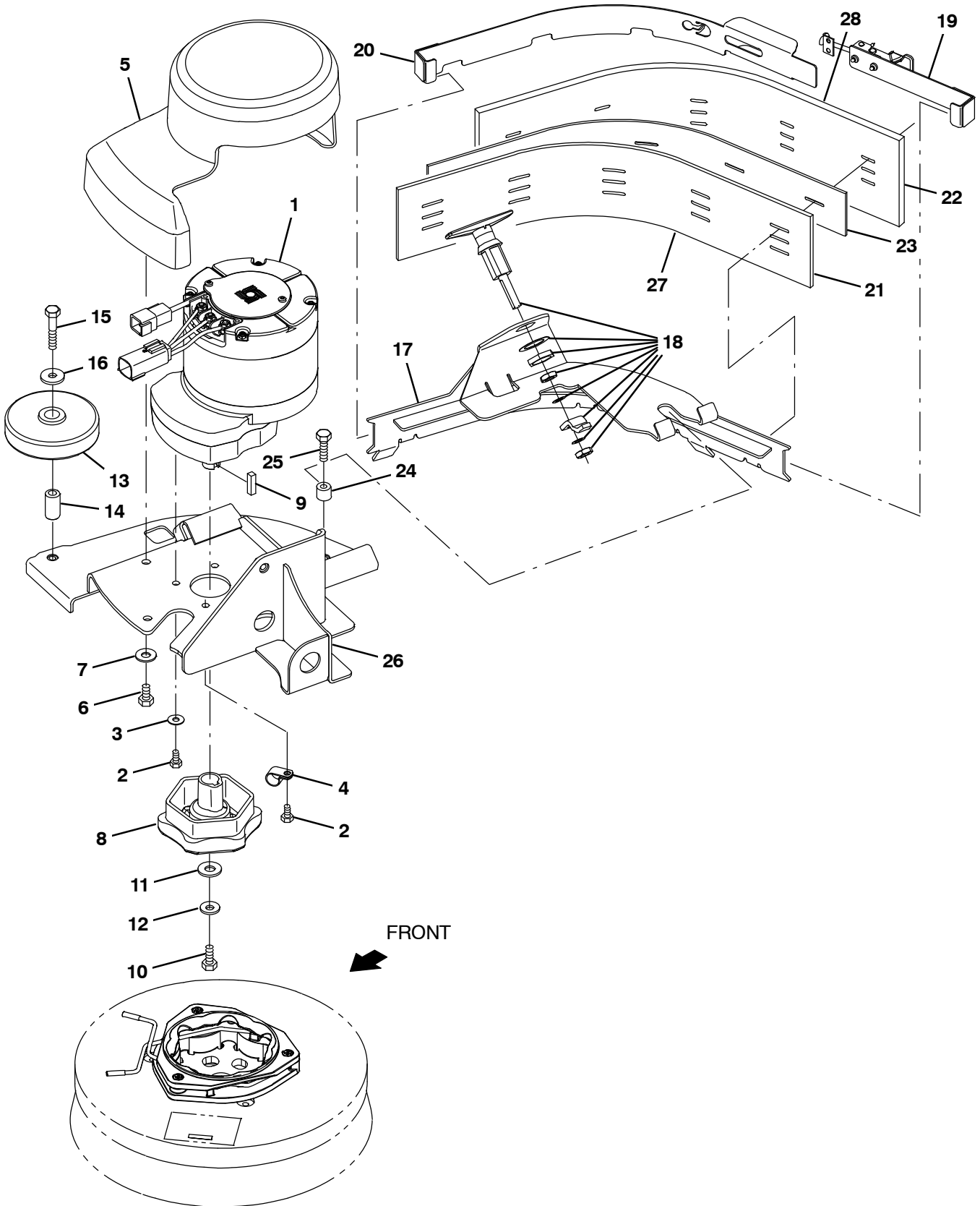


Fig. 6 – Scrubbing Side Brush Motor and Squeegee Group

Ref.	Part No.	Serial Number	Description	Qty.	
1	1206475	(000000–) Motor, Ele, 36 Vdc, 350 Rpm 1.25 Hp Gear	1	
2	11635	(000000–) Screw, Hex, M6 X 1.00 X 12, NI, Ss	4	
3	01684	(000000–) Washer, Flat, 0.27b 0.69d .05, Ss	3	
4	26395–1	(000000–) Clamp, Cable, Stl, 0.56d X 0.38w, 1hole	1	
5	9020217	(000000–) Cover, Motor, Sba, Afrmkt [T17]	1	
6	15675	(000000–) Screw, Hex, M8 X 1.25 X 16, Ss	2	
7	01685	(000000–) Washer, Flat, 0.38b 0.88d .08, Ss	2	
8	377364	(000000–) Hub, Drive, Brush, Disk, 0.75b [6t]	1	
9	00928	(000000–) Key, Sq, 0.25 X 0.25, 1.00l	1	
10	12273	(000000–) Screw, Hex, M8 X 1.25 X 20, NI, Ss	1	
11	01686	(000000–) Washer, Flat, 0.44b 1.00d .08, Ss	1	
12	41186	(000000–) Washer, Flat, Belleville, .31	1	
13	363162	(000000–) Wheel, 04.0d 0.89w 0.64b	1	
14	363301	(000000–) Sleeve, P/M, 0.34b 0.63d 1.2l, Bnz	1	
15	222505	(000000–) Screw, Hex, M8 X 1.25 X 45, Ss	1	
16	1017218	(000000–) Washer, Flat, 0.32b 1.00d .12, Ss	1	
▽	9015056	(000000–) Squeegee Assy, Sba, Afrmkt [M17]	1	
▲	17	1216303	(000000–) Bracket Wldt, Sqge, Sba	1
▲	18	1201149	(000000–) Latch, Compression, Sqge, Sba	1
▲	19	1223001	(000000–) Retainer Wldt, Sqge, Sba	1
▲	20	1216323	(000000–) Retainer Wldt, Sqge, Sba	1
▲	21	1216319	(000000–) Blade, Sqge, Sba, Inner [Linard]	1
▲	22	1216321	(000000–) Blade, Sqge, Sba, Linatex	1
▲	23	1216320	(000000–) Spacer, Blade	1
24	80409	(000000–) Sleeve, P/M, 0.34b 0.63d 0.6l, Bnz	1	
25	09011	(000000–) Screw, Hex, M8 X 1.25 X 30, Ss	1	
26	1216300	(000000–) Bracket Wldt, Deck	1	
27	1224935	(000000–) Blade, Sqge, Sba, Inner, Urethane	1	
27	1224938	(000000–) Blade, Sqge, Sba, Inner, Gum	1	
28	1224933	(000000–) Blade, Sqge, Sba, Urethane	1	
28	1224934	(000000–) Blade, Sqge, Sba, Gum	1	

Fig. 7 – Scrubbing Side Brush Mount Group

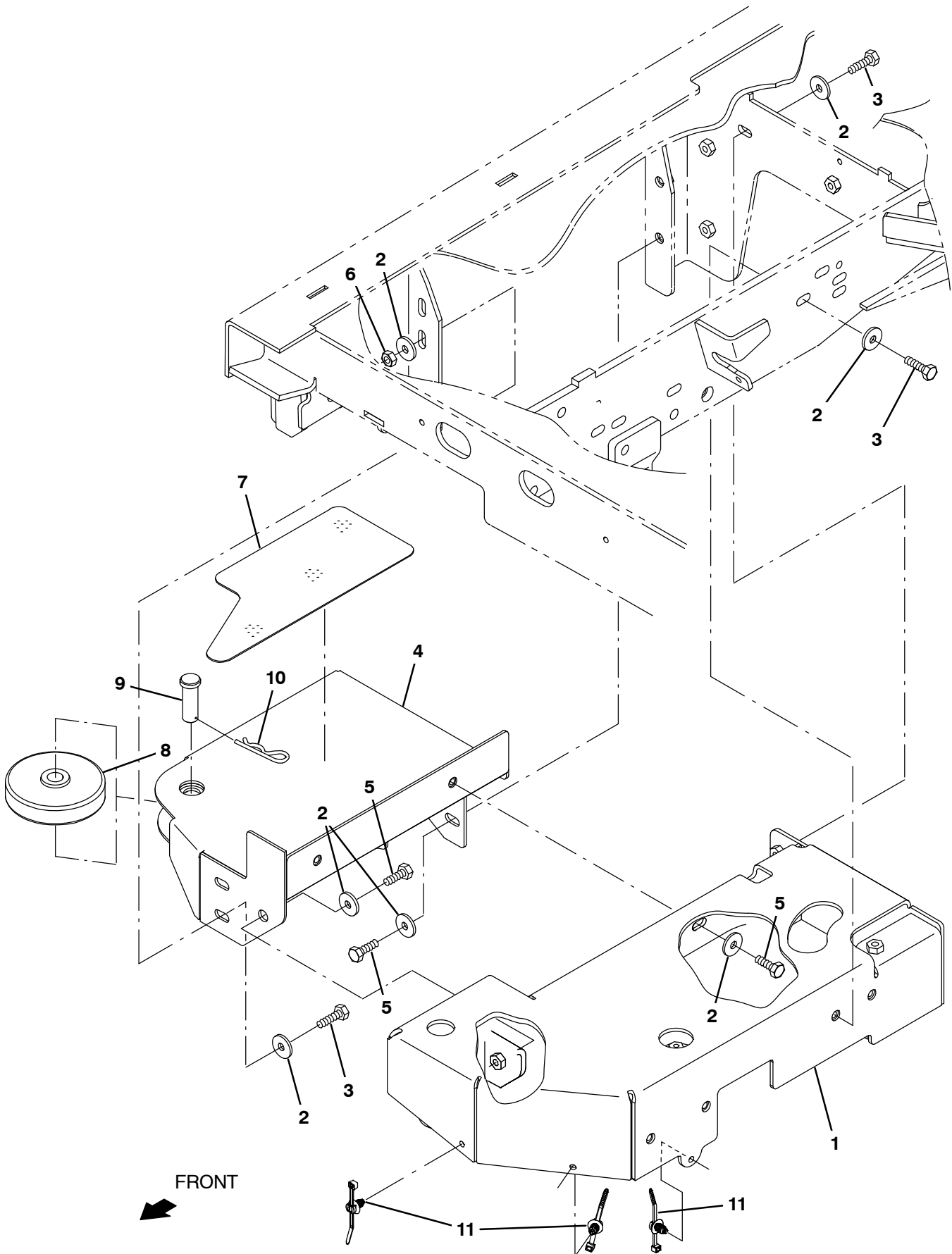


Fig. 7 – Scrubbing Side Brush Mount Group

Ref.	Part No.	Serial Number	Description	Qty.
1	1216258	(000000–) Cover Wldt, Sba	1
2	1017218	(000000–) Washer, Flat, 0.32b 1.00d .12, Ss	14
3	09011	(000000–) Screw, Hex, M8 X 1.25 X 30, Ss	7
4	1216293	(000000–) Bracket Wldt, Step, Sba	1
5	09010	(000000–) Screw, Hex, M8 X 1.25 X 25, Ss	5
6	08713	(000000–) Nut, Hex, Lock, M8 X 1.25, NI, Ss	2
7	1218279	(000000–) Tread, Non–Skid–Step, 7.0w 11.2l, Sba	1
8	363162	(000000–) Wheel, 04.0d 0.89w 0.64b	1
9	1207866	(000000–) Pin, Clevis, 0.625d X 1.75l	1
10	55094	(000000–) Pin, Cotter, Hair, 0.75d .148 Wir	1
11	1210807	(000000–) Wire, Tie [W/.25" Fir Tree Clip]	3

Fig. 8 – Scrubbing Side Brush Solution Supply Group

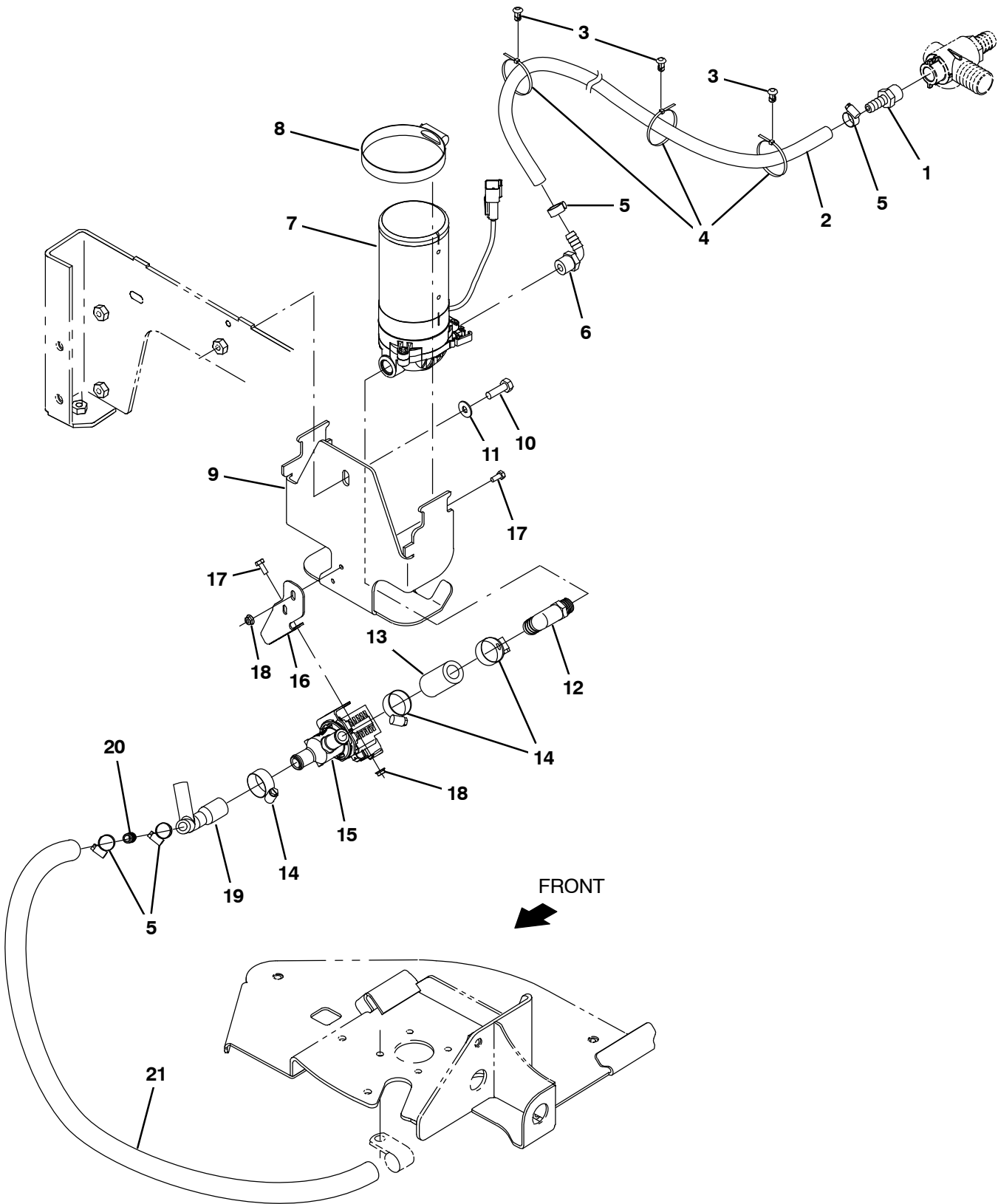


Fig. 8 – Scrubbing Side Brush Solution Supply Group

Ref.	Part No.	Serial Number	Description	Qty.
1	150538	(000000–) Fitting, Plstc, Str, Bm06/Pm06	1
2	1006400	(000000–) Hose, Afmkt, Pvc, Brd, 0.38id, 03ft, Clr	1
3	1071085	(000000–) Clip, Tie, 0.25d, Plstc	3
4	130773	(000000–) Tie, Cable, Nyl, 11.0l, .14w, 3.0 Max. D	3
5	43844	(000000–) Clamp, Hose, Wormdrive, 0.25–0.62d, .31w	4
6	1005630	(000000–) Fitting, Plstc, E90, Bm06/Pm06, Nyl	1
7	1200328	(000000–) Pump, Soltn, Ele, 36vdc, 60psi	1
8	43555	(000000–) Clamp, Hose, Wormdrive, 2.62–3.50d	1
9	1221952	(000000–) Bracket, Pump	1
10	09010	(000000–) Screw, Hex, M8 X 1.25 X 25, Ss	1
11	32490	(000000–) Washer, Flat, 0.25, Std	1
12	1208433	(000000–) Fitting, Plstc, E90, Bm10/Pm06	1
13	1015025	(000000–) Hose, Afmkt, Pvc, Brd, 0.62id, 02ft, Clr	1
14	63810	(000000–) Clamp, Hose, Wormdrive, 0.56–1.06d, .56w	3
15	1054795	(000000–) Valve, Water, Solenoid, 36vdc Bm12/Bm12	1
16	1208434	(000000–) Bracket, Mount, Sba Valve	1
17	09738	(000000–) Screw, Hex, M5 X 0.80 X 12, Ss	4
18	07789	(000000–) Nut, Hex, Flng, M5 X 0.80	4
19	1208432	(000000–) Manifold, Sba	1
20	20950	(000000–) Fitting, Plstc, Str, Bm06/Bm06	1
21	1014976	(000000–) Hose, Afmkt, Pvc, Brd, 0.38id, 08ft, Clr	1

Fig. 9 – Scrubbing Side Brush Electrical Group

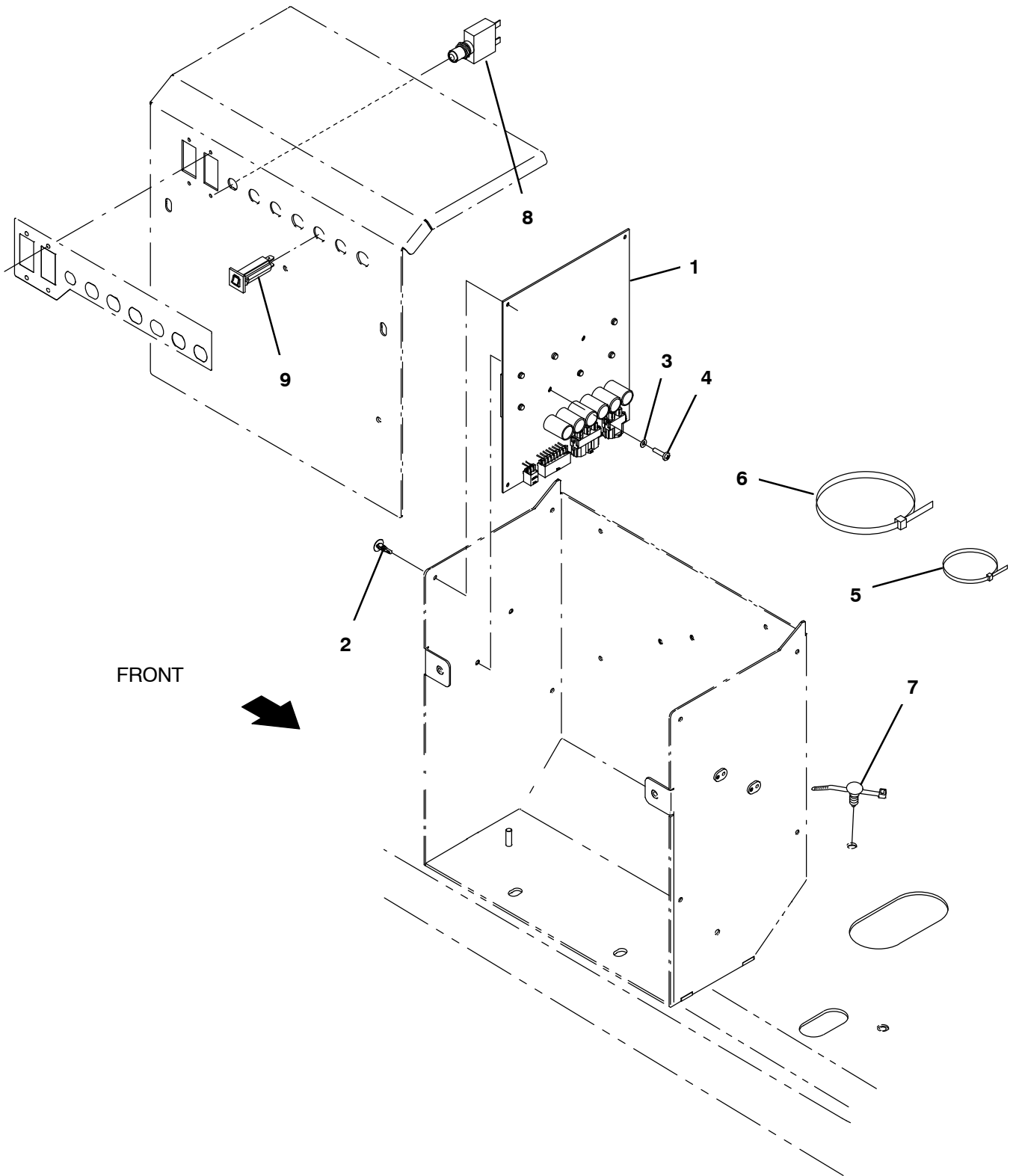


Fig. 9 – Scrubbing Side Brush Electrical Group

	Ref.	Part No.	Serial Number	Description	Qty.
▽	1	9020230	(000000–) Circuit Board Kit, Sba, Afmkt [T17]	1
▲	2	1210399	(000000–) Stand-Off, Circuitboard [0.25"]	4
	3	1202860	(000000–) Washer, Flat, 0.17b 0.31d .03, Nyl	2
	4	06926	(000000–) Screw, Pan, Phl, M4 X 0.70 X 10, 4.8	2
	5	763114	(000000–) Tie, Cable, 11.3l, 2.75d Max	3
	6	222809	(000000–) Tie, Cable, Nyl, 29.8l .30w 9.0 Max D	1
	7	1210807	(000000–) Wire, Tie [W/.25" Fir Tree Clip]	7
	8	383726	(000000–) Circuitbreaker, 35.0a, Resetable	1
	9	1064184	(000000–) Circuitbreaker, 02.5a, Resetable	1

Fig. 10 – Scrubbing Side Brush Wire Harness Group

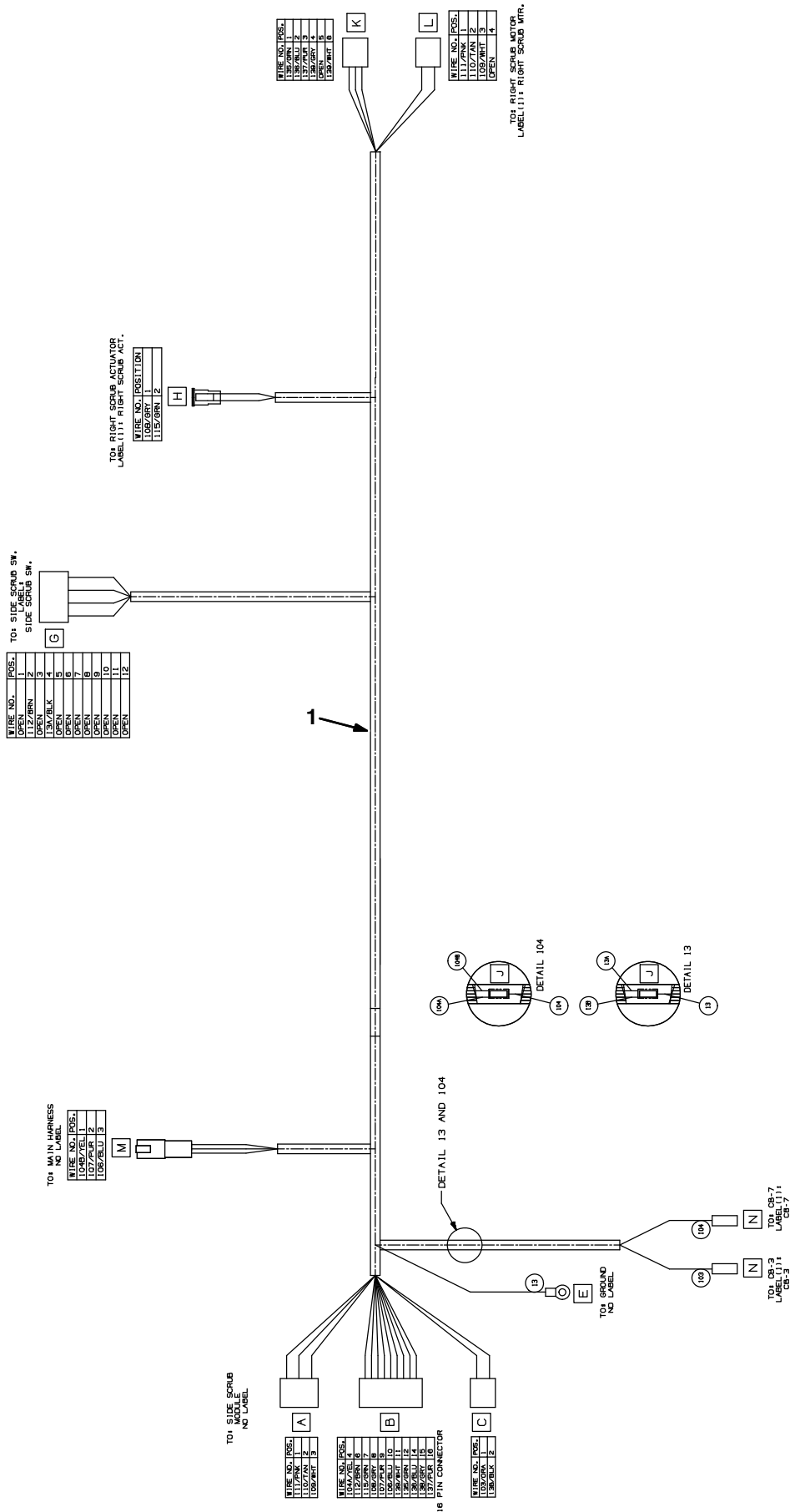


Fig. 10 – Scrubbing Side Brush Wire Harness Group

Ref.	Part No.	Serial Number	Description	Qty.
1	1072999	(000000-) Harness, Ele [Side Scrub, T17]	1

Fig. 11 - Pre-Filter Pressure Switch Group

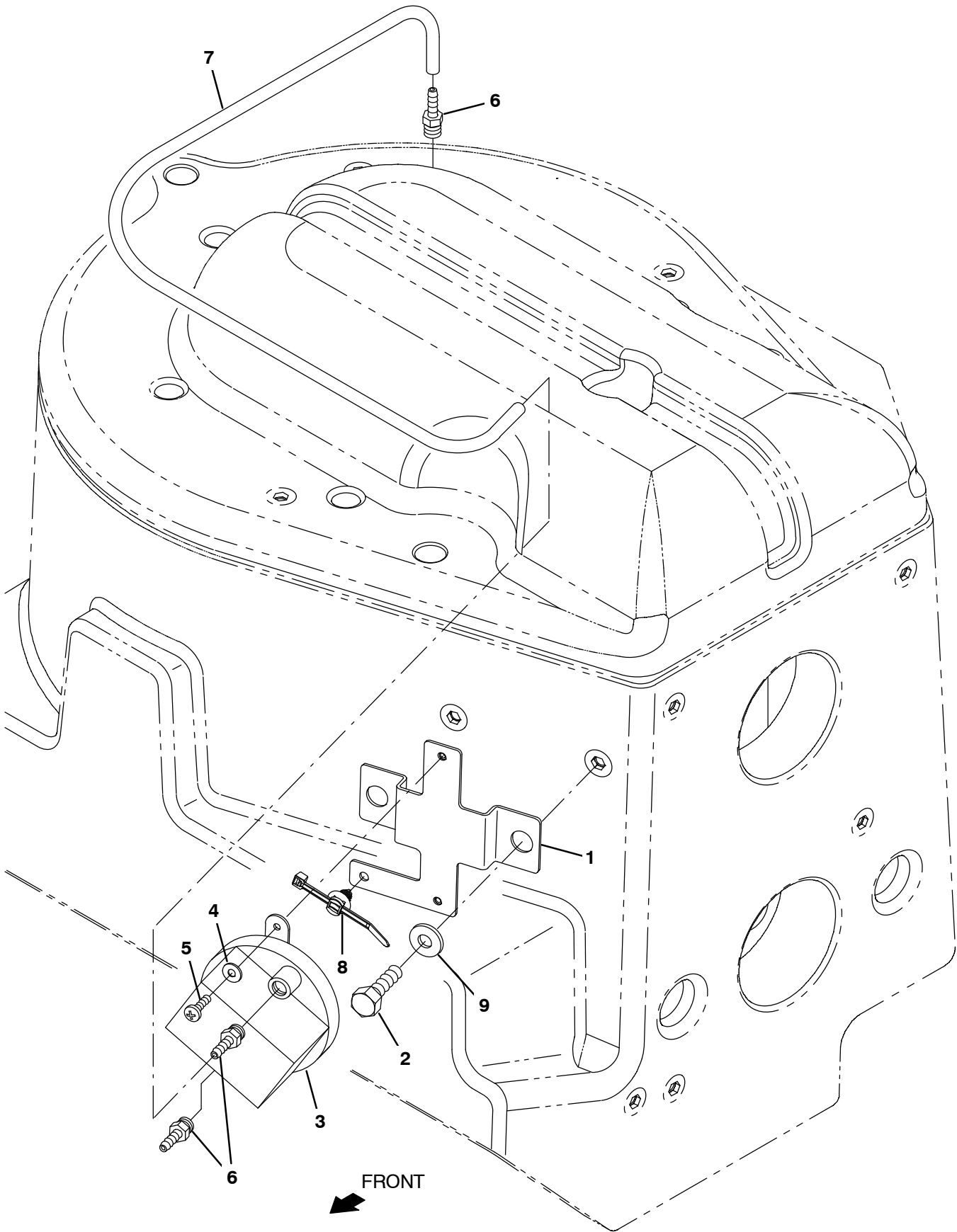


Fig. 11 – Pre-Filter Pressure Switch Group

	Ref.	Part No.	Serial Number	Description	Qty.
▽		9017160	(000000–) Sensor Kit, Filter, Clogged, Ci [M17]	1
▲	1	1216717	(000000–) Bracket, Mtg, Switch	1
▲	2	16735	(000000–) Screw, Hex, M8 X 1.25 X 16, 8.8	2
▲	3	1051800	(000000–) Switch, Press	1
▲	4	01683	(000000–) Washer, Flat, 10, Ss	2
▲	5	49697	(000000–) Screw, Pan, Phl, M4 X 0.70 X 10, Ss	2
▲	6	40607	(000000–) Fitting, Brs, Str, Bm03/Pm02	3
▲	7	1031575	(000000–) Hose, Afmkt, Vacuum, 0.16id, 03ft	1
▲	8	1210807	(000000–) Wire, Tie [W/.25" Fir Tree Clip]	1
▲	9	69461	(000000–) Washer, Flat, 0.38b 0.88d .12, Stl, Pl	2

Fig. 12 – Auto Fill Group

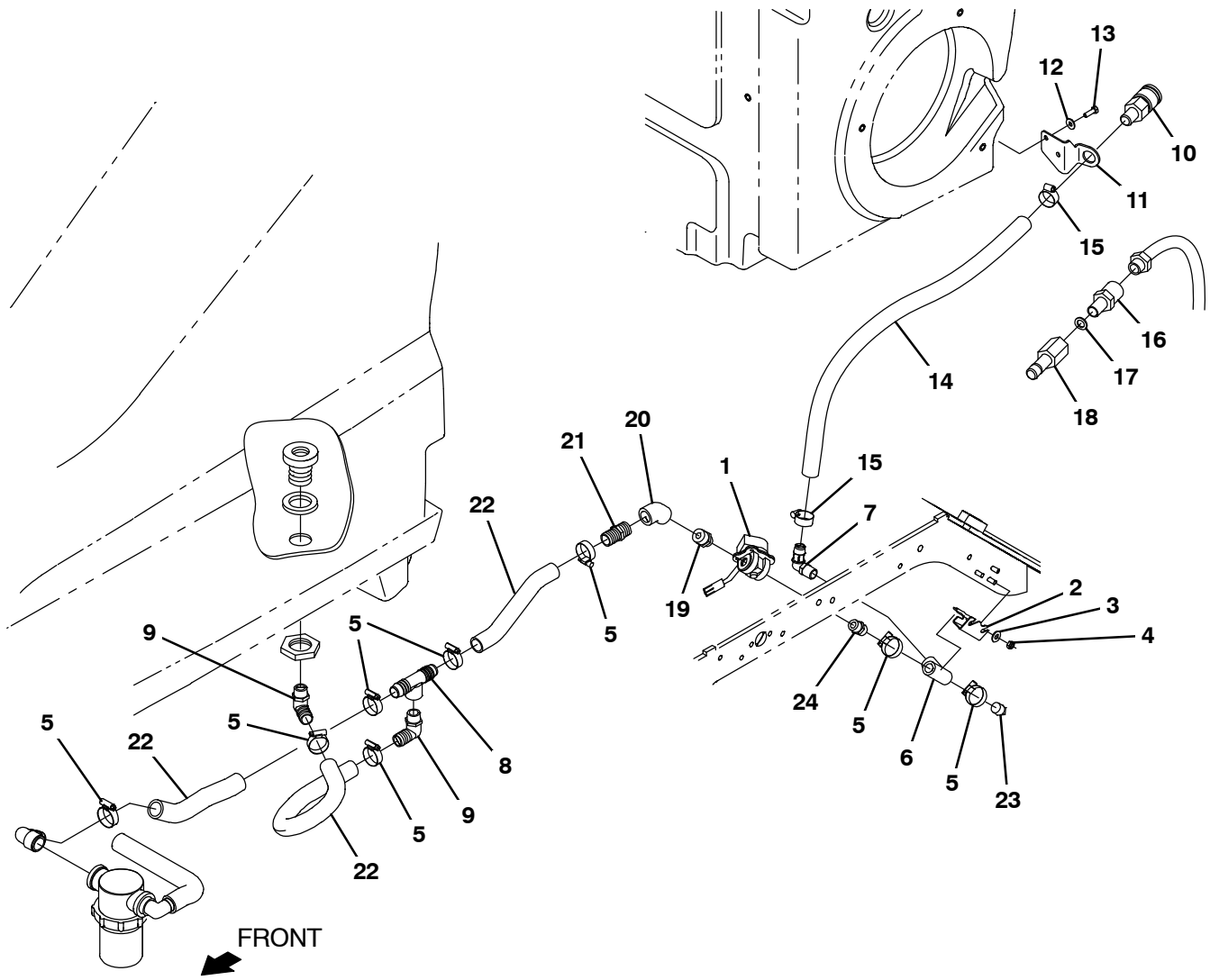


Fig. 12 – Auto Fill Group

Ref.	Part No.	Serial Number	Description	Qty.
1	41410	(000000–) Valve, Water, Solenoid, 36vdc Pf08/Pf08	1
2	1220430	(000000–) Bracket, Mtg, Ftg, Auto Fill	1
3	01685	(000000–) Washer, Flat, 0.38b 0.88d .08, Ss	2
4	08713	(000000–) Nut, Hex, Lock, M8 X 1.25, NI, Ss	2
5	11399	(000000–) Clamp, Hose, Wormdrive, 0.81–1.50d, .50w	8
6	79497	(000000–) Fitting, Plstc, Tee, Pf08/Pf08/Pf08	1
7	63244–2	(000000–) Fitting, Plstc, E90, Bm12/Pm08	1
8	365096	(000000–) Fitting, Plstc, Tee, Bm16/Pf12/Bm16, Br	1
9	18595	(000000–) Fitting, Plstc, E90, Bm16/Pm12	2
10	24105	(000000–) Fitting, Brs, Qdc, Bm12/Qf08	1
11	1208043	(000000–) Bracket, Mtg, Fitting, Qdc	1
12	01684	(000000–) Washer, Flat, 0.27b 0.69d .05, Ss	2
13	11329	(000000–) Screw, Hex, M6 X 1.00 X 16, NI, Ss	2
14	1045034	(000000–) Hose, Afmkt, Pvc, Wir, 0.75id, 08ft, Clr	2
15	63810	(000000–) Clamp, Hose, Wormdrive, 0.56–1.06d, .56w	4
16	375321	(000000–) Fitting, Brs, Str, Pm08/Garden Hose	1
17	01316	(000000–) Washer, Flat, 0.66b 1.00d .12, Rbr	1
18	33295	(000000–) Fitting, Brs, Qdc, Pf08	1
19	1005218	(000000–) Fitting, Plstc, Str, Pm08/Pm12, Nyl	1
20	10575	(000000–) Fitting, Plstc, E45, Pf12/Pf12	1
21	57379	(000000–) Fitting, Plstc, Str, Bm16/Pm12	1
22	1214095	(000000–) Hose, Afmkt, Pvc, Wir, 1.00 Id, 03ft, Clr	3
23	17521	(000000–) Fitting, Pipe, Plug, Pm08, Sq Head	1
24	86508	(000000–) Fitting, Plstc, Str, Pm08/Pm08	1

Fig. 13 - ES Auto Fill Group

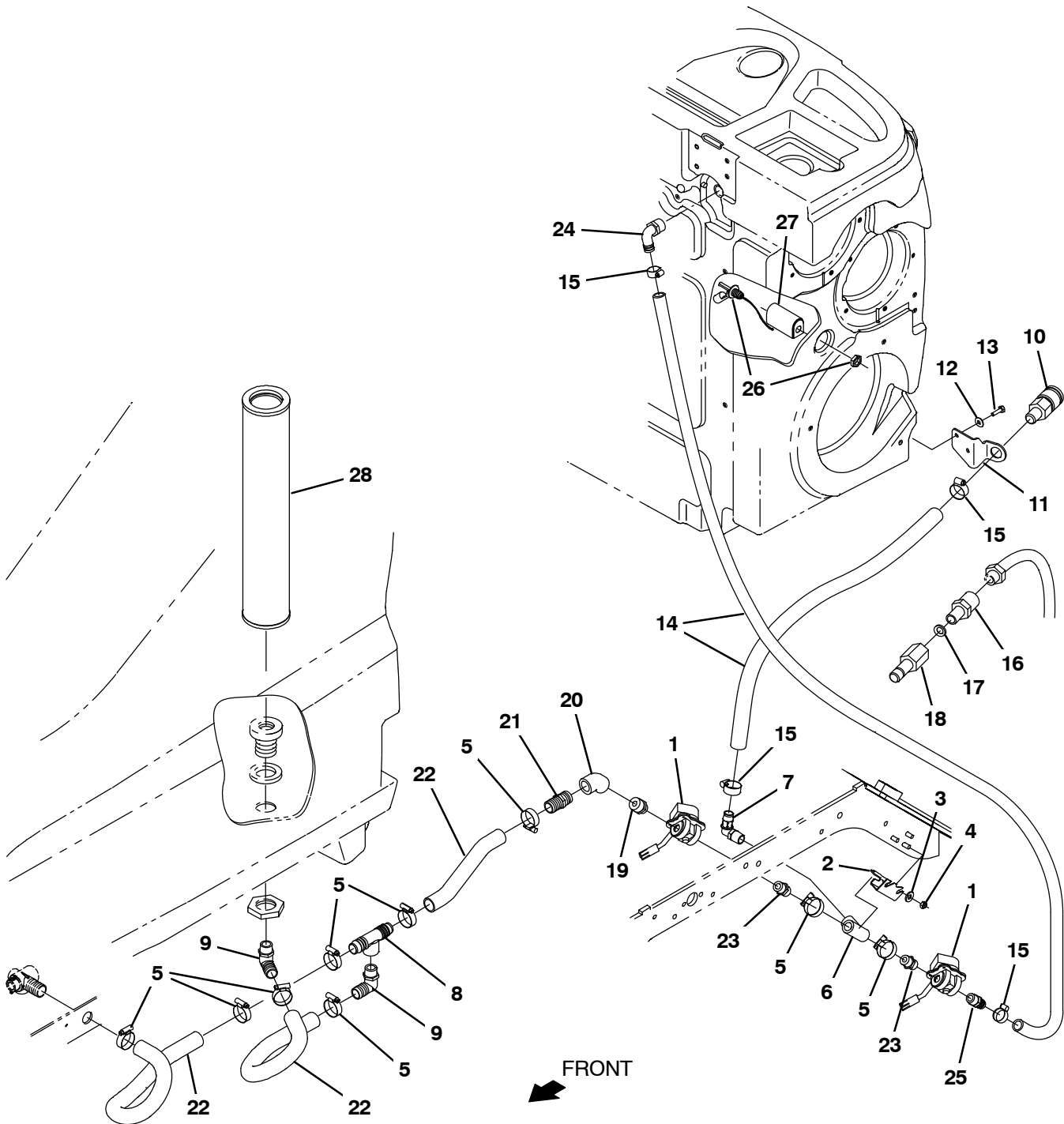


Fig. 13 – ES Auto Fill Group

Ref.	Part No.	Serial Number	Description	Qty.
1	41410	(000000–) Valve, Water, Solenoid, 36vdc Pf08/Pf08	2
2	1220430	(000000–) Bracket, Mtg, Ftg, Auto Fill	1
3	01685	(000000–) Washer, Flat, 0.38b 0.88d .08, Ss	2
4	08713	(000000–) Nut, Hex, Lock, M8 X 1.25, NI, Ss	2
5	11399	(000000–) Clamp, Hose, Wormdrive, 0.81–1.50d, .50w	8
6	79497	(000000–) Fitting, Plstc, Tee, Pf08/Pf08/Pf08	1
7	63244–2	(000000–) Fitting, Plstc, E90, Bm12/Pm08	1
8	365096	(000000–) Fitting, Plstc, Tee, Bm16/Pf12/Bm16, Br	1
9	18595	(000000–) Fitting, Plstc, E90, Bm16/Pm12	2
10	24105	(000000–) Fitting, Brs, Qdc, Bm12/Qf08	1
11	1208043	(000000–) Bracket, Mtg, Fitting, Qdc	1
12	01684	(000000–) Washer, Flat, 0.27b 0.69d .05, Ss	2
13	11329	(000000–) Screw, Hex, M6 X 1.00 X 16, NI, Ss	2
14	1045034	(000000–) Hose, Afmkt, Pvc, Wir, 0.75id, 08ft, Clr	2
15	63810	(000000–) Clamp, Hose, Wormdrive, 0.56–1.06d, .56w	4
16	375321	(000000–) Fitting, Brs, Str, Pm08/Garden Hose	1
17	01316	(000000–) Washer, Flat, 0.66b 1.00d .12, Rbr	1
18	33295	(000000–) Fitting, Brs, Qdc, Pf08	1
19	1005218	(000000–) Fitting, Plstc, Str, Pm08/Pm12, Nyl	1
20	10575	(000000–) Fitting, Plstc, E45, Pf12/Pf12	1
21	57379	(000000–) Fitting, Plstc, Str, Bm16/Pm12	1
22	1214095	(000000–) Hose, Afmkt, Pvc, Wir, 1.00 Id, 03ft, Clr	3
23	86508	(000000–) Fitting, Plstc, Str, Pm08/Pm08	2
24	14877	(000000–) Fitting, Plstc, E90, Bm12/Pm12	1
25	78398	(000000–) Fitting, Plstc, Str, Bm12/Pm08, Nyl	1
26	385685	(000000–) Sensor, Level, Liq, 14vdc 01a .62–11	1
27	1019285	(000000–) Bracket, Protector, Float Switch	1
28	1208733	(000000–) Filter, Soltn, 080mesh, Pm12 3.2d 17.5l	1

Fig. 14 - ES Pump Group

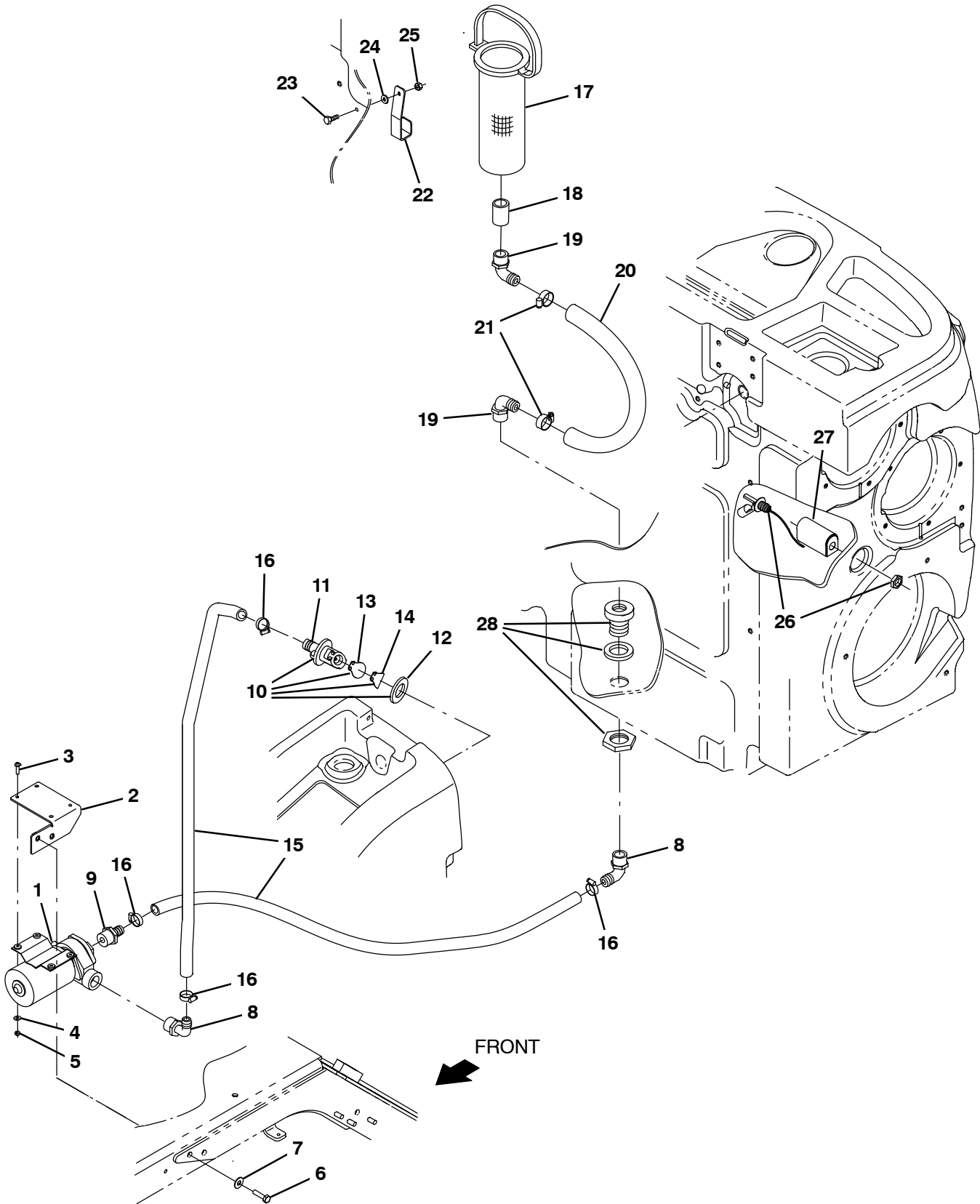


Fig. 14 – ES Pump Group

Ref.	Part No.	Serial Number	Description	Qty.
1	1057978	(000000–) Pump, Soltn, 36vdc, Impeller	1
2	1207659	(000000–) Bracket Weldmt, Mtg, Pump	1
3	24196	(000000–) Screw, Pan, Phl, M5 X 0.80 X 20, Ss	4
4	01683	(000000–) Washer, Flat, 10, Ss	4
5	09739	(000000–) Nut, Hex, Lock, M5 X 0.80, NI, Ss	4
6	09011	(000000–) Screw, Hex, M8 X 1.25 X 30, Ss	2
7	01685	(000000–) Washer, Flat, 0.38b 0.88d .08, Ss	2
8	73468	(000000–) Fitting, Plstc, E90, Bm10/Pm12	2
9	71628	(000000–) Fitting, Plstc, Str, Bm10/Pm12 [Nylon]	1
▽	10	9014338	(000000–) Valve Kit, Check, Es [T17]	1
▲	11	78840	(000000–) Valve, Check, Pump, Water	1
▲	12	73342	(000000–) Gasket, .25 1.88d 1.0id [Poron]	1
▲	13	78841	(000000–) Flapper, Valve, Pump, Water	1
▲	14	1217187	(000000–) Flap, Resistor, Check Valve	1
	15	1015032	(000000–) Hose, Afmkt, Pvc, Brd, 0.62id, 08ft, Clr	1
	16	54333	(000000–) Clamp, Hose, Wormdrive, 0.31–0.88d, .31w	4
	17	386652	(000000–) Strainer, Soltn, 20mesh, Cyl, 3.5d 09.5l	1
	18	05134	(000000–) Fitting, Plstc, Str, Pf12/Pf12	1
	19	14877	(000000–) Fitting, Plstc, E90, Bm12/Pm12	2
	20	1006410	(000000–) Hose, Afmkt, Pvc, Brd, 0.75id, 03ft, Clr	1
	21	63810	(000000–) Clamp, Hose, Wormdrive, 0.56–1.06d, .56w	2
	22	1061954	(000000–) Bracket, Strainer, Pump, Es	1
	23	09007	(000000–) Screw, Hex, M6 X 1.00 X 25, Ss	1
	24	76426	(000000–) Washer, Sealing, 0.28b 0.75d Ss, Neo	1
	25	08712	(000000–) Nut, Hex, Lock, M6 X 1.00, NI, Ss	1
	26	385685	(000000–) Sensor, Level, Liq, 14vdc 01a .62–11	1
	27	1019285	(000000–) Bracket, Protector, Float Switch	1
	28	377349	(000000–) Fitting, Plstc, Pf12/Pf12, Bh	1

Fig. 15 – ES Detergent Metering / Severe Environment Group

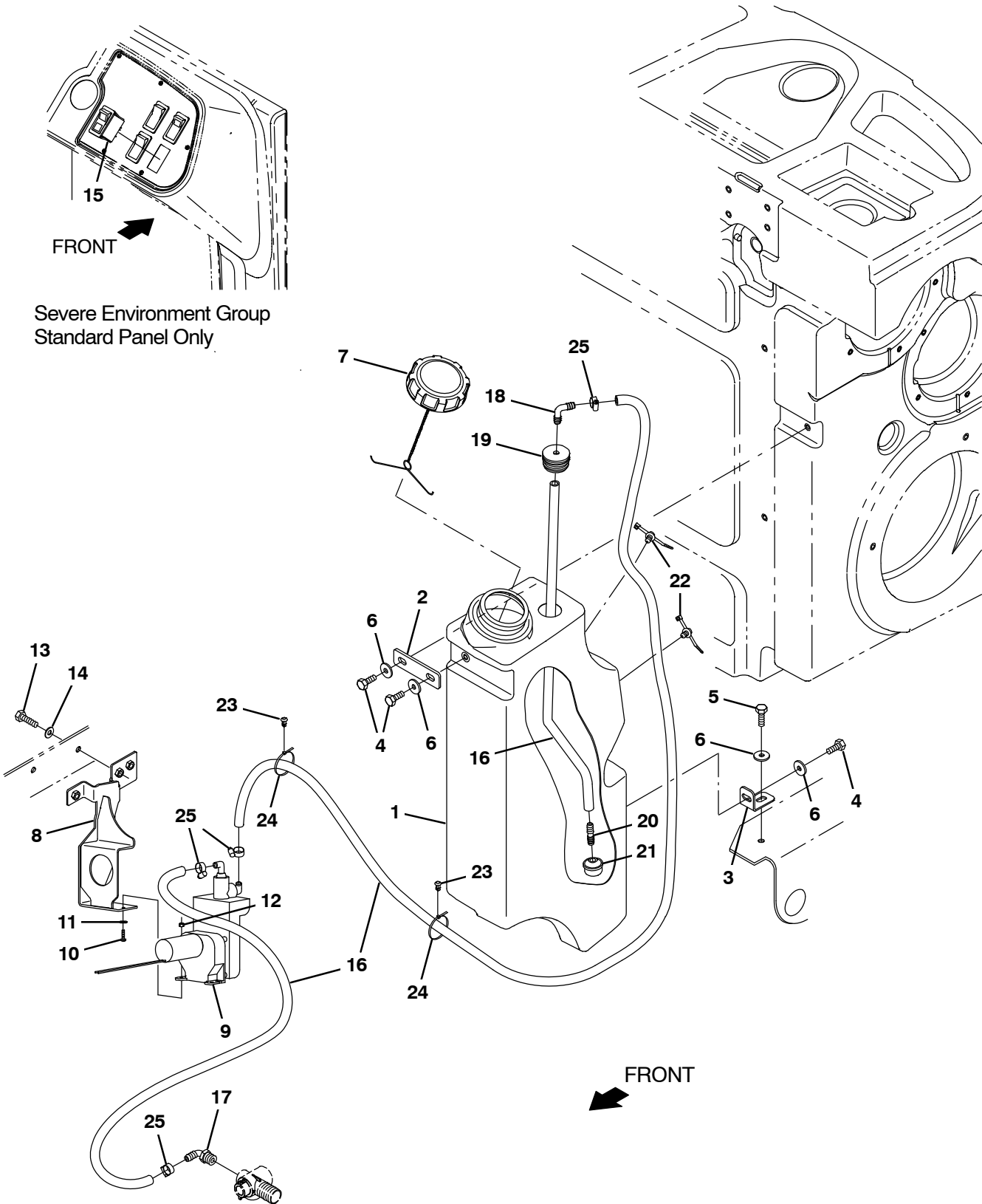


Fig. 15 – ES Detergent Metering / Severe Environment Group

Ref.	Part No.	Serial Number	Description	Qty.
1	9020258	(000000–) Tank Kit, Detergent, Afmkt [T17]	1
1	9020288	(000000–) Tank Kit, Detergent, Tj Afmkt [T17] (Japan Only)	1
2	1208732	(000000–) Plate, Mtg, Tank, Detergent	1
3	1207750	(000000–) Bracket, Mtg, Tank, Detergent	1
4	12273	(000000–) Screw, Hex, M8 X 1.25 X 20, NI, Ss	3
5	09011	(000000–) Screw, Hex, M8 X 1.25 X 30, Ss	1
6	1017218	(000000–) Washer, Flat, 0.32b 1.00d .12, Ss	4
7	1011885	(000000–) Cap, Tank	1
8	1225439	(000000–) Bracket Wldt, Pump	1
9	386364	(000000–) Pump, Detgt, 36vdc (See Breakdowns)	1
10	24265	(000000–) Screw, Pan, Phl, M4 X 0.70 X 16, Ss	2
11	01683	(000000–) Washer, Flat, 10, Ss	2
12	33932	(000000–) Nut, Hex, Lock, M4 X 0.70, NI, Ss	2
13	09010	(000000–) Screw, Hex, M8 X 1.25 X 25, Ss	3
14	32490	(000000–) Washer, Flat, 0.25, Std	3
15	1207284	(000000–) Switch, Rocker [Mom,Off,Mom, Dual Led] (Only on Severe Environment Group W/ Standard Panel)	1
16	1014981	(000000–) Hose, Afmkt, Pvc, Brd, 0.38id, 20ft, Clr	1
17	1005630	(000000–) Fitting, Plstc, E90, Bm06/Pm06, Nyl	1
18	20951	(000000–) Fitting, Plstc, E90, Bm06/Bm06	1
19	20944	(000000–) Grommet, Pye, 0.37id, F/1.5h, .13 Matl	1
20	20950	(000000–) Fitting, Plstc, Str, Bm06/Bm06	1
21	20952	(000000–) Screen, Pump	1
22	1210807	(000000–) Wire, Tie [W/.25" Fir Tree Clip]	2
23	1071085	(000000–) Clip, Tie, 0.25d, Plstc	4
24	130773	(000000–) Tie, Cable, Nyl, 11.0l, .14w, 3.0 Max. D	6
25	43844	(000000–) Clamp, Hose, Wormdrive, 0.25–0.62d, .31w	4

Fig. 16 – ec-H2O Solution Pump Group

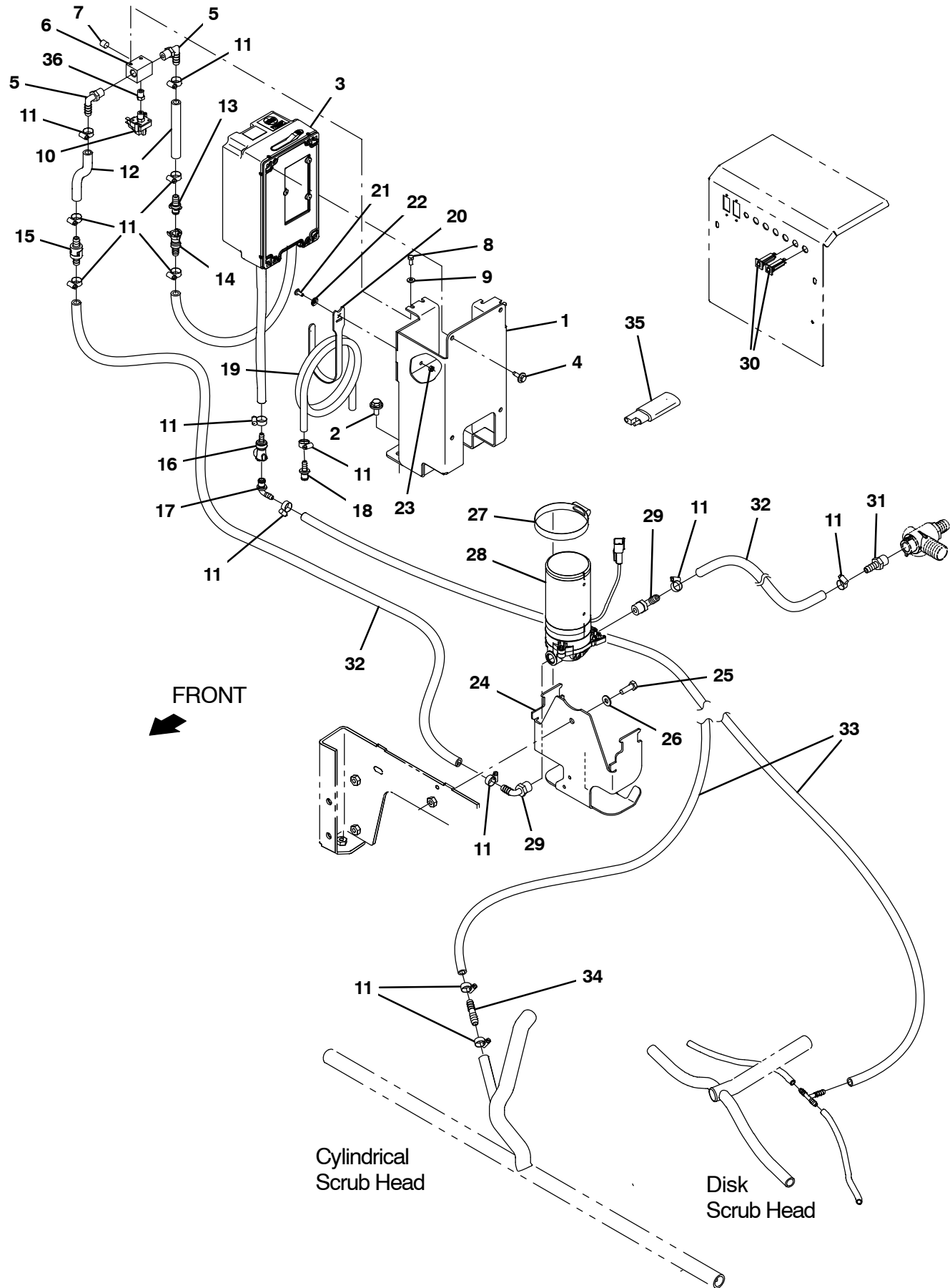


Fig. 16 – ec-H2O Solution Pump Group

Ref.	Part No.	Serial Number	Description	Qty.
1	1212443	(000000-) Bracket Wldt, Mgt [T17 Ec-H2o]	1
2	1020341	(000000-) Screw, Hex, M8 X 1.25 X 20, Ss, Sems	2
3	9020260	(000000-) Ec-H2O Module Kit, Afmkt [T17] (See Breakdowns)	1
4	1040467	(000000-) Screw, Hex, M6 X 1.00 X 20, 9.8, Sems	4
5	57248	(000000-) Fitting, Plstc, E90, Bm06/Pm04, Nyl	2
6	1059231	(000000-) Fitting, Stl, Pm04/Pm02/Pm04/Pm02, Spcl	1
7	150208	(000000-) Fitting, Brs, Str, Pm02, Plug [Skhd]	1
8	09738	(000000-) Screw, Hex, M5 X 0.80 X 12, Ss	2
9	01683	(000000-) Washer, Flat, 10, Ss	2
10	1055254	(000000-) Switch, Press, 25 Psi, Pm02	1
11	43844	(000000-) Clamp, Hose, Wormdrive, 0.25-0.62d, .31w	15
12	1014974	(000000-) Hose, Afmkt, Pvc, Brd, 0.38id, 02ft, Clr	1
13	1203814	(000000-) Fitting, Plstc, Str, Bm06, Cplg, Male	1
14	1203454	(000000-) Fitting, Plstc, Str, Bm06, Cplg, Fem	1
15	1015455	(000000-) Valve, Check, 0005psi Bm06/Bm06	1
16	1203996	(000000-) Fitting, Plstc, Str, Bm05, Cplg, Fem	1
17	1204024	(000000-) Fitting, Plstc, E90, Bm04 Cplg Male	1
18	1204338	(000000-) Fitting, Plstc, Str, Bm04, Cplg, Male	1
19	1011522	(000000-) Hose, Afmkt, Pvc, Brd, 0.25id, 03Ft	1
20	1067526	(000000-) Fastener, 8.0l [Hook And Loop]	1
21	09200	(000000-) Screw, Pan, Phl, M5 X 0.80 X 12, Ss	1
22	01683	(000000-) Washer, Flat, 10, Ss	1
23	09739	(000000-) Nut, Hex, Lock, M5 X 0.80, NI, Ss	1
24	1221952	(000000-) Bracket, Pump	1
25	09010	(000000-) Screw, Hex, M8 X 1.25 X 25, Ss	1
26	32490	(000000-) Washer, Flat, 0.25, Std	1
27	43555	(000000-) Clamp, Hose, Wormdrive, , 0.25-0.62D, .31W	1
28	1200328	(000000-) Pump, Soltn, Ele, 36vdc, 60psi	1
29	1005630	(000000-) Fitting, Plstc, E90, Bm06/Pm06, Nyl	1
30	1064184	(000000-) Circuitbreaker, 02.5a, Resetable	2
31	150538	(000000-) Fitting, Plstc, Str, Bm06/Pm06	1
32	1014976	(000000-) Hose, Afmkt, Pvc, Brd, 0.38id, 08ft, Clr	1
33	1014949	(000000-) Hose, Afmkt, Pvc, Brd, 0.25id, 08ft, Clr	1
34	1039557	(000000-) Fitting, Plstc, Str, Bm04/Bm06	1
35	1040868	(000000-) Capacitor, Plug [.01 Uf, 200v]	1
36	1062403	(000000-) Fitting, Brs, Snubber, Pm02/Pf02	1

Fig. 17 - ec-H2O solution Supply Group, Side Brush

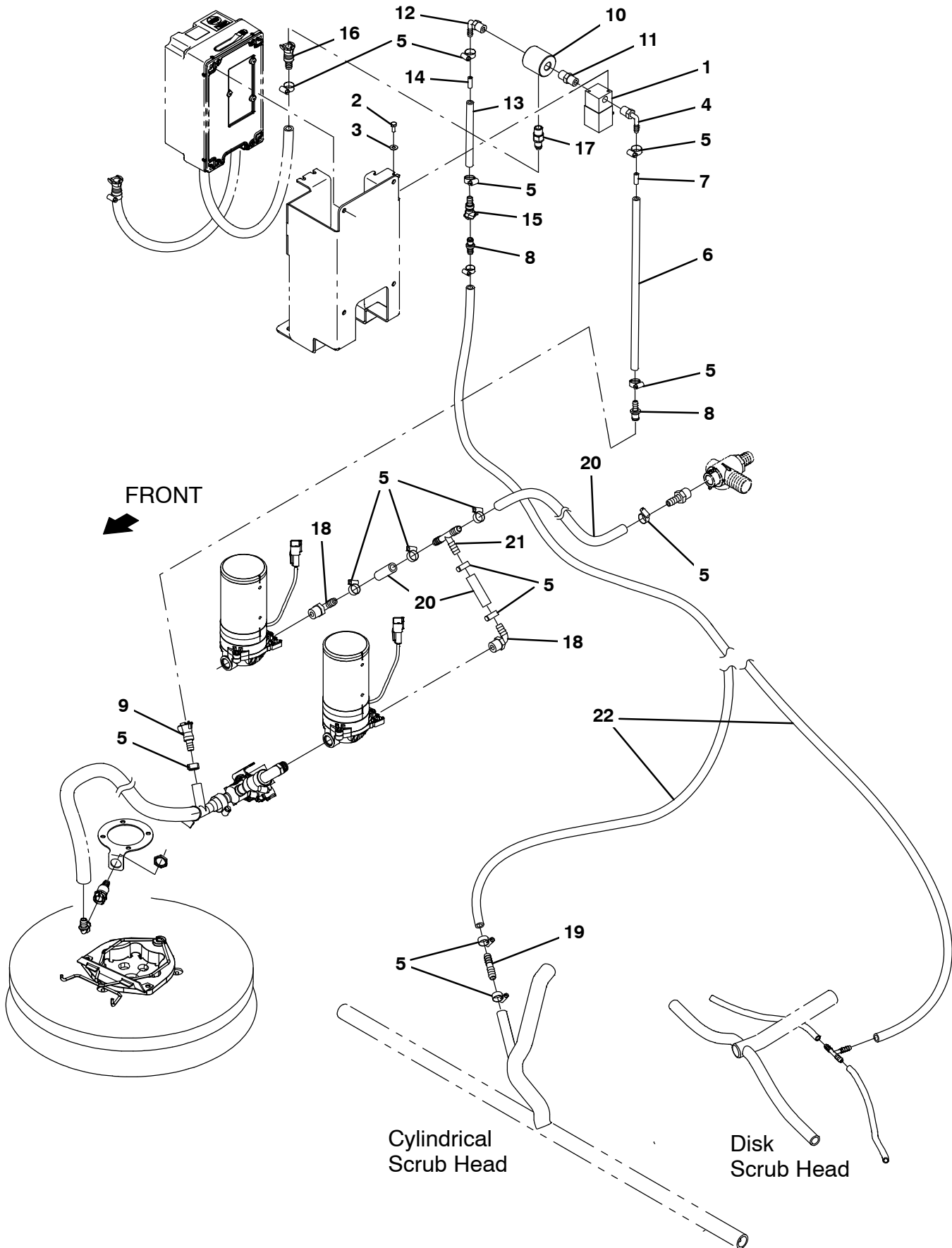


Fig. 17 – ec–H20 solution Supply Group, Side Brush

Ref.	Part No.	Serial Number	Description	Qty.
1	1028581	(000000–) Valve, Water, Solenoid, 36vdc 6.0mm Pf04	1
2	09738	(000000–) Screw, Hex, M5 X 0.80 X 12, Ss	2
3	01683	(000000–) Washer, Flat, 10, Ss	2
4	1011170	(000000–) Fitting, Plstc, E90, Bm04/Pm04, Nyl	1
5	43844	(000000–) Clamp, Hose, Wormdrive, 0.25–0.62d, .31w	17
6	1014949	(000000–) Hose, Afmkt, Pvc, Brd, 0.25ld, 08Ft	1
7	1200467	(000000–) Fitting, Plstc, Rst	1
8	1204338	(000000–) Fitting, Plstc, Str, Bm04, Cplg, Male	2
9	1203454	(000000–) Fitting, Plstc, Str, Bm06, Cplg, Fem	1
10	1206303	(000000–) Fitting, Plstc, Pf04/Pf04/Pf04	1
11	1052010	(000000–) Fitting, Plstc, Str, Pm04/Pm04	1
12	1011170	(000000–) Fitting, Plstc, E90, Bm04/Pm04, Nyl	1
13	1011409	(000000–) Hose, Afmkt, Pvc, Brd, 0.25ld, 01Ft	1
14	1201441	(000000–) Fitting, Plstc, Rst, Main Head	1
15	1002898	(000000–) Fitting, Plstc, Str, Bm04, Cplg,Fem[Tco]	1
16	1203996	(000000–) Fitting, Plstc, Str, Bm05, Cplg, Fem	1
17	1002899	(000000–) Fitting, Plstc, Str, Pm04, Cplg,Mal[Tco]	1
18	1005630	(000000–) Fitting, Plstc, E90, Bm06/Pm06, Nyl	2
19	1039557	(000000–) Fitting, Plstc, Str, Bm04/Bm06	1
20	1006400	(000000–) Hose, Afmkt, Pvc, Brd, 0.38id, 03ft, Clr	1
21	87173	(000000–) Fitting, Plstc, Tee, Bm06/Bm06/Bm06	1
22	1011411	(000000–) Hose, Afmkt, Pvc, Brd, 0.25ld, 03Ft	1

Fig. 18 - ec-H2O Wire Harness Group

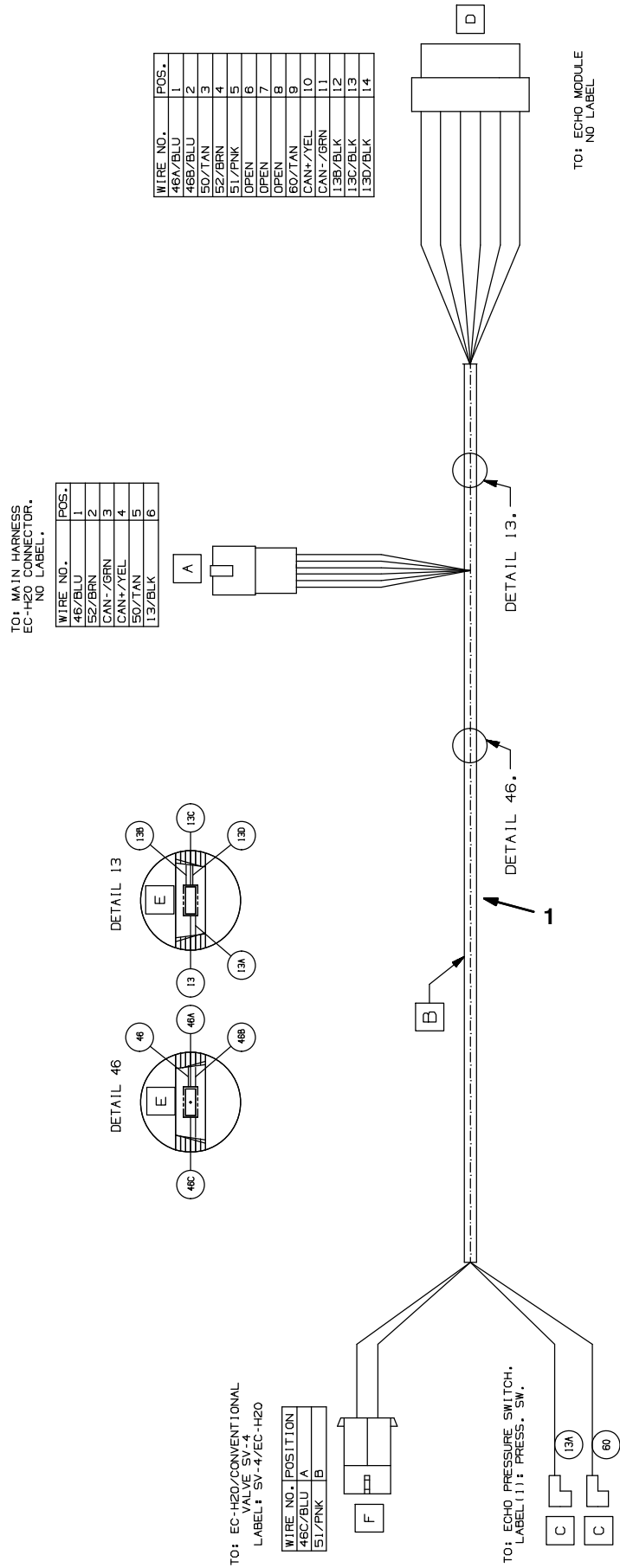


Fig. 18 – ec-H20 Wire Harness Group

Ref.	Part No.	Serial Number	Description	Qty.
1	1069671	(000000-) Harness, Ele [Ec-H20, T12]	1

Fig. 19 – Spray Nozzle Group

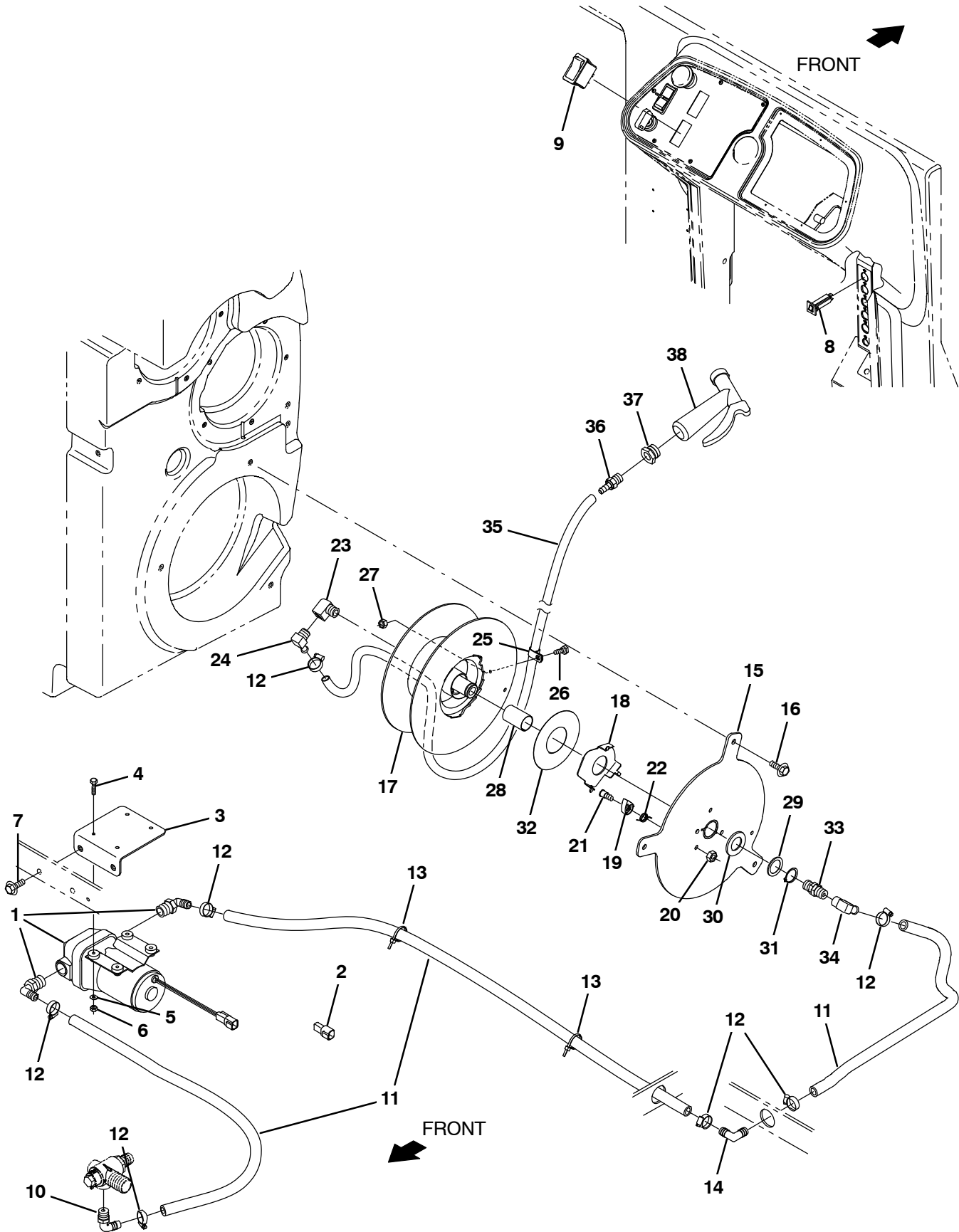


Fig. 19 – Spray Nozzle Group

Ref.	Part No.	Serial Number	Description	Qty.
1	1054178	(000000–) Pump, Soltn, Ele, 36vdc, 45psi	1
2	1056982	(000000–) Diode, Ele, Plug	1
3	1207774	(000000–) Bracket Wldt, Pump, Spray Hose	1
4	12316	(000000–) Screw, Hex, M5 X 0.80 X 25, Ss	4
5	01683	(000000–) Washer, Flat, 10, Ss	4
6	09739	(000000–) Nut, Hex, Lock, M5 X 0.80, NI, Ss	4
7	1037346	(000000–) Screw, Hex, M8 X 1.25 X 25, 9.8, Sems	2
8	1064188	(000000–) Circuitbreaker, 15.0a, Resetable	1
9	398500	(000000–) Switch, Rocker, Dpdt, On / None / On	1
10	64778	(000000–) Fitting, Plstc, E90, Bm08/Pm06	1
11	1011837	(000000–) Hose, Afmkt, Pvc, Brd, 0.50id, 12ft, Clr	1
12	54333	(000000–) Clamp, Hose, Wormdrive, 0.31–0.88d, .31w	7
13	130773	(000000–) Tie, Cable, Nyl, 11.0l, .14w, 3.0 Max. D	2
14	63987–1	(000000–) Fitting, Plstc, E90, Bm08/Bm08	1
15	1206482	(000000–) Plate Wldt, Mtg, Hose–Reel [T17]	1
16	1020341	(000000–) Screw, Hex, M8 X 1.25 X 20, Ss, Sems	3
17	1206456	(000000–) Reel Assy, Hose, Large	1
18	1203947	(000000–) Washer, Retainer, Spring	1
19	1201393	(000000–) Pawl, Ratchet	1
20	08709	(000000–) Nut, Hex, Lock, M8 X 1.25, NI	1
21	1056719	(000000–) Bolt, Shld, .41d X 0.35, M8 X 1.25	1
22	1201423	(000000–) Spring, Torsion, Hose Reel	1
23	24584	(000000–) Fitting, Brs, E90, Pf06/Pm06, Spcl	1
24	1060128	(000000–) Fitting, Brs, E90, Bm06/Pm06, Short	1
25	33584	(000000–) Clamp, Cable, Stl, 0.63d X 0.50w, 1hole	1
26	06943	(000000–) Screw, Hex, M6 X 1.00 X 20, 8.8	1
27	08708	(000000–) Nut, Hex, Lock, M6 X 1.00, NI	1
28	1057816	(000000–) Bushing, Sleeve, 1.00b 1.13d 1.750l, Fgl	1
29	1057814	(000000–) Washer, Thrust, Plstc 1.02b 1.38d	1
30	32598	(000000–) Washer, Flat, 1.02b 1.75d .12, Stl	1
31	09005	(000000–) Ring, Retaining, Ext, 1.00d, Basic	1
32	1066919	(000000–) Washer, Thrust, 50.0b 110.0d 0.79w	1
33	1200394	(000000–) Fitting, Swivel, Str, Pf06/Pm06, Brs	1
34	47388	(000000–) Fitting, Brs, E90, Em08/Pm06	1
35	9020252	(000000–) Hose Kit, Spray, Afmkt [T17]	1
36	1060428	(000000–) Fitting, Stl, Str, Bm06/Pm06, Swivel	1
37	1027976	(000000–) Fitting, Brs, Str, Pf06/Pm12	1
38	769785	(000000–) Nozzle, Spray, Gun	1

Fig. 20 – Vacuum Wand Kit

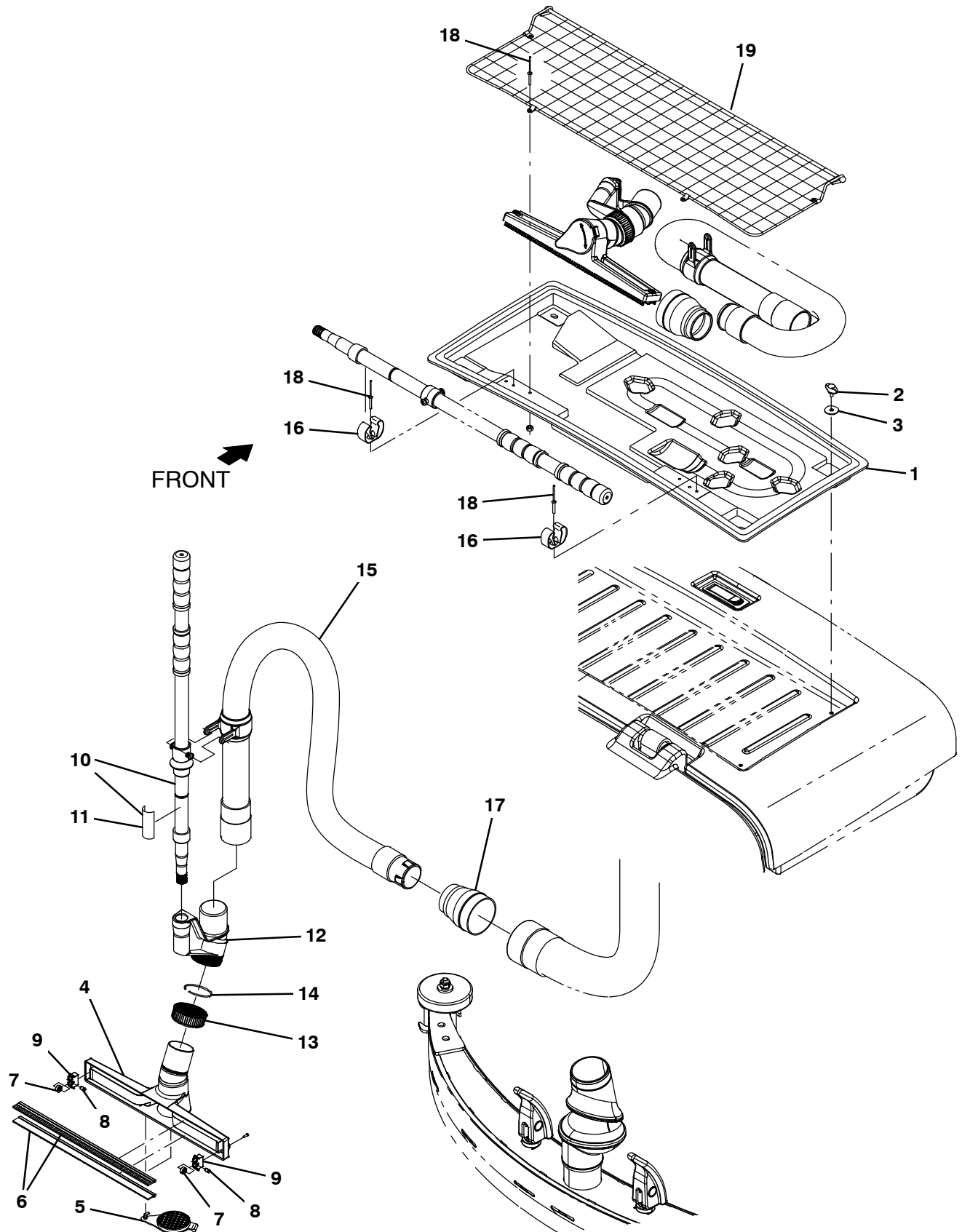


Fig. 20 – Vacuum Wand Kit

	Ref.	Part No.	Serial Number	Description	Qty.
▽		9020080	(000000–) Vac Wand Kit, Ci [T17]	1
▲	1	1207911	(000000–) Tray, Vac Wand	1
▲	2	1211150	(000000–) Knob, Star,	4
▲	3	397779	(000000–) Washer, Flat, 0.28b 1.00d .06, Stl, Blk	4
▲	4	1060440	(000000–) Squeegee, Hand	1
▲	5	1060691	(000000–) Plug, Adapter, Port	1
▲	6	1061356	(000000–) Retainer, Blade, Sqge, 14.2l (1 set = 2 blades)	1
▲	7	1061570	(000000–) Bearing, Ball, 0.24b 0.51d 0.20w [2seal]	2
▲	8	1061571	(000000–) Pin, Axle, Brg	2
▲	9	1022671	(000000–) Housing, Sqge, Holder, Wheel, F/609648	2
▲▽	10	9008155	(000000–) Handle Kit, Wand, Afmkt	1
▲▲	11	1062659	(000000–) Label, Opertnl, Vacuum Wand Handle	1
▲	12	1060708	(000000–) Adapter, Swivel, 1.75, Abs	1
▲	13	1060718	(000000–) Nut, Compression, 2.25–12, Abs	1
▲	14	1060720	(000000–) Ring, Compression	1
▲	15	1200642	(000000–) Hose Assy, Sqge, W/2cuff	1
▲	16	1014295	(000000–) Clip, Grip, Hose, 0.75 – 1.12, Stl, Blk, Vyl	2
▲	17	1207517	(000000–) Cuff, Adapter, 1.75 X 2.50, Pvc	1
▲	18	1213513	(000000–) Rivet, Blind, .156D X 1.07 X .31D, Alm	6
▲	19	1213799	(000000–) Mesh Assy, Cloth	1

Fig. 21 – Squeegee Guard Group

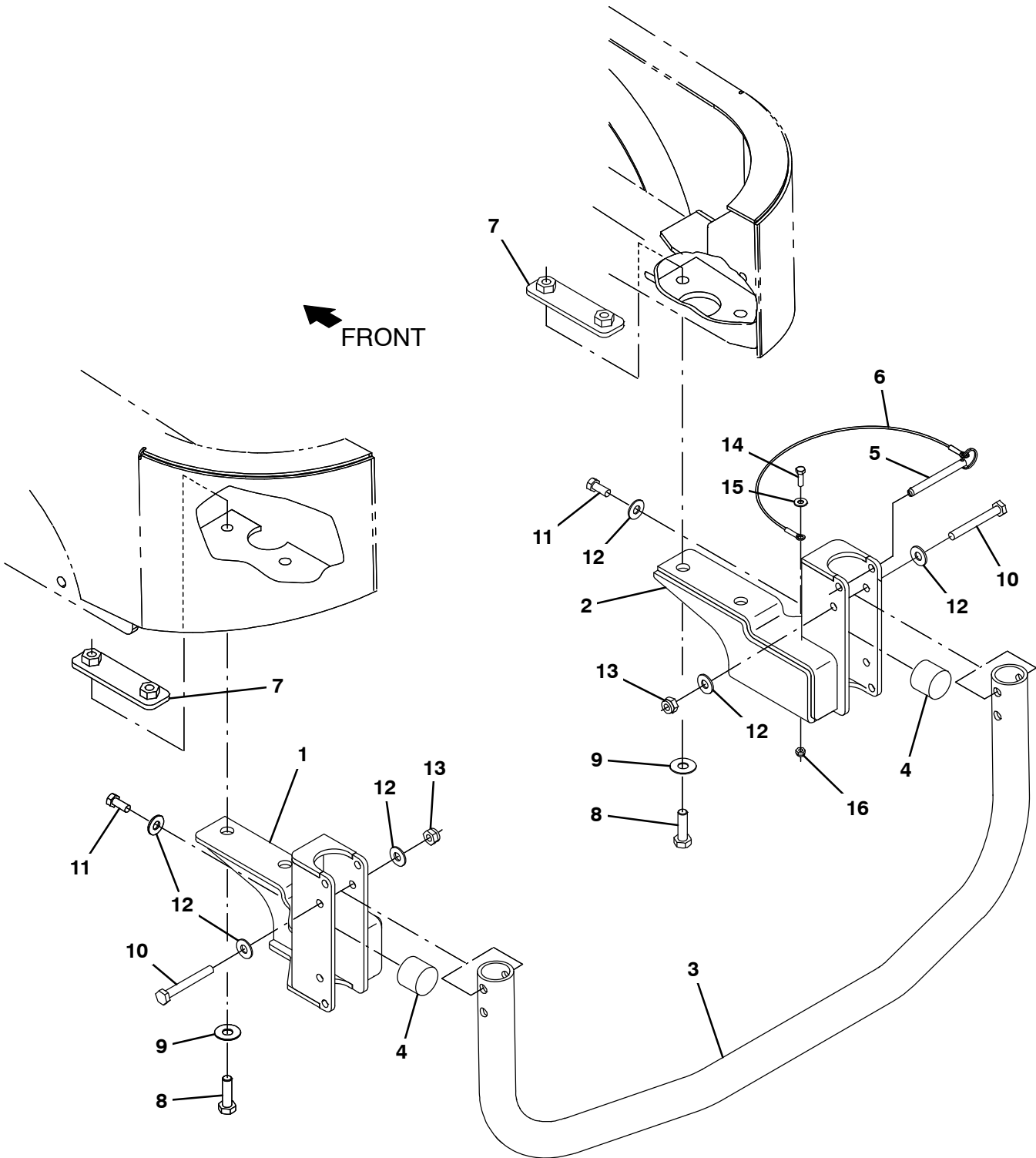


Fig. 21 – Squeegee Guard Group

Ref.	Part No.	Serial Number	Description	Qty.
1	1207961	(000000–) Bracket, Bumper, Lh, Squeegee [T17]	1
2	1207902	(000000–) Bracket, Bumper, Rh, Squeegee [T17]	1
3	1208109	(000000–) Tube, Guard	1
4	1024977	(000000–) Bumper, Ure, 1.50d 1.25l	2
5	369359	(000000–) Pin, Hitch, .375d X 3.12l, Pl	1
6	57702	(000000–) Cable, Glv .06d 012.0l .26eye /.26eye	1
7	1208053	(000000–) Plate, Doubler	2
8	69972	(000000–) Screw, Hex, M12 X 1.75 X 40, 10.9	4
9	140045	(000000–) Washer, Flat, 0.51b 1.25d .06, Ss	4
10	06965	(000000–) Screw, Hex, M10 X 1.50 X 80, 8.8	2
11	21196	(000000–) Screw, Hex, .38–16 X 0.88, G5	2
12	32492	(000000–) Washer, Flat, 0.38, Std	6
13	41430	(000000–) Nut, Hex, Lock, M10 X 1.5, NI	2
14	06943	(000000–) Screw, Hex, M6 X 1.00 X 20, 8.8	1
15	32483	(000000–) Washer, Flat, 0.25, Sae	1
16	08708	(000000–) Nut, Hex, Lock, M6 X 1.00, NI	1

Fig. 22 - Positive Solution Control Drain Group

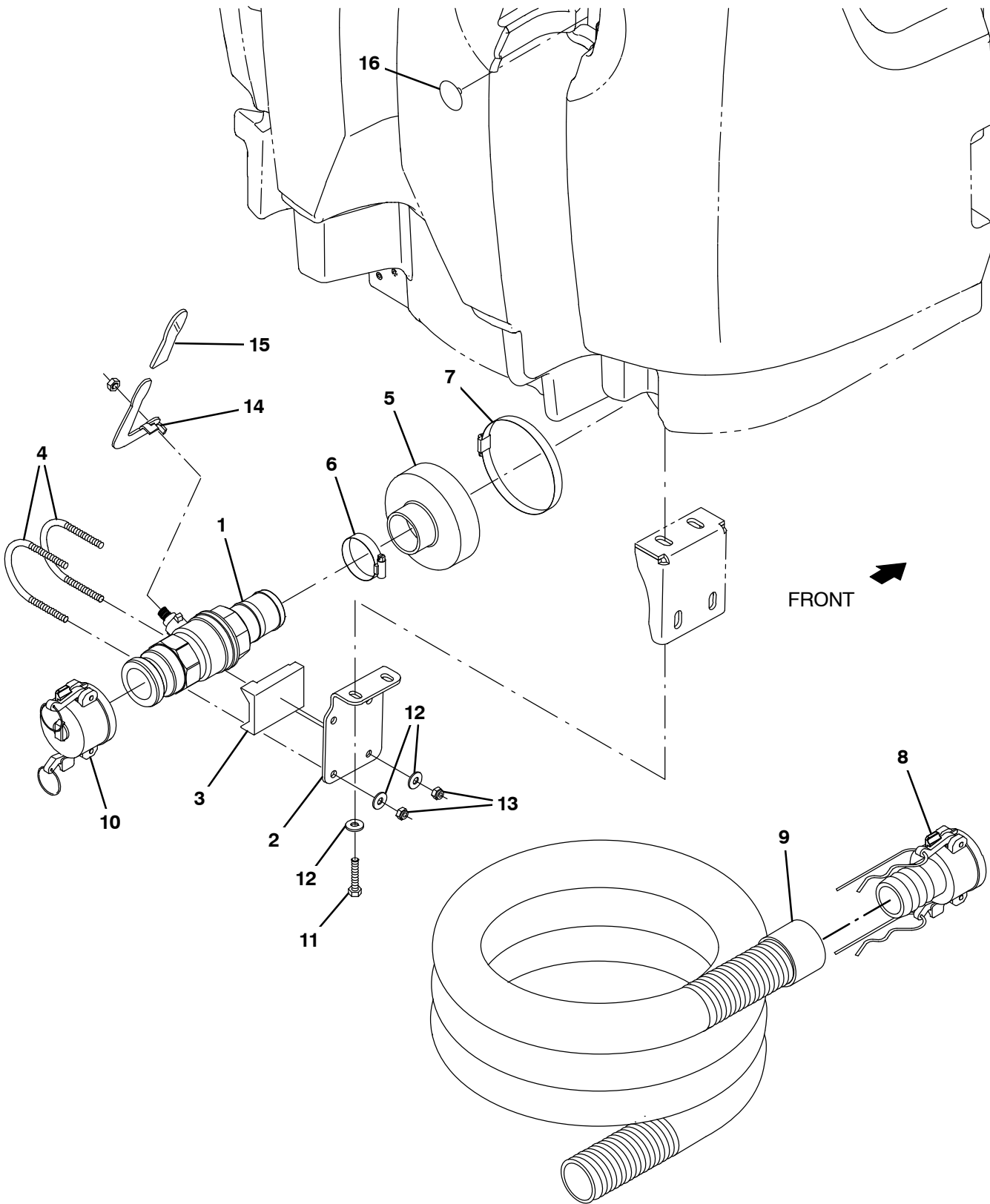


Fig. 22 – Positive Solution Control Drain Group

Ref.	Part No.	Serial Number	Description	Qty.
1	1213186	(000000–) Valve, Ball, Drain, 2.00id, Rh	1
2	1212006	(000000–) Bracket, Mtg, Valve, Drain	1
3	1213118	(000000–) Support, Valve, Drain	1
4	1213182	(000000–) Clamp, Valve, U–Bolt	2
5	1211963	(000000–) Cuff, Hose, 5.0 / 2.0 Id	1
6	22297	(000000–) Clamp, Hose, Wormdrive, 1.56–2.50d, .50w	1
7	1201434	(000000–) Clamp, Hose, Wormdrive, 4.63–5.50, 0.5w	1
8	1213392	(000000–) Fitting, Coupler, Hose, Shank, Fem	1
9	1213206	(000000–) Hose Assy, W/1 Cuff, 2.0 Id 120.0 L	1
10	1214326	(000000–) Rework, Dust Cap, Valve, Drain	1
11	12333	(000000–) Screw, Hex, M8 X 1.25 X 25, Ss, NI	2
12	01685	(000000–) Washer, Flat, 0.38b 0.88d .08, Ss	6
13	08713	(000000–) Nut, Hex, Lock, M8 X 1.25, NI, Ss	4
14	1212366	(000000–) Handle, Valve	1
15	1213362	(000000–) Grip, Handle, Valve	1
16	1074075	(000000–) Plug, Hole, Rnd, 0.25H, 1.00D 0.61L, Nyl	1

Fig. 23 - Telemetry Group

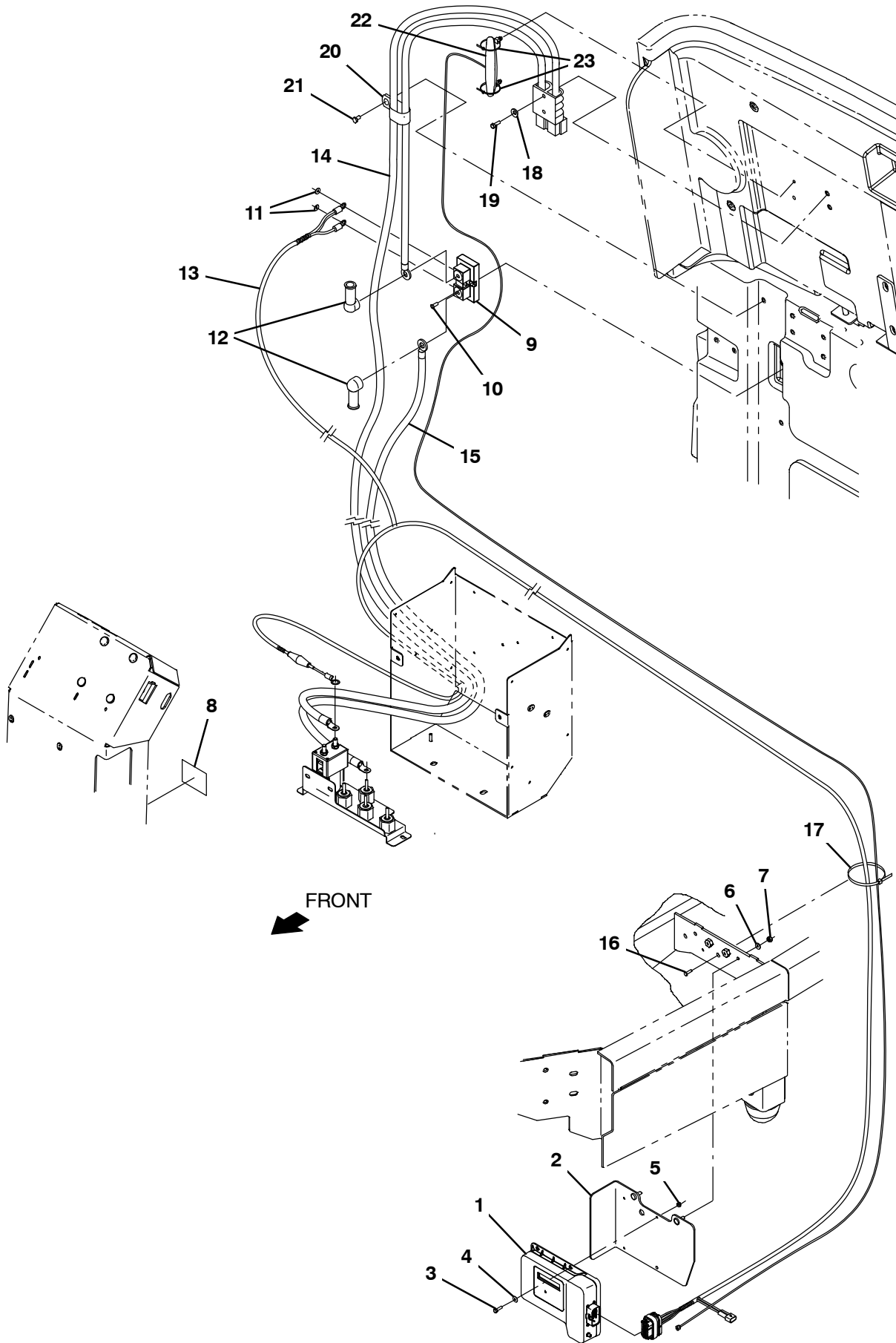


Fig. 23 – Telemetry Group

Ref.	Part No.	Serial Number	Description	Qty.	
1	1069467	(000000–) Controlbox Assy, Telem [Int]	1	
1	1070541	(000000–) Controlbox Assy, Telem [Canada]	1	
2	1207701	(000000–) Bracket Wldt, Mtg, Telem	1	
3	24199	(000000–) Screw, Hex, M5 X 0.80 X 16, Ss	2	
4	01683	(000000–) Washer, Flat, 10, Ss	2	
5	06549	(000000–) Nut, Hex, Lock, M5 X 0.80, NI	2	
6	32483	(000000–) Washer, flat, 0.25, Sae	2	
7	08708	(000000–) Nut, Hex, Lock, M6 X 1.00, NI	2	
8	1069580	(000000–) Label, Opertnl, Telem [Fcc/lc]	1	
9	1070757	(000000–) Shunt, 050mv 400a	1	
10	06927	(000000–) Screw, Pan, Phl, M4 X 0.70 X 16, 4.8	2	
11	07514	(000000–) Washer, Lock, Int, 10, Ss	2	
12	611221	(000000–) Boot, Terminal, Battery, 25.4mm, Blk	2	
▽	13	1073059	(000000–) Harness, Ele [Telemetry, T17]	1
▲		9009990	(000000–) Fuse, 002a, 250vdc, Cartridge	1
14	1074600	(000000–) Cable, Battery, 2/0GA [M17, Telem]	1	
15	1074601	(000000–) Cable, 2/0Ga 61.0L Blk [M6 Ring/M9 Ring]	1	
16	1071085	(000000–) Clip, Tie, 0.25d, Plstc	1	
17	763114	(000000–) Tie, Cable, 11.3l, 2.75d Max	2	
18	32483	(000000–) Washer, Flat, 0.25, Sae	2	
19	33930	(000000–) Screw, Hex, M6 X 1.00 X 40, Ss	2	
20	09570	(000000–) Clamp, Cable, Stl, 0.90d X 0.62w, 1hole	3	
21	09740	(000000–) Screw, Hex, M8 X 1.25 X 20, Ss	3	
22	1070658	(000000–) Antenna, Telem, 187 In [Gprs]	1	
23	1210807	(000000–) Wire, Tie [W/.25" fir Tree clip]	2	

Fig. 24 - Battery Slide Out Group

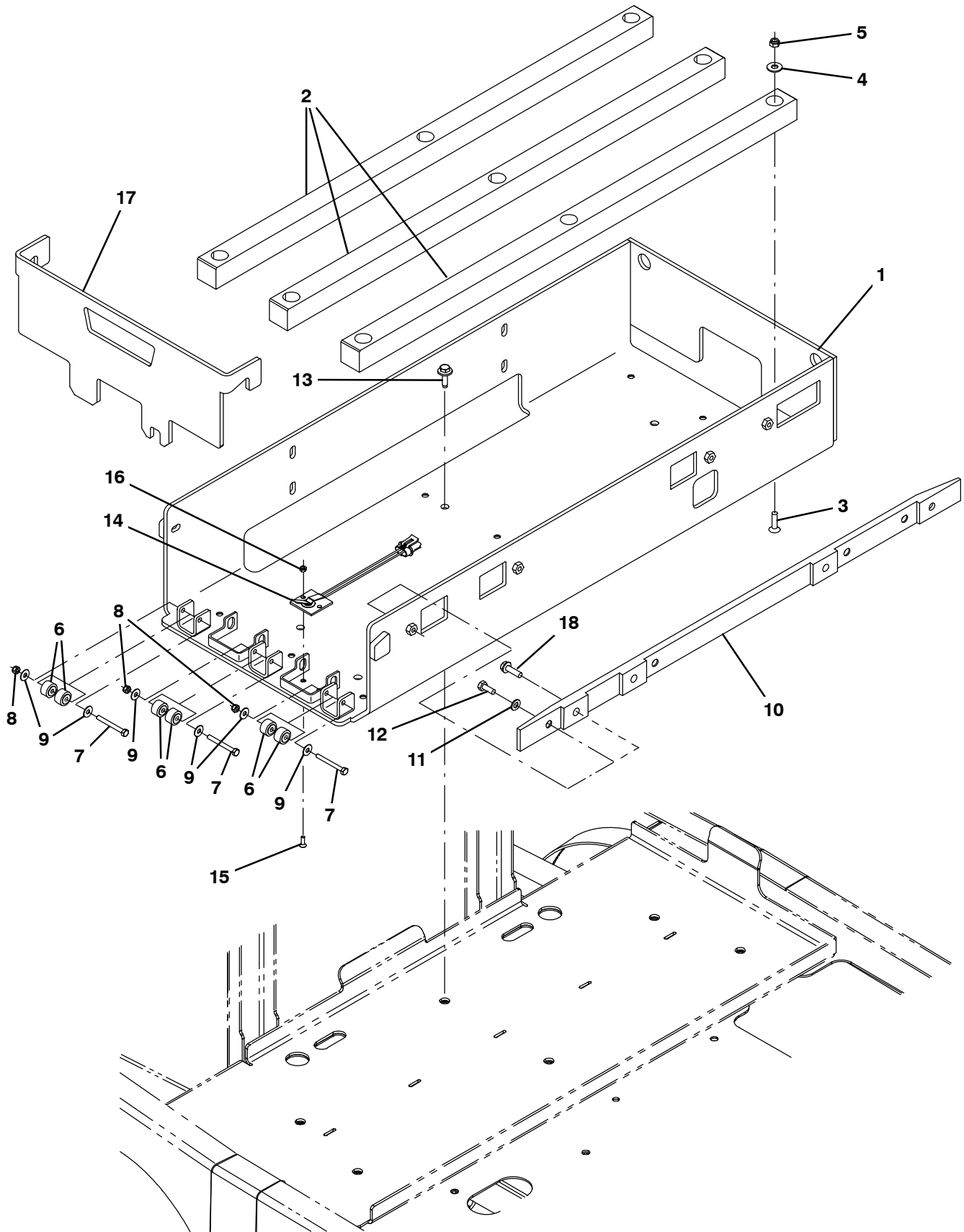


Fig. 24 – Battery Slide Out Group

Ref.	Part No.	Serial Number	Description	Qty.
1	1225437	(000000–) Tray Wldt, Ro Battery, [T17]	1
2	1208527	(000000–) Plate, Plstc, Bat Rollout	3
3	79506	(000000–) Screw, Flt, Soc, M8 X 1.25 X 30, Ss	9
4	01685	(000000–) Washer, Flat, 0.38b 0.88d .08, Ss	9
5	08713	(000000–) Nut, Hex, Lock, M8 X 1.25, NI, Ss	9
6	369415	(000000–) Bearing, Needle, 0.25b 0.88d 0.50w	6
7	58979	(000000–) Screw, Hex, M6 X 1.00 X 55, Fl, Ss	3
8	08712	(000000–) Nut, Hex, Lock, M6 X 1.00, NI, Ss	3
9	01684	(000000–) Washer, Flat, 0.27b 0.69d .05, Ss	6
10	1209368	(000000–) Plate, Guide, Battery Rollout [T17]	1
11	39349	(000000–) Washer, Flat, 0.31, Sae (Large Battery)	4
12	09740	(000000–) Screw, Hex, M8 X 1.25 X 20, Ss (Large Battery)	4
13	1037355	(000000–) Screw, Hex, M8 X 1.25 X 35, 9.8, Sems	6
14	1210673	(000000–) Switch, Limit, N.C. [Cpi, Spst, 280 Mp]	1
15	09120	(000000–) Screw, Flt, Soc, M5 X 0.80 X 16, 10.9	2
16	06549	(000000–) Nut, Hex, Lock, M5 X 0.80, NI	2
17	1208673	(000000–) Plate, Door, Battery Rollout [T17]	1
18	1037355	(000000–) Screw, Hex, M8 X 1.25 X 35, 9.8, Sems (Small Battery)	6

Fig. 25 – Battery and Charger Group, 510AH

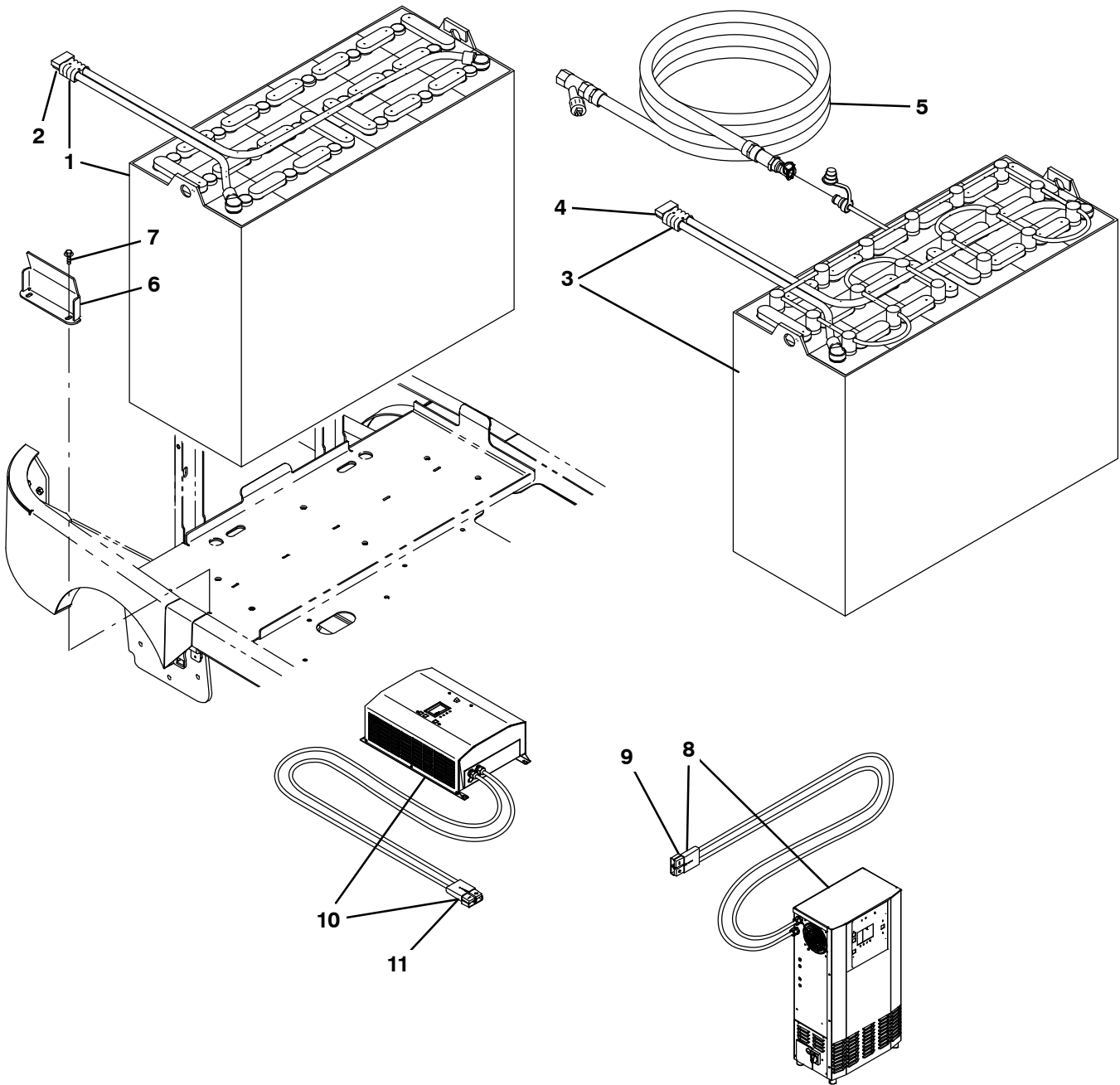


Fig. 25 – Battery and Charger Group, 510AH

	Ref.	Part No.	Serial Number	Description	Qty.
▽	1	1207937	(000000–) Battery, Wet, 36Vdc, 510Ah	1
▲	2	01726	(000000–) Connector, 350a, Gray	1
▽	3	1210314	(000000–) Battery, Wet, 36vdc, 510ah [W/Watering]	1
▲	4	01726	(000000–) Connector, 350a, Gray	1
	5	1213281	(000000–) Kit, Hose, Watering, Battery, 20ft	1
	6	1206951	(000000–) Bracket, Front, Battery	1
	7	1037354	(000000–) Screw, Hex, M8 X 1.25 X 30, 9.8 Sems	2
▽	8	1207934	(000000–) Charger, 36vdc/80a, 200–240vac 3ph	1
▲	9	01726	(000000–) Connector, 350a, Gray	1
▽	10	1207933	(000000–) Charger, 36vdc/80a, 200–240vac 1ph	1
▲	11	01726	(000000–) Connector, 350a, Gray	1
▽	10	1212157	(000000–) Charger, 36vdc/80a, 200–240vac 1ph (International Only)	1
▲	11	01726	(000000–) Connector, 350a, Gray	1

Fig. 26 – Battery and Charger Group, 750AH

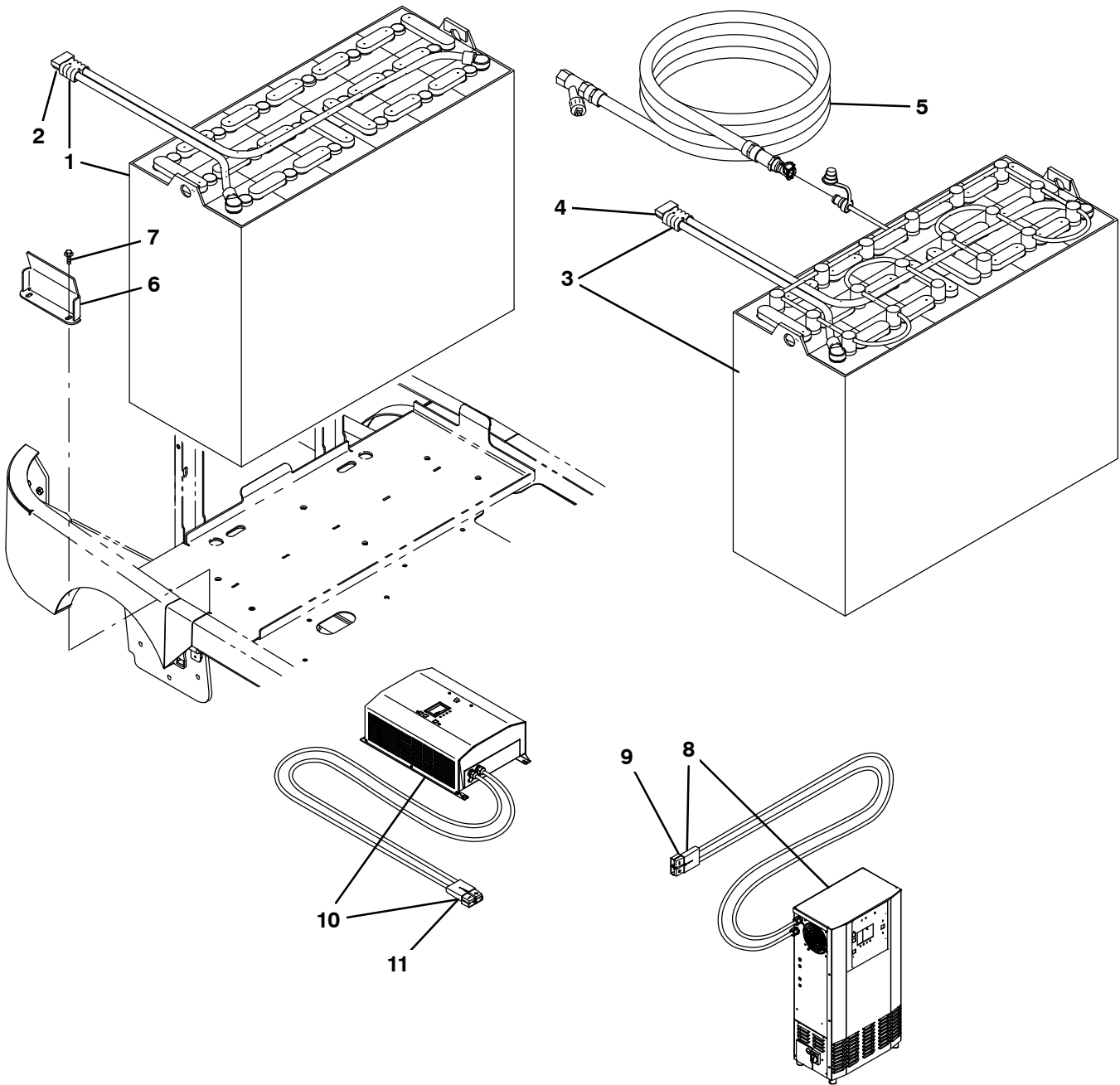


Fig. 26 – Battery and Charger Group, 750AH

	Ref.	Part No.	Serial Number	Description	Qty.
▽	1	1207938	(000000–) Battery, Wet, 36Vdc, 750Ah	1
▲	2	01726	(000000–) Connector, 350a, Gray	1
▽	3	1210315	(000000–) Battery, Wet, 36vdc, 750ah [W/Watering]	1
▲	4	01726	(000000–) Connector, 350a, Gray	1
	5	1213281	(000000–) Kit, Hose, Watering, Battery, 20ft	1
	6	1206951	(000000–) Bracket, Front, Battery	1
	7	1037354	(000000–) Screw, Hex, M8 X 1.25 X 30, 9.8 Sems	2
▽	8	1212158	(000000–) Charger, 36vdc/100a, 200–240vac 3ph	1
▲	9	01726	(000000–) Connector, 350a, Gray	1
▽	8	1207936	(000000–) Charger, 36vdc/120a, 480vac 3ph	1
▲	9	01726	(000000–) Connector, 350a, Gray	1
▽	8	1207935	(000000–) Charger, 36vdc/120a, 380–415vac 3ph (International Only)	1
▲	9	01726	(000000–) Connector, 350a, Gray	1
▽	10	9020652	(000000–) Charger Kit, 36vdc/80a, 200–240vac 1ph (International Only)	1
▲	11	01726	(000000–) Connector, 350a, Gray	1

Fig. 27 – Battery and Charger Group, 930AH

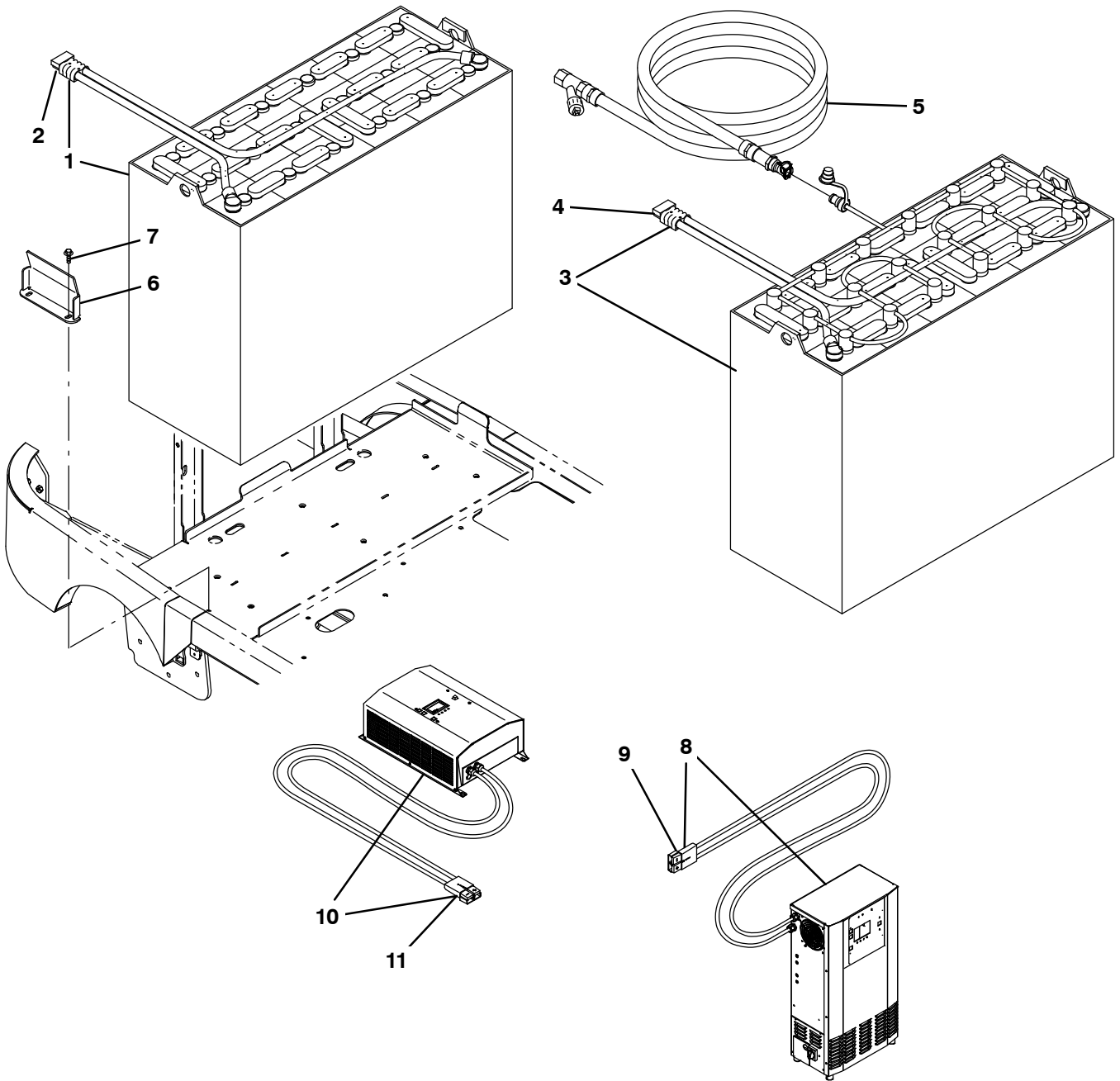
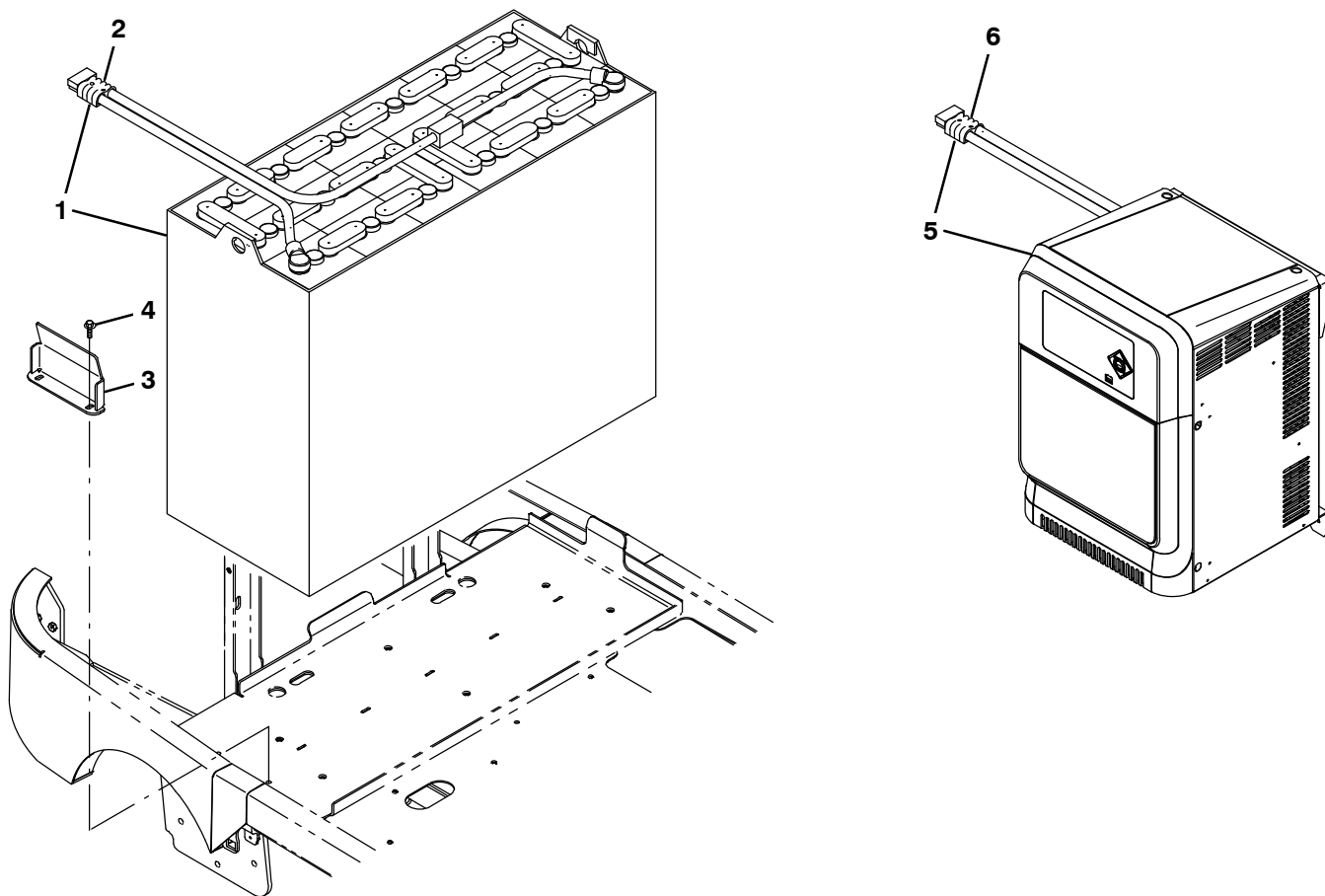


Fig. 27 – Battery and Charger Group, 930AH

	Ref.	Part No.	Serial Number	Description	Qty.
▽	1	1210313	(000000–) Battery, Wet, 36Vdc, 930Ah	1
▲	2	01726	(000000–) Connector, 350a, Gray	1
▽	3	1210316	(000000–) Battery, Wet, 36vdc, 930ah [W/Watering]	1
▲	4	01726	(000000–) Connector, 350a, Gray	1
	5	1213281	(000000–) Kit, Hose, Watering, Battery, 20ft	1
	6	1206951	(000000–) Bracket, Front, Battery	1
	7	1037354	(000000–) Screw, Hex, M8 X 1.25 X 30, 9.8 Sems	2
▽	8	1212158	(000000–) Charger, 36vdc/100a, 200–240vac 3ph	1
▲	9	01726	(000000–) Connector, 350a, Gray	1
▽	8	1207936	(000000–) Charger, 36vdc/120a, 480vac 3ph	1
▲	9	01726	(000000–) Connector, 350a, Gray	1
▽	8	1207935	(000000–) Charger, 36vdc/120a, 380–415vac 3ph (International Only)	1
▲	9	01726	(000000–) Connector, 350a, Gray	1
▽	10	9020652	(000000–) Charger Kit, 36vdc/80a, 200–240vac 1ph (International Only)	1
▲	11	01726	(000000–) Connector, 350a, Gray	1

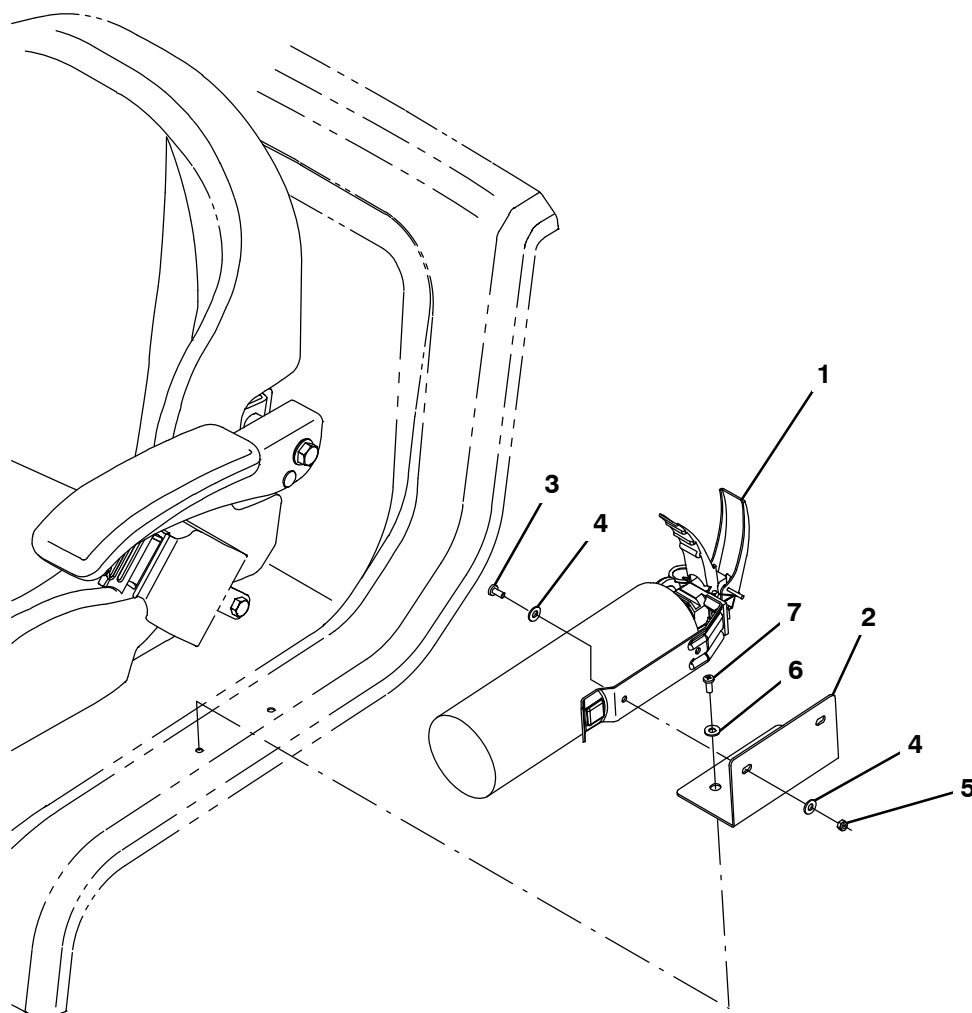
Fig. 28 – Battery and Charger Group, 930AH, Opportunity Charging



356657

Ref.	Part No.	Serial Number	Description	Qty.
▽	1	1225538	(000000-) Battery, Wet, 36Vdc, 930Ah [Spw/Wi-lq]	1
▲	2	01726	(000000-) Connector, 350a, Gray	1
	3	1206951	(000000-) Bracket, Front, Battery	1
	4	1037354	(000000-) Screw, Hex, M8 X 1.25 X 30, 9.8 Sems	2
▽	5	1219396	(000000-) Charger, 36 Vdc/240A, 480Vac [Opportunity]	1
▲	6	01726	(000000-) Connector, 350a, Gray	1
▽	5	1225535	(000000-) Charger, 36 Vdc 195A 400Vac [Opportunity] – (China Only)	1
▲	6	01726	(000000-) Connector, 350a, Gray	1

Fig. 29 – Fire Extinguisher Kit



356503

Ref.	Part No.	Serial Number	Description	Qty.
▽	9020139	(000000–) Parts Kit, Extinguisher, Fire, Ci	1
▲	1 25312	(000000–) Extinguisher, Fire, 2.5 Lb Dry	1
▲	2 1207986	(000000–) Bracket, Fire Extinguisher	1
▲	3 09738	(000000–) Screw, Hex, M5 X 0.80 X 12, Ss	2
▲	4 32483	(000000–) Washer, Flat, 0.25, Sae	4
▲	5 09739	(000000–) Nut, Hex, Lock, M5 X 0.80, NI, Ss	2
▲	6 140011	(000000–) Washer, Flat, 0.21b 0.45d .03, Ss	2
▲	7 360973	(000000–) Screw, Pan, Phl, 12–16 X 0.50, F/ Plstc	2

Fig. 30 – Transport Group

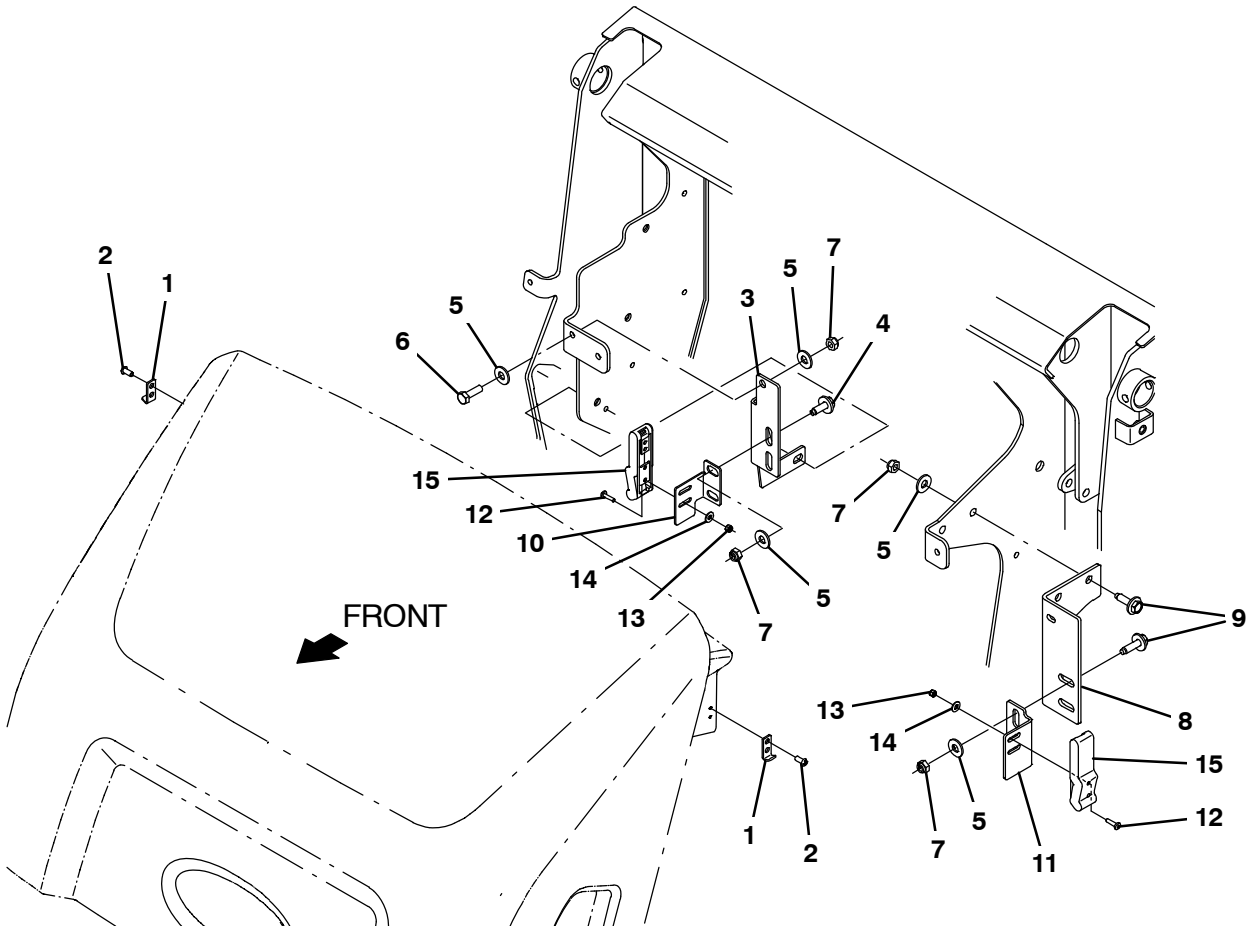
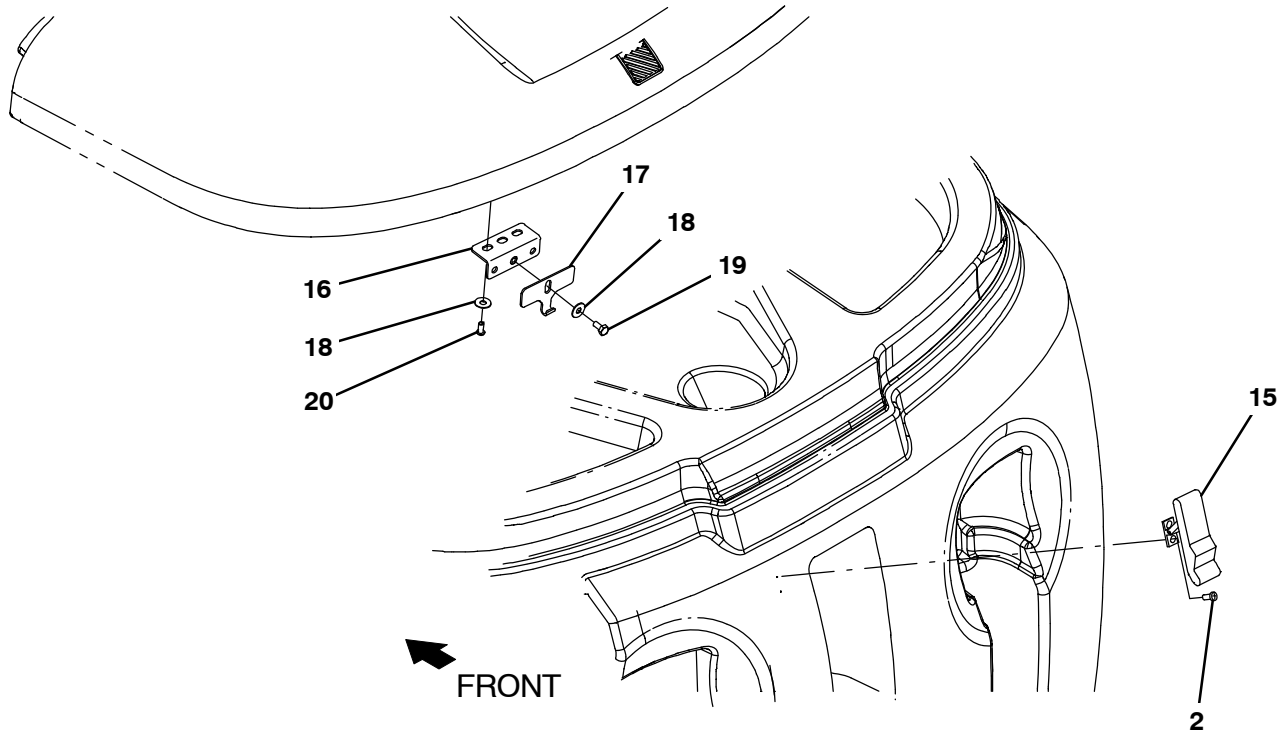


Fig. 30 – Transport Group

Ref.	Part No.	Serial Number	Description	Qty.
1	1226647	(000000–) Bracket, Mtg, Latch, Keeper	2
2	382320	(000000–) Screw, Pan, Phl, 12–16 X 0.50, F/ Plstc	6
3	1225991	(000000–) Bracket, Sppt, Transport [M17]	1
4	1037346	(000000–) Screw, Hex, M8 X 1.25 X 25, 9.8, Sems	2
5	01685	(000000–) Washer, Flat, 0.38b 0.88d .08, Ss	8
6	09010	(000000–) Screw, Hex, M8 X 1.25 X 25, Ss	1
7	08709	(000000–) Nut, Hex, Lock, M8 X 1.25, NI	7
8	1226043	(000000–) Bracket, Sppt, Transport [M17]	1
9	1037354	(000000–) Screw, Hex, M8 X 1.25 X 30, 9.8, Sems	4
10	1226000	(000000–) Angle, Mtg, Transport	1
11	1226049	(000000–) Angle, Mtg, Transport [M17]	1
12	06927	(000000–) Screw, Pan, Phl, M4 X 0.70 X 16, 4.8	4
13	33932	(000000–) Nut, Hex, Lock, M4 X 0.70, NI, Ss	4
14	01683	(000000–) Washer, Flat, 10, Ss	4
15	49800	(000000–) Latch	3
16	1040800	(000000–) Bracket, Latch, Cover	1
17	1040634	(000000–) Plate, Hook, Latch	1
18	01684	(000000–) Washer, Flat, 0.27b 0.69d .05, Ss	3
19	09744	(000000–) Screw, Hex, M6 X 1.00 X 12, Ss	1
20	222267	(000000–) Screw, Pan, Phl, 06–20 X 0.50, Fmg/Ab	2

Fig. 31 – Documentation Group

Ref.	Part No.	Serial Number	Description	Qty.
9017351	(000000-)	Manual, Oprtr [M17 Ele, En, Na]	1
9017352	(000000-)	Manual, Oprtr [M17 Ele, Es, Na]	1
9017353	(000000-)	Manual, Oprtr [M17 Ele, Fr, Na]	1
9017354	(000000-)	Manual, Oprtr [M17 Ele, Ptb]	1
9017355	(000000-)	Manual, Oprtr [M17 Ele, Jp]	1
9017356	(000000-)	Manual, Oprtr [M17 Ele, Cn]	1
9017357	(000000-)	Manual, Parts [M17 Ele, En, Na/Int]	1
9017358	(000000-)	Manual, Service Info [M17 Ele, En]	1
9017386	(000000-)	Video, Training, Oprtr, Dvd [M17]	1
9017385	(000000-)	Instr, Use&Care, Wallchart [M17]	1



To view, print, order, download the latest Parts manual, other language Operator manuals, and Use and Care Guides (wall charts) visit:

www.tennantco.com/manual

SECTION 4

Contents	Page
Fig. 1 – ec-H2O Module Assembly Breakdown, 9020260	4-2
Fig. 2 – Accelerator and Brake Pedal Assembly Breakdown, 1209411	4-4
Fig. 3 – Metering Solution Pump Breakdown, 386364	4-5
Fig. 4 – Electric Motor Breakdown, 1053342	4-6

Fig. 1 – ec-H2O Module Assembly Breakdown, 9020260

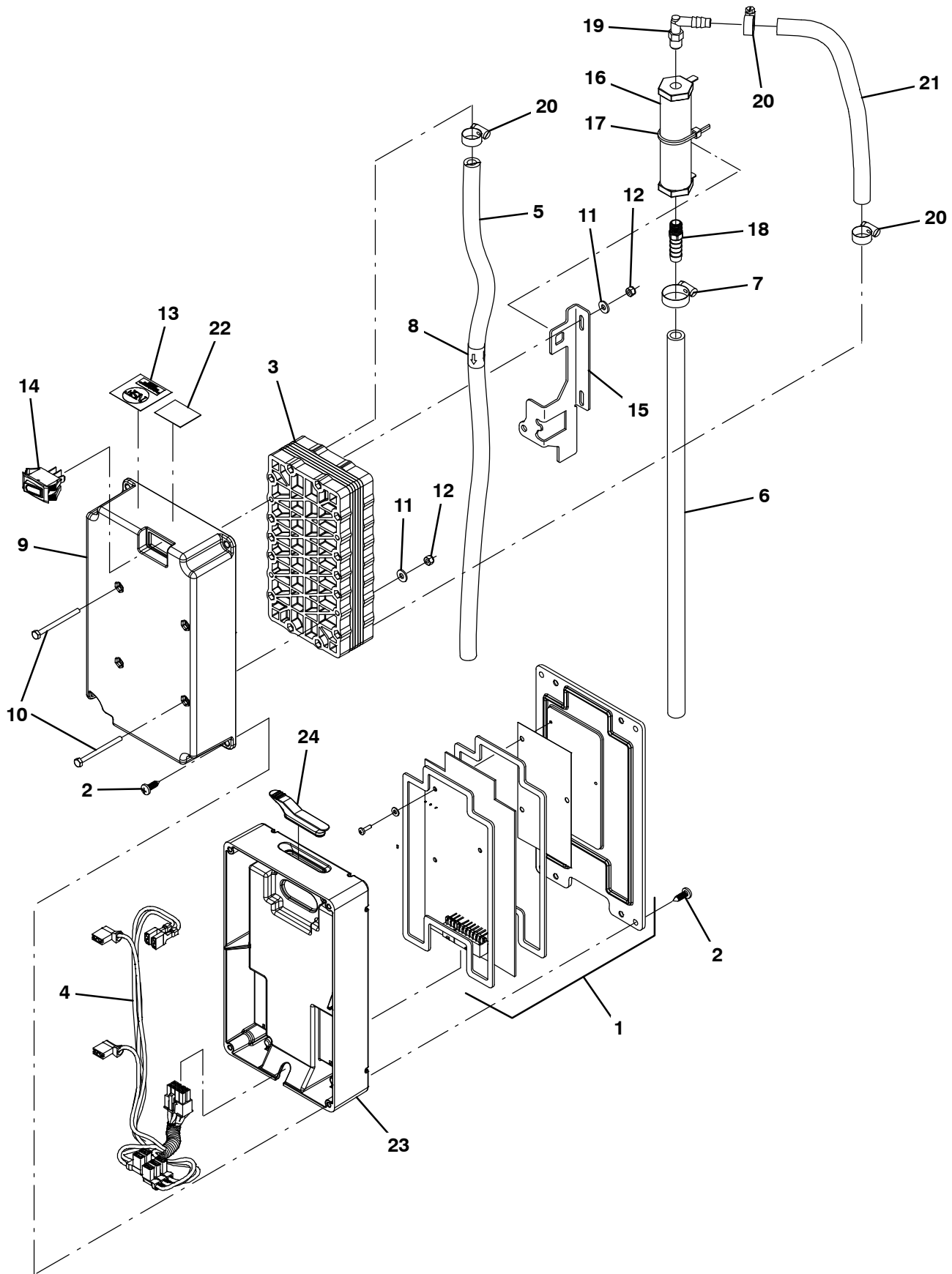
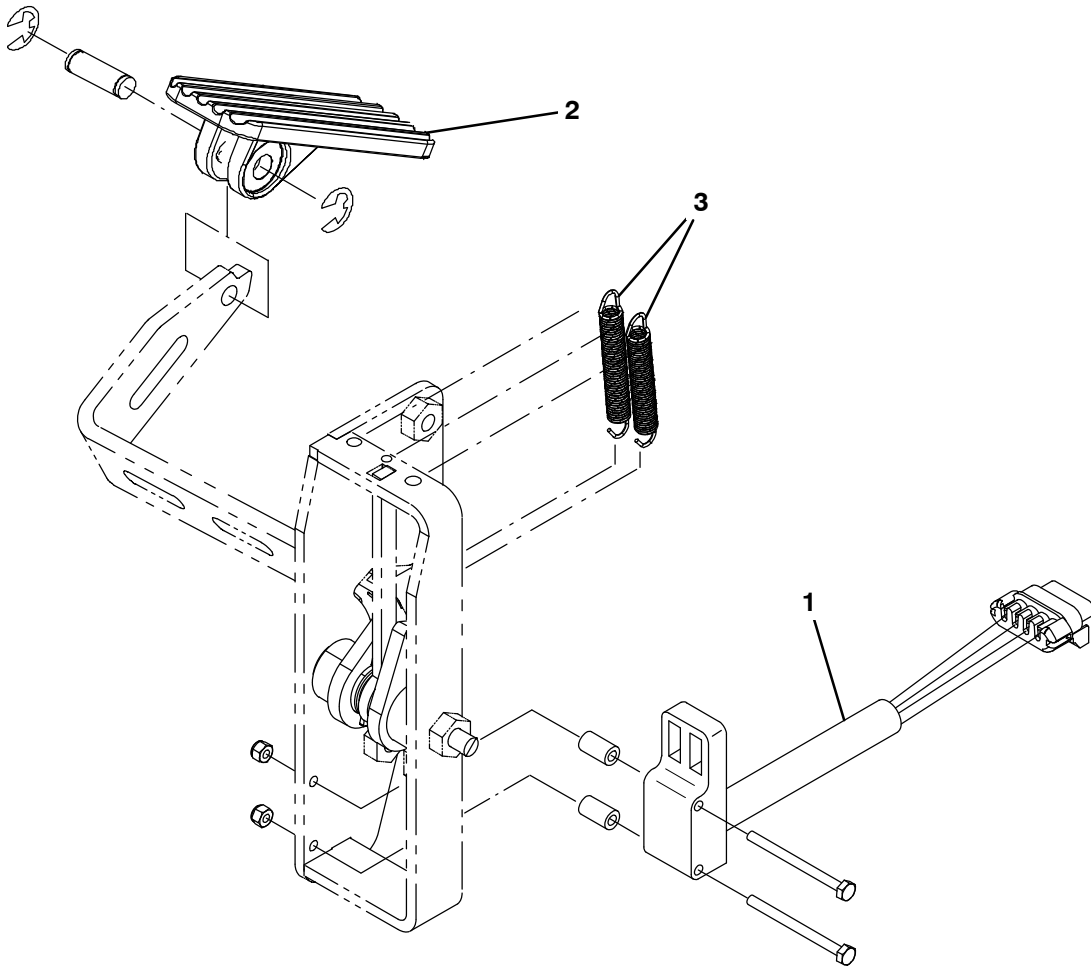


Fig. 1 - ec-H2O Module Assembly Breakdown, 9020260

Ref.	Part No.	Serial Number	Description	Qty.
▽	9020260	(000000-) Ec-H2o Module Kit, Afmkt [T17]	1
▲	1 9020261	(000000-) Circuit Board Kit, Ec-H2o, Afmkt [T17]	1
▲	2 1018155	(000000-) Screw, Pan, Phl, M5 X 0.80 X 16, Tcut,Ss	8
▲	3 1057637	(000000-) Electrode, 5 Plate, High Flow	1
▲	4 1069708	(000000-) Harness, Ele, Ech2o [T12 Module]	1
▲	5 9006268	(000000-) Hose, Pvc, Brd, 0.38id, 01Ft, Clr	1
▲	6 1014971	(000000-) Hose, Afmkt, Pvc, Brd, 01Ft, Clr	1
▲	7 54333	(000000-) Clamp, Hose, Wormdrive, 0.31-0.88d, .31w	1
▲	8 1049637	(000000-) Label, Direction [Ec-H2o]	1
▲	9 1051519	(000000-) Housing, Upper, Module, High Flow	1
▲	10 32509	(000000-) Screw, Hex, M4 X 0.70 X 50, Ss	4
▲	11 41579	(000000-) Washer, Flat, 08, Ss	4
▲	12 33932	(000000-) Nut, Hex, Lock, M4 X 0.70, NI, Ss	4
▲	13 1046041	(000000-) Label, Module [Nsf, Ec-H2o]	1
▲	14 1044393	(000000-) Switch, Rocker, Spst, Mom	1
▲	15 1048741	(000000-) Bracket, Valve, Large	1
▲	16 1062006	(000000-) Electrode, Cylindrical	1
▲	17 130773	(000000-) Tie, Cable, Nyl, 11.0l, .14w, 3.0 Max. D	1
▲	18 1055552	(000000-) Fitting, Brs, Str, Bm06/Pm02	1
▲	19 1051268	(000000-) Fitting, Plstc, E90, Bm05/Pm02, Nyl	1
▲	20 43844	(000000-) Clamp, Hose, Wormdrive, 0.25-0.62d, .31w	3
▲	21 1014971	(000000-) Hose, Afmkt, Pvc, Brd, 01Ft, Clr	1
▲	22 1068763	(000000-) Label, Date Code [Ec-H2o]	1
▲	23 1037032	(000000-) Housing, Bottom	1
▲	24 1054776	(000000-) Grommet, Blind	1

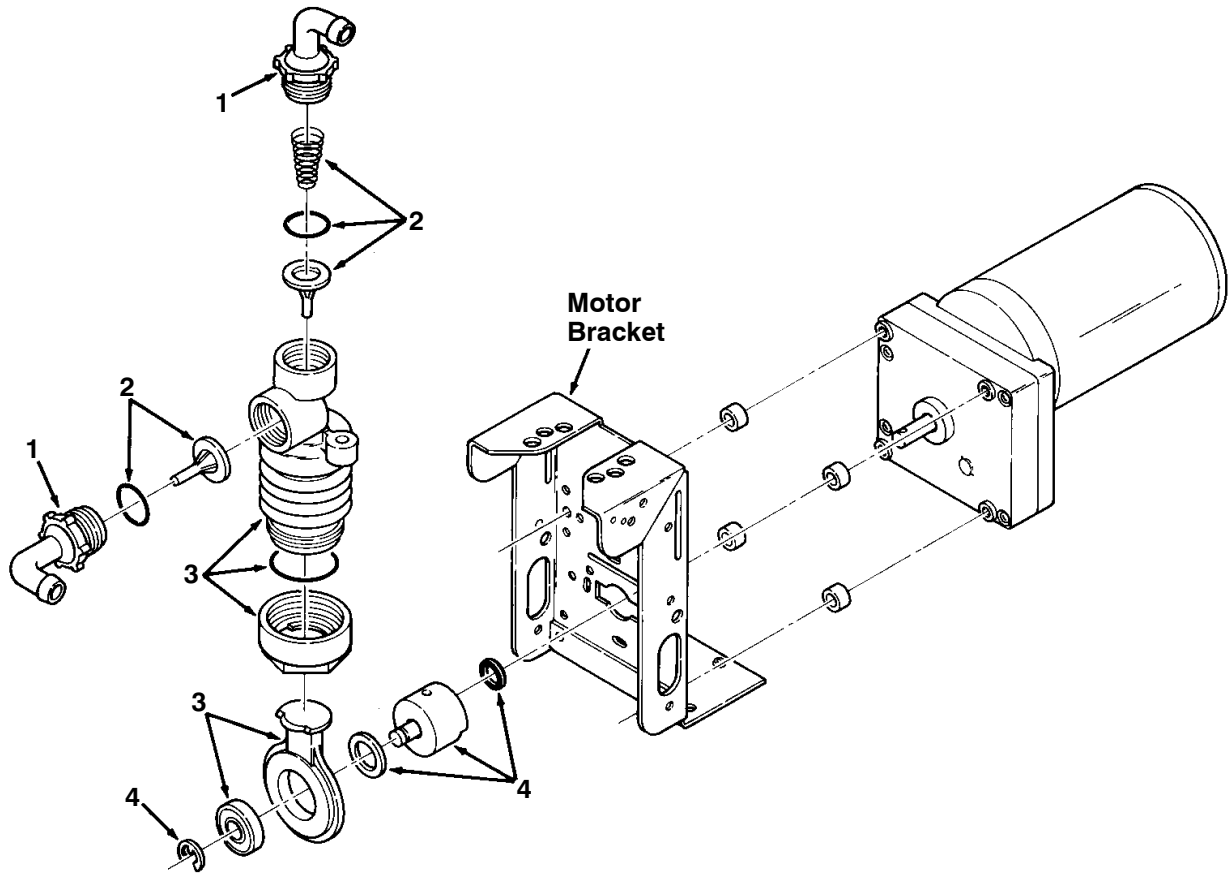
Fig. 2 – Accelerator and Brake Pedal Assembly Breakdown, 1209411



356515

Ref.	Part No.	Serial Number	Description	Qty.
▽	1209411	(000000–) Pedal Assy, Accelerator, W/O Brake	1
▲	1 1058687	(000000–) Sensor, Position [Hall]	1
▲	2 1071311	((000000–) Pedal, Foot, W/ Tread	1
▲	3 1061049	(000000–) Spring, Extn, 0.35od 0.05wir 02.8l	2

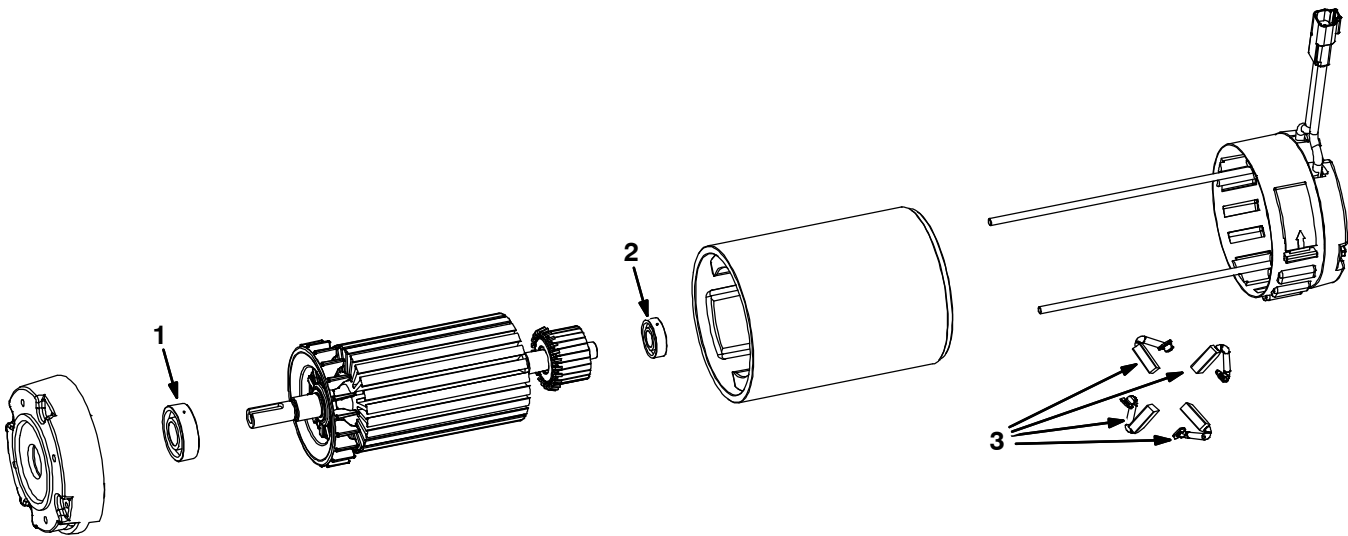
Fig. 3 – Metering Solution Pump Breakdown, 386364



00112

Ref.	Part No.	Serial Number	Description	Qty.
▽	386364	(000000–) Pump, Metering Solution	1
▲	1 63923	(000000–) Connector Kit, Tubing	1
▲	2 21659	(000000–) Valve Kit, Pump	1
▲	3 21661	(000000–) Replacement Kit, Bellows	1
▲	4 02430	(000000–) Crank Replacement Kit	1

Fig. 4 – Electric Motor Breakdown, 1053342



Ref.	Part No.	Serial Number	Description	Qty.
▽	1053342	(000000–) Motor, ele, 36Vdc 1750rpm 1.00hp 22.0a	1
▲	1	9013931	(000000–) Bearing, Motor, Ele	2
▲	2	9013934	(000000–) Bearing, Motor, Ele	2
▲	3	9011916	(000000–) Brush Kit, Motor	1

SECTION 5

CONTENTS

PAGE

PART NUMBER TO PAGE NUMBER CROSS REFERENCE LIST 5-2
PART DESCRIPTION TO PAGE NUMBER CROSS REFERENCE LIST 5-10

CROSS REFERENCE

PART NUMBER TO PAGE NUMBER CROSS REFERENCE LIST

Part Number	Page Number	Part Number	Page Number	Part Number	Page Number
00911	2-13, 2-29, 2-53	06958	2-31	09739	2-55, 2-57, 2-63, 3-29,
00911	2-13, 2-29, 2-53	06961	2-9, 2-67		3-33, 3-39, 3-59
00911	2-13, 2-29, 2-53	06965	3-43	09740	2-9, 2-15, 2-91, 3-47,
00912	2-11	06969	2-27, 2-47, 2-49		3-49
00926	2-63	06971	2-51, 2-65	09741	2-47
00928	2-49, 3-13	07112	2-65	09744	3-58
01316	3-25, 3-27	07259	2-23	09770	2-59, 2-85
01513	2-29	07450	2-87	09775	2-37, 2-87
01516	2-29, 2-87	07471	2-49	1002898	3-35
01683	2-63, 2-69, 3-23, 3-29,	07514	2-69, 2-95, 3-47	1002899	3-35
	3-31, 3-33, 3-35, 3-39,	07515	2-25, 2-95	1005218	3-25, 3-27
	3-47, 3-58	07786	2-55, 2-57, 2-89	1005630	3-17, 3-31, 3-33, 3-35
01684	2-7, 2-15, 2-29, 2-31,	07787	2-37, 2-87	1006400	3-17, 3-35
	2-49, 2-53, 2-55, 2-57,	07789	3-17	1006410	3-29
	2-59, 2-69, 2-73, 2-85,	07791	2-13, 2-73	1008142	2-13
	2-89, 3-11, 3-13, 3-25,	08175	2-85	1011170	3-35
	3-27, 3-49, 3-58	08178	2-15, 2-27, 2-85	1011409	2-49, 3-35
01685	2-7, 2-15, 2-19, 2-21,	08179	2-15, 2-37, 2-85	1011411	3-35
	2-29, 2-31, 2-37, 2-39,	08182	2-27, 2-29, 2-37	1011522	3-33
	2-43, 2-49, 2-79, 2-81,	08202	2-27	1011719	3-11
	3-9, 3-13, 3-25, 3-27,	08236	2-37, 2-39, 2-43, 2-55,	1011735	2-17
	3-29, 3-45, 3-49, 3-58		2-57, 2-87	1011837	3-39
01686	2-37, 2-49, 2-53, 2-55,	08346	2-65	1011885	3-31
	2-57, 2-85, 2-87, 2-89,	08708	2-25, 2-39, 2-43, 2-59,	10120	2-55, 2-57
	3-9, 3-11, 3-13		2-63, 2-73, 2-85, 2-95,	1013281	2-37
01713	2-25		3-39, 3-43, 3-47	1014163	2-29
01726	2-95, 3-51, 3-53, 3-55,	08709	2-7, 2-11, 2-13, 2-29,	1014295	3-41
	3-56		2-31, 2-39, 2-43, 2-63,	1014328	2-29, 2-53
02430	4-5		2-73, 2-91, 3-39, 3-58	1014563	2-85
02850	2-69	08711	2-27, 2-37, 2-65	1014949	3-33, 3-35
02942	2-41, 2-45	08712	2-7, 2-15, 2-47, 2-55,	1014971	4-3
03192	3-9		2-57, 2-73, 2-85, 2-99,	1014974	3-33
03193	3-9		3-29, 3-49	1014976	3-17, 3-33
04051	2-11	08713	2-7, 2-37, 2-39, 2-43,	1014981	3-31
04743	3-11		2-55, 2-57, 2-79, 2-81,	1015025	3-17
04843	2-85		3-11, 3-15, 3-25, 3-27,	1015032	3-29
04846	2-11, 2-55, 2-57		3-45, 3-49	1015455	3-33
04928	2-47	08714	2-37, 2-85, 2-87, 2-89	1016063	2-5
05134	3-29	08716	2-7, 2-15, 2-83	1016331	2-15, 2-75
05685	2-87	09005	3-39	1016354	2-49
05686	2-87	09007	2-53, 3-29	1016399	2-59
06415	2-59, 2-85	09010	2-7, 2-9, 2-49, 2-79,	1017218	2-9, 2-19, 2-29, 2-53,
06416	2-63		3-15, 3-17, 3-31, 3-33,		2-59, 2-71, 2-75, 2-79,
06549	2-41, 2-45, 3-5, 3-7,		3-58		2-91, 2-93, 3-9, 3-11,
	3-47, 3-49	09011	2-7, 2-15, 2-75, 2-79,		3-13, 3-15, 3-31
06919	2-93, 2-97		3-11, 3-13, 3-15, 3-29,	1017441	2-41, 2-45
06926	2-93, 3-19		3-31	1017802	2-41, 2-45
06927	2-13, 2-25, 2-69, 2-99,	09023	2-7	1018155	4-3
	3-47, 3-58	09028	2-53	1018276	2-85
06933	3-5, 3-7	09062	2-37, 2-61	1019285	2-79, 3-27, 3-29
06935	2-91	09120	3-49	1020168	2-11
06942	2-19, 2-25, 2-95, 2-97,	09162	2-11	1020341	2-9, 2-13, 2-17, 2-19,
	3-11	09198	2-3		2-29, 2-69, 2-73, 2-77,
06943	3-39, 3-43	09200	3-33		2-79, 2-81, 2-83, 2-91,
06944	2-29, 2-53	09291	2-55, 2-57		2-93, 3-5, 3-33, 3-39
06946	2-25, 2-39, 2-43	09570	2-91, 2-95, 3-47	1022671	3-41
06948	2-25	09738	2-53, 2-63, 2-69, 3-17,	1022846	2-55, 2-57
06955	2-39, 2-43		3-33, 3-35, 3-59	1023676	2-27
06957	2-63			1023677	2-27

CROSS REFERENCE

Part Number	Page Number	Part Number	Page Number	Part Number	Page Number
1024977	3-43	1054654	2-11	1064184	2-93, 3-3, 3-5, 3-7, 3-19, 3-33
1026014	2-79	1054662	2-73, 3-11	1064188	2-97, 3-5, 3-7, 3-39
1027798	3-5, 3-7	1054776	4-3	1064191	3-5
1027800	3-5, 3-7	1054795	3-17	1064440	2-113
1027976	3-39	1054945	2-87	1065134	2-55, 2-57
1028522	2-7	1055254	3-33	1065343	2-113
1028581	3-35	1055396	2-89	1066429	2-91
1031413	2-87	1055552	4-3	1066431	2-75, 2-83
1031575	3-23	1056412	2-11	1066434	2-79
1034731	2-53, 2-93, 2-99	1056719	3-39	1066919	3-39
1036892	2-59, 2-63	1056838	2-53	1067059	2-67
1037032	4-3	1056979	3-5	1067526	3-33
1037346	2-7, 2-29, 2-65, 2-67, 2-69, 2-73, 3-3, 3-39, 3-58	1056982	3-39	1068510	2-95, 2-97
1037354	2-7, 2-29, 2-31, 2-39, 2-43, 3-51, 3-53, 3-55, 3-56, 3-58	1057043	2-11	1068763	4-3
1037355	2-19, 2-73, 3-49	1057214	2-79	1069311	2-75
1037822	1-1, 2-79	10575	3-25, 3-27	1069322	2-17
1037827	2-47	1057554	2-13	1069326	2-75
1039392	3-7	1057572	2-13	1069467	3-47
1039557	3-33, 3-35	1057629	2-29	1069580	3-47
1039998	2-25	1057637	4-3	1069671	3-37
1040049	2-11	1057780	2-7	1069708	4-3
1040467	2-11, 2-25, 3-33	1057785	2-11	1069746	3-7
1040634	3-58	1057814	3-39	1070541	3-47
1040800	3-58	1057816	3-39	1070658	3-47
1040868	3-33	1057978	3-29	1070757	3-47
1044351	2-71	1058340	2-93	1071085	3-7, 3-17, 3-31, 3-47
1044352	2-71	1058679	2-17	1071311	4-4
1044393	4-3	1058687	4-4	1072978	2-95
1045034	3-25, 3-27	1058694	3-5	1072979	2-95
1045041	2-49, 2-51	1059073	2-11	1072999	3-21
1045487	2-55, 2-57, 2-75	1059231	3-33	1073059	3-47
1045525	2-17, 2-89	1059342	3-5	1073181	2-13
1046041	4-3	1059938	3-5	1074075	3-45
1047349	2-71	1059969	2-65	1074103	2-112
1048353	2-31, 2-69	1060103	3-9	1074536	2-95
1048741	4-3	1060128	3-39	1074570	2-25
1048955	2-19	1060276	2-93	1074597	2-112
1049637	4-3	1060428	3-39	1074599	2-95
1049982	2-69	1060440	3-41	1074600	3-47
1050003	2-113	1060673	2-75	1074601	3-47
1050827	2-93	1060691	3-41	1074602	2-112
1051024	2-5	1060708	3-41	1074603	2-71
1051030	2-3	1060718	3-41	1074672	3-3
1051052	2-19, 2-21	1060720	3-41	1074713	2-95
1051268	4-3	1061049	4-4	1074845	2-17
1051519	4-3	1061356	3-41	1074940	2-112
1051800	3-23	1061570	3-41	1075003	2-17
1052010	3-35	1061571	3-41	1075086	2-69
1052123	2-25	1061910	2-95	1075150	2-25
1052532	2-89	1061918	2-95	11329	2-29, 2-31, 2-69, 3-25, 3-27
1052726	2-17	1061954	3-29	11398	2-41, 2-45
1052962	2-7	1062006	4-3	11399	2-77, 3-25, 3-27
1053291	2-71	1062106	3-5	11531	2-77
1053321	2-71	1062386	2-23	11635	3-13
1053342	2-29, 4-6	1062403	3-33	1200149	2-83
1054178	3-39	1062651	2-75	1200328	3-17, 3-33
		1062659	3-41	1200394	3-39
		1062813	2-113	1200467	3-35
		10632-2	3-7		
		1063263	3-5		

CROSS REFERENCE

Part Number	Page Number	Part Number	Page Number	Part Number	Page Number
1200634	3-11	1206251	2-89	1207903	2-85
1200642	3-41	1206303	3-35	1207911	3-41
1200863	3-11	1206370	1-1, 2-81	1207922	2-19
1201101	3-11	1206424	2-19	1207933	3-51
1201149	3-13	1206431	2-95	1207934	3-51
1201267	2-83	1206456	3-39	1207935	3-53, 3-55
1201393	3-39	1206470	2-37, 2-47	1207936	3-53, 3-55
1201423	3-39	1206475	3-13	1207937	3-51
1201428	2-21	1206482	3-39	1207938	3-53
1201434	2-81, 3-45	1206530	2-89	1207946	2-91
1201441	3-35	1206722	2-39, 2-43, 3-11	1207961	3-43
1201500	2-39, 2-43, 3-11	1206723	3-11	1207981	2-15
1201894	2-19	1206774	2-83	1207984	2-27
1202779	2-7, 2-61	1206785	2-19	1207986	3-59
1202860	2-93, 2-99, 3-19	1206821	2-87	1208043	3-25, 3-27
1202864	2-95	1206844	2-87	1208053	3-43
1202868	2-93	1206865	2-87	1208106	2-27
1203454	3-33, 3-35	1206872	2-85	1208109	3-43
1203814	3-33	1206948	2-75	1208128	3-9
1203848	2-83	1206951	3-51, 3-53, 3-55, 3-56	1208153	2-87
1203947	3-39	1206961	2-79	1208155	2-87
1203996	3-33, 3-35	1207034	2-87	1208156	2-87
1204024	3-33	1207039	2-83	1208162	2-15
1204077	2-61	1207086	1-1, 2-89	1208185	2-17
1204338	3-33, 3-35	1207087	1-1, 2-89	1208187	2-17
1204356	2-49	1207103	2-89	1208203	2-27
1204357	2-53	1207108	2-51	1208208	2-47
1204441	2-53	1207126	2-51	1208247	2-85
1204458	2-49	1207127	2-51	1208274	2-85
1204460	2-49	1207130	2-79	1208356	1-1, 2-89
1204634	2-53	1207131	2-91	1208357	1-1, 2-89
1204637	2-53	1207145	2-91	1208358	2-89
1204638	2-53	1207184	2-27	1208359	2-89
1204639	2-53	1207209	2-79	1208363	2-7
1204640	2-53	1207272	2-75	1208364	2-7
1204642	2-53	1207284	3-31	1208412	2-93
1204643	2-53	1207341	2-83	1208432	3-17
1204713	2-47	1207362	2-91	1208433	3-17
1204790	2-53	1207436	2-27	1208434	3-17
1204791	2-53	1207444	3-9	1208486	2-77
1204880	2-53	1207466	2-85	1208512	2-15
1204881	2-53	1207517	3-41	1208527	3-49
1204926	3-9	1207518	2-77	1208625	2-11
1204972	3-9	1207562	2-81	1208629	2-89
1204974	3-9	1207566	2-15	1208673	3-49
1205010	2-51	1207571	2-15	1208691	2-95
1205011	2-51	1207608	2-89	1208710	3-9
1205049	2-79	1207654	2-15	1208714	3-9
1205073	2-19	1207656	3-11	1208730	2-89
1205131	2-49	1207659	3-29	1208732	3-31
1205133	2-47	1207661	1-1, 2-89	1208733	3-27
1205428	2-77	1207701	3-47	1208748	2-83, 2-91
1205553	2-85	1207725	3-9	1208858	2-89
1205797	2-79	1207739	2-85	1208906	2-89
1205801	2-83	1207750	3-31	1208971	2-23
1205811	2-83, 2-91	1207757	2-85	1208974	2-23
1205863	2-7	1207774	3-39	1208977	2-11, 2-23
1205864	2-7	1207866	3-15	1208983	2-23
1206099	2-81	1207887	2-79	1208985	2-23
1206119	2-79	1207902	3-43	1208986	2-23

CROSS REFERENCE

Part Number	Page Number	Part Number	Page Number	Part Number	Page Number
1208987	2-23	1212350	2-7	1216300	3-13
1208989	2-23	1212366	3-45	1216303	3-13
1208991	2-23	1212400	2-15	1216310	3-11
1208999	2-23	1212415	2-19	1216313	3-11
1209052	2-23	1212443	3-33	1216314	3-11
1209120	2-89	1212607	2-23	1216315	3-11
1209121	2-89	1212623	2-47	1216319	3-13
1209122	2-89	1212782	2-89	1216320	3-13
1209190	2-91	1212849	2-53	1216321	3-13
1209194	2-19	1212887	2-77	1216323	3-13
1209368	3-49	1213007	2-55	1216473	2-65
1209411	2-9, 4-4	1213059	2-93	1216488	2-65
1209444	2-25, 2-89	1213060	2-55	1216500	2-71
1209678	3-11	1213061	2-55	1216507	2-15
1209684	2-81	1213093	2-55, 2-57	1216550	2-69
1209712	2-87	1213110	2-79	1216576	2-65
1209769	2-47	1213118	3-45	1216577	2-65
1209915	3-9	1213161	2-51	1216625	2-69
1209960	2-23	1213182	3-45	1216637	2-69
1209964	2-23	1213186	3-45	1216690	2-65
1209965	2-23	1213206	3-45	1216717	3-23
1209966	2-23	1213211	1-1, 2-55, 2-57	1216753	2-99
1209968	2-23	1213228	2-57	1216775	2-65
1209969	2-23	1213243	2-57	1216819	2-59
1209995	2-23	1213244	2-57	1216822	2-73
1210022	2-87	1213266	1-1, 2-55, 2-57	1216827	2-69
1210177	2-47	1213267	2-55, 2-57	1216839	2-59
1210179	2-47, 2-51	1213281	3-51, 3-53, 3-55	1216858	2-59
1210262	2-47	1213362	3-45	1216918	2-69
1210286	2-23	1213392	3-45	1216943	2-59
1210312	3-11	1213461	2-15	1216949	2-55, 2-57
1210313	3-55	1213513	3-41	1216950	2-55
1210314	3-51	1213530	2-89	1216951	2-57
1210315	3-53	1213539	2-89	1216961	2-59
1210316	3-55	1213799	3-41	1216980	2-59
1210399	2-93, 2-99, 3-19	1214093	2-77	1217002	2-69
1210581	3-11	1214095	3-25, 3-27	1217005	3-11
1210618	2-51	1214173	2-83	1217010	2-73
1210624	2-47	1214174	2-83	1217072	2-65
1210630	2-47	1214326	3-45	1217080	2-63
1210660	2-49	1214337	2-81	1217120	2-63
1210667	2-49	1214545	2-59	1217128	2-31
1210673	3-49	1214550	2-93	1217151	2-37
1210711	2-7	1214566	2-93	1217152	2-37
1210807	2-39, 2-43, 2-51, 2-63, 2-69, 2-97, 2-99, 3-3, 3-11, 3-15, 3-19, 3-23, 3-31, 3-47	1214622	2-13	1217187	3-29
		1214737	2-13	1217201	2-41
1210970	2-93, 2-97	1215151	2-7	1217322	2-23
1210971	2-91	1215171	2-71	1217422	2-99
1211150	3-41	1215584	2-17	1217475	2-15
1211884	2-55, 2-57	1215585	2-17	1217545	1-1, 2-29
1211952	2-23	1215689	2-63	1217546	1-1, 2-29
1211963	3-45	1215693	2-63	1217547	2-61
1212006	3-45	1215747	2-65	1217573	2-17
1212112	2-27	1215855	2-41, 2-45	1217598	3-11
1212157	3-51	1216252	3-11	1217601	2-13
1212158	3-53, 3-55	1216256	3-11	1217649	2-63
1212248	2-7	1216257	3-11	1217685	2-45
1212298	2-75	1216258	3-15	1217704	2-29
		1216279	3-11	1217751	2-25
		1216293	3-15	1217792	2-13

CROSS REFERENCE

Part Number	Page Number	Part Number	Page Number	Part Number	Page Number
1217821	2-59	1220232	2-5	1224712	2-37
1217835	2-39, 2-43	1220240	2-5	1224776	2-13
1217922	2-65	1220243	2-5	1224777	2-13
1218023	2-23	1220430	3-25, 3-27	1224893	2-11, 2-13
1218038	2-63	1220450	2-37	1224933	3-13
1218041	2-63	1220508	2-29	1224934	3-13
1218042	2-63	1220800	2-67	1224935	3-13
1218065	2-29	1220899	2-7	1224938	3-13
1218085	2-75	1220927	2-63	1225382	2-63
1218129	3-11	1221016	2-39, 2-43	1225398	2-5
1218173	2-69	1221017	2-39, 2-43	1225437	3-49
1218178	2-63	1221023	2-39	1225439	3-31
1218213	2-9	1221161	2-25, 2-77	1225442	2-25
1218279	3-15	1221203	2-43	1225464	2-113
1218322	2-31, 2-69	1221283	2-7	1225465	2-113
1218331	2-69	1221370	2-59	1225466	2-113
1218371	2-69	1221456	2-39	1225467	2-113
1218383	2-75	1221457	2-43	1225535	3-56
1218400	2-71	1221486	2-39, 2-43	1225538	3-56
1218579	2-15	1221530	2-39, 2-43	1225549	2-5
1218580	2-15	1221590	1-1, 2-29	1225563	2-23
1218625	2-17	1221611	2-39, 2-43	1225631	2-65
1218626	2-17	1221794	2-25	1225730	2-29
1218630	2-17	1221952	3-17, 3-33	1225991	3-58
1218732	2-97	1222016	2-37	1226000	3-58
1218851	2-11	1222112	2-73	1226043	3-58
1218852	2-11	1222527	2-35, 2-73	1226049	3-58
1218881	2-63	1222528	2-73	1226141	2-13
1218918	2-31, 2-33	1222529	2-73	1226312	2-69
1218920	2-17	1222532	2-73	1226407	2-39, 2-43
1218994	3-3	1222534	2-73	1226634	2-95
1219033	2-31, 2-33	1222545	2-49	1226647	3-58
1219037	2-11	1222738	2-37	1226827	2-73
1219071	2-29, 2-33	1222845	2-37	12269	2-29
1219083	2-31, 2-35	1223001	3-13	1227026	2-63
1219090	2-29	1223002	2-69	12273	2-53, 2-59, 2-65, 2-75, 2-79, 3-9, 3-13, 3-31
1219111	2-97	1223086	2-73	1227379	2-7
1219157	2-59	1223100	2-29	12274	2-13
1219160	2-31	1223184	2-59	1227424	2-37
1219167	2-29	1223185	2-7	12277	2-69
1219236	2-31, 2-33	1223190	2-59	1227790	2-37
1219243	2-31, 2-35	1223228	2-7	1228214	2-37
1219248	2-31	1223270	2-73	1228337	2-65
1219280	2-31	1223271	2-73	1228461	2-63
1219303	2-29	1223281	2-73	12309	3-11
1219358	2-29	1223368	2-41, 2-45	12316	3-39
1219396	3-56	1223496	2-69	12317	2-87
1219422	2-29	1223519	2-69	12333	2-19, 2-59, 2-71, 2-79, 3-11, 3-45
1219573	2-37	1223524	2-69	130773	2-39, 2-43, 2-83, 3-7, 3-17, 3-31, 3-39, 4-3
1219592	2-31	1223586	2-73	13766	2-63
1219608	2-29	1223784	2-73	13773	2-25
1219642	2-29	1223797	2-39, 2-43	140011	3-59
1219725	2-29	1224133	2-37	140027	2-59
1220158	2-61	1224134	2-37	140045	3-43
1220159	2-61	1224155	2-71	140324	2-91
1220192	2-3	1224157	2-31	14242	2-27
1220193	2-3	1224341	2-11	14529	2-85
1220194	2-3	1224454	2-11		
1220201	2-3	1224699	2-13		
1220230	2-5	1224700	2-11		

CROSS REFERENCE

Part Number	Page Number	Part Number	Page Number	Part Number	Page Number
14595	2-27	223065	2-13	363162	2-89, 3-13, 3-15
14595-1	2-15	223198	2-51	363301	3-13
14799	2-13	230735	2-79	363469	2-55, 2-57
14877	3-27, 3-29	23146	2-7	363976	2-37
150208	3-33	23788	2-63	365096	3-25, 3-27
150538	3-17, 3-33	23788-1	2-63	367679	2-69
150713	2-49	24105	3-25, 3-27	368176	2-23
15331	2-87	24196	3-29	369359	3-43
15675	2-83, 3-13	24199	3-47	369415	3-49
15678	2-53, 2-55, 2-57, 2-73, 2-91	24265	3-31	369781	2-39, 2-43
16411	1-1	24584	3-39	370094	2-3
16412	1-1	25015	2-37	370095	2-3, 2-5
16735	2-13, 2-55, 2-57, 3-23	25312	3-59	375321	3-25, 3-27
16879	2-47, 2-73	25735	2-55, 2-57, 2-85	377084	3-3, 3-5, 3-7
16930	2-37	26315	2-23	377349	2-75, 3-29
16931	2-11, 2-13, 2-29	26395-1	3-13	377364	2-49, 3-13
16960	2-23	26428	2-53	377537	1-1
17260	2-3	28010	2-29	377538	1-1
17261	2-3	29558	2-29	377540	1-1
17262	2-3	29570	2-83	379829	2-79
17263	2-3	29584	2-47, 3-11	381502	2-27
17404	2-55, 2-57, 2-73	30406	2-71	382320	2-79, 2-83, 3-58
17461	2-29, 2-65, 2-85	32483	2-13, 2-19, 2-23, 2-25, 2-39, 2-43, 2-69, 2-73, 2-95, 2-97, 2-99, 3-5, 3-43, 3-47, 3-59	383725	2-17
17521	3-25	32485	2-11, 2-15, 2-39, 2-43	383726	3-19
18136	2-29	32486	2-27, 2-37, 2-65	383727	2-97
18595	2-77, 3-25, 3-27	32490	2-59, 2-63, 2-91, 3-7, 3-17, 3-31, 3-33	385685	2-79, 3-27, 3-29
19065	2-25, 2-69	32491	2-7, 2-9, 2-11, 2-13, 2-27, 2-29, 2-73, 2-91	386063	2-25
19066	2-11, 2-41, 2-45, 2-71, 3-5, 3-7	32492	2-7, 2-9, 2-23, 2-37, 2-59, 2-65, 2-67, 2-83, 3-43	386088	2-55, 2-57
19312	2-7, 2-61, 2-83, 2-95, 2-99	32509	4-3	386230	2-3
19314	2-95, 2-99	32598	3-39	386240	2-3
19315	3-5	32716	2-65	386250	2-3
19324	2-25	32899	2-15, 2-27	386257	2-53
20170	2-25, 2-27	32969	2-27	386274	2-53
20802	2-83	32980	2-25	386299	3-11
20944	3-31	32982	2-99	386324	2-75
20950	3-17, 3-31	32984	2-25	386364	3-31, 4-5
20951	3-31	33295	3-25, 3-27	386391	2-55, 2-57
20952	3-31	33584	3-39	386539	2-65
21120	2-7	33807	2-93, 2-97	386652	3-29
21196	3-43	33925	2-23	386801	2-63
21198	2-29	33930	2-95, 3-11, 3-47	386807	2-95
21606	2-89	33932	3-31, 3-58, 4-3	386810	2-25
21659	4-5	33948	2-59	386847	2-87
21661	4-5	35529	2-63	386997	2-65
222158	2-49	35843	2-47, 2-65	386998	2-65
222260	2-47	360369	2-19, 2-21	386999	2-65
222267	2-17, 3-5, 3-58	360370	2-19, 2-21	39005	3-11
222290	2-17	360460	2-79	390994	2-75
222460	2-39, 2-43	360943	2-5	391345	2-89
222496	2-15	360973	2-11, 3-59	391434	2-85
222497	2-15	361076	2-17	39239	2-91
222505	2-13, 3-13	361144	2-17	39279	2-29
222516	2-7, 2-39, 2-43, 2-73	363087	2-87	39281	2-27
222809	3-19			39283	2-9
222818	2-29, 2-53			39285	2-23
22297	3-45			39308	3-11
223054	2-85			39311	3-11
				39322	2-71
				39349	2-13, 2-25, 2-27, 3-9, 3-49

CROSS REFERENCE

Part Number	Page Number	Part Number	Page Number	Part Number	Page Number
394349	2-37	58359	2-63	79217	2-87
397779	3-41	58979	3-49	79273-2	2-77
397980	2-3	59542	2-63	79497	3-25, 3-27
398500	3-39	59658	2-15, 2-59, 2-79	79506	3-49
398501	2-17	59668	2-47	79874	2-67
398508	2-17	59965	2-63	80409	3-13
398526	3-5	605070	2-15, 2-27	80491	2-55, 2-57
398806	2-83, 2-91	611221	3-47	82829	2-79
40607	3-23	630146	2-77	83159	3-5, 3-7
41140	2-69	630258	2-27	84028	2-49, 2-51
41141	2-7, 2-17, 2-69, 2-71	63233	3-11	86379	2-95
41143	2-51	63244-2	3-25, 3-27	86508	3-25, 3-27
41185	2-29, 2-53	63810	2-49, 2-51, 3-17, 3-25, 3-27, 3-29	86618	2-71
41186	2-49, 2-53, 2-65, 3-13	63923	4-5	87147	2-63
41358	2-23	63987-1	3-39	87172	2-7
41410	3-25, 3-27	64425	2-55, 2-57	87173	3-35
41430	3-9, 3-43	64778	3-39	89046	2-5
41437	2-19, 2-21	66211	2-27	89047	2-5
41579	2-3, 4-3	66213	2-27	89048	2-5
41702	2-95, 2-99	68567	2-51	89049	2-5
42120-1	2-63	69461	3-23	9000845	3-5, 3-7
43555	3-17, 3-33	69972	3-43	9000879	3-5, 3-7
43844	3-17, 3-31, 3-33, 3-35, 4-3	70158	2-27	9006268	4-3
44906	2-29, 2-47, 3-11	70161	2-27	9008155	3-41
46390	2-53	70651	2-11	9008182	3-3
46657	2-15, 2-37, 2-39, 2-43	71274	2-85	9009990	3-47
46983	2-75	71579	2-7	9011916	4-6
47388	3-39	71607	2-55, 2-57	9013046	2-57
47585	2-73	71628	3-29	9013047	2-57
48258	3-5	72968	2-49	9013756	2-55
49162	2-69	72970	2-7	9013757	2-57
49177	2-19, 2-21	73342	3-29	9013931	4-6
49263	3-5	73377	2-37	9013934	4-6
49266	3-5	73468	3-29	9014285	2-87
49697	2-53, 3-23	74440	2-15	9014338	3-29
49800	3-58	74455	2-51, 3-7	9014662	2-5
49826	2-91, 2-95, 3-9	76062	2-95, 2-99	9014664	2-5
49891	2-83	762427	2-67	9014666	2-3
49914	2-39, 2-43	762428	2-67	9014997	2-23
50335	2-53	763041	3-11	9014998	2-13
50850	2-71	763045	2-7	9014999	2-11
51103	2-85	763064	2-39, 2-43	9015002	2-93
51338	2-27	763065	2-63	9015013	2-67
51339	2-27	763114	2-11, 2-25, 2-93, 3-3, 3-19, 3-47	9015014	2-63
51528	2-39, 2-43	763116	2-69	9015015	2-61
51534	2-37	763147	2-31, 2-59, 2-73	9015016	2-75
51538	2-55, 2-57	76426	3-29	9015018	2-75
51813	2-89	76570	2-91	9015019	2-63
54333	3-29, 3-39, 4-3	76653	2-27	9015020	2-63
54390	2-27	767255	2-67	9015021	2-63
54400	2-39, 2-43	769785	3-39	9015023	2-73
54577	2-27	771048	2-67	9015024	2-29
54618	3-11	77270	2-15	9015025	2-37
55094	3-15	77272	2-87	9015026	2-33
56166	2-15	77488	2-85	9015027	2-35
57248	3-33	78398	3-27	9015028	1-1, 2-29
57379	3-25, 3-27	78840	3-29	9015038	2-91
57598	2-39, 2-43	78841	3-29	9015039	2-9
57702	3-43			9015040	2-83
				9015041	2-11

Part Number	Page Number	Part Number	Page Number
9015042	2-11	9020242	2-49
9015043	2-75	9020243	2-55
9015044	2-23	9020244	2-55
9015045	2-23	9020245	2-53
9015047	2-99	9020250	2-47
9015048	2-99	9020251	2-47
9015049	2-13	9020252	3-39
9015050	2-13	9020253	2-47
9015051	3-11	9020258	3-31
9015052	3-11	9020260	3-33, 4-3
9015053	3-11	9020261	4-3
9015054	3-11	9020263	2-27
9015055	3-11	9020264	2-27
9015056	3-13	9020265	2-27
9015057	2-69	9020270	1-1
9015058	2-7	9020271	1-1
9015059	2-7	9020272	1-1
9015062	2-7	9020273	2-7
9015063	2-7	9020286	2-79
9015064	2-69	9020288	3-31
9015065	2-71	9020290	2-91
9015066	2-67	9020652	3-53, 3-55
9015076	2-65		
9015077	2-65		
9015185	2-11		
9017101	2-5		
9017160	3-23		
9017351	3-60		
9017352	3-60		
9017353	3-60		
9017354	3-60		
9017355	3-60		
9017356	3-60		
9017357	3-60		
9017358	3-60		
9017385	3-60		
9017386	3-60		
9020070	2-89		
9020080	3-41		
9020103	2-21		
9020107	3-7		
9020109	3-5		
9020139	3-59		
9020211	2-79		
9020212	2-79		
9020213	2-91		
9020215	2-51		
9020217	3-13		
9020225	2-17		
9020227	2-17		
9020229	2-93		
9020230	3-19		
9020231	2-27		
9020232	2-87		
9020233	1-1, 2-87		
9020235	2-53		
9020237	2-53		
9020238	2-49		
9020239	2-53		
9020240	2-53		

PART DESCRIPTION TO PAGE NUMBER CROSS REFERENCE LIST

A

Actuator, 36v, 2.36in Stroke, 2-85
 Actuator, 36vdc, 06.0 Strk, 0700 Lbs, 2-65
 Actuator, 36vdc, 2.75strk, 450lb, 2-39, 2-43, 3-11
 Actuator, 36vdc, 5.00strk, 1100lb, 2-37, 2-47
 Adapter, Swivel, 1.75, Abs, 3-41
 Alarm, 9-48vdc, 95 Db(A) [Ec-H20], 2-17
 Alarm, Backup, 12-48vdc, Adj, 3-5
 Angle Wldt, 2-29
 Angle Wldt, Hppr, 2-59
 Angle, Latch, 2-19
 Angle, Mtg, Filterbox, 2-69
 Angle, Mtg, Transport, 3-58
 Angle, Mtg, Transport [M17], 3-58
 Angle, Sppt, Seat, 2-19
 Angle, Stil, Perforated .03, 2-51
 Antenna, Telem, 187 In [Gprs], 3-47
 Arm Kit, Lift, Hppr, Afmkt [M17], 2-63
 Arm Kit, Prop, Afmkt [M17], 2-63
 Arm Kit, Prop, Tj, Afmkt [M17], 2-63
 Arm Kit, Sqge, Front, Lh, Afmkt, 2-57
 Arm Kit, Sqge, Front, Rh, Afmkt, 2-55
 Arm Kit, Sqge, Rear, Lh, Afmkt, 2-57
 Arm Kit, Sqge, Rear, Rh, Afmkt, 2-55
 Arm Wldt, 2-89
 Arm Wldt, Front, Lh, 2-57
 Arm Wldt, Front, Rh, 2-55
 Arm Wldt, Hppr, 2-63
 Arm Wldt, Hppr Roll, 2-65
 Arm Wldt, Lh, 2-57
 Arm Wldt, Lift, 2-39, 2-43, 2-47
 Arm Wldt, Rear, Lh, 2-57
 Arm Wldt, Rear, Rh, 2-55
 Arm Wldt, Rh, 2-55
 Arm, Lift, Actuator, Mach, 3-11
 Arm, Pivot, Mach, 3-11
 Assy, Seal, Mtg, Vacfan, 2-83

B

Bar Wldt, Retainer, Sqge, Rear, 2-89
 Bar, Rnd, Plstc, 0.31d 08.5l, 2-75
 Base, Module, Light, 3-5
 Battery, Wet, 36Vdc, 510Ah, 3-51
 Battery, Wet, 36vdc, 510ah [W/Watering], 3-51
 Battery, Wet, 36Vdc, 750Ah, 3-53
 Battery, Wet, 36vdc, 750ah [W/Watering], 3-53
 Battery, Wet, 36Vdc, 930Ah, 3-55
 Battery, Wet, 36Vdc, 930Ah [Spw/Wi-lq], 3-56
 Battery, Wet, 36vdc, 930ah [W/Watering], 3-55
 Bearing, Ball, 0.24b 0.51d 0.20w [2seal], 3-41
 Bearing, Ball, 0.62b 1.38d 0.43w, 2-29

Bearing, Ball, 0.67b, 1.85d, 0.55w, 2-23
 Bearing, Ball, 0.79b 1.85d 0.55w, 2-53
 Bearing, Ball, 1.00b 2.05d .811w 2row, 2-63
 Bearing, Ball, 3.74b, 6.69d, 2.19w, 2-23
 Bearing, Cone, 1.38b 0.71w, 2-27
 Bearing, Cup, 2.56d 0.55w, 2-27
 Bearing, Flng, 2hole, 0.50b [Nyl], 2-73
 Bearing, Flng, 2hole, 0.75b, 2-13
 Bearing, Flng, 2hole, 0.75b [Nyl], 2-13
 Bearing, Flng, 2hole, 1.25b, 2-11
 Bearing, Journal, 0.75b 0.88d 0.75l, 2-11
 Bearing, Motor, Ele, 4-6
 Bearing, Needle, 0.25b 0.88d 0.50w, 3-49
 Bearing, Pillowblock, 1.12b, 2-11
 Bearing, Self Align, 0.50b 1.00d, 2-37
 Bearing, Self Align, 0.67b 1.18d, 2-37
 Bearing, Self Align, 1.25b 2.00d, 2-63
 Bearing, Sleeve, 1.75id, 2-63
 Bearing, Split, 1.00b, 2-27
 Bellcrank, Spring, Machined, 2-47
 Belt Kit, Drive, 2-53
 Belt Kit, Swp, Afmkt [M17], 1-1, 2-29
 Belt, Drive, 2-53
 Belt, Kit, Cyl, Afmkt [T17], 2-53
 Belt, Ribbed, 29.8l [Pj07], 1-1, 2-29
 Belt, Ribbed, 40.5l [Pj07], 1-1, 2-29
 Blade, Front Squeegee 56.6l (Gum), 2-89
 Blade, Front Squeegee 56.6l (Linard), 1-1, 2-89
 Blade, Front Squeegee 56.6l (Urethane), 1-1, 2-89
 Blade, Rear Squeegee 60.6l (Gum), 2-89
 Blade, Rear Squeegee 60.6l (Linatex), 1-1, 2-89
 Blade, Rear Squeegee 60.6l (Urethane), 1-1, 2-89
 Blade, Sqge, Sba, Gum, 3-13
 Blade, Sqge, Sba, Inner [Linard], 3-13
 Blade, Sqge, Sba, Inner, Gum, 3-13
 Blade, Sqge, Sba, Inner, Urethane, 3-13
 Blade, Sqge, Sba, Linatex, 3-13
 Blade, Sqge, Sba, Urethane, 3-13
 Blade, Sqge, Side, Linatex, 1-1, 2-55, 2-57
 Blade, Sqge, Side, Rubber (Option), 2-55, 2-57
 Blade, Sqge, Side, Ure, 1-1
 Blade, Sqge, Side, Urethane (Option), 2-55, 2-57
 Bolt, Carriage, M8 X 1.25 X 80, Fl, 2-39, 2-43
 Bolt, Eye, .50-13 X 4.44 X .34eye, 2-37
 Bolt, Eye, M10 X 1.5 X 040mm, 10.00 Eye, 2-39, 2-43
 Bolt, Eye, M10 X 1.50 X 064mm, 07.10 Eye, 2-87
 Bolt, Eye, M8 X 1.25 X 070mm, 05.50 Eye, 2-55, 2-57
 Bolt, Shld, .41d X 0.35, M8 X 1.25, 3-39
 Boot, Circuitbreaker, 3-5
 Boot, Terminal, Battery, 25.4mm, Blk, 3-47

Bracket Weldmt, Mtg, Pump, 3-29
 Bracket Wldt, 2-89
 Bracket Wldt, Deck, 3-13
 Bracket Wldt, Fltr, 2-71
 Bracket Wldt, Housing, Headlight, 3-3
 Bracket Wldt, Hppr, 2-59
 Bracket Wldt, Lh, Mtg, Door, 2-7
 Bracket Wldt, Mgt [T17 Ec-H2o], 3-33
 Bracket Wldt, Mtg, Ohg, 3-9
 Bracket Wldt, Mtg, Pump, 2-67
 Bracket Wldt, Mtg, Skirt, Rear, 2-31
 Bracket Wldt, Mtg, Telem, 3-47
 Bracket Wldt, Pedal Mount, 2-15
 Bracket Wldt, Pivot, Sqge, 2-55, 2-57
 Bracket Wldt, Pump, 3-31
 Bracket Wldt, Pump, Spray Hose, 3-39
 Bracket Wldt, Rh, Mtg, Door, 2-7
 Bracket Wldt, Shagr, Fltr, 2-71
 Bracket Wldt, Sppt, Brake, 2-15
 Bracket Wldt, Sppt, Hppr, 2-59
 Bracket Wldt, Sppt, Tank, 2-19
 Bracket Wldt, Sqge Lift, Frame, 2-85
 Bracket Wldt, Sqge, Sba, 3-13
 Bracket Wldt, Step, Sba, 3-15
 Bracket, Angle, Keeper, Cable, 2-39, 2-43
 Bracket, Bmpr, Hppr Mtg, 2-59
 Bracket, Brake, Front, 2-15
 Bracket, Brg, Steering, 2-13
 Bracket, Bumper, 2-83
 Bracket, Bumper, Lh, Squeegee [T17], 3-43
 Bracket, Bumper, Rh, Squeegee [T17], 3-43
 Bracket, Ele, Circuitbreaker, 2-17
 Bracket, Enclosure, Ele, 2-97
 Bracket, Fire Extinguisher, 3-59
 Bracket, Front, Battery, 3-51, 3-53, 3-55, 3-56
 Bracket, Latch [T17], 2-91
 Bracket, Latch, Cover, 3-58
 Bracket, Latch, Dbl Scb, Sqge, Side, 2-55, 2-57
 Bracket, Latch, Lh Panel [T17], 2-83
 Bracket, Lever, Door Debris, 2-73
 Bracket, Mount, Camera, 2-11
 Bracket, Mount, Sba Valve, 3-17
 Bracket, Mtg, Contactor, 2-95
 Bracket, Mtg, Cover, Recvy Tank, 2-79
 Bracket, Mtg, Filter Hsg, 2-77
 Bracket, Mtg, Fitting, Qdc, 3-25, 3-27
 Bracket, Mtg, Ftg, Auto Fill, 3-25, 3-27
 Bracket, Mtg, Hose, 2-81
 Bracket, Mtg, Latch, Keeper, 3-58
 Bracket, Mtg, Skirt, 2-31
 Bracket, Mtg, Switch, 2-63, 3-23
 Bracket, Mtg, Tank, Detergent, 3-31
 Bracket, Mtg, Tank, Recvy, Lh, 2-79
 Bracket, Mtg, Tank, Recvy, Rh, 2-79
 Bracket, Mtg, Tank, Soltn, Rh, 2-75
 Bracket, Mtg, Valve, Drain, 3-45
 Bracket, Pawl, Handle, 2-75

Bracket, Pivot, 2-39, 2-43
 Bracket, Protector, Float Switch, 2-79, 3-27, 3-29
 Bracket, Pump, 3-17, 3-33
 Bracket, Retain, Hinge, Cover, 2-79
 Bracket, Retainer, 2-31
 Bracket, Sppt, Hose, Drain, 2-79
 Bracket, Sppt, Motor, 2-13
 Bracket, Sppt, Transport [M17], 3-58
 Bracket, Strainer, Pump, Es, 3-29
 Bracket, Valve, Large, 4-3
 Brake Assy, Drum, Mech, 07.9d [6600], 2-27
 Brake Kit, Repair, 2-27
 Brake Rod Kit, Afmkt [T17], 2-27
 Brush Assy, Disk, Scb, 13.0d, Nylon, 2-5
 Brush Assy, Disk, Scb, 13.0d, Polypropylene, 2-5
 Brush Assy, Disk, Scb, 13.0d, Super Abrasive, 2-5
 Brush Assy, Disk, Scb, 20.0d, Nylon, 2-3
 Brush Assy, Disk, Scb, 20.0d, Polypropylene, 2-3
 Brush Assy, Disk, Scb, 20.0d, Super Abrasive, 2-3
 Brush Kit, Hub Assy, Drive, Ci [Hdpe In], 2-5
 Brush Kit, Hub Assy, Drive, Ci [Hdpe], 2-5
 Brush Kit, Hub Assy, Drive, Ci [Uhmw], 2-3
 Brush Kit, Motor, 4-6
 Brush Kit, Motor, Fan, 2-83
 Brush Kit, Swp, Polypropylene Wedge [Set Of 2], 2-5
 Brush, Disk, Swp, 20.0d, Polypropylene, 2-5
 Brush, Scb, 39l, 20sr, Nylon, Spl, 2-3
 Brush, Scb, 39l, 20sr, Polypropylene, Spl, 2-3
 Brush, Scb, 39l, 20sr, Super Abrasive, Spl, 2-3
 Brush, Swp, 35l, Wedge, Polypropylene, Spl, 2-5
 Bumper Kit, Rear, Afmkt [T17], 2-7
 Bumper Wldt, Front, 2-59
 Bumper, Rbr, 1.0d 0.38th .25-20, 2-83
 Bumper, Strip, 1.0, 2-7
 Bumper, Ure, 1.50d 1.25l, 3-43
 Busbar, 200a, 2-95
 Bushing, Fing, 0.44b 1.25d 0.25l, 2-87
 Bushing, Fing, 0.50b 0.59d 0.25l, 2-73, 3-11
 Bushing, Fing, 0.50b 0.59d 0.38l, 2-47
 Bushing, Fing, 0.63b 0.72d 0.25l, 2-85
 Bushing, Fing, 0.63b 0.75d 0.38l, 2-55, 2-57, 2-85
 Bushing, Fing, 0.88b 1.0d 0.37l, 2-47
 Bushing, Fing, 0.88b 1.0d 0.50l, 2-47
 Bushing, Fing, 1.00b 1.13d 0.75l, 2-15
 Bushing, Fing, 1.00b 1.13d 1.00l, 3-11
 Bushing, Fing, 1.25b 1.41d 0.50l, 2-47
 Bushing, Fing, 1.75b 1.94d 1.00l, 2-65
 Bushing, Fing, 1.75b 1.94d 1.50l, 3-11

Bushing, Sleeve, 0.50b 0.59d 0.50l, Bnz, 3-11
 Bushing, Sleeve, 0.63b 0.72d 0.38l, 2-55, 2-57
 Bushing, Sleeve, 1.00b 1.13d 0.99l, Fgl, 2-63
 Bushing, Sleeve, 1.00b 1.13d 1.750l, Fgl, 3-39
 Bushing, Sleeve, Fing 0.40b 0.625d 1.62l, Ss, 2-85

C

Cable Assy, 02ga [Fused Power, T18], 2-95
 Cable Assy, 02ga [T18/T17, Propel], 2-25
 Cable Assy, 02ga, Power [T18, 2 Cond.], 2-95
 Cable, 04ga 6.9l Blk [M6 Ring/M6 Ring], 2-95
 Cable, 04ga 9.8l Blu [M5 Ring/M6 Ring], 2-95
 Cable, 2/0Ga 61.0L Blk [M6 Ring/M9 Ring], 3-47
 Cable, Battery, 2/0GA [M17, Telem], 3-47
 Cable, Battery, 2/0ga [M8 Ring/M6 Ring], 2-95
 Cable, Camera, 197.0L [Hvs], 2-11
 Cable, Glv .06d 012.0l .26eye / .26eye, 3-43
 Cable, Glv .13d 010.0l .52eye / .52eye, 2-7
 Cable, Lift, .19d 09.50l .38eye / .38eye, 2-39, 2-43
 Cable, Push / Pull, 052.6L .25-28/.25-28, 2-27
 Cable, Ss .12d 22.6l .2clevis / .2clevis, 2-85
 Cam, Adj, Brush, 2-53
 Cam, Rear, 2-89
 Camera, Color, Fixed, 2-11
 Cap, Hub, Dust, 2.57d 0.77l, 2-27
 Cap, Tank, 3-31
 Cap, Usb, Universal, 2-11
 Capacitor, Plug [.01 Uf, 200v], 3-33
 Caster Assy, Sq, Rear, Afmkt [T17], 1-1
 Caster kit, Rear Squeegee, Am, 2-87
 Caster, Assy, Sq, Rear, Afmkt [T17], 2-87
 Chain Kit, 40 X 104 Pitches, Afmkt [M17], 2-65
 Chain Kit, 40 X 181 Pitches, Afmkt [M17], 2-65
 Chain, Double, 3/8 Pitch, Transmission, 2-23
 Chain, Rlr, 35 X 41 Pitches, 2-13
 Chain, Rlr, 40 X 104 Pitches [M17], 2-65
 Chain, Rlr, 40 X 181 Pitches [M17], 2-65
 Channel Assy, Lift, Sba, Afmkt [M17], 3-11
 Channel Wldt, Debris, 2-73
 Channel Wldt, Enclosure, Ele, 2-99
 Channel Wldt, Link, 3-11
 Channel Wldt, Mtg, Fan, 2-69
 Channel Wldt, Sppt, Steering, 2-9

Charger Kit, 36vdc/80a, 200-240vac 1ph (International Only), 3-53, 3-55
 Charger, 36 Vdc 195A 400Vac [Opportunity] - (China Only), 3-56
 Charger, 36 Vdc/240A, 480Vac [Opportunity], 3-56
 Charger, 36vdc/100a, 200-240vac 3ph, 3-53, 3-55
 Charger, 36vdc/120a, 380-415vac 3ph (International Only), 3-53, 3-55
 Charger, 36vdc/120a, 480vac 3ph, 3-53, 3-55
 Charger, 36vdc/80a, 200-240vac 1ph, 3-51
 Charger, 36vdc/80a, 200-240vac 1ph (International Only), 3-51
 Charger, 36vdc/80a, 200-240vac 3ph, 3-51
 Circuit Board Kit, ec-h20, Afmkt [t17], 2-93
 Circuit Board Kit, Ec-H2o, Afmkt [T17], 4-3
 Circuit Board Kit, Sba, Afmkt [T17], 3-19
 Circuitboard Kit, Scrub, Afmkt [T17/M17], 2-93
 Circuitboard Kit, Swp, Main, Afmkt [M17], 2-99
 Circuitboard Kit, Swp, Side, Afmkt [M17], 2-99
 Circuitbreaker, 02.5a, Resetable, 2-93, 3-3, 3-5, 3-7, 3-19, 3-33
 Circuitbreaker, 15.0a, Resetable, 2-97, 3-5, 3-39
 Circuitbreaker, 15a, Resetable, 3-7
 Circuitbreaker, 30.0a, Resetable, 2-17
 Circuitbreaker, 35.0a, Resetable, 3-19
 Circuitbreaker, 40.0a, Resetable, 2-97
 Circuitbreaker, 60.0a, Resetable, 2-93, 2-97
 Clamp Bracket, Distribution, 2-51
 Clamp Wldt, Rear, 2-89
 Clamp, Cable, 2-25
 Clamp, Cable, Nyl, 0.31d, Blk, 2-91
 Clamp, Cable, Ss, 0.50d X 0.50w [Insul], 2-49
 Clamp, Cable, Stil, 0.56d X 0.38w, 1hole, 3-13
 Clamp, Cable, Stil, 0.63d X 0.50w, 1hole, 3-39
 Clamp, Cable, Stil, 0.63d X 0.75w, 1hole, 2-79
 Clamp, Cable, Stil, 0.75d X 0.75w, 1hole, 2-49
 Clamp, Cable, Stil, 0.90D X 0.62W, 1 Hole, 2-95
 Clamp, Cable, Stil, 0.90d X 0.62w, 1hole, 2-91, 3-47
 Clamp, Cable, Stil, 3.25d X 1.00w, 1hole, 2-81
 Clamp, Hose, Wormdrive, , 0.25-0.62D, .31W, 3-33
 Clamp, Hose, Wormdrive, 0.25-0.62d, .31w, 3-17, 3-31, 3-33, 3-35, 4-3
 Clamp, Hose, Wormdrive, 0.31-0.88d, .31w, 3-29, 3-39, 4-3

CROSS REFERENCE

- Clamp, Hose, Wormdrive, 0.56-1.06d, .56w, 2-49, 2-51, 3-17, 3-25, 3-27, 3-29
- Clamp, Hose, Wormdrive, 0.81-1.50d, .50w, 2-77, 3-25, 3-27
- Clamp, Hose, Wormdrive, 1.06-2.00d, .56w, 2-77
- Clamp, Hose, Wormdrive, 1.56-2.50d, .50w, 3-45
- Clamp, Hose, Wormdrive, 2.62-3.50d, 3-17
- Clamp, Hose, Wormdrive, 4.63-5.50, 0.5w, 2-81, 3-45
- Clamp, Hose, Wormdrive, 5.56-6.50d, .56w, 2-83
- Clamp, Sppt, Wire, 2-25
- Clamp, Valve, U-Bolt, 3-45
- Clevis, 0.31d X 0.75l, 2-55, 2-57
- Clevis, Adj, 0.25pin, 0.25-28 Rh, Pl, 2-15, 2-27
- Clevis, Adj, 0.38pin, 0.31-24, Lh, Pl, 2-27
- Clevis, Adj, 0.38pin, 0.31-24, Pl, 2-27
- Clevis, Rotation, 0.31pin, M6x1.0, 3-11
- Clip, Grip, Hose, 0.75 - 1.12, Stl, Blk, Vyl, 3-41
- Clip, Keeper, 2-71
- Clip, Spring, Prop Arm, 2-63
- Clip, Tie, 0.25d, Plstc, 2-93, 3-7, 3-17, 3-31, 3-47
- Connector Kit, Tubing, 4-5
- Connector, 350a, Gray, 2-95, 3-51, 3-53, 3-55, 3-56
- Contact, 36vdc, 100a, Sp, No, 2-25
- Contact, 36vdc, 200a, Spst, 2-95, 2-97
- Controlbox Assy, Telem [Canada], 3-47
- Controlbox Assy, Telem [Int], 3-47
- Controller Kit, Steering, Afmkt [M17], 2-13
- Controller, Propel [Ac, 36v, 275a], 2-25
- Controller, Steering, 36v, 2-13
- Cord, Battery Cover [T17], 2-91
- Coupling Wldt, Sqge, Front, 2-87
- Coupling Wldt, Sqge, Rear, 2-87
- Cover Assy, Battery, Tj [T17] (Japan Only), 2-91
- Cover Assy, Rec Tank, Afmkt [T17], 2-79
- Cover Assy, Rec Tank, Tj Afmkt [T17] (Japan Only), 2-79
- Cover Kit, Belt, Cyl, Afmkt [T7] (2 Kits Required), 2-53
- Cover Kit, Hppr, Afmkt [M17], 2-61
- Cover Kit, Lntl, Lh, Jp, Afmkt [M17], 2-7
- Cover Kit, Lntl, Lh, Na, Afmkt [M17], 2-7
- Cover Kit, Lntl, Rh, Jp, Afmkt, [M17], 2-7
- Cover Kit, Lntl, Rh, Na, Afmkt, [M17], 2-7
- Cover Kit, Tank, Sol, Afmkt [M17], 2-75
- Cover Kit, Tank, Sol, Tj, Afmkt [M17], 2-75
- Cover Wldt, Cross Tube, 2-63
- Cover Wldt, Enclosure, Electrical, 2-93
- Cover Wldt, Sba, 3-15
- Cover, Arm, Lift, Lh, Trimmed, 2-65
- Cover, Arm, Lift, Rh, Trimmed, 2-65
- Cover, Battery, Top, Afmkt [T17], 2-91
- Cover, Belt, 2-53
- Cover, Belt, Drive, Swp, 2-29
- Cover, Fltr, W/ Insert, Rm-Cphg, 2-69
- Cover, Handle, 2-89
- Cover, Module, Light, 3-5
- Cover, Motor, Sba, Afmkt [T17], 3-13
- Cover, Ohg, Trim, Lh, 3-9
- Cover, Ohg, Trim, Rh, 3-9
- Cover, Plug, Idler, 2-53
- Cover, Side, Lh, Afmkt [M17], 2-83
- Cover, Side, Rh, Afmkt [M17], 2-91
- Cover, Transmission, 2-23
- Crank Replacement Kit, 4-5
- Cuff Assy, Outer, Drain Hose, 2-81
- Cuff, Adapter, 1.75 X 2.50, Pvc, 3-41
- Cuff, Adapter, 2.75 X 3.00, Pvc, 2-89
- Cuff, Hose, 5.0 / 2.0 Id, 3-45
- Cylinder, Hyd, 2.0b 19.69l 10.00strk, 2-63
- D**
- Device, Centering, Clip On, Tl [Gf Pp], 2-3, 2-5
- Diode, Ele, Plug, 2-17, 3-39
- Disk, Driver, Pad, W/ Face, 13.0d, 2-5
- Disk, Driver, Pad, W/ Face, 20.0d, 2-3
- Door Assy, Idler, Cyl, Afmkt [T17] (2 Kits Required), 2-53
- Door Wldt, Brush, Lh, 2-7
- Door Wldt, Brush, Rh, 2-7
- Door Wldt, Debris, 2-73
- Drive Kit, Swp, Afmkt [M17], 2-29
- Driver Assy, Pad, 13.0d, 2-5
- Driver Assy, Pad, 20.0d, 2-3
- Drum, Cable, Lift, 2-85
- E**
- Ear, 2-65
- Ec-H20 Module Kit, Afmkt [T17] (See Breakdowns), 3-33
- Ec-H2o Module Kit, Afmkt [T17], 4-3
- Electrode, 5 Plate, High Flow, 4-3
- Electrode, Cylindrical, 4-3
- Extinguisher, Fire, 2.5 Lb Dry, 3-59
- F**
- Fan, Vacuum, 5.7D, 036Vdc, 1 Stage, 2-69
- Fan, Vacuum, 6.6d, 036vdc, 1 Stage [Bpt], 2-83
- Fastener, 11.00l [Hook & Loop], 2-25, 2-89
- Fastener, 8.0l [Hook And Loop], 3-33
- Filter, Cyl, 11.09D, 09.36L 6.73ID, 2-71
- Filter, cyl, Synthetic, 11.09D, 09.36L 6.73ID, 2-71
- Filter, Panl, Dust, 2.0 X 06.1 X 07.6, 1-1, 2-79
- Filter, Screen, 080 Mesh, In-Line, 2-77
- Filter, Soltn, 080mesh, Pm12 3.2d 17.5l, 3-27
- Filterbox, Hg, Trimmed, 2-69
- Fitting, Brs, E90, Em08/Pm06, 3-39
- Fitting, Brs, E90, Pf06/Pm06, Splc, 3-39
- Fitting, Brs, Qdc, Bm12/Qf08, 3-25, 3-27
- Fitting, Brs, Qdc, Pf08, 3-25, 3-27
- Fitting, Brs, Snubber, Pm02/Pf02, 3-33
- Fitting, Brs, Str, Bm03/Pm02, 3-23
- Fitting, Brs, Str, Bm06/Pm02, 4-3
- Fitting, Brs, Str, Pf06/Pm12, 3-39
- Fitting, Brs, Str, Pm02, Plug [Skhd], 3-33
- Fitting, Brs, Str, Pm08/Garden Hose, 3-25, 3-27
- Fitting, Coupler, Hose, Shank, Fem, 3-45
- Fitting, Grease, Str Pm04 .47l, 2-23
- Fitting, Grease, Str Pm1.125L, 2-63
- Fitting, Hyd, E45, Fm04/Om04, 2-67
- Fitting, Hyd, E90, Fm04/Om04, 2-67
- Fitting, Hyd, Rst, Fm04/Of04, .047, 2-67
- Fitting, Hyd, Str, Fm04/Om04, 2-67
- Fitting, Pipe, Plug, Pm08, Sq Head, 3-25
- Fitting, Plstc, E45, Pf12/Pf12, 3-25, 3-27
- Fitting, Plstc, E90, Bm04 Cplg Male, 3-33
- Fitting, Plstc, E90, Bm04/Pm04, Nyl, 3-35
- Fitting, Plstc, E90, Bm05/Pm02, Nyl, 4-3
- Fitting, Plstc, E90, Bm06/Bm06, 3-31
- Fitting, Plstc, E90, Bm06/Pm04, Nyl, 3-33
- Fitting, Plstc, E90, Bm06/Pm06, Nyl, 3-17, 3-31, 3-33, 3-35
- Fitting, Plstc, E90, Bm08/Bm08, 3-39
- Fitting, Plstc, E90, Bm08/Pm06, 3-39
- Fitting, Plstc, E90, Bm10/Pm06, 3-17
- Fitting, Plstc, E90, Bm10/Pm12, 3-29
- Fitting, Plstc, E90, Bm12/Pm08, 3-25, 3-27
- Fitting, Plstc, E90, Bm12/Pm12, 3-27, 3-29
- Fitting, Plstc, E90, Bm16/Pm12, 2-77, 3-25, 3-27
- Fitting, Plstc, E90, Bm16/Pm16, 2-77
- Fitting, Plstc, Pf04/Pf04/Pf04, 3-35
- Fitting, Plstc, Pf12/Pf12, Bh, 2-75, 3-29
- Fitting, Plstc, Rst, 3-35
- Fitting, Plstc, Rst, Main Head, 3-35
- Fitting, Plstc, Str, Bm04, Cplg, Male, 3-33, 3-35
- Fitting, Plstc, Str, Bm04, Cplg, Fem [Tco], 3-35
- Fitting, Plstc, Str, Bm04/Bm06, 3-33, 3-35
- Fitting, Plstc, Str, Bm05, Cplg, Fem, 3-33, 3-35
- Fitting, Plstc, Str, Bm06, Cplg, Fem, 3-33, 3-35
- Fitting, Plstc, Str, Bm06, Cplg, Male, 3-33
- Fitting, Plstc, Str, Bm06/Bm06, 3-17, 3-31
- Fitting, Plstc, Str, Bm06/Pm06, 3-17, 3-33
- Fitting, Plstc, Str, Bm10/Pm12 [Nylon], 3-29
- Fitting, Plstc, Str, Bm12/Pm08, Nyl, 3-27
- Fitting, Plstc, Str, Bm12/Pm12, 2-77
- Fitting, Plstc, Str, Bm16/Pm12, 3-25, 3-27
- Fitting, Plstc, Str, Pf12/Pf12, 3-29
- Fitting, Plstc, Str, Pm04, Cplg, Mal [Tco], 3-35
- Fitting, Plstc, Str, Pm04/Pm04, 3-35
- Fitting, Plstc, Str, Pm08/Pm08, 3-25, 3-27

Fitting, Plstc, Str, Pm08/Pm12, Nyl, 3-25, 3-27
 Fitting, Plstc, Tee, Bm04/Bm04/Bm04, 2-49
 Fitting, Plstc, Tee, Bm06/Bm06/Bm06, 3-35
 Fitting, Plstc, Tee, Bm16/Pf12/Bm16, Br, 3-25, 3-27
 Fitting, Plstc, Tee, Pf08/Pf08/Pf08, 3-25, 3-27
 Fitting, Plug, Pm06, Hdpe, 2-77
 Fitting, Stl, Pm04/Pm02/Pm04/Pm02, Spcl, 3-33
 Fitting, Stl, Str, Bm06/Pm06, Swivel, 3-39
 Fitting, Swivel, Str, Pf06/Pm06, Brs, 3-39
 Flap, Resistor, Check Valve, 3-29
 Flapper, Valve, Pump, Water, 3-29
 Frame Wldt, Main [M17], 2-7
 Frame Wldt, Sppt, Filterbox, 2-73
 Fuse, 002a, 250vdc, Cartridge, 3-47
 Fuse, 100a, 0.88 2.4l, 125volt, 2-95
 Fuse, 150a [Mega Series], 2-95
 Fuse, 150a, 0.88 2.4l [Slo-Blo], 2-95

G

Gasket, .25 1.88d 1.0id [Poron], 3-29
 Gasket, Base, Module, 3-5
 Gasket, Belt, Cover, 2-53
 Gasket, Cover, Fltr, 2-69
 Gasket, Filterbox, 2-73
 Gasket, Steering, Transmission, 2-23
 Gasket, Ure, .16, 3.23id 3.63od, 2-89
 Grip, Handle, Valve, 3-45
 Grip, Lock, 2-89
 Grommet, Blind, 4-3
 Grommet, Pye, 0.37id, F/1.5h, .13 Matl, 3-31
 Grommet, Rbr, 0.62id, F/0.9h, .12 Matl, 3-7
 Grommet, Rbr, 1.31id, F/1.6h, .12 Matl, 2-11
 Guard Wldt, Top, Ohg, 3-9
 Guard, Brush, Side, 2-41, 2-45
 Guard, Light, Revl / Strobe, 3-7
 Guide, Cable, Sqge Lift, 2-85
 Guide, Sqge, Side, 2-55, 2-57

H

Handle, 2-75
 Handle Kit, Wand, Afmkt, 3-41
 Handle, Panel, 2-17
 Handle, Valve, 3-45
 Harness, Ele [Ec-H20, T12], 3-37
 Harness, Ele [Headlights, M17], 3-3
 Harness, Ele [Shaker, M17], 2-71
 Harness, Ele [Side Scrub, T17], 3-21
 Harness, Ele [Side Sweep, M17], 2-112
 Harness, Ele [Sweep, M17], 2-112
 Harness, Ele [Telemetry, T17], 3-47
 Harness, Ele, Ech2o [T12 Module], 4-3

Harness, Ele, Main [M17], 2-112
 Harness, Ele, Ohg [T12], 3-7
 Harness, Ele, Propel Motor [M17, T17], 2-25
 Harness, Ele, Scrub Motors [T17, Ferrite], 2-112
 Harness, Wire, Alarm / Light [T16], 3-5
 Head Wldt, Disk, 2-49
 Hinge Wldt, [T12], 2-83, 2-91
 Hinge Wldt, Cover, Battery [T17], 2-91
 Hinge Wldt, Rh [T17], 2-91
 Hinge, .38pin .19 4.0w 6.0l, 2-7
 Hinge, Wldt, Lh, 2-83
 Holder Wldt, Blade, Lh, 2-57
 Holder Wldt, blade, Rh, 2-55
 Hook Wldt, Latch, 2-53
 Hopper, Debris, Trimmed, 2-51
 Hopper, Trimmed, 2-59
 Horn, 36vdc, 110dba, 2-7
 Hose Assy, Drain, 3.0 Id 35 L, 1-1, 2-81
 Hose Assy, Drain, 3.0 Id 64 L, 2-81
 Hose Assy, Rear Squeegee, 1-1, 2-89
 Hose Assy, Sqge, W/2cuff, 3-41
 Hose Assy, W/1 Cuff, 2.0 Id 120.0 L, 3-45
 Hose Kit, Spray, Afmkt [T17], 3-39
 Hose Trap Assy, 2-89
 Hose, Afmkt, Pvc, Brd, 0.25id, 01Ft, 2-49, 3-35
 Hose, Afmkt, Pvc, Brd, 0.25id, 03Ft, 3-33, 3-35
 Hose, Afmkt, Pvc, Brd, 0.25id, 08Ft, 3-35
 Hose, Afmkt, Pvc, Brd, 0.25id, 08ft, Clr, 3-33
 Hose, Afmkt, Pvc, Brd, 0.38id, 02ft, Clr, 3-33
 Hose, Afmkt, Pvc, Brd, 0.38id, 03ft, Clr, 3-17, 3-35
 Hose, Afmkt, Pvc, Brd, 0.38id, 08ft, Clr, 3-17, 3-33
 Hose, Afmkt, Pvc, Brd, 0.38id, 20ft, Clr, 3-31
 Hose, Afmkt, Pvc, Brd, 0.50id, 12ft, Clr, 3-39
 Hose, Afmkt, Pvc, Brd, 0.62id, 02ft, Clr, 3-17
 Hose, Afmkt, Pvc, Brd, 0.62id, 08ft, Clr, 3-29
 Hose, Afmkt, Pvc, Brd, 0.75id, 03ft, Clr, 3-29
 Hose, Afmkt, Pvc, Brd, 01Ft, Clr, 4-3
 Hose, Afmkt, Pvc, Wir, 0.75 Id, 03Ft, Clr, 2-49
 Hose, Afmkt, Pvc, Wir, 0.75id, 03ft, Clr, 2-51
 Hose, Afmkt, Pvc, Wir, 0.75id, 08ft, Clr, 3-25, 3-27
 Hose, Afmkt, Pvc, Wir, 1.00id, 01Ft, Clr, 2-77
 Hose, Afmkt, Pvc, Wir, 1.00 Id, 03ft, Clr, 3-25, 3-27
 Hose, Afmkt, Vacuum, 0.16id, 03ft, 3-23
 Hose, Hyd, Tc04, Ff04e90/Ff04str, 019.0, 2-67

Hose, Hyd, Tc04, Ff04e90/Ff04str, 034.5, 2-67
 Hose, Pvc, Brd, 0.38id, 01Ft, Clr, 4-3
 Housing, 2-65
 Housing Wldt, Brush, Iron Gray, 2-31
 Housing Wldt, Scb, Cyl, 2-51
 Housing Wldt, Swp Sb, Lh, 2-43
 Housing Wldt, Swp Sb, Rh, 2-39
 Housing, Bottom, 4-3
 Housing, Input [As Machined], 2-23
 Housing, Output, Machined, 2-23
 Housing, Sqge, Holder, Wheel, F/609648, 3-41
 Housing, Upper, Module, High Flow, 4-3
 Hub Wldt, Idler, 2-29
 Hub, Drive, Brush, Disk, 0.75b [6t], 2-49, 3-13
 Hub, Sprocket, 1.6b 3.5d 2.0l, 2-65

I

Inductor, 18mmid [225 Imp At 25mhz] (Australia Only), 2-25
 Inductor, 32.0mml [Ferrite 0-300mhz] (Australia Only), 2-11
 Inductor, 32.5mml [Ferrite 25-300mhz] (Australia Only), 2-25
 Inductor, 36.2mml,Rnd [Ferrite 1-300hz] (Australia Only), 2-93
 Instr, Use&Care, Wallchart [M17], 3-60
 Iron Gray S/G
 Enamel12.8oz[lcm101-00517], 1-1

K

Key, Ignition, Sgl, 2-17
 Key, Sq, 0.19 X 0.19, 0.75l, 2-13, 2-29, 2-53
 Key, Sq, 0.19 X 0.19, 1.00l, 2-11
 Key, Sq, 0.25 X 0.25, 0.75l, 2-63
 Key, Sq, 0.25 X 0.25, 1.00l, 2-49, 3-13
 Key, Sq, 05mm X 05mm, 25mml, 2-29, 2-53
 Keychain, Rectangle, Parts & Service, 2-17
 Kit, Hose, Watering, Battery, 20ft, 3-51, 3-53, 3-55
 Knob, Adj, Caster, 2-87
 Knob, Caster, 2-87
 Knob, Star,, 3-41
 Knob, Star, 2.00d 5ear, M10 X 1.0l Stud, 2-29
 Knob, Star, 2.75d 4ear, M8x1.25 Fem, 2-31, 2-69
 Knob, Star, 3.21d 5ear 4.45l M10x1.5, 2-87
 Knob, Star, 3.21d 5ear M10, 2-87

CROSS REFERENCE

L

Label [Userm Attention, ec-H20], 2-113
Label Set, Info/Hzrd, Pyc [T17/M17], 2-113
Label Set, Info/Hzrd, Pyc, Tj [T17/M17], 2-113
Label Set, Info/Hzrd, Vyl [T17/M17], 2-113
Label Set, Info/Hzrd, Vyl, Tj [T17/M17], 2-113
Label, Circuit Breaker, 2-93
Label, Circuitbreaker, Ele [M17], 2-97
Label, Circuitbreaker, Steering, 2-17
Label, Date Code [Ec-H2o], 4-3
Label, Direction [Ec-H2o], 4-3
Label, Hole, Cover, Recvy Tank, 2-79
Label, Info, Cover, Hpr, Lh, 2-61
Label, Info, Cover, Hpr, Rh, 2-61
Label, Logo, 05.75l 2color [Es], 2-113
Label, Logo, 12.3l 4color [Ec-H2o], 2-113
Label, Module [Nsf, Ec-H2o], 4-3
Label, Opertnl, Console, Lh [Ss Var], 2-17
Label, Opertnl, Console, Rh [Base], 2-17
Label, Opertnl, Console, Rh [Dlx] (Pro-Panel Only), 2-17
Label, Opertnl, Telem [Fcc/lc], 3-47
Label, Opertnl, Vacuum Wand Handle, 3-41
Lamp, Bulb, Strobe, 3-5, 3-7
Latch, 2-53, 2-83, 2-91, 3-58
Latch Kit, Filterbox, Afmkt [M17], 2-69
Latch, Cmpr, Yel Grip, 2-55, 2-57
Latch, Compression, Sqge, Sba, 3-13
Lens, Amb, F/ Revl / Flasher, 3-5, 3-7
Lens, Blu, F/ Revl / Flasher, 3-5, 3-7
Lens, Red, F/ Revl / Flasher, 3-5, 3-7
Lever Wldt, Sqge Lift, Pulley, 2-85
Lift Arm Kit, Swp, Afmkt [M17], 2-37
Lift Wldt, Main Swp, 2-37
Lift Wldt, Sqge, Pulley, 2-85
Light Assy, Led, 3-5
Light Assy, Pre-Sweep, Afmkt, 3-3
Light Kit, Strobe, Module Cl [T17], 3-5
Light Kit, Strobe, Ohg, Ci [T17], 3-7
Light, Strobe, Amb, 12-48vdc, Rwk, 3-5, 3-7
Link Assy, Lift, Head, Afmkt [T17], 2-47
Link Kit, Sq, Rear, 1 Link, Afmkt [T17], 2-87
Link Kit, Upper, Sba, Afmkt [M17], 3-11
Link Wldt, Brake, 2-15
Link, Chain, Rlr, 35, 2-13
Link, Chain, Rlr, 40, 2-65
Link, Pivot, Lower, 2-39, 2-43
Link, Upper, 3-11
Lip, Tray, Debris, 2-51

M

Magnet, Latch, Brush Door, 2-7, 2-61
Manifold, Bar, Spray, 2-51
Manifold, Sba, 3-17
Manifold, Solt, 2-49
Manifold, Solution Delivery, Main, 2-77

Manual, Oprtr [M17 Ele, Cn], 3-60
Manual, Oprtr [M17 Ele, En, Na], 3-60
Manual, Oprtr [M17 Ele, Es, Na], 3-60
Manual, Oprtr [M17 Ele, Fr, Na], 3-60
Manual, Oprtr [M17 Ele, Jp], 3-60
Manual, Oprtr [M17 Ele, Ptb], 3-60
Manual, Parts [M17 Ele, En, Na/Int], 3-60
Manual, Service Info [M17 Ele, En], 3-60
Mesh Assy, Cloth, 3-41
Mesh Assy, Cloth [T17], 2-75
Molding, Afmkt, Trim, Pvc, .00 .06, 03ft, 2-93
Molding, Afmkt, Trim, Pvc, .08 .11, 01ft, 2-11
Molding, Trim, Pvc, .08-.11 03.2l, 2-71
Motor Assy Kit, Steering, Afmkt [M17], 2-13
Motor Assy, Cyl, Afmkt [T17], 2-53
Motor Assy, Disk, Afmkt [T17], 2-49
Motor Assy, Steering, Power, 36v, 2-13
Motor Kit, Ele, Shaker, Afmkt [M17], 2-71
Motor Rplmt Kit, Drive [M17], 2-23
Motor, Ele, 36 Vdc, 350 Rpm 1.25 Hp Gear, 3-13
Motor, Ele, 36vdc 0070rpm 60w, 2-41
Motor, Ele, 36vdc 0070rpm 60w, Lh, 2-45
Motor, ele, 36Vdc 1750rpm 1.00hp 22.0a, 4-6
Motor, Ele, 36vdc 1750rpm 1.00hp 22.0a (See Breakdowns), 2-29
Motor, Ele, 36vdc 22017rpm 0.11hp 03.3a, 2-71
Motor, Ele, 36vdc, 1750 Rpm 1.5hp, 2-53
Motor, Ele, 36vdc, 350 Rpm 1.5hp Gear, 2-49
Mount Wldt, Motor, Lh, 2-43
Mount Wldt, Motor, Rh, 2-39
Muffler, Vacfan, 2.50 ld X 25.0 Oal, 2-69
Muffler, Vacfan, 11.0 L, 2-83

N

Nameplate, Tennant, Domed, 2-61
Nozzle, Spray, Gun, 3-39
Nut, Compression, 2.25-12, Abs, 3-41
Nut, Hex, Fing, M5 X 0.80, 3-17
Nut, Hex, Fing, M8 X 1.25, 2-13, 2-73
Nut, Hex, Jam, .25-28, 2-15, 2-27
Nut, Hex, Jam, .31-24, 2-25, 2-27
Nut, Hex, Jam, 1.12-12, 2-11
Nut, Hex, Jam, M10 X 1.5, [Din439], 2-39, 2-43
Nut, Hex, Jam, M10 X 1.5, Ss, 2-65
Nut, Hex, Jam, M12 X 1.75, [Din439], 2-63
Nut, Hex, Lock, .31-18, NI, Ss, 2-19, 2-21
Nut, Hex, Lock, #10-32, NI, 2-71
Nut, Hex, Lock, M10 X 1.5, NI, 3-9, 3-43
Nut, Hex, Lock, M10 X 1.5, NI, Ss, 2-37, 2-85, 2-87, 2-89
Nut, Hex, Lock, M12 X 1.75, NI, 2-27, 2-37, 2-65
Nut, Hex, Lock, M12 X 1.75, NI, Ss, 2-47
Nut, Hex, Lock, M4 X 0.70, NI, 2-69

Nut, Hex, Lock, M4 X 0.70, NI, Ss, 3-31, 3-58, 4-3
Nut, Hex, Lock, M5 X 0.80, NI, 2-41, 2-45, 3-5, 3-7, 3-47, 3-49
Nut, Hex, Lock, M5 X 0.80, NI, Ss, 2-55, 2-57, 2-63, 3-29, 3-33, 3-39, 3-59
Nut, Hex, Lock, M6 X 1.00, NI, 2-25, 2-39, 2-43, 2-59, 2-63, 2-73, 2-85, 2-95, 3-39, 3-43, 3-47
Nut, Hex, Lock, M6 X 1.00, NI, Ss, 2-7, 2-15, 2-47, 2-55, 2-57, 2-73, 2-85, 2-99, 3-29, 3-49
Nut, Hex, lock, m8 X 1.25, ml, Ss, 2-79
Nut, Hex, Lock, M8 X 1.25, NI, 2-7, 2-11, 2-13, 2-29, 2-31, 2-39, 2-43, 2-63, 2-73, 2-91, 3-39, 3-58
Nut, Hex, Lock, M8 X 1.25, NI, Ss, 2-7, 2-37, 2-39, 2-43, 2-55, 2-57, 2-79, 2-81, 3-11, 3-15, 3-25, 3-27, 3-45, 3-49
Nut, Hex, Slt, 1.00-20, 2-27
Nut, Hex, Std, .25-20, 2-7, 2-61, 2-83, 2-95, 2-99
Nut, Hex, Std, .50-13, 2-37
Nut, Hex, Std, 10-32., 2-25
Nut, Hex, Std, M10 X 1.50, Ss, 2-37, 2-87
Nut, Hex, Std, M10-1.5 , Ss, 2-37, 2-87
Nut, Hex, Std, M5 X 0.80, 8, 2-53
Nut, Hex, Std, M5 X 0.80, Brs, 2-95
Nut, Hex, Std, M6 X 1.00, Brs, 2-95
Nut, Hex, Std, M8 X 1.25, 3-11
Nut, Hex, Std, M8 X 1.25, Ss, 2-55, 2-57, 2-89
Nut, T, M10 X 1.50 X 0.62od X 0.5l, 2-89
Nut, T, M10 X 1.50 X 15.80od X 13.0l, 2-55, 2-57

O

Off Whites/G
Acrylic12.8oz[Acm101-00171], 1-1

P

Pad, Buff, 13.0d, Red [1pick=1pad], 2-5
Pad, Buff, 20.0d, Red [1pick=1pad], 2-3
Pad, Pedal, Brake, 2.79l 1.84w .75t, 2-15
Pad, Polish, 13.0d, White [1pick=1pad], 2-5
Pad, Polish, 20.0d, White [1pick=1pad], 2-3
Pad, Scb, 13.0d, Blu, 2-5
Pad, Scb, 20.0d, Blu [1pick=1pad], 2-3
Pad, Stop, Pye, 2-37
Pad, Stop, Rbr, 2-47
Pad, Stripping, 13.0d, Brown[1pick=1pad], 2-5
Pad, Stripping, 20.0d, Brown[1pick=1pad], 2-3
Pad, Stripping, 20.0d[Hi Prod,1pick=1pad], 2-3

Pad, Surf Prep, 13.0d [Mar, 1pick=1pad], 2-5
 Pad, Surf Prep, 20.0d [Mar, 1pick=1pad], 2-3
 Paint, Airdry, Blk, 12oz, 1-1
 Paint, Airdry, Gray, 12oz [Enamel], 1-1
 Panel Assy, Cyl, Afmkt [T17], 2-53
 Panel Kit, Afmkt [M17,Standard Lcd], 2-11
 Panel Kit, Pod, Afmkt [M17, Touchscreen] (Pro-panel Only), 2-11
 Panel Wldt, Cover, Brush, 2-7
 Panel Wldt, Cover, Brush, Lh, 2-7
 Panel Wldt, Enclosure, Electrical, 2-93
 Panel Wldt, Perma-Filter, 2-73
 Panel, Access, Na, Afmkt [T17], 2-17
 Panel, Access, Tj, Afmkt [T17], 2-17
 Panel, Console, Lh [Ss Var], 2-17
 Panel, Console, Rh, 2-17
 Panel, Console, Rh [Dlx] (Pro-Panel Only), 2-17
 Panel, Deflector, Filterbox, 2-69
 Panel, Filterbox, 2-69
 Parts Kit, Extinguisher, Fire, Ci, 3-59
 Pawl, Ratchet, 3-39
 Pedal Assy, Accelerator, W/O Brake, 4-4
 Pedal Assy, Accelerator, W/O Brake [T17] (See Breakdowns), 2-9
 Pedal Wldt, Brake, Parking, 2-15
 Pedal, Foot, W/ Tread, 4-4
 Pin Wldt, Follower, 2-23
 Pin, 0.43d 2.75l [303ss], 2-89
 Pin, .75d X 5.88l, 2-7
 Pin, 0.63d, 02.0l [W/Cbore, M8 Screw], 2-89
 Pin, 1.25d 5.5l, 2-63
 Pin, Arm, Prop Rod, 2-63
 Pin, Axle, Brg, 3-41
 Pin, Clevis, .38d X 2.25l [4340], 2-37
 Pin, Clevis, 0.19d X 0.63l, 2-85
 Pin, Clevis, 0.25d X 0.79l, 2-15, 2-27
 Pin, Clevis, 0.31d X 1.12l, 3-11
 Pin, Clevis, 0.31d X 2.62l, 2-85
 Pin, Clevis, 0.37d X 1.00l, 2-27
 Pin, Clevis, 0.37d X 1.25l, 2-15, 2-37, 2-39, 2-43
 Pin, Clevis, 0.37d X 1.50l, 2-29
 Pin, Clevis, 0.37d X 1.75l, 2-29, 2-65, 2-85
 Pin, Clevis, 0.37d X 2.00l, 2-47, 3-11
 Pin, Clevis, 0.37d X 2.12l, 2-89
 Pin, Clevis, 0.37d X 2.25l, 2-47
 Pin, Clevis, 0.37d X 3.25l, 2-39, 2-43
 Pin, Clevis, 0.37d X 4.00l, 2-39, 2-43
 Pin, Clevis, 0.38d X 1.00l, 2-27
 Pin, Clevis, 0.50d X, 2-39, 2-43
 Pin, Clevis, 0.50d X 2.00l, 2-37
 Pin, Clevis, 0.50d X 2.62l, 2-85
 Pin, Clevis, 0.50d X 4.50l, 2-47
 Pin, Clevis, 0.50d X 5.00l, 2-55, 2-57
 Pin, Clevis, 0.625d X 1.75l, 3-15
 Pin, Clevis, 0.62d X 2.91l, 2-85
 Pin, Clevis, 0.75d X 2.00l, M10 Hole, 2-87
 Pin, Clevis, 10mmd X , Pl, 2-65
 Pin, Clevis, Grvd, 0.38d X 1.25l, 2-15

Pin, Clevis, Grvd, 1.00d X 3.31l, 2-63
 Pin, Cotter, .062 X 0.75, 2-15, 2-27, 2-85
 Pin, Cotter, .094 X 0.75, 3-11
 Pin, Cotter, .094 X 1.00, 2-15, 2-37, 2-85
 Pin, Cotter, .125 X 0.75, 2-65
 Pin, Cotter, .125 X 1.00, 2-27, 2-29, 2-37
 Pin, Cotter, .125 X 1.25, 2-85
 Pin, Cotter, .125 X 1.75, 2-27
 Pin, Cotter, .156 X 1.25, 2-37, 2-39, 2-43, 2-55, 2-57, 2-87
 Pin, Cotter, Hair, 0.38d .093 Wir, 2-29, 2-47, 3-11
 Pin, Cotter, Hair, 0.43d .079 Wir, 2-7
 Pin, Cotter, Hair, 0.75d .148 Wir, 3-15
 Pin, Hair, Cotter, 0.62d .120 Wir, 2-41, 2-45
 Pin, Hitch, .375d X 3.12l, Pl, 3-43
 Pin, Pivot, Sba, 3-11
 Pin, Roll, .187d X 1.62l, .187/.192, 2-7
 Pin, Roll, .250d X 0.75l, .250/.256, 2-55, 2-57, 2-73
 Pin, Roll, .250d X 1.50l, .250/.256, 2-23
 Pin, Roll, .250d X 2.00l, .250/.256, 2-41, 2-45
 Pivot, 2-65
 Pivot Arm Kit, Act, Sba, Afmkt [M17], 3-11
 Pivot Arm Kit, Sba, Afmkt [M17], 3-11
 Pivot Wldt, 2-51
 Pivot Wldt, Caster, Sqge, 2-87
 Pivot, Lift, 2-49
 Plate Assy, Side, Head, Afmkt [T17], 2-47
 Plate Wldt, Attachment, Frame, 2-23
 Plate Wldt, Bearing Clamp, 2-27
 Plate Wldt, Brg, 2-11
 Plate Wldt, Mtg, Hose-Reel [T17], 3-39
 Plate Wldt, Mtg, Hppr, Lh, 2-59
 Plate Wldt, Mtg, Hppr, Rh, 2-59
 Plate Wldt, Mtg, Platform, 2-19
 Plate Wldt, Panel, Rh, 2-7
 Plate Wldt, Shaft, Pedal, 2-15
 Plate Wldt, Side, 2-29
 Plate Wldt, Sppt, Brg, 2-13
 Plate, Adapter, Brush, 2-41, 2-45
 Plate, Arm, Prop, 2-79
 Plate, Bmpr, Mount, 2-59
 Plate, Door, Battery Rollout [T17], 3-49
 Plate, Doubler, 3-43
 Plate, Drive, Brush, Main, Mach, 2-29
 Plate, Guard, Fan, 2-69
 Plate, Guide, Battery Rollout [T17], 3-49
 Plate, Hook, Latch, 3-58
 Plate, Latch [T17], 2-83, 2-91
 Plate, Magnet, Cover, Hppr, 2-61
 Plate, Mtg, 2-19
 Plate, Mtg, Mesh, 2-75
 Plate, Mtg, Switch, 2-69
 Plate, Mtg, Tank, Detergent, 3-31
 Plate, Plstc, Bat Rollout, 3-49
 Plate, Prop Rod, [T17], 2-91
 Plate, Seal, Fan, 2-69
 Plate, Side, Wrap, 2-53
 Plate, Sppt, Board, 2-99
 Platform Set, Oprtr [T17], 2-19

Plug, Adapter, Port, 3-41
 Plug, Circuit Breaker [Carling, 50/60a], 2-93
 Plug, Drive, Brush, 2-53
 Plug, Drive, Brush, Nyl, 2-29
 Plug, Hole, Rnd, 0.25H, 1.00D 0.61L, Nyl, 3-45
 Plug, Hole, Rnd, 0.44h .03-.12, Blk Nyl, 2-93, 2-97
 Plug, Hole, Rnd, 0.63h 0.11, Blk, 2-93
 Plug, Hole, Rnd, 1.75h .18-.25, Blk Nyl, 2-59
 Plug, Hole, Rt, Rocker Switch, .87 X 1.7, 2-17
 Plug, Hole, Soltn Tank, Blk Pyu, 2-75
 Plug, Idler, Brush, 2-53
 Plug, Idler, Brush [Sgl Brg], 2-29
 Pulley Assy, Idler, 2-29
 Pulley, Cable, 1.5d Nyl, 2-39, 2-43
 Pump Kit, Hyd, Cyl, Na/Ce, Afmkt [M17], 2-67
 Pump Kit, Hyd, Cyl, Tj, Afmkt [M17], 2-67
 Pump, Detgt, 36vdc (See Breakdowns), 3-31
 Pump, Metering Solution, 4-5
 Pump, Soltn, 36vdc, Impeller, 3-29
 Pump, Soltn, Ele, 36vdc, 45psi, 3-39
 Pump, Soltn, Ele, 36vdc, 60psi, 3-17, 3-33

R

Reel Assy, Hose, Large, 3-39
 Relay, 36Vdc, 005A, Spdt No [Greenwich], 3-5
 Replacement Kit, Bellows, 4-5
 Retainer Assy, Side Sqge, With Latch, 2-55, 2-57
 Retainer Wldt, Front, 2-31
 Retainer Wldt, Skirt, Lh, 2-31
 Retainer Wldt, Sqge, Sba, 3-13
 Retainer, Blade, Lh, 2-73
 Retainer, Blade, Rh, 2-73
 Retainer, Blade, Sqge, 14.2l (1 set = 2 blades), 3-41
 Retainer, Bracket, 2-73
 Retainer, Brg, Iron Gray, 2-53
 Retainer, Housing, Transmission, 2-23
 Retainer, Ring, 2-63
 Retainer, Seal, Door, Vac Fan, 2-83
 Retainer, Shaft, Transmission, 2-23
 Retainer, Skirt, .12, 1.2w X 16.3l, Gray, 2-29
 Retainer, Spring, 3-11
 Rework, Dust Cap, Valve, Drain, 3-45
 Ring, Compression, 3-41
 Ring, Mtg, Sqge, .38l, 2-89
 Ring, Retaining, Ext, 0.59d, Basic, 2-29, 2-87
 Ring, Retaining, Ext, 0.62d, Basic, 2-29
 Ring, Retaining, Ext, 0.75d, 2-63
 Ring, Retaining, Ext, 0.75d, Hd, 2-53
 Ring, Retaining, Ext, 0.98d, [E-Ring], 2-63
 Ring, Retaining, Ext, 0.98d, Basic, 2-63

CROSS REFERENCE

Ring, Retaining, Ext, 1.00d, Basic, 3-39
Ring, Retaining, Ext, 1.12d, 2-11
Ring, Retaining, Ext, 1.75d, Hd, 2-63
Ring, Retaining, Ext, 11.5mm Id, 2-23
Ring, Retaining, Ext, 16.2mm Id, Hd, 2-23
Ring, Retaining, Int., 2-29
Ring, Retaining, Int, 2.00d, 2-63
Rivet, Blind, .156D X 1.07 X .31D, Alm, 3-41
Rivet, Blind, .188d X 0.53 X .62d, Alm, 2-51
Rivet, Plstc, .250d X 0.90, 2-7, 2-49
Rod Wldt, Seat, Battery Cover [T17], 2-91
Rod-End, M10 X 1.5lh Fem M10 X 1.5stud, 2-87
Rod-End, M10 X 1.5rh Fem M10 X 1.5stud, 2-87
Rod-End, M10x1.5lh Fem 10.0b, 2-37
Rod-End, M10x1.5rh Fem, 2-37
Rod-End, M8 X 1.25rh Fem 8mmb, 3-11
Rod, Hex, M10, 05.12l, Stil, 2-37
Rod, Hex, M10, 09.50l, Stil, 2-87
Rod, Hex, Thd .31-24, 2-Ended, 2-27
Rod, Thrd, 2 End, M8 X 1.25 09.1l, 3-11
Rod, Thrd, 2end, M8x1.25/ M10x1.5 -02, 2-89
Rod, Thrd, Full, .25-20 01.5l, 2-95, 2-99

S

Screen, Pump, 3-31
Screen, Safety, Vac Fan, 2-79
Screen, Vacuum, 2-79
Screw, Btn, M6 X 1.0 X 20, 10.9, Blk, 2-31, 2-59, 2-73
Screw, Flt, Soc, M5 X 0.80 X 16, 10.9, 3-49
Screw, Flt, Soc, M6 X 1.00 X 16, 10.9, 2-37, 2-61
Screw, Flt, Soc, M6 X 1.00 X 20, 10.9, 2-47, 2-73
Screw, Flt, Soc, M6 X 1.00 X 25, 10.9, 2-59, 2-85
Screw, Flt, Soc, M8 X 1.25 X 30, Ss, 3-49
Screw, Hex, .25-20 X 0.38, G5, 2-95, 2-99
Screw, Hex, .25-20 X 0.50, G5, 3-5
Screw, Hex, .38-16 X 0.88, G5, 3-43
Screw, Hex, .38-16 X 1.25, G5, 2-29
Screw, Hex, M10 X 1.5, 2-67
Screw, Hex, M10 X 1.5 X 20, 8.8, 2-9
Screw, Hex, M10 X 1.50 X 20, Ss, 2-55, 2-57
Screw, Hex, M10 X 1.50 X 25, 8.8, 2-9
Screw, Hex, M10 X 1.50 X 25, Ni, Ss, 2-59, 2-85
Screw, Hex, M10 X 1.50 X 25, Ss, 2-53
Screw, Hex, M10 X 1.50 X 30, 8.8, 3-9
Screw, Hex, M10 X 1.50 X 30, Ss, 2-87
Screw, Hex, M10 X 1.50 X 35, 10.9, 2-23
Screw, Hex, M10 X 1.50 X 40, 8.8, 2-23
Screw, Hex, M10 X 1.50 X 50, 8.8, 2-37
Screw, Hex, M10 X 1.50 X 70, Ss, 2-85
Screw, Hex, M10 X 1.50 X 80, 8.8, 3-43

Screw, Hex, M10 X 1.50 X 90, 10.9, Fl, 2-65
Screw, Hex, M10 X 1.50 X 90, 8.8, 3-9
Screw, Hex, M12 X 1.75 X 180, 8.8, 2-47
Screw, Hex, M12 X 1.75 X 30, Ss, 3-11
Screw, Hex, M12 X 1.75 X 40, 10.9, 3-43
Screw, Hex, M12 X 1.75 X 40, 8.8, 2-27, 2-47, 2-49
Screw, Hex, M12 X 1.75 X 45, 10.9, 2-37
Screw, Hex, M12 X 1.75 X 50, 8.8, 2-51, 2-65
Screw, Hex, M12 X 1.75 X 50, Fl, 2-63
Screw, Hex, M12 X 1.75 X 60, 10.9, 2-37
Screw, Hex, M4 X 0.70 X 50, Ss, 4-3
Screw, Hex, M5 X 0.80 X 10, Fmg, 2-51
Screw, Hex, M5 X 0.80 X 12, Ss, 2-53, 2-63, 2-69, 3-17, 3-33, 3-35, 3-59
Screw, Hex, M5 X 0.80 X 16, Ss, 3-47
Screw, Hex, M5 X 0.80 X 25, Ss, 3-39
Screw, Hex, M6 X 1.00 X 10, Fmg, 2-49
Screw, Hex, M6 X 1.00 X 12, Fmg, 2-51, 3-7
Screw, Hex, M6 X 1.00 X 12, Ni, Ss, 3-13
Screw, Hex, M6 X 1.00 X 12, Ss, 3-58
Screw, Hex, M6 X 1.00 X 16, 2-53
Screw, Hex, M6 X 1.00 X 16, 8.8, 2-19, 2-25, 2-95, 2-97, 3-11
Screw, Hex, M6 X 1.00 X 16, Ni, Ss, 2-29, 2-31, 2-69, 3-25, 3-27
Screw, Hex, M6 X 1.00 X 16, Sems, Ss, 2-93, 2-99
Screw, Hex, M6 X 1.00 X 16, Ss, 2-53, 2-55, 2-57, 2-73, 2-91
Screw, Hex, M6 X 1.00 X 16, Ss, Sems, 2-53
Screw, Hex, M6 X 1.00 X 20, 8.8, 3-39, 3-43
Screw, Hex, M6 X 1.00 X 20, 8.8, Ni, 2-13
Screw, Hex, M6 X 1.00 X 20, 9.8, Sems, 2-11, 2-25, 3-33
Screw, Hex, M6 X 1.00 X 20, Ni, Ss, 2-69
Screw, Hex, M6 X 1.00 X 20, Ss, 2-7, 2-15, 2-83
Screw, Hex, M6 X 1.00 X 25, 8.8, 2-29
Screw, Hex, M6 X 1.00 X 25, 9.8, Sems, 2-59, 2-63
Screw, Hex, M6 X 1.00 X 25, Ss, 2-53, 3-29
Screw, Hex, M6 X 1.00 X 35, 8.8, 2-25, 2-39, 2-43
Screw, Hex, M6 X 1.00 X 40, Ss, 2-95, 3-11, 3-47
Screw, Hex, M6 X 1.00 X 45, 8.8, 2-25
Screw, Hex, M6 X 1.00 X 55, Fl, Ss, 3-49
Screw, Hex, M6 X 1.00 X 80, Ss, 2-85
Screw, Hex, M8 X 1.25 X 100, Ss, 3-11
Screw, Hex, M8 X 1.25 X 120, Ss, 3-11
Screw, Hex, M8 X 1.25 X 16, 8.8, 2-13, 2-55, 2-57, 3-23
Screw, Hex, M8 X 1.25 X 16, Ni, Ss, 2-91, 2-95, 3-9
Screw, Hex, M8 X 1.25 X 16, Ss, 2-83, 3-13

Screw, Hex, M8 X 1.25 X 20, 8.8, 2-11, 2-13, 2-29
Screw, Hex, M8 X 1.25 X 20, Fmg, 2-7
Screw, Hex, M8 X 1.25 X 20, Ni, Ss, 2-53, 2-59, 2-65, 2-75, 2-79, 3-9, 3-13, 3-31
Screw, Hex, M8 X 1.25 X 20, Ss, 2-9, 2-15, 2-91, 3-47
Screw, Hex, M8 X 1.25 X 20, Ss (Large Battery), 3-49
Screw, Hex, M8 X 1.25 X 20, Ss, Sems, 2-9, 2-13, 2-17, 2-19, 2-29, 2-69, 2-73, 2-77, 2-79, 2-81, 2-83, 2-91, 2-93, 3-5, 3-33, 3-39
Screw, Hex, M8 X 1.25 X 25, 9.8, Sems, 2-7, 2-29, 2-65, 2-67, 2-69, 2-73, 3-3, 3-39, 3-58
Screw, Hex, M8 X 1.25 X 25, 9.8, Sems, Lock, 2-63
Screw, Hex, M8 X 1.25 X 25, Ss, 2-7, 2-9, 2-49, 2-79, 3-15, 3-17, 3-31, 3-33, 3-58
Screw, Hex, M8 X 1.25 X 25, Ss, Ni, 2-19, 2-59, 2-71, 2-79, 3-11, 3-45
Screw, Hex, M8 X 1.25 X 30, 8.8, 2-91
Screw, Hex, M8 X 1.25 X 30, 9.8 Sems, 3-51, 3-53, 3-55, 3-56
Screw, Hex, M8 X 1.25 X 30, 9.8, Sems, 2-7, 2-29, 2-31, 2-39, 2-43, 3-58
Screw, Hex, M8 X 1.25 X 30, Ni, Ss, 2-59
Screw, Hex, M8 X 1.25 X 30, Ss, 2-7, 2-15, 2-75, 2-79, 3-11, 3-13, 3-15, 3-29, 3-31
Screw, Hex, M8 X 1.25 X 35, 8.8, 2-39, 2-43
Screw, Hex, M8 X 1.25 X 35, 9.8, Sems, 2-19, 2-73, 3-49
Screw, Hex, M8 X 1.25 X 35, 9.8, Sems (Small Battery), 3-49
Screw, Hex, M8 X 1.25 X 35, Fl, Ss, 2-7
Screw, Hex, M8 X 1.25 X 35, Ni, Ss, 2-15, 2-59, 2-79
Screw, Hex, M8 X 1.25 X 40, Ni, Ss, 2-15
Screw, Hex, M8 X 1.25 X 45, Ss, 2-13, 3-13
Screw, Hex, M8 X 1.25 X 60, 8.8, 2-63
Screw, Hex, M8 X 1.25 X 60, 8.8, Fl, 2-37
Screw, Hex, M8 X 1.25 X 60, Fl, Ss, 2-29
Screw, Hex, M8 X 1.25 X 60, Ss, 2-15
Screw, Hex, M8 X 1.25 X 70, 8.8, 2-29
Screw, Hex, M8 X 1.25 X 80, 8.8, 2-31
Screw, Hex, M8 X 1.25 X 90, 8.8, 2-27
Screw, Pan, Phl, .31-18 X 1.00, G2, 2-19
Screw, Pan, Phl, .31-18X1.00, G2, 2-21
Screw, Pan, Phl, 06-20 X 0.50, Fmg/Ab, 2-17, 3-5, 3-58
Screw, Pan, Phl, 08-16 X 0.50, F/ Plstc, 2-69
Screw, Pan, Phl, 08-16 X 1.13, F/ Plstc, 3-9
Screw, Pan, Phl, 10-14 X 0.75, F/ Plstc, 2-5
Screw, Pan, Phl, 10-32 X 0.50, G2, Blk, 2-91

- Screw, Pan, Phl, 12-16 X 0.50, F/ Plstc, 2-79, 2-83, 3-58, 3-59
- Screw, Pan, Phl, 12-16 X 0.50, F/Plstc, 2-11
- Screw, Pan, Phl, M3 X 0.50 X 6, 4.8, 2-93, 2-97
- Screw, Pan, Phl, M4 X 0.70 X 10, 4.8, 2-93, 3-19
- Screw, Pan, Phl, M4 X 0.70 X 10, Ss, 2-53, 3-23
- Screw, Pan, Phl, M4 X 0.70 X 16, 4.8, 2-13, 2-25, 2-69, 2-99, 3-47, 3-58
- Screw, Pan, Phl, M4 X 0.70 X 16, Ss, 3-31
- Screw, Pan, Phl, M4 X 0.70 X 35, Ss, 2-3
- Screw, Pan, Phl, M5 X 0.80 X 12, Ss, 3-33
- Screw, Pan, Phl, M5 X 0.80 X 16, 4.8, 3-5, 3-7
- Screw, Pan, Phl, M5 X 0.80 X 16, Blk, 2-55, 2-57, 2-75
- Screw, Pan, Phl, M5 X 0.80 X 16, Tcut,Ss, 4-3
- Screw, Pan, Phl, M5 X 0.80 X 20, Ss, 3-29
- Screw, Pan, Phl, M5 X 0.80 X 25, 4.8, 2-91
- Screw, Pan, Phl, M6 X 1.00 X 12, Blk, 2-17, 2-89
- Screw, Pan, Phl, M8 X 1.25 X 16, Blk, 2-75
- Screw, Set, M6 X 1.00 X 8, NI, 2-11
- Screw, Set, M8 X 1.25 X 8, Lock, 2-11, 2-13
- Screw, Set, Soc, 08-32 X 0.25, NI, 2-29, 2-53
- Screw, Set, Soc, 10-24 X 0.38, Al, 2-71
- Screw, Soc, M10 X 1.5 X 20, 12.9, 2-11, 2-23
- Screw, Soc, M10 X 1.50 X 35, 12.9, 2-23
- Screw, Soc, M12 X 1.75 X 40, 12.9, 2-23
- Screw, Soc, M6 X 1.00 X 14, NI, 2-23
- Screw, Soc, M8 X 1.25 X 25, 12.9, 3-11
- Screw, Soc, N10 X 1.50 X 45, 12.9, 2-37
- Seal Kit, Hppr, Afmkt [M17], 2-73
- Seal Kit, Swp, Afmkt [M17], 2-35
- Seal, Afmkt, Bulb, Dual, 01ft [F/.30gap], 2-91
- Seal, Afmkt, Bulb, Dual, 03ft [F/.30gap], 2-75, 2-83
- Seal, Afmkt, Bulb, Dual, 12Ft [F/.30Gap], 2-79
- Seal, Axial, Transmission [199 Vs R], 2-23
- Seal, Bulb, Str, 1.51h .88w Adh, 32.6l, 2-73
- Seal, Diverter, Rear, 2-35, 2-73
- Seal, Door, Vac Fan, Rbr, 2-83
- Seal, Foam, 2-69
- Seal, Rbr, Clsd, 0.31, 4.5d 02.4h, 2-69
- Seal, Shaft, Door, Dump, 2-73
- Seat Kit, Deluxe, Ci [T17], 2-21
- Seat, Dlx, W/ Armrests & Seatbelt, 2-21
- Seat, Std [Milsco], 2-19
- Sensor Kit, Filter, Clogged, Ci [M17], 3-23
- Sensor, Level, Liq, 14vdc 01a .62-11, 2-79, 3-27, 3-29
- Sensor, Position [Hall], 4-4
- Sensor, Press, 3 Psi, 8-30vdc, 2-75
- Service Kit [T17], 1-1
- Shaft, 2-27
- Shaft Wldt, Brake, 2-27
- Shaft Wldt, Door, Debris, Arm, 2-73
- Shaft Wldt, Pivot, Front, 2-15
- Shaft, Drive, Brush, 2-53
- Shaft, Drive, Main Sweep, 2-29
- Shaft, Input, Transmission, 2-23
- Shaft, Steering, Power, Lower, 2-13
- Shaft, Steering, Power, Upper, 2-13
- Sheave, 07grv, 1.53pd 0.56b [Pj], 2-29
- Sheave, 07grv, 2.96pd 0.63b [Pj], 2-29
- Sheave, 09grv, 1.18pd 0.55b [Pj], 2-53
- Sheave, 09grv, 4.13pd 0.75b [Pj], 2-53
- Shield, Bumper, Sqge Cplg, 2-85
- Shim, Shaker, Fltr, 2-71
- Shim, Transmission, 2-23
- Shoe Set, Brake [1pick=1pkg], 2-27
- Shroud, Front, Afmkt [M17], 2-9
- Shunt, 050mv 400a, 3-47
- Skirt Kit, Disk, Afmkt [T17], 2-49
- Skirt Kit, Swp, Afmkt [M17], 2-33
- Skirt, Blade, Deflector, 2-31, 2-35
- Skirt, Deflector, 2-31, 2-35
- Skirt, Hd, Sweep, Lh, 2-31, 2-33
- Skirt, Hd, Sweep, Rear, 2-31, 2-33
- Skirt, Rbr, Front, 2-49
- Skirt, Rbr, Rear, 2-49
- Skirt, Recycle, 2-31, 2-33
- Skirt, Sweep, Rh, 2-29, 2-33
- Sleeve, .39b .65od 6.35l, 2-37
- Sleeve, Nyl, 1.63id 20.0l, 2-25
- Sleeve, P/m 0.32B 0.50D 0.3L [430Ss], 2-7
- Sleeve, P/M, 0.25b 0.38d 0.2l [430ss], 2-55, 2-57
- Sleeve, P/M, 0.25b 0.38d 0.8l, 2-39, 2-43, 3-11
- Sleeve, P/M, 0.32b 0.50d 0.3l [430ss], 2-39, 2-43, 2-73
- Sleeve, P/M, 0.32b 0.50d 0.4l [430ss], 3-11
- Sleeve, P/M, 0.32b 0.50d 0.5l [430ss], 2-39, 2-43
- Sleeve, P/M, 0.32b 0.50d 0.9l [430ss], 2-15
- Sleeve, P/M, 0.32b 0.50d 1.3l [430ss], 2-15
- Sleeve, P/M, 0.32b 0.50d 3.03l, 3-11
- Sleeve, P/M, 0.34b 0.63d 0.4l, Ss / Oil, 2-79
- Sleeve, P/M, 0.34b 0.63d 0.6l, Bnz, 3-13
- Sleeve, P/M, 0.34b 0.63d 1.2l, Bnz, 3-13
- Sleeve, P/M, 0.41b 0.73d 1.3l [430ss], 2-37
- Sleeve, P/M, 0.50b 0.87d 0.6l [430ss], 2-47
- Sleeve, P/M, 0.75b 0.88d 0.6l [841brz], 2-13
- Sleeve, P/M, 1.13b 1.38d 1.0l, 2-11
- Sleeve, P/M, Flng, 0.33b 0.75/0.50d 0.8l, 2-79
- Sleeve, P/M, Flng, 0.50b 1.10/0.66d 0.9l, 2-37
- Sleeve, P/M, Flng, 0.50b 1.25/0.75d 0.4l, 2-47
- Sleeve, Vyl, Flex, .23ld, 3-5
- Spacer, Blade, 3-13
- Spacer, Brg, 2-29, 2-53
- Spacer, Brush, 2-41, 2-45
- Spacer, Fltr, 2-71
- Spacer, Plstc, 0.26b 1.18d 0.20l, Nyl, 2-73
- Spacer, Rnd, .38b .88d .38l, 2-19, 2-21
- Spring, 2-27
- Spring Assy, Replmt, Afmkt [M17], 3-11
- Spring, Cmpr, 0.75od .17wir 02.5l, 2-39, 2-43
- Spring, Cmpr, 0.98od .14wir 02.00l, Ss, 2-89
- Spring, Cmpr, 1.05od .14wir 10.3l, 3-11
- Spring, Cmpr, 1.25od Flat Wir 02.5l, 2-47
- Spring, Extn, 0.35od 0.05wir 02.8l, 4-4
- Spring, Extn, 0.70od .09wir 3.9l, 2-63
- Spring, Extn, 0.75od 0.10wir 03.0l, 2-55, 2-57
- Spring, Extn, 0.94od 0.085wir 2.00l, 2-39, 2-43
- Spring, Extn, 1.13od 0.11wir 04.0l, 2-73
- Spring, Extn, 1.68od 0.20wir 07.5l, 2-87
- Spring, Extn, 1.82od 0.28wir 11.24l, 2-37
- Spring, Tens, .75Od X .08S 7.0L, 2-15
- Spring, Tensioner, Transmission, 2-23
- Spring, Tors, .54d .09wir, 2-15
- Spring, Torsion, Hose Reel, 3-39
- Sprocket Kit, 0.75b, Afmkt [T17/M17], 2-13
- Sprocket Kit, 1.12b, Afmkt [T17/M17], 2-11
- Sprocket Kit, Hppr, Afmkt [M17], 2-63
- Sprocket Wldt, Output, Transmission, 2-23
- Sprocket, #40, 32tooth, 2-65
- Sprocket, 18tooth, Dbl, 2-63
- Sprocket, 40, 18tooth, 0.50b, 2-65
- Sprocket, 40, 18tooth, 1.00b, 2-63
- Sprocket, Dbl, 2-23
- Sprocket, Steering, 0.75b, 2-13
- Sprocket, Steering, 1.12b, 2-11
- Squeegie Assy, Sba, Afmkt [M17], 3-13
- Squeegie Frame Assy, 2-89
- Squeegie Kit, Ci [T17], 2-89
- Squeegie Kit, Rear_Side, Linatex [T17], 1-1
- Squeegie Kit, Rear_Side, Urethane [T17], 1-1
- Squeegie Kit, Side, Lh, 2-57
- Squeegie Kit, Side, Rh, 2-55
- Squeegie, Hand, 3-41
- Stand-Off, Circuitboard [0.25"], 2-93, 2-99, 3-19
- Stand-Off, Wir, 0.25, Insulator, Panel, 2-95, 2-99
- Strainer, Soltn, 20mesh, Cyl, 3.5d 09.5l, 3-29
- Strap Wldt, 2-89
- Strap, Rbr, 2-31, 2-69
- Strap, Static, W/Grommet, .19 1.1w 25.0l, 2-7

CROSS REFERENCE

Stud, M8 X 1.25 50 Lg, 2-69
Support, Spring, 3-11
Support, Valve, Drain, 3-45
Switch Kit, Thermal, Afmkt [M17], 2-69
Switch, Ignition [Merit GmbH], 2-17
Switch, Limit, N.C. [Cpi, Spst, 280 Mp], 3-49
Switch, Press, 3-23
Switch, Press, 25 Psi, Pm02, 3-33
Switch, Rocker [Mom,Off,Mom, Dual Led] (Only on Severe Environment Group W/ Standard Panel), 3-31
Switch, Rocker [Off-None-Mom, 5vled], 2-17
Switch, Rocker, Dpdt, Mom / Off / Mom, 2-17
Switch, Rocker, Dpdt, On / None / On, 2-17, 3-39
Switch, Rocker, Prgrsv, 3-3, 3-5, 3-7
Switch, Rocker, Spst, Mom, 4-3
Switch, Safety, Shutoff, 2-17
Switch, Seat, No [Delta 6440-04], 2-19
Switch, Snap, 15a Nc, 2-15
Switch, Snap, 15a No, Rlr, 2-63
Switch, Snap, 25a Spdt, 2-13
Switch, Thermal, 160deg, Spdt, 2-69

T

Tank Kit, Detergent, Afmkt [T17], 3-31
Tank Kit, Detergent, Tj Afmkt [T17] (Japan Only), 3-31
Tank Kit, Sol, Afmkt [M17], 2-75
Tank, Rec, Afmkt [T17], 2-79
Teal Blue S/G
 Enamel12.8oz[cm101-70266], 1-1
Tensioner, Chain, Dbl, 2-23
Tie, Cable, 11.3l, 2.75d Max, 2-11, 2-25, 2-93, 3-3, 3-19, 3-47
Tie, Cable, Nyl, 07.3l .19w 1.8 Max D, 3-5
Tie, Cable, Nyl, 11.0l, .14w, 3.0 Max D, 2-39, 2-43, 2-83, 3-7, 3-17, 3-31, 3-39, 4-3
Tie, Cable, Nyl, 11.4l .19w 3.0 Max D, 3-5
Tie, Cable, Nyl, 15.3l . W 4.5 Max D, 2-69
Tie, Cable, Nyl, 29.8l .30w 9.0 Max D, 3-19
Tie, Cable, Nyl, Push Mount, 76mm Max D, 2-25, 2-77
Tire Assy, Front, Std, Gray [M17], 2-23
Tire Assy, Rear, High Traction (1) [T17] (Option), 2-27
Tire Assy, Rear, Std (1) [T17], 2-27
Tire, Solid, 15.0 X 5.0 [Hi-Traction], 2-27
Tire, Solid, 15.0 X 5.0, Poly, Std, 2-27
Tool, Installation, Belt, 2-53
Tool, Installation, Belt [M17], 1-1, 2-29
Track, Slide, Seat Adj, 12.5l, 2-19, 2-21
Track, Slide, Seat Adj, 12.5l, W/Latch, 2-19, 2-21
Transmission Assy, Str, Afmkt [T17/M17], 2-23

Tray Kit, Debris, Cyl, Afmkt [T17], 2-51
Tray Wldt, Ro Battery, [T17], 3-49
Tray, Debris, Tank, 2-79
Tray, Vac Wand, 3-41
Tread, Non-Skid-Step, 3.75W 8.5L, Sba, 2-7
Tread, Non-Skid-Step, 5.5w 13.8l, 2-7
Tread, Non-Skid-Step, 7.0w 11.2l, Sba, 3-15
Tube Assy, 34.2l, 2-75
Tube Wldt, Front, 3-9
Tube Wldt, Guard, Lh, Front, 3-9
Tube Wldt, Ohg, Lh, 3-9
Tube Wldt, Ohg, Rh, 3-9
Tube Wldt, Spring, 3-11
Tube, 0.74id 1.24od 0.47l, Pyu, 2-23
Tube, Column, Steering, 2-11
Tube, Guard, 3-43
Tube, Ohg, Middle, Rear, 3-9

V

Vac Wand Kit, Ci [T17], 3-41
Valve Kit, Check, Es [T17], 3-29
Valve Kit, Pump, 4-5
Valve, Ball, Drain, 2.00id, Rh, 3-45
Valve, Check, 0005psi Bm06/Bm06, 3-33
Valve, Check, Pump, Water, 3-29
Valve, Water, Solenoid - 36v, 2-49, 2-51
Valve, Water, Solenoid, 36vdc 6.0mm Pf04, 3-35
Valve, Water, Solenoid, 36vdc Bm12/Bm12, 3-17
Valve, Water, Solenoid, 36vdc Pf08/Pf08, 3-25, 3-27
Video, Training, Oprtr, Dvd [M17], 3-60

W

Washer Flat,0.50,Sae, 2-27, 2-37, 2-65
Washer, 1.02 Od, .62 Id, Urethane, 2-87
Washer, Flat, 0.17b 0.31d .03, Nyl, 2-93, 2-99, 3-19
Washer, Flat, 0.19b 0.44d .05, Pl, 08, 2-25, 2-69
Washer, Flat, 0.21b 0.45d .03, Ss, 3-59
Washer, flat, 0.25, Sae, 2-13, 2-19, 2-23, 2-25, 2-39, 2-43, 2-69, 2-73, 2-95, 2-97, 2-99, 3-5, 3-43, 3-47, 3-59
Washer, Flat, 0.25, Sae, Blk, 2-17
Washer, Flat, 0.25, Std, 2-59, 2-63, 2-91, 3-7, 3-17, 3-31, 3-33
Washer, Flat, 0.25b 0.47d .06, Brs, 2-95
Washer, Flat, 0.25b 0.56d .05, Pl, 10, 2-11, 2-41, 2-45, 2-71, 3-5, 3-7
Washer, Flat, 0.25b 1.12d .12, Ss, 2-25
Washer, Flat, 0.27b 0.69d .05, Ss, 2-7, 2-15, 2-29, 2-31, 2-49, 2-53, 2-55, 2-57, 2-59, 2-69, 2-73, 2-85, 2-89, 3-11, 3-13, 3-25, 3-27, 3-49, 3-58
Washer, Flat, 0.28b 1.00d .06, Stil, 2-83

Washer, Flat, 0.28b 1.00d .06, Stil, Blk, 3-41
Washer, Flat, 0.31, Fender, Blk, 2-75
Washer, Flat, 0.31, Sae, 2-13, 2-25, 2-27, 3-9
Washer, Flat, 0.31, Sae (Large Battery), 3-49
Washer, Flat, 0.31, Std, 2-7, 2-9, 2-11, 2-13, 2-27, 2-29, 2-73, 2-91
Washer, Flat, 0.32B 1.00D .12, Ss, 2-9, 2-19, 2-29, 2-53, 2-59, 2-71, 2-75, 2-79, 2-91, 2-93, 3-9, 3-11, 3-13, 3-15, 3-31
Washer, Flat, 0.33b 1.38d .08, Ss, 3-11
Washer, Flat, 0.34b 1.25d .11, Ss, 2-15, 2-75
Washer, Flat, 0.34b 1.50d .12, Stil, Pl, 2-79
Washer, Flat, 0.35b 0.75d .04, Ss, 2-59
Washer, Flat, 0.38, Fendr, 2-59
Washer, Flat, 0.38, Sae, 2-11, 2-15, 2-39, 2-43
Washer, Flat, 0.38, Std, 2-7, 2-9, 2-23, 2-37, 2-59, 2-65, 2-67, 2-83, 3-43
Washer, Flat, 0.38b 0.88d .08, Ss, 2-7, 2-15, 2-19, 2-21, 2-29, 2-31, 2-37, 2-39, 2-43, 2-49, 2-79, 2-81, 3-9, 3-13, 3-25, 3-27, 3-29, 3-45, 3-49, 3-58
Washer, Flat, 0.38b 0.88d .12, Stil, Pl, 3-23
Washer, Flat, 0.39b 1.38d .19, Stil, Pl, 2-75
Washer, Flat, 0.40b 1.12d .12, Ss, 2-85
Washer, Flat, 0.44b 1.00d .08, Ss, 2-37, 2-49, 2-53, 2-55, 2-57, 2-85, 2-87, 2-89, 3-9, 3-11, 3-13
Washer, Flat, 0.48b 2.50d .12, Ss, 3-11
Washer, Flat, 0.50b 0.75d .02, Stil, 2-23
Washer, Flat, 0.50b 1.25d 0.8, Stil, Pl, 2-47, 2-51
Washer, Flat, 0.51b 1.25d .06, Ss, 3-43
Washer, Flat, 0.53b 1.50d .19, Stil, 2-47, 2-65
Washer, Flat, 0.5b 1.5d .12, Stil, Pl, 2-49
Washer, Flat, 0.60b 1.31d .10, Ss, 2-87
Washer, Flat, 0.62, Sae, 2-87
Washer, Flat, 0.66b 1.00d .12, Rbr, 3-25, 3-27
Washer, Flat, 0.66b 2.50d .19, Ss, 2-41, 2-45
Washer, Flat, 0.78b 1.75d .18, Ss, 2-7
Washer, Flat, 08, Ss, 2-3, 4-3
Washer, Flat, 1.00, Sae, 2-27
Washer, Flat, 1.02b 1.75d .12, Stil, 3-39
Washer, Flat, 10, Sae, 2-25
Washer, Flat, 10, Ss, 2-63, 2-69, 3-23, 3-29, 3-31, 3-33, 3-35, 3-39, 3-47, 3-58
Washer, Flat, Belleville, .25, 2-29, 2-53
Washer, Flat, Belleville, .31, 2-49, 2-53, 2-65, 3-13
Washer, Flat, Belleville, M8, 3-11
Washer, Flat, M12, Ss, 2-23
Washer, Guide, 3-11
Washer, Lock, Int-Ext, 0.25, 2-69

Washer, Lock, Int-Ext, 0.31, 2-7, 2-17,
2-69, 2-71
Washer, Lock, Int-Ext, 0.50, 2-51
Washer, Lock, Int, 0.25, 2-99
Washer, Lock, Int, 0.25, Ss, 2-25, 2-95
Washer, Lock, Int, 0.31, 2-25
Washer, Lock, Int, 10, 2-25
Washer, Lock, Int, 10, Ss, 2-69, 2-95, 3-47
Washer, Retainer, Spring, 3-39
Washer, Sealing, 0.28b 0.75d Ss, Neo,
3-29
Washer, Thrust, 0.61b 1.25d .06, Fgl, 2-55,
2-57
Washer, Thrust, 0.66b 1.25d 0.06w, 2-87
Washer, Thrust, 0.79b 1.42d 0.06[Garlok],
2-11, 2-55, 2-57
Washer, Thrust, 1.81b 2.93d .06w, Plstc,
2-65
Washer, Thrust, 50.0b 110.0d 0.79w, 3-39
Washer, Thrust, Plstc 1.02b 1.38d, 3-39
Washer, Wavy, 1.20b 1.54d .13, 2-87
Weight, Eccentric, Pntd, 2-71
Wheel Bearing Kit, Rear, Afmkt [T17], 2-27
Wheel, 01.5d 0.88w 0.39b [Uhmw], 2-29
Wheel, 04.0d 0.89w 0.64b, 2-89, 3-13,
3-15
Wheel, 05.0d 2.00w 0.75b, Gray, W/ Bshg,
2-7
Wheel, Drive, Ac, W/O Brake, Gray [Hd],
2-23
Wheel, Steering, 14.4d, 2-11
Wire, 10ga, 15.0l, Grn [M6 Ring, M6 Ring],
2-69
Wire, Tie [W/.25" Fir Tree Clip], 2-39, 2-43,
2-51, 2-63, 2-69, 2-97, 2-99, 3-3, 3-11,
3-15, 3-19, 3-23, 3-31
Wire, Tie [W/.25" fir Tree clip], 3-47

