

# Parts Catalog

## Commander/Monitor Series

**Models:** T82/T90, C82/C90, & M82/90  
Gasoline, Lpg & Diesel  
Starting @ Serial No. 18221069



## PREFACE

Thank you for your purchase of the now industry standard for sweepers. PowerBoss takes great pride in offering the most dependable, reliable and best value in industrial power sweepers and sweeper / scrubbers. We set the standard.

Our Publishing Department would like to hear from you. If you see any errors, omissions or something that needs clarification in this Spare Parts Catalog please let us know. We are working hard toward perfection in our corner of the process to bring you the best you can buy. Please copy the form below, fill out and comment on how you found our catalog.

Thank you.

\*Name \_\_\_\_\_

\*Title: \_\_\_\_\_

\*Company Name: \_\_\_\_\_

\*Address: \_\_\_\_\_

\*Country: \_\_\_\_\_

Type of equipment or model number: \_\_\_\_\_

Comments:

\*Information is optional.

Please return to:

Manager, Publishing Department, International  
PowerBoss, Inc.  
175 Anderson Street  
Aberdeen, North Carolina 28315 USA

Phone (800) 982-7141 Toll Free

(910) 944-2105 Local

E-Mail - techsupport@powerboss.com

This is the Spare Parts Catalog for the PowerBoss Commander Series Sweeper / Scrubber and Monitor Series Double Scrubber. This manual covers all standard series machine variations, T90, T82, C90, C82, M90, M82.

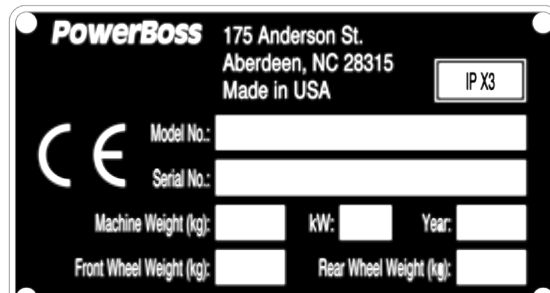
The machine will provide excellent service for many years. However, the best results will be obtained if:

- The machine is operated with reasonable care.
- The machine is maintained regularly per the maintenance schedule provided in the User Manual.
- The machine is maintained with PowerBoss Inc. supplied or equivalent parts.

All right side and left side references to the machine (except for engine) are determined by facing the direction of forward travel. The front of the engine or engine fan faces the rear of the machine. Some hardware considered to be common or locally available has been omitted from the parts section to make this manual clear. Be sure to use equivalent hardware when replacement becomes necessary.

The Model and Serial Number of your machine is shown on the I.D. name plate. This information is needed when contacting Technical Support or when ordering parts. The I.D. plate is mounted on the console of the machine left of the operator. Adjacent the main broom adjustment access door.

Example I.D Plate;



Parts may be ordered by phone, fax or e-mail from any PowerBoss parts and service center. Before ordering parts or supplies, be sure to have your machine model number and serial number handy. For your convenience fill out the data block below for future reference.

<p><b>MACHINE DATA</b> Fill out at installation</p>	
Serial Number:	_____
Engine Serial Number:	_____
Sales Rep.:	_____
Date of Install:	_____

All information contained in this catalog is current at the time of printing. However, PowerBoss reserves the right to make changes at any time without notice.

**CE DECLARATION OF CONFORMITY**

**COMMANDER T82**

- D EG-Konformitätserklärung** (entsprechend der EG-Richtlinie 2006/42/EG)
- GB EC Declaration of Conformity** (according to Directive 2006/42/EC)
- F Déclaration de conformité pour la CEE** (conforme à la directive de la CEE 2006/42/CEE)
- I Dichiarazione CE di Conformità** (ai sensi della direttiva CEE 2006/42)
- E CEE Declaración de Conformidad** (según la normativa de la CEE 2006/42/CE)

**PowerBoss Inc.** erklären in alleiniger Verantwortung, daß das Produkt,  
declare under our sole responsibility, that the product,  
déclarons sous notre seule responsabilité que le produit,  
Dichiara sotto la propria responsabilità che il prodotto,  
declaramos bajo responsabilidad propia que el producto,

**Machine**

Commander T82 LP (TSS82LPCE)  
Commander T82 DSL (TSS82DSLCE)

**D** auf das sich diese Erklärung bezieht, den einschlägigen grundlegenden Sicherheits- und Gesundheitsanforderungen der EG-Richtlinie 2006/42/EG, sowie den Anforderungen gemäß 2004/108/EG entspricht. Zur sachgerechten Umsetzung der in den EG-Richtlinien genannten Sicherheits- und Gesundheitsanforderungen wurde(n) folgende Norm(en) und /oder technische Spezifikation(en) herangezogen:

**GB** to which this declaration relates corresponds to the relevant basic safety and health requirements of the Directive 2006/42/EC, and to the requirements of the other relevant Directives 2004/108/EC. For the relevant implementation of the safety and health requirements mentioned in the Directives, the following standard(s) and/or technical specification(s) has (have) been respected:


**F** faisant l'objet de la déclaration est conforme aux prescriptions fondamentales en matière de sécurité et de santé stipulées dans la Directive de la CEE 2006/42/CEE, ainsi qu'aux prescriptions des autres Directives de la CEE établies dans ce domaine 2004/108/CEE. Pour mettre en pratique dans les règles de l'art les prescriptions en matière de sécurité et de santé stipulées dans les Directives de la CEE, il a été tenu compte de la/des norme(s) et/ou de la/des spécification(s) technique(s) suivante(s):

**I** é conforme ai requisiti essenziali di sicurezza e di tutela della salute di cui alla Direttiva CEE 2006/42 e sue successive modifiche, nonché ai requisiti di cui alle seguenti Direttive CEE 2004/108. Per la verifica della Conformità di cui alle Direttive sopra menzionate, sono state consultate le seguenti, Norme Armonizzate EN:

**E** al cual se refiere la presente declaración corresponde a las exigencias básicas de la normativa de la CEE 2006/42/CE y referentes a la seguridad y a la sanidad, así como a las exigencias de la demás normativas de la CEE 2004/108/CE. Con el fin de realizar de forma adecuada las exigencias referentes a la seguridad y a la sanidad mencionadas en las normativas de la CEE fué(ron) consultada(s) la(s) siguiente(s) normativa(s) y especificación(es) técnicas(s):

**EN 60335-2-72, EN 55012, EN 61000-6-2**

Date 5/19/2010

  
Steve Liew  
President & CEO

Name der autorisierten Person, die für PowerBoss die technischen Unterlagen zusammenstellt:

Name of the person authorized for PowerBoss to compile the technical file:

Personne chargée du suivi du dossier technique:

Nome della persona autorizzata da PowerBoss a compilare il file tecnico:

Nombre de la persona autorizada por PowerBoss para la creación del fichero técnico:

Jeff Pollack



**COMMANDER C82**

- D EG-Konformitätserklärung** (entsprechend der EG-Richtlinie 2006/42/EG)  
**GB EC Declaration of Conformity** (according to Directive 2006/42/EC)  
**F Déclaration de conformité pour la CEE** (conforme à la directive de la CEE 2006/42/CEE)  
**I Dichiarazione CE di Conformità** (ai sensi della direttiva CEE 2006/42)  
**E CEE Declaración de Conformidad** (según la normativa de la CEE 2006/42/CE)

**PowerBoss Inc.** erklären in alleiniger Verantwortung, daß das Produkt,  
 declare under our sole responsibility, that the product,  
 déclarons sous notre seule responsabilité que le produit,  
 Dichiaro sotto la propria responsabilità che il prodotto,  
 declaramos bajo responsabilidad propia que el producto,

**Machine**

Commander C82 LP (3333750)  
 Commander C82 DSL (3310500)

**D** auf das sich diese Erklärung bezieht, den einschlägigen grundlegenden Sicherheits- und Gesundheitsanforderungen der EG-Richtlinie 2006/42/EG, sowie den Anforderungen gemäß 2004/108/EG entspricht. Zur sachgerechten Umsetzung der in den EG-Richtlinien genannten Sicherheits- und Gesundheitsanforderungen wurde(n) folgende Norm(en) und /oder technische Spezifikation(en) herangezogen:

**GB** to which this declaration relates corresponds to the relevant basic safety and health requirements of the Directive 2006/42/EC, and to the requirements of the other relevant Directives 2004/108/EC. For the relevant implementation of the safety and health requirements mentioned in the Directives, the following standard(s) and/or technical specification(s) has (have) been respected:


**F** faisant l'objet de la déclaration est conforme aux prescriptions fondamentales en matière de sécurité et de santé stipulées dans la Directive de la CEE 2006/42/CEE, ainsi qu'aux prescriptions des autres Directives de la CEE établies dans ce domaine 2004/108/CEE. Pour mettre en pratique dans les règles de l'art les prescriptions en matière de sécurité et de santé stipulées dans les Directives de la CEE, il a été tenu compte de la/des norme(s) et/ou de la/des spécification(s) technique(s) suivante(s):

**I** é conforme ai requisiti essenziali di sicurezza e di tutela della salute di cui alla Direttiva CEE 2006/42 e sue successive modifiche, nonché ai requisiti di cui alle seguenti Direttive CEE 2004/108. Per la verifica della Conformità di cui alle Direttive sopra menzionate, sono state consultate le seguenti, Norme Armonizzate EN:

**E** al cual se refiere la presente declaración corresponde a las exigencias básicas de la normativa de la CEE 2006/42/CE y referentes a la seguridad y a la sanidad, así como a las exigencias de la demás normativas de la CEE 2004/108/CE. Con el fin de realizar de forma adecuada las exigencias referentes a la seguridad y a la sanidad mencionadas en las normativas de la CEE fué(ron) consultada(s) la(s) siguiente(s) normativa(s) y especificación(es) técnicas(s):

**EN 60335-2-72, EN 55012, EN 61000-6-2**

**Date** 5/19/2010



Steve Liew  
 President & CEO

Name der autorisierten Person, die für PowerBoss die technischen Unterlagen zusammenstellt:

Name of the person authorized for PowerBoss to compile the technical file:

Personne chargée du suivi du dossier technique:

Nome della persona autorizzata da PowerBoss a compilare il file tecnico:

Nombre de la persona autorizada por PowerBoss para la creación del fichero técnico:

Jeff Pollack

**MONITOR 82**

- D** EG-Konformitätserklärung (entsprechend der EG-Richtlinie 2006/42/EG)
- GB** EC Declaration of Conformity (according to Directive 2006/42/EC)
- F** Déclaration de conformité pour la CEE (conforme à la directive de la CEE 2006/42/CEE)
- I** Dichiarazione CE di Conformità (ai sensi della direttiva CEE 2006/42)
- E** CEE Declaración de Conformidad (según la normativa de la CEE 2006/42/CE)

**PowerBoss Inc.** erklären in alleiniger Verantwortung, daß das Produkt,  
declare under our sole responsibility, that the product,  
déclarons sous notre seule responsabilité que le produit,  
Dichiara sotto la propria responsabilità che il prodotto,  
declaramos bajo responsabilidad propia que el producto,

**Machine**

Monitor 82 LP (3333677)  
Monitor 82 DSL (3332502)

**D** auf das sich diese Erklärung bezieht, den einschlägigen grundlegenden Sicherheits- und Gesundheitsanforderungen der EG-Richtlinie 2006/42/EG, sowie den Anforderungen gemäß 2004/108/EG entspricht. Zur sachgerechten Umsetzung der in den EG-Richtlinien genannten Sicherheits- und Gesundheitsanforderungen wurde(n) folgende Norm(en) und /oder technische Spezifikation(en) herangezogen:

**GB** to which this declaration relates corresponds to the relevant basic safety and health requirements of the Directive 2006/42/EC, and to the requirements of the other relevant Directives 2004/108/EC. For the relevant implementation of the safety and health requirements mentioned in the Directives, the following standard(s) and/or technical specification(s) has (have) been respected:


**F** faisant l'objet de la déclaration est conforme aux prescriptions fondamentales en matière de sécurité et de santé stipulées dans la Directive de la CEE 2006/42/CEE, ainsi qu'aux prescriptions des autres Directives de la CEE établies dans ce domaine 2004/108/CEE. Pour mettre en pratique dans les règles de l'art les prescriptions en matière de sécurité et de santé stipulées dans les Directives de la CEE, il a été tenu compte de la/des norme(s) et/ou de la/des spécification(s) technique(s) suivante(s):

**I** é conforme ai requisiti essenziali di sicurezza e di tutela della salute di cui alla Direttiva CEE 2006/42 e sue successive modifiche, nonché ai requisiti di cui alle seguenti Direttive CEE 2004/108. Per la verifica della Conformità di cui alle Direttive sopra menzionate, sono state consultate le seguenti, Norme Armonizzate EN:

**E** al cual se refiere la presente declaración corresponde a las exigencias básicas de la normativa de la CEE 2006/42/CE y referentes a la seguridad y a la sanidad, así como a las exigencias de la demás normativas de la CEE 2004/108/CE. Con el fin de realizar de forma adecuada las exigencias referentes a la seguridad y a la sanidad mencionadas en las normativas de la CEE fué(ron) consultada(s) la(s) siguiente(s) normativa(s) y especificación(es) técnicas(s):

**EN 60335-2-72, EN 55012, EN 61000-6-2**

**Date** 5/19/2010

  
\_\_\_\_\_  
Steve Liew  
President & CEO

Name der autorisierten Person, die für PowerBoss die technischen Unterlagen zusammenstellt:  
Name of the person authorized for PowerBoss to compile the technical file:  
Personne chargée du suivi du dossier technique:  
Nome della persona autorizzata da PowerBoss a compilare il file tecnico:  
Nombre de la persona autorizada por PowerBoss para la creación del fichero técnico:  
Jeff Pollack

THIS PAGE INTENTIONALLY LEFT BLANK.

**TECHNICAL SPECIFICATIONS**

**COMMANDER T SERIES**

Model Commander T Series

Model No. TSS90DSL / TSS90DSLBR / TSS90LP / TSS90LPBR / 3333780 / 3333780BR / TSS82DSL / TSS82LP / TSS82GAS / TSS82DSLCE / TSS82LPCE

**DIMENSIONS & WEIGHT**

	<b>T82 &amp; T82 Europe</b>	<b>T90</b>
Length . . . . .	120.5 inches (306 cm) . . . . .	123 inch (312 cm)
Width . . . . .	56 inch (142 cm) . . . . .	62 inch (158 cm)
Height . . . . .	57 inch (145 cm) . . . . .	63 inch (160 cm)
Height w/ overhead guard . . . . .	87 inch (221 cm) . . . . .	87 inch (221 cm)
Height w/ cab . . . . .	83.5 inch (212 cm) . . . . .	83.5 inch (212 cm)
Weight . . . . .	2900 lbs (1315 kg) . . . . .	3400 lbs (1542 kg)
Minimum U-turn . . . . .	120 inch (305 cm) . . . . .	126 inch (320 cm)

**SCRUBBING SYSTEM**

Scrub path . . . . .	42 inch (107 cm) . . . . .	48 inch (122 cm)
Scrub deck pressure . . . . .	300 lbs (136 kg) . . . . .	300 lbs (136 kg)
Brush speed . . . . .	250 rpm . . . . .	250 rpm
Solution tank capacity . . . . .	68 gal (257 L) . . . . .	100 gal (378.5 L)
Recovery tank capacity . . . . .	65 gal (246 L) . . . . .	100 gal (378.5 L)
Squeegee width . . . . .	50 inch (127 cm) . . . . .	50 inch (127 cm)

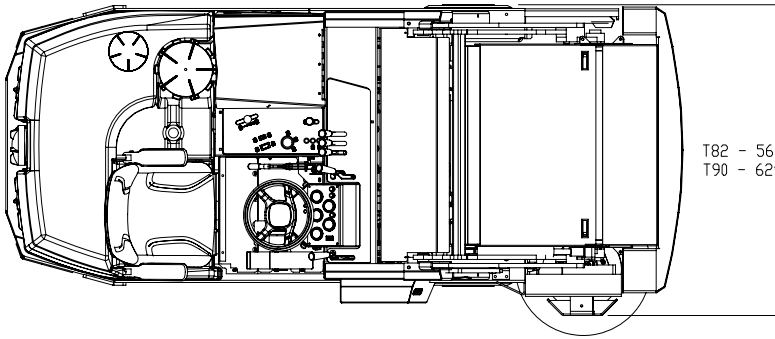
**SWEEPING SYSTEM**

Sweep path . . . . .	54 inch (137 cm) . . . . .	60 inch (152 cm)
Main broom . . . . .	42 inch (107 cm) . . . . .	48 inch (122 cm)
Side broom . . . . .	24 inch (61 cm) . . . . .	24 inch (61 cm)
Hopper type . . . . .	high dump . . . . .	high dump
Hopper volume . . . . .	14 cu ft . . . . .	16 cu ft
Hopper load capacity . . . . .	1000 lbs (454 kg) . . . . .	1200 lbs (544 kg)
Dust control . . . . .	100 sq ft . . . . .	100 sq ft
High dump . . . . .	60 inch (152 cm) . . . . .	60 inch (152 cm)
RTR (rotary trash relocation) . . . . .	yes . . . . .	yes

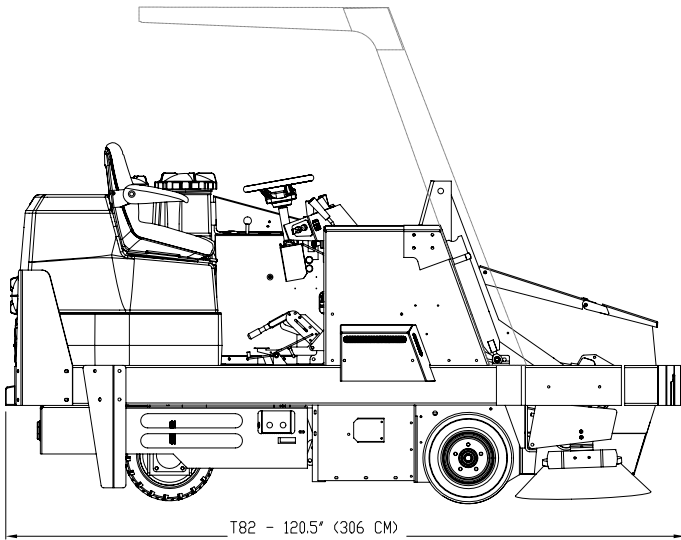
**OTHER SPECIFICATIONS**

Noise Level . . . . .	84.5 dBA . . . . .	84.5 dBA
-----------------------	--------------------	----------

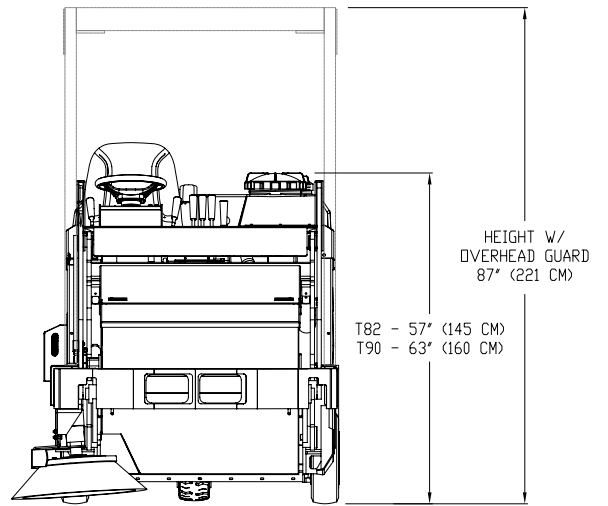
# TECHNICAL SPECIFICATIONS



T82 - 56" (142 CM)  
T90 - 62" (158 CM)



T82 - 120.5" (306 CM)  
T90 - 123" (312 CM)



HEIGHT W/  
OVERHEAD GUARD  
87" (221 CM)  
T82 - 57" (145 CM)  
T90 - 63" (160 CM)



**COMMANDER C SERIES**

Model Commander C Series

Model No. CSS90DSL / CSS90DSLBR / CSS90LP / CSS90LPBR / 3310500 / 3310500BR / 3333680 / 3333680BR / 3333750 / 3333750BR / 3333815 / 3333815BR / CSS82DSLCE / CSS82LPCE

**DIMENSIONS & WEIGHT**

	<b>C82 &amp; C82 Europe</b>	<b>C90</b>
Length . . . . .	95.5 inch (243 cm)	98 inch (249 cm)
Length w/ side broom . . . . .	109 inch (277 cm)	111.5 inch (283 cm)
Width . . . . .	53 inch (135 cm)	59 inch (150 cm)
Width w/ side broom . . . . .	56 inch (142 cm)	62 inch (158 cm)
Height . . . . .	57 inch (145 cm)	63 inch (160 cm)
Height w/ overhead guard . . . . .	87 inch (221 cm)	87 inch (221 cm)
Height w/ cab. . . . .	83.5 inch (212 cm)	83.5 inch (212 cm)
Weight . . . . .	2700 lbs (1225 kg)	3000 lbs (1361 kg)
Minimum U-turn. . . . .	96 inch (244 cm)	101 inch (256.5 cm)

**SWEEPING SYSTEM**

Sweep path . . . . .	42 inch (107 cm)	48 inch (122 cm)
Sweep Path W/ side broom. . . . .	54 inch (137 cm)	60 inch (152 cm)
Main broom . . . . .	42 inch (107 cm)	48 inch (122 cm)
Side broom . . . . .	optional	optional
Hopper type. . . . .	manual dump	manual dump
Hopper volume . . . . .	5 cu ft	6 cu ft
Hopper load capacity. . . . .	200 lbs (91 kg)	250 lbs (113 kg)

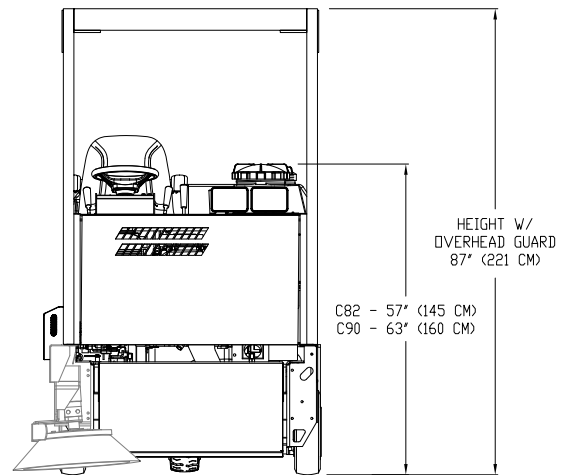
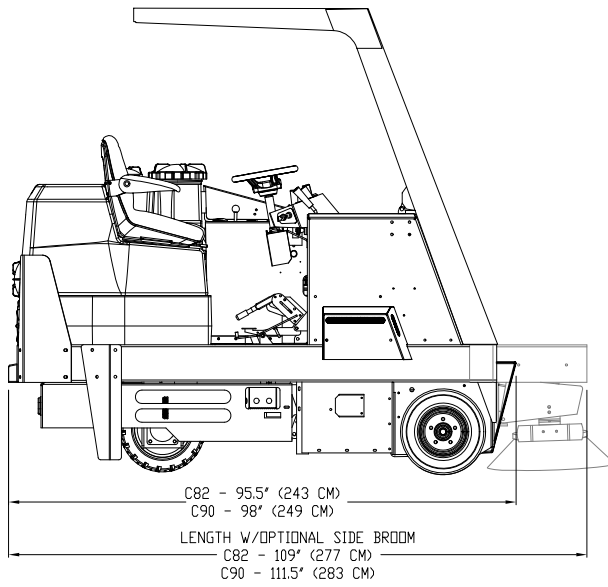
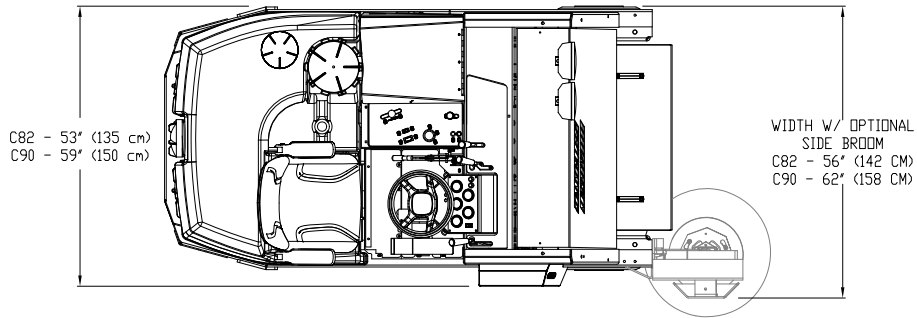
**SCRUBBING SYSTEM**

Scrub path . . . . .	42 inch (107 cm)	48 inch (122 cm)
Scrub deck pressure . . . . .	300 lbs (136 kg)	300 lbs (136 kg)
Brush speed . . . . .	250 rpm	250 rpm
Solution tank capacity . . . . .	68 gal (257 L)	100 gal (378.5 L)
Recovery tank capacity . . . . .	65 gal (246 L)	100 gal (378.5 L)
Squeegee width. . . . .	44 inch (112 cm)	50 inch (127 cm)

**OTHER SPECIFICATIONS**

Noise Level . . . . .	84.5 dBA	84.5 dBA
-----------------------	----------	----------

# TECHNICAL SPECIFICATIONS



**MONITOR SERIES**

Model Monitor Series

Model No. 3333677 / 3333678 / 3333677BR / 3332502BR / 3332502 / 3332702 / 3333771 / 3333772 /  
3332702BR / 3333771BR / 3333772BR / M82DSLCE / M82GASCE / M82LPCE

**DIMENSIONS & WEIGHT**

	<b>82 &amp; 82 Europe</b>	<b>90</b>
Length . . . . .	95.5 inch (243 cm)	98 inch (249 cm)
Length w/ side broom . . . . .	109 inch (277 cm)	111.5 inch (283 cm)
Width . . . . .	53 inch (135 cm)	59 inch (150 cm)
Width w/ side broom . . . . .	56 inch (142 cm)	62 inch (158 cm)
Height . . . . .	57 inch (145 cm)	63 inch (160 cm)
Height w/ overhead guard . . . . .	87 inch (221 cm)	87 inch (221 cm)
Height w/ cab. . . . .	83.5 inch (212 cm)	83.5 inch (212 cm)
Weight . . . . .	2700 lbs (1225 kg)	3000 lbs (1361 kg)
Minimum U-turn. . . . .	96 inch (244 cm)	101 inch (256.5 cm)

**SWEEPING SYSTEM**

Sweep path . . . . .	42 inch (107 cm)	48 inch (122 cm)
Sweep Path W/ side broom. . . . .	54 inch (137 cm)	60 inch (152 cm)
Main broom . . . . .	42 inch (107 cm)	48 inch (122 cm)
Side broom . . . . .	optional	optional
Hopper type. . . . .	manual dump	manual dump
Hopper volume . . . . .	5 cu ft	6 cu ft
Hopper load capacity. . . . .	200 lbs (91 kg)	250 lbs (113 kg)

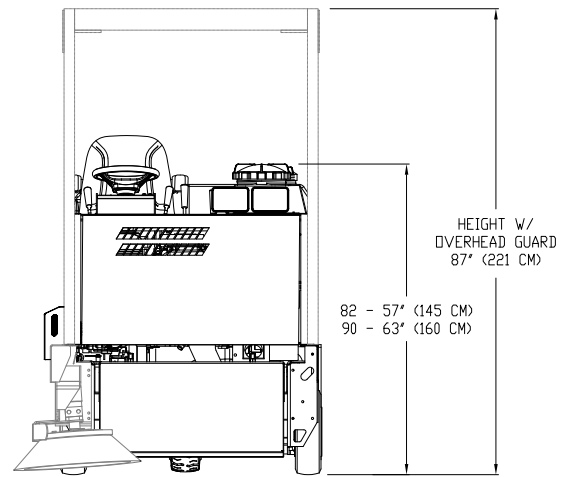
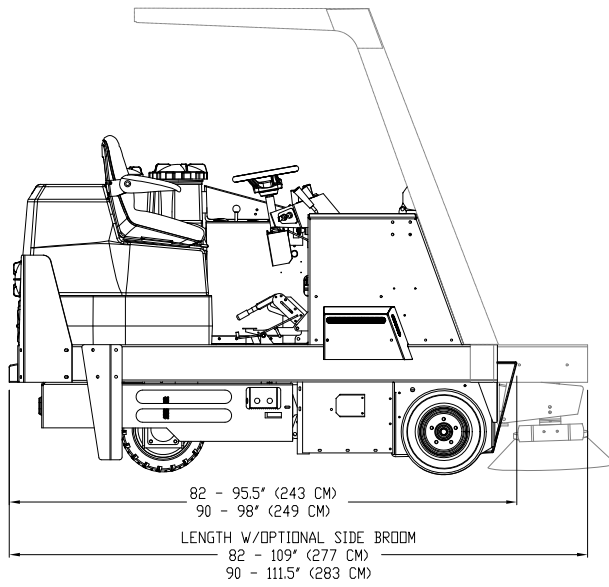
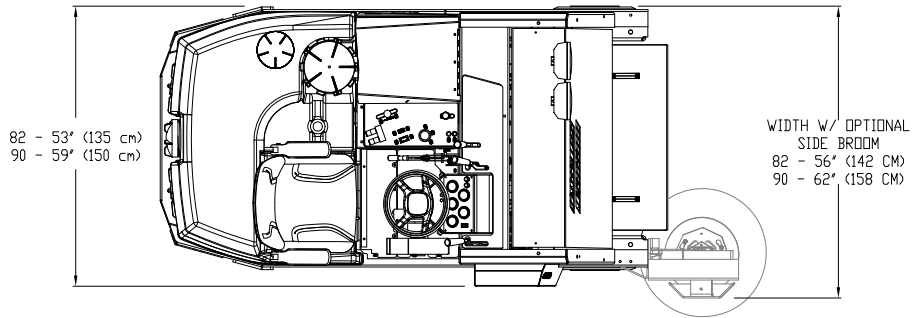
**SCRUBBING SYSTEM**

Scrub path . . . . .	42 inch (107 cm)	48 inch (122 cm)
Scrub deck pressure . . . . .	300 lbs (136 kg)	300 lbs (136 kg)
Brush speed . . . . .	250 rpm	250 rpm
Solution tank capacity . . . . .	68 gal (257 L)	100 gal (378.5 L)
Recovery tank capacity . . . . .	65 gal (246 L)	100 gal (378.5 L)
Squeegee width. . . . .	44 inch (112 cm)	50 inch (127 cm)

**OTHER SPECIFICATIONS**

Noise Level . . . . .	84.5 dBA	84.5 dBA
-----------------------	----------	----------

# TECHNICAL SPECIFICATIONS



**TABLE OF CONTENTS**

**PREFACE** ..... 2

**CE DECLARATION OF CONFORMITY** ..... 4

    COMMANDER T82 ..... 4

    COMMANDER C82 ..... 5

    MONITOR 82 ..... 6

**TECHNICAL SPECIFICATIONS** ..... 8

**COMMANDER T SERIES** ..... 8

        Dimensions & weight ..... 8

        Scrubbing system ..... 8

        Sweeping system ..... 8

        Other specifications ..... 8

**COMMANDER C SERIES** ..... 10

        Dimensions & weight ..... 10

        Sweeping system ..... 10

        Scrubbing system ..... 10

        Other specifications ..... 10

**MONITOR SERIES** ..... 12

        Dimensions & weight ..... 12

        Sweeping system ..... 12

        Scrubbing system ..... 12

        Other specifications ..... 12

**STANDARD ABBREVIATIONS** ..... 18

**NOTES** ..... 19

**PARTS BREAKDOWN** ..... 20

    AXLE BRAKES & WHEELS ..... 20

    AXLE BRAKES & WHEELS (CONTINUED) ..... 22

    3344070 FRONT AXLE ASSEMBLY ..... 24

    3318673 FRONT AXLE ASSEMBLY ..... 26

    HAND LEVER PARKING BRAKE ASSEMBLY ..... 28

    FRAME ASSEMBLY PART 1 ..... 30

    FRAME ASSEMBLY PART 2 ..... 32

    FRAME ASSEMBLY PART 2 (CONTINUED) ..... 34

    OLD STYLE ASSEMBLY BROOM DOOR ..... 36

    3306209 ASSEMBLY BROOM DOOR RIGHT ..... 38

    3306208 ASSEMBLY BROOM DOOR LEFT ..... 40

    3319087 SQUEEGEE SOLENOID VALVE ..... 42

    HYDRAULIC RESERVOIR MOUNTING AND FILTER FOR C82,T82,& M82 LP EUROPE MODELS 44



HYDRAULIC RESERVOIR (3344330) FOR C82,T82, & M82 LP EUROPE MODELS ..... 46

PRIORITY FLOW AND RELIEF VALVES FOR C82,T82, & M82 LP EUROPE MODELS ..... 48

BRUSH WATER SHUT OFF FOR C82 LP & T82 LP EUROPE MODELS ..... 50

SOLENOID FUNCTION VALVE ..... 52

ROTATION AND LIFT SOLENOID VALVES ..... 54

HYDRAULIC FLUID RESERVOIR FOR 82 SERIES (3305847)..... 56

HYDRAULIC FLUID RESERVOIR FOR 90 SERIES (3317669)..... 58

BUMPER & SAFETY LEG..... 60

SIDE BROOM ASSEMBLY - OPTIONAL FOR C82 AND C90 ..... 62

SIDE BROOM ASSEMBLY - OPTIONAL FOR C82 AND C90 (CONTINUED)..... 64

MAIN BROOM ASSEMBLY..... 66

LINTEL ASSEMBLY..... 68

LINTEL ASSEMBLY (CONTINUED) ..... 70

ENGINE COVERS..... 72

BATTERY & MOUNT..... 74

INSTRUMENT PANEL..... 76

STEERING FORK ASSEMBLY ..... 78

CONSOLE ASSEMBLY..... 80

FLOOR BOARD ASSEMBLY..... 82

3303810 ASSY- HYDRAULIC SQ SWITCH BOX ..... 84

3344305 ASSEMBLY SWITCH BOX..... 86

DIRECTIONAL CONTROL ASSEMBLY ..... 88

DIRECTIONAL CONTROL ASSEMBLY (CONTINUED)..... 90

SOLUTION / RECOVERY TANK, LP TANK COMPONENTS, AND COVERS ..... 92

SOLUTION / RECOVERY TANK, LP TANK COMPONENTS, AND COVERS FOR CE MODELS..... 94

SOLUTION / RECOVERY TANK ASSEMBLY PART 1 ..... 96

SOLUTION / RECOVERY TANK ASSEMBLY PART 2 ..... 98

SEAT ASSEMBLY ..... 100

IMPELLER ASSEMBLY - HORIZONTAL MOUNTING ..... 102

IMPELLER MANIFOLD AND HOSES - HORIZONTAL MOUNTING..... 104

IMPELLER ASSEMBLY - VERTICAL MOUNTING ..... 106

IMPELLER MANIFOLD AND HOSES - VERTICAL MOUNTING ..... 108

IMPELLER CONTROL VALVE SINGLE SPOOL..... 110

HYDRAULIC VALVE ASSEMBLY THREE SPOOL - T82 AND T90 ..... 112

HYDRAULIC VALVE ASSEMBLY THREE SPOOL - C82, C90, M82, & M90 ..... 114

POWER STEERING ASSEMBLY ..... 116

STEERING COLUMN ..... 118

SQUEEGEE LIFT / LOWER ASSEMBLY .....	120
SCRUB HEAD ASSEMBLY .....	122
SCRUB HEAD LIFT / LOWER MECHANISM .....	124
REAR SQUEEGEE ASSEMBLY .....	126
REAR SQUEEGEE ASSEMBLY (CONTINUED) .....	128
LIFT ARM ASSEMBLY T82/T90 .....	130
SAFETY ARM ASSEMBLY T82/T90 .....	132
HOPPER ASSEMBLY T82/T90 .....	134
HOPPER ASSEMBLY SINGLE .....	136
HOPPER ASSEMBLY SPLIT .....	138
VACUUM MOUNT ASSEMBLY - T82 AND T90 .....	140
VACUUM MOUNT ASSEMBLY - T82 EUROPE MODEL .....	142
ENGINE KUBOTA V1505 DIESEL - ALTERNATOR, WATER PUMP, FAN, AND OIL PAN .....	144
ENGINE KUBOTA V1505 DIESEL - FLYWHEEL, STARTER, HEAD COVER, AND EXHAUST .....	146
ENGINE KUBOTA V1505 DIESEL - FUEL SYSTEM AND SPEED CONTROL .....	148
ENGINE KUBOTA V1505 DIESEL - BLOCK AND FREEZE PLUGS .....	150
ENGINE KUBOTA V1505 DIESEL - HEAD .....	152
ENGINE KUBOTA V1505 DIESEL - MAIN BEARING CASE .....	154
ENGINE KUBOTA V1505 DIESEL - CAMSHAFT AND IDLE GEAR SHAFT .....	156
ENGINE KUBOTA V1505 DIESEL - PISTON AND CRANKSHAFT .....	158
ENGINE KUBOTA V1505 DIESEL - HYDRAULIC PUMPS .....	160
ENGINE KUBOTA V1505 DIESEL - AIR CLEANER .....	162
ENGINE KUBOTA V1505 DIESEL - MOUNTS .....	164
ENGINE KUBOTA V1505 DIESEL - RADIATOR MOUNTING AND SHROUD .....	166
ENGINE KUBOTA V1505 DIESEL - RADIATOR .....	168
ENGINE KUBOTA V1505 DIESEL - EXHAUST SYSTEM .....	170
FUEL TANK ASSEMBLY DIESEL .....	172
ENGINE GM 1.6L GENERIC GASOLINE T2 .....	174
ENGINE GM 1.6L GENERIC LP T2 (CONTINUED) .....	176
ENGINE GM 1.6L T2 GASOLINE .....	178
ENGINE SUB ASSEMBLY GM 1.6L T2 LP .....	180
HYDRAULIC PUMPS & REAR ENG. MOUNT GM T2 LP & GASOLINE .....	182
EXHAUST SYSTEM GM 1.6L T2 ENGINE PART 1 .....	184
EXHAUST SYSTEM GM 1.6L T2 ENGINE PART 2 .....	186
EXHAUST SYSTEM GM 1.6L T2 ENGINE PART 3 .....	187
FUEL TANK ASSEMBLY GASOLINE GM 1.6L T2 ENGINE .....	188

RADIATOR ASSEMBLY GM 1.6L T2 ENGINE . . . . .	190
FUEL SYSTEM GM 1.6L T2 LP. . . . .	192
FUEL SYSTEM GM 1.6L T2 LP (CONTINUED) . . . . .	194
FUEL SYSTEM GM 1.6L T2 GASOLINE. . . . .	196
ENGINE GM 1.6L TIER 2 BREAKDOWN 1 . . . . .	198
ENGINE GM 1.6L TIER 2 BREAKDOWN 1 (CONTINUED) . . . . .	200
ENGINE GM 1.6L TIER 2 BREAKDOWN 1 (CONTINUED) . . . . .	202
ENGINE GM 1.6L TIER 2 BREAKDOWN 2 . . . . .	204
ENGINE GM 1.6L TIER 2 BREAKDOWN 2 (CONTINUED) . . . . .	206
SIDE AND MAIN BROOMS. . . . .	208
SCRUB BRUSHES . . . . .	210
<b>MONITOR PARTS BREAK DOWN . . . . .</b>	<b>212</b>
SIDE BROOM AND CYLINDRICAL SCRUB BRUSH . . . . .	212
SOLUTION SPRAY NOZZLE, PUMP AND SHUTOFF VALVE . . . . .	214
CYLINDRICAL SCRUB BRUSH ASSEMBLY . . . . .	216
CYLINDRICAL SCRUB BRUSH ASSEMBLY (CONTINUED) . . . . .	218
CONSOLE ASSEMBLY . . . . .	220
PLUMBING SOLUTION / RECOVERY TANK . . . . .	222
<b>COMMANDER SERIES OPTIONS: . . . . .</b>	<b>224</b>
OPTION - HEAVY DUTY SIDE BROOM GUARD (3319295) . . . . .	224
OPTION - OVERHEAD GUARD (3319228) . . . . .	226
OPTION - HOPPER FIRE INDICATOR (3319256) . . . . .	228
OPTION - CLOGGED FILTER INDICATOR (3319257). . . . .	230
OPTIONAL 3332636 - WATER & BRUSH SHUT OFF . . . . .	232
OPTIONAL - WATER RECYCLING. . . . .	234
OPTIONAL - WATER RECYCLING CONTINUED . . . . .	236
<b>WARRANTY . . . . .</b>	<b>238</b>
<b>NOTES . . . . .</b>	<b>239</b>

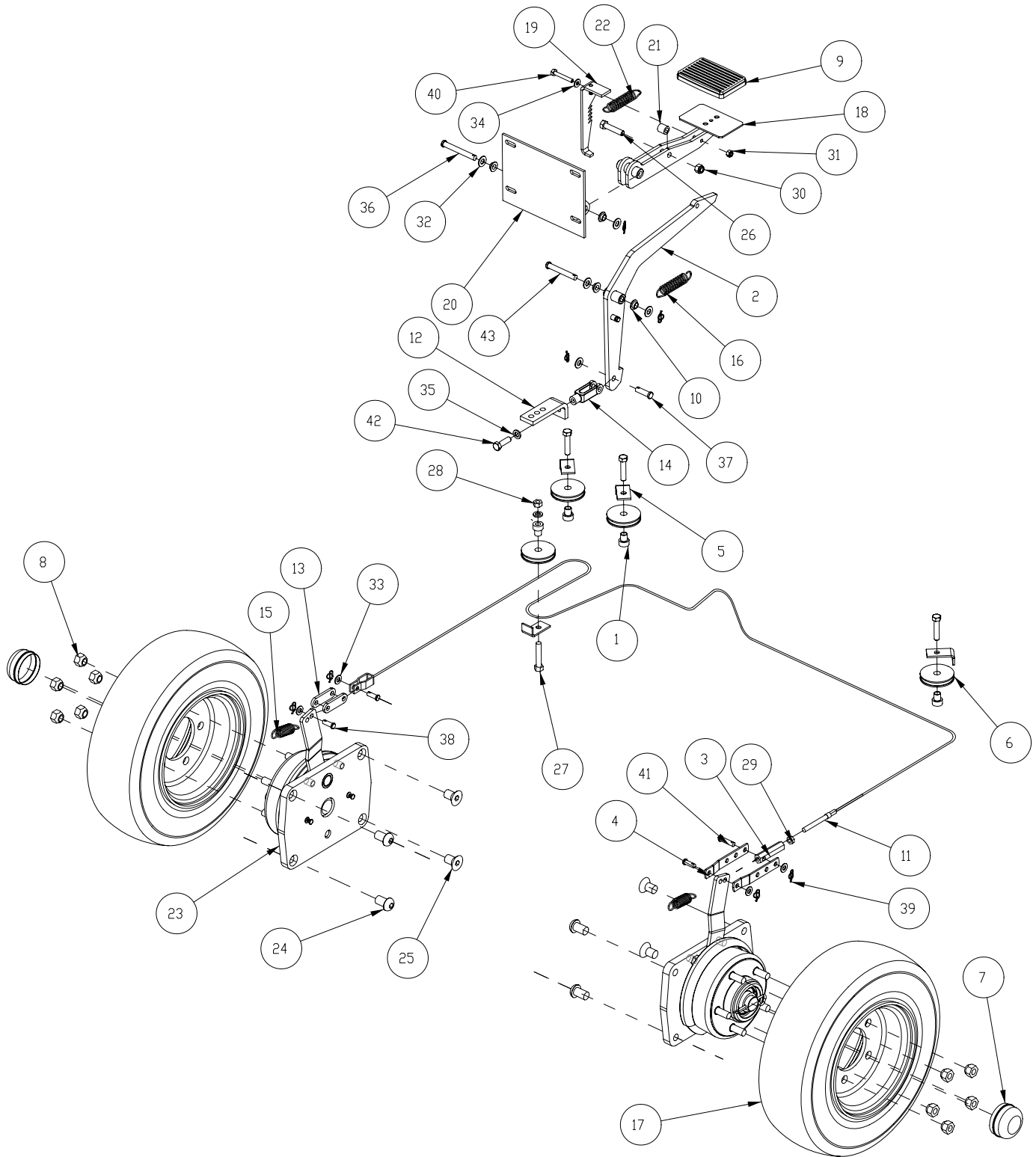
**STANDARD ABBREVIATIONS**

°C-Degrees Celsius	INFO-Information
°F-Degrees Fahrenheit	INT-Internal or Interior
12V-12 Volts DC	LG-Long
AR-Abrasion Resistant	LH-Left Hand
ASSY-Assembly	LPG-Liquefied Petroleum Gas
ATO-Standard Auto Fuse Type Also called ATC	LP-Liquefied Petroleum
BHSCS-Button Head Screw SS	M8x1-Indicates Metric threads, 8mm Dia with a 1mm thread pitch
BLK-Black	MM-Millimeters
BLT-Belt	MNT-Mount
BR-Brass or Broom or Brush	MS-Mid Size
BRM-Broom	OD-Outside Diameter
BRKT-Bracket	PLTD-Plated
CB-Curb Broom	PNTD-Painted
CCW-Counter Clockwise	REV-Reverse
CI-Cubic Inch	RH-Right Hand
CW-Clockwise Rotation	ROT-Rotation
CYL-Cylinder	RTR-Rotary Trash Relocator
DEG-Degrees	SCR-Screw
DIA-Diameter	SC-Scrubber
DPDT-Double Pole Double Throw	SP-Service Part
ELEC-Electric	SPDT-Single Pole Double Throw
ES-Elastic Stop, also Nyloc	SPST-Single Pole Single Throw
EXT-Exterior or Extended	SS-Stainless Steel
FI-Fuel Injection	STR-Straight
FS-Full Size	ST-Straight
FTG-Fitting	SUB-Sub Assembly
FWD-Forward	THD-Thread
REV-Reverse	THK-Thick
GAL-US Gallon (3.79 Liters)	THRU-Through
GOV-Governor	UNC-Unified Nat'l Coarse Threads
HD-Head	UNF-Unified Nat'l Fine Threads
HD-Heavy Duty	V1505-Kubota Diesel Engine
HOP-Hopper	GM1.6L-General Motors LP / Gasoline Engine
HSS-High Speed Steel	W/-With
HT-High Temperature	WELD-Weldment
HT-Height	W/O-Without
HYD-Hydraulic	ZP-Zinc Plated
ID-Identification	
ID-Inside Diameter	
IMP-Impeller	



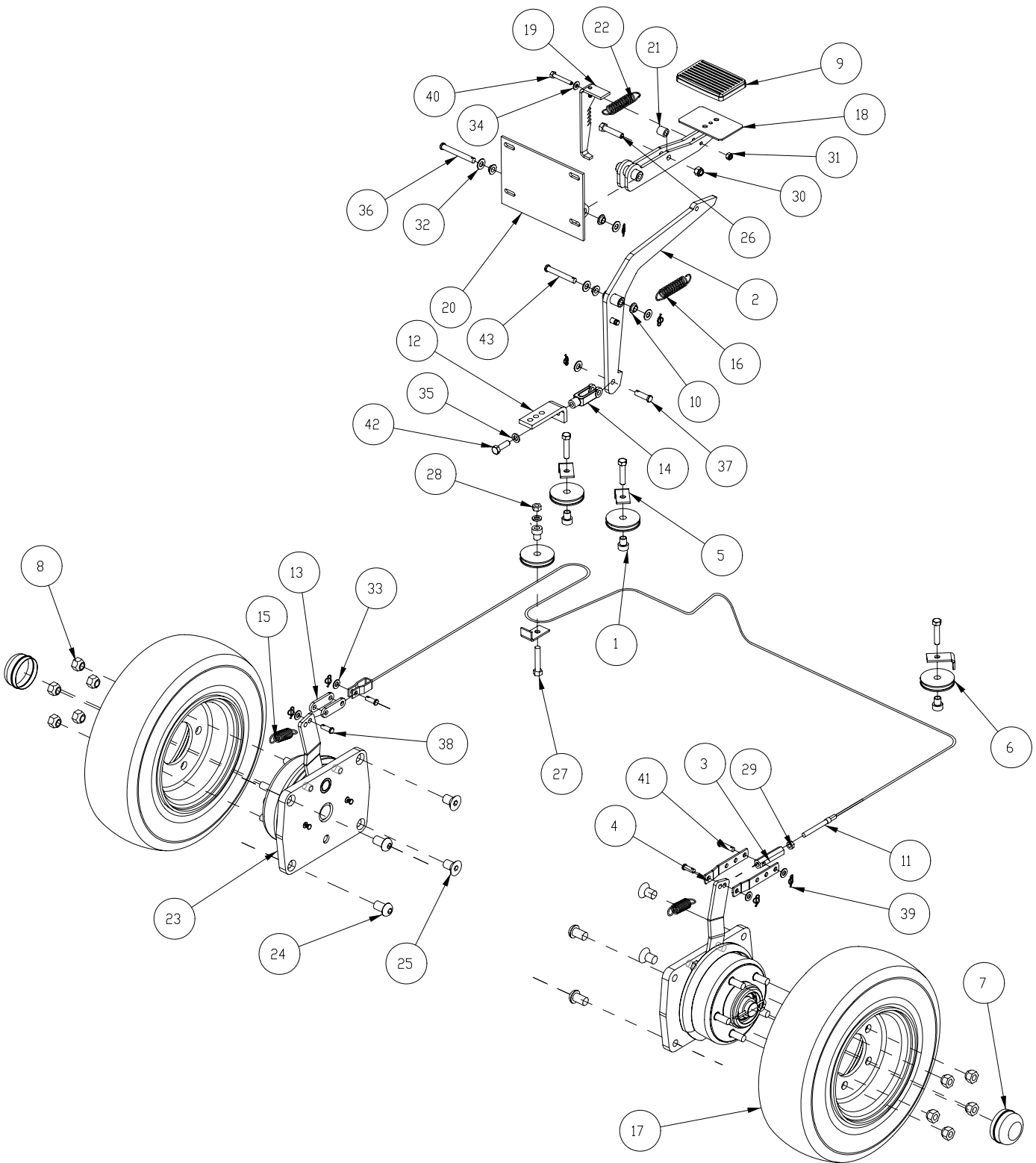


**PARTS BREAKDOWN  
AXLE BRAKES & WHEELS**



AXLE BRAKES & WHEELS				
ITEM	PART NO.		QTY	DESCRIPTION
	82 SERIES	90 SERIES		
1	3300035		4	SPACER, BRAKE PULLEY
2	3300132		1	ARM ASSEMBLY, BRAKE
3	3300202		1	BAR, CABLE ADJUSTMENT
4	3300203		2	BAR-CABLE PLTD
5	3300209		4	RETAINER, CABLE
6	3300367		4	PULLEY-2.50 DIA, BUSHED, 1/4" CABLE MAX, BRAKE
7	3300369		2	CAP-HUB, 2.44" DIA.
8	3300411		10	NUT-LUG 1/2-20
9	3300413		1	PAD-BRAKE PEDAL
10	3300414		4	BUSHING-FLNG 3/8 NYLON
11	3300486	3300412	1	CABLE, BRAKE
12	3300955		1	BRACKET, BRAKE PULLEY
13	3301417		2	PLATE-BRAKE LINK PLTD
14	3301447		1	CLEVIS-CABLECRAFT AC-218
15	3301517		2	SPRING-EXT BRAKE LEVER
16	3301522		1	SPRING - EXT BRAKE ARM
17	3301525		2	ASSY-TIRE&RIM SOLID FS/MS
18	3303716		1	BRAKE PEDAL NEW PNTD
19	3303718		1	LATCH, BRAKE CATCH ASSEMBLY
20	3303720		1	ASSY-BRAKE MOUNT PNTD
21	3303723		1	ROLLER - BRAKE ARM
22	3304164		1	SPRING - EXT BRAKE ARM
23	3344070		2	ASSY- FRONT AXLE/BRAKES
	3318673		2	ASSY-FRONT AXLE SUB
24	3400006		4	SCREW BH 5/8-11 X 1.0 LG
25	3400011		4	SCREW-FLAT HEAD 5/8-11 X 1.00, SOC ZP
26	3400027		4	SCREW-HHM 3/8-16 X 1.75 LG ZP
27	3400031		1	SCR-HEX 3/8 -16X2.00 ZP
28	3400068		1	NUT-HEX 3/8-16 ZP
29	3400069		1	NUT-HEX 5/16-24 ZP
30	3400079		1	NUT-HEX 3/8-16 ES ZP
NOTE: Part numbers that span more than one column apply to the models listed in the headings of the columns.				

**AXLE BRAKES & WHEELS (CONTINUED)**

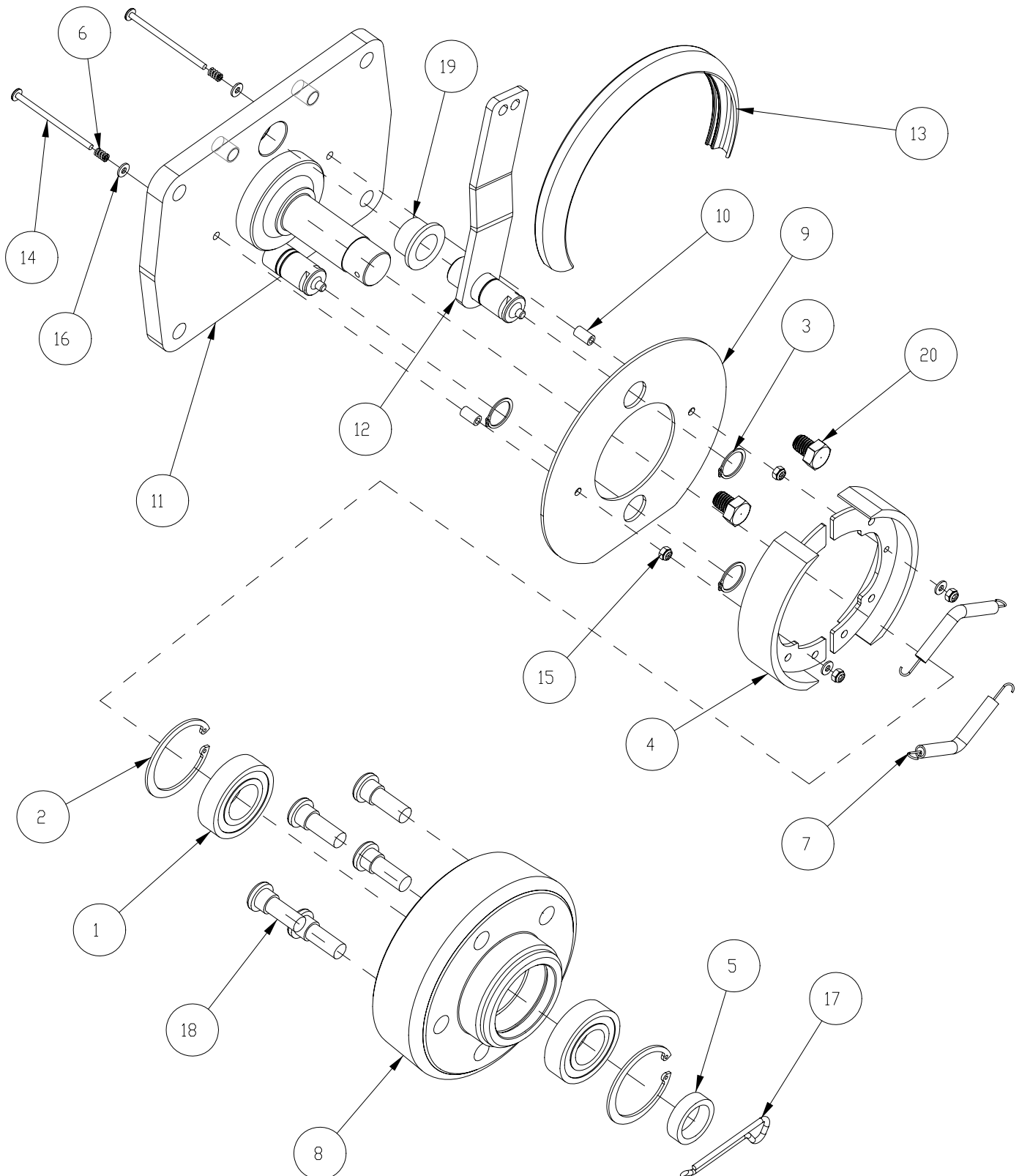


AXLE BRAKES & WHEELS				
ITEM	PART NO.		QTY	DESCRIPTION
	82 SERIES	90 SERIES		
31	3400081		1	NUT-HEX 1/4-20 ES ZP
32	3400087		5	WASHER 3/8 ID .81 OD X .065 THK
33	3400088		4	WASHER 5/16 ID .688 OD X .065 THK
34	3400089		1	WASHER 1/4 ID .63 OD X .065 THK
35	3400101		2	WASHER-LOCK 3/8 SPLIT ZP
36	3400115		1	PIN-CLEVIS 3/8 X 3.00 ZP
37	3400116		1	PIN-CLEVIS 3/8 X 1-1/4 ZP
38	3400118		3	PIN-CLEVIS 5/16 X 7/8 ZP
39	3400125		7	PIN-COTTER 3/8 RUE RING
40	3400173		1	SCREW-HHM 1/4-20 X 1.75 LG ZP
41	3400185		1	PIN-CLEVIS 5/16 X 1-1/4 ZP
42	3400262		1	SCREW-HEX,3/8-24X1.25 ZP F'THD
43	3400347		1	PIN-CLEVIS 3/8 X 2-5/8 ZP

NOTE: Part numbers that span more than one column apply to the models listed in the headings of the columns.

**3344070 FRONT AXLE ASSEMBLY**

NOTE: For machine after SN 18350129

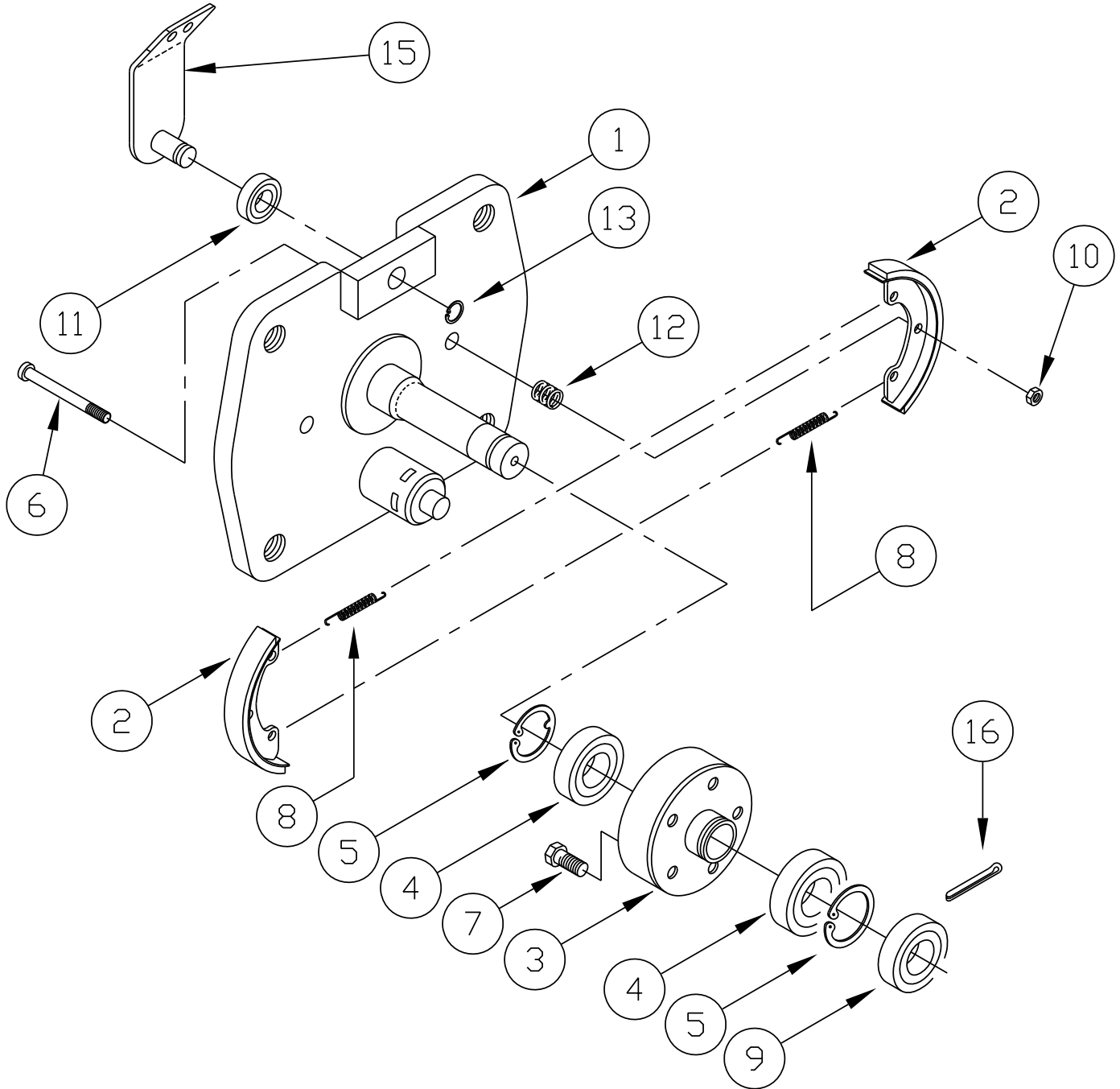




3344070 FRONT AXLE ASSEMBLY			
ITEM	PART NO.	QTY	DESCRIPTION
1	3300467	2	BEARING-BALL 2.44 OD X 1.18 ID
2	3300473	2	RETAINING RING, INT 2.44
3	3300484	3	RETAINING RING, EXT 0.87
4	3300523	2	SHOE-BRAKE
5	3300876	1	SPACER-AXLE FRONT MACH & PLTD
6	3301518	2	SPRING-COMP BRAKE SHOE
7	3301519	2	SPRING-EXT BRAKE SHOE
8	3343090	1	HUB-FRONT WHEEL PCP
9	3344048	1	PLT - BRAKE DUST COVER
10	3344068	2	TUBE-STANDOFF .18 ID X .31 OD X .563 LG
11	3344071	1	WELD-AXLE/BRAKES
12	3344075	1	WELD-LEVER BRAKE ZP
13	3344143	1	TRIM-PUSH ON W/ FLAP SEAL 12 GA
14	3400060	2	SCR-THM # 8-32 X 3.00 SS
15	3400082	4	NUT-HEX #8-32 ES ZP
16	3400096	4	WASHER-FLAT #8 ZP
17	3400120	1	PIN-COTTER 5/32 X 2.00 ZP
18	3400938	5	62/72-STUD FRONT WHEEL
19	3401561	1	BEARING-SLEEVE 7/8I D X 3/4 OD
20	3401568	2	SCR-HEX 1/2-13 X .625
NOTE: For machine after SN 18350129			

**3318673 FRONT AXLE ASSEMBLY**

NOTE: For machine before SN 18350129

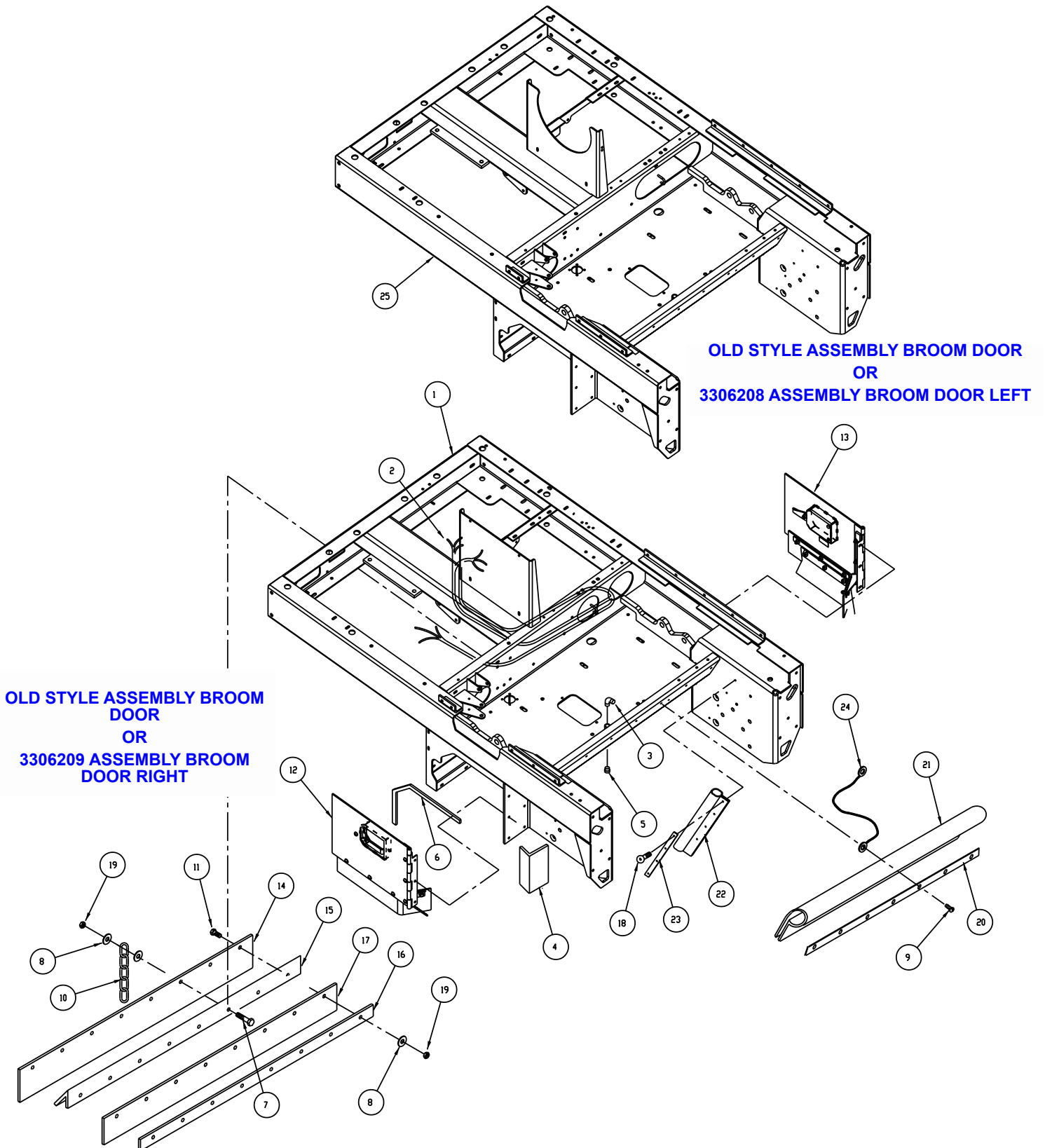


3318673 FRONT AXLE ASSEMBLY			
ITEM	PART NO.	QTY	DESCRIPTION
1	3300852	2	AXLE ASSEMBLY, FRONT
2	3300523	4	SHOE—W/ LINING, BRAKE
3	3300787	2	HUB, FRONT WHEEL
4	3300467	4	BEARING, BALL, 2.44 X 1.18 ID
5	3300473	4	RING, RETAINER INTERNAL
6	3400060	2	SCR—THN #8-32 X 3.00 SS
7	3400938	10	STUD, WHEEL HUB
8	3301519	4	SPRING, EXTENSION BRAKE SHOE
9	3300876	2	SPACER AXLE
10	3400082	2	NUT—HEX 8/32 ES
11	3300410	2	BUSHING, 1.00 OD X .87 ID
12	3301518	2	SPRING, COMPRESSION BRAKE SHOE
13	3300484	2	RING, RETAINER EXTENSION, .87
15	3300870	2	LEVER ASSEMBLY, BRAKE
16	3400120	2	PIN-COTTER 5/32 DIA X 2.00 LG, Z
NOTE: For machine before SN 18350129			



HAND LEVER PARKING BRAKE ASSEMBLY			
ITEM	PART NO.	QTY	DESCRIPTION
1	3300035	2	SPACER, BRAKE PULLEY
2	3300209	2	RETAINER-CABLE PLTD
3	3300367	3	PULLEY-2.50 DIA, BUSHED, 1/4" CABLE MAX, BRAKE
4	3300414	2	BUSHING-FLNG 3/8 NYLON
5	3303545	2	BAR-CONTROL HAND BRAKE PNTD
6	3303553	2	SHIM-FRAME HAND BRAKE PLTD
7	3303559	1	WELDMENT, ARM PIVOT HANDBRAKE PNTD
8	3303628	1	ASSY-PIVOT PLT HAND BRAKE PNTD
9	3306463	1	ASSY-HAND BRAKE MNT
10	3306803	1	LEVER-HAND BRAKE MACH.
11	3307241	2	SPACER-HAND BRAKE PLTD SW/A
12	3400027	2	SCREW-HHM 3/8-16 X 1.75 LG ZP
13	3400070	2	NUT-HEX 5/16-18 ZP
14	3400087	2	WASHER 3/8 ID .81 OD X .065 THK
15	3400102	2	WSR-LOCK 5/16, ZP
16	3400118	1	PIN-CLEVIS 5/16 X 7/8 ZP
17	3400125	4	PIN-COTTER 3/8 RUE RING
18	3400184	2	PIN-CLEVIS 5/16 X 1-1/8 ZP
19	3400231	2	SCREW-HHM 5/16-18 X 2.0 LG ZP
20	3400347	1	PIN-CLEVIS 3/8 X 2-5/8 ZP
21	3303552	1	SLEEVE-HAND BRAKE ZP

**FRAME ASSEMBLY PART 1**

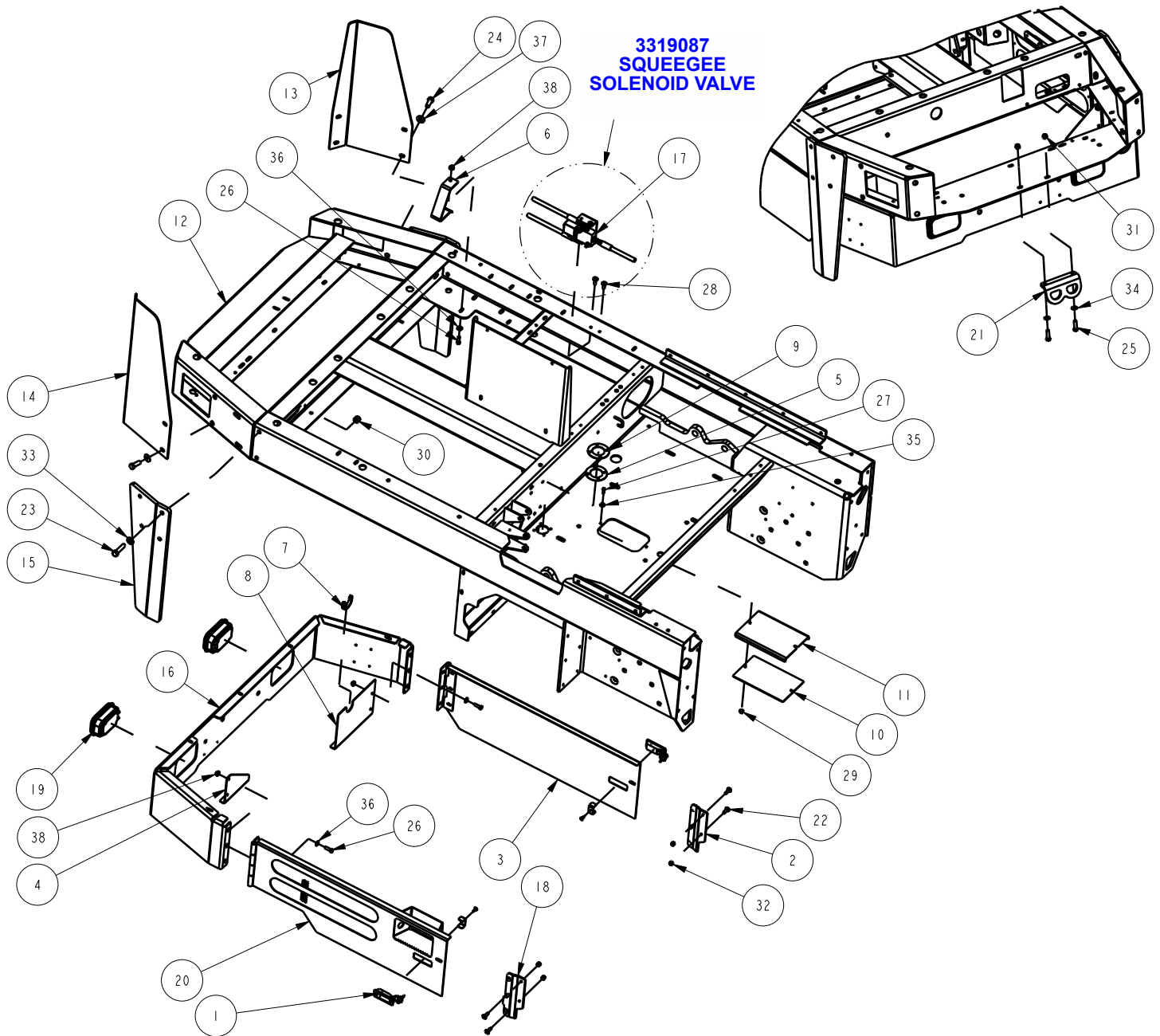




FRAME ASSEMBLY PART 1				
ITEM	PART NO.		QTY	DESCRIPTION
	82 Series	90 Series		
1	3336756	N/A	1	MAIN FRAME (FOR TSS82LPCE AND CSS82LPCE MODELS ONLY)
	3305799	3305825	1	MAIN FRAME
2	3344419		1	HARNESS-WIRE TSS82 REAR
3	3400190		1	FTG-90 EL 1/2 TUBE TO 3/8 MPT
4	3305515		1	GUARD-FRAME PNTD *C82 & C90 ONLY*
5	3400194		1	FTG-PIPE PLUG 3/8 MPT HEX
6	3318739		6 FT.	WEATHERSTRIPPING-RUBBER SPONGE
7	3400227		1	SCR-HEX,1/4-20X1.25 ZP
8	3400089		18	WASHER-FLAT 1/4 STANDARD ZP
9	3400059		10	SCR-THM 1/4-20 X .75 SS
10	3307658		1	CHAIN-GROUNDING ARMA
11	3400041		14	SCR-HEX,1/4-20X0.88 ZP
12	3306209		1	ASSY-BRM DOOR RT WB SUB MS/FS
	3315983		1	ASSY-BRM DOOR RT (OLD STYLE)
13	3306208		1	ASSY-BRM DOOR LT WB SUB MS/FS
	3315982		1	ASSY-BRM DOOR LT (OLD STYLE)
14	3305785	3305787	1	SKIRT-OUTER MB WB
15	3305791	3305802	1	ANGLE-FLAP OUTER WB
16	3305792	3305801	1	STRAP-SKIRT INNER WB
17	3305786	3305788	1	SKIRT-INNER MB WB
18	3400259		8	SCR-FLT,5/16-18X.50,SOC ZP
19	3400081		25	NUT-HEX 1/4-20 ES ZP
20	3300206	3300949	1	STRAP HOPPER FRAME
21	3300180	3300190	1	SEAL-HOPPER FRAME
22	3300397		2	SEAL-HOPPER SIDE
23	3300150		2	RETAINER-SEAL SIDE PNTD
24	3301362		1	ASSY-WIRE ENGINE GROUND

NOTE: Part numbers that span more than one column apply to the models listed in the headings of the columns.

**FRAME ASSEMBLY PART 2**

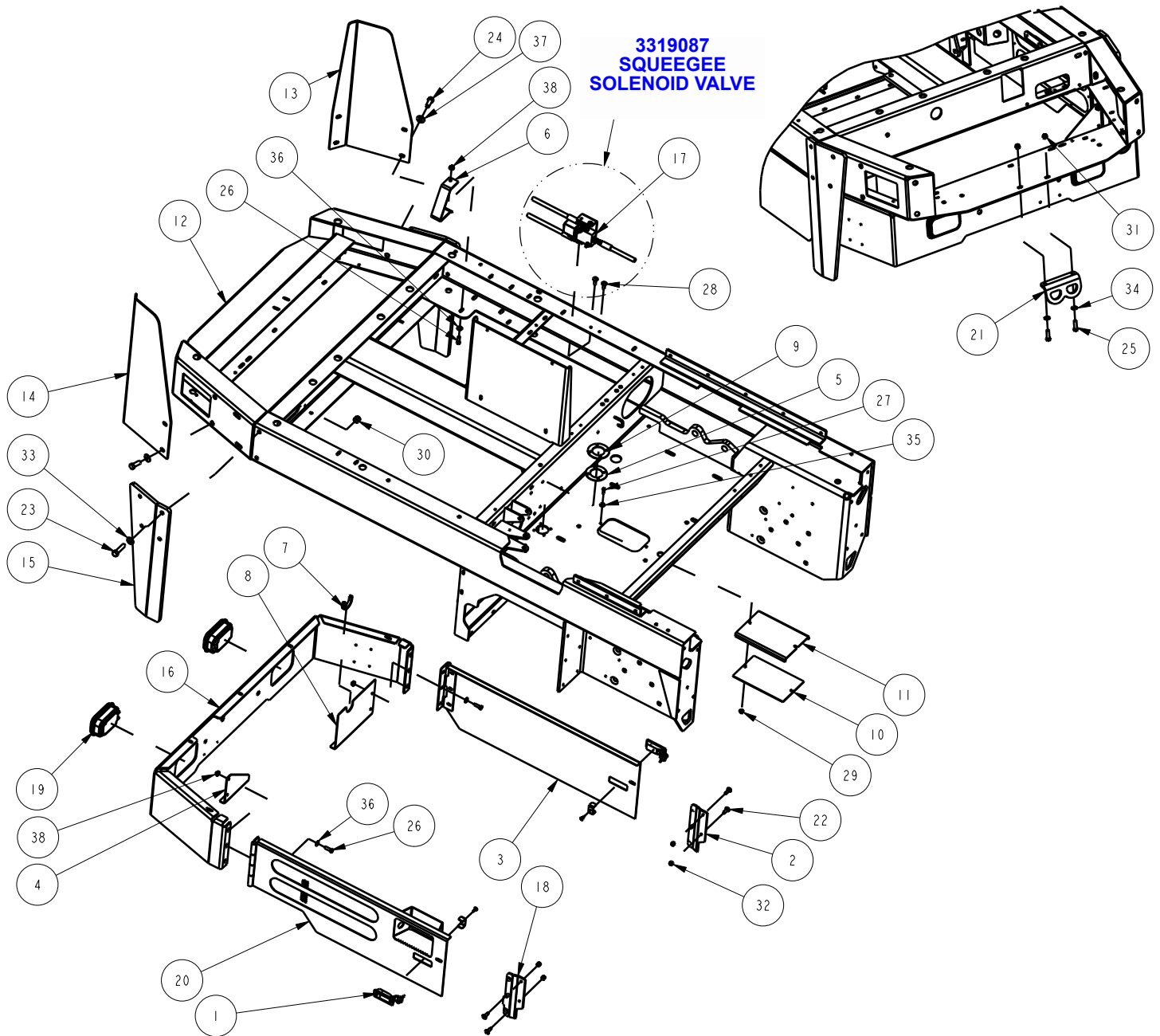


**PARTS BREAKDOWN**

FRAME ASSEMBLY PART 2				
ITEM	PART NO.		QTY	DESCRIPTION
	82 Series	90 Series		
1	3300380		2	LATCH ASSY-#C2-10-301-50
2	3300935		1	WELD-RET SC DOOR LH
3	3301225		1	WELD-SCRUB DOOR LH
4	3301290		1	SQUEEGEE STOP-RH
5	3301386		1	SEAL-MB LIFT ROD
6	3301413		1	SUPPORT-DRAIN HOSE
7	3301618		FT	EDGING-SQ STOP LH
8	3305876		1	SQUEEGEE STOP-LH PNTD WB
9	3306246		1	RETAINER-SEAL MAINBROOM LIFT ROD
10	3306247		1	GASKET-ENGINE PAN CLEAN-OUT
11	3306248		1	COVER-ENG PAN CLEAN-OUT
12	3309010	3315863	1	WELD-BUMPER EXTENSION
13	3309017		1	GUARD LH-SOL/REC TANK
14	3309018		1	GUARD RH-SOL/REC TANK
15	3309019		1	SAFETY LEG-PLASTIC TANK RH
15A	3309021		1	SAFETY LEG-PLASTIC TANK LH
16	3309037	3305825	1	WELD-SQUEEGEE GUARD
*	3310025	3316663	1	SUB ASSEMBLY INCLUDES ITEMS 1,3,4,7,8,16,19,20,26,36,38
17	3319087		1	ASSY-SQ SOLENOID SUB
18	3321406		1	WELD-RET SCRUB DOOR RH
19	3334625		2	LIGHT-COMBO INCANDESCENT 12 VOLT
20	3343729		1	WELD-SCRUB DOOR, RH,
21	3343740		1	TIE DOWN-UNIVERSAL, REAR
22	3400009		4	SCR-CAR,5/16-18X1.00 ZP
23	3400020		4	SCR-HEX,1/2-13X2.00 ZP
24	3400022		4	SCR-HEX,1/2-13X1.25 ZP
25	3400029		2	SCR-HEX, 3/8-16X1.25 ZP
26	3400035		1	SCR-HEX,5/16-18X1.00 ZP
27	3400042		2	SCR-HEX,1/4-20X0.75 ZP
28	3400056		2	SCR-TRS,5/16-18X1.00,SLT ZP
29	3400063		2	NUT-FLANGE LOCK 1/4-20 ZP
30	3400078		8	NUT-HEX 1/2-13 ES ZP

NOTE: Part numbers that span more than one column apply to the models listed in the headings of the columns.

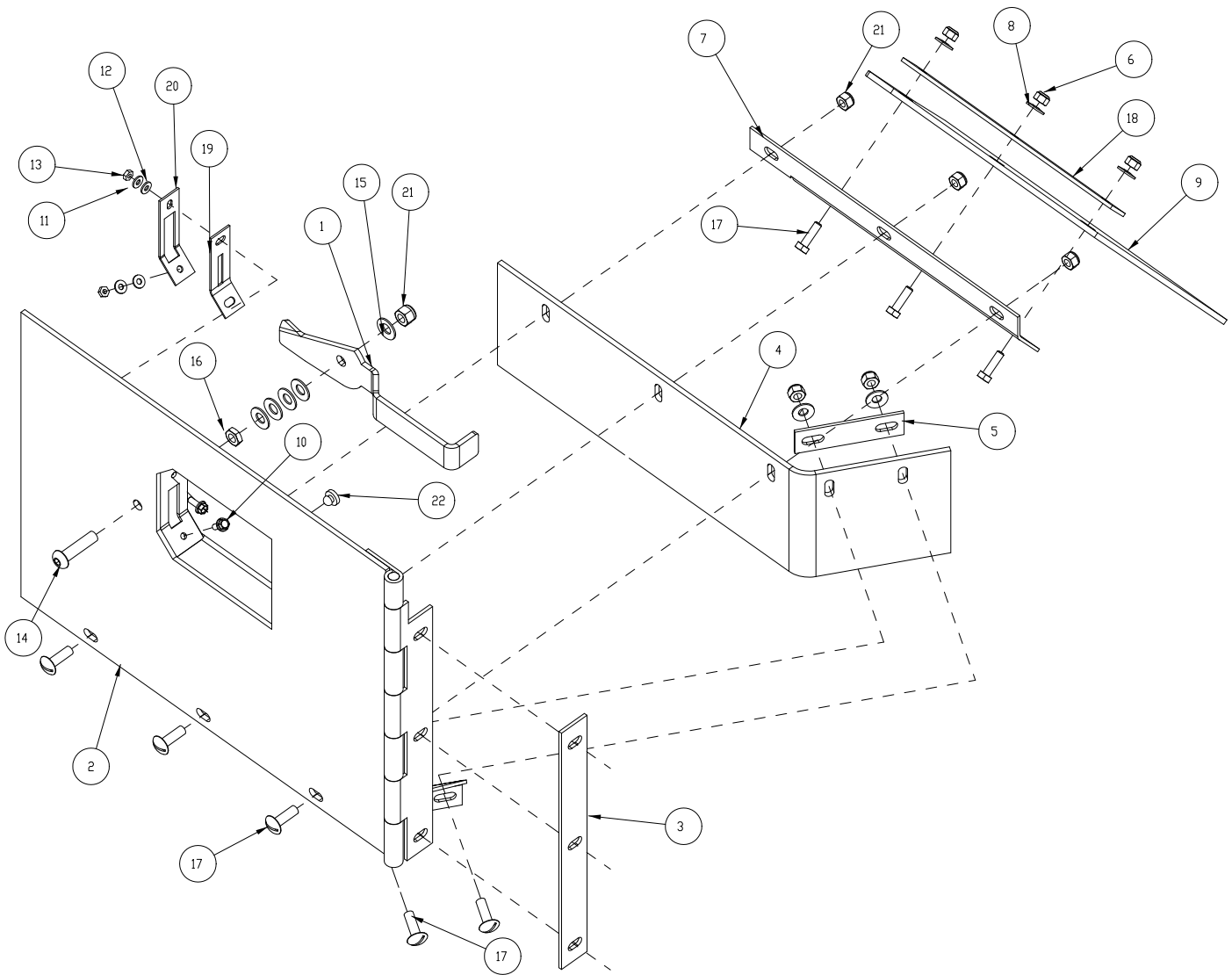
**FRAME ASSEMBLY PART 2 (CONTINUED)**



FRAME ASSEMBLY PART 2				
ITEM	PART NO.		QTY	DESCRIPTION
	82 Series	90 Series		
31	3400079		2	NUT-HEX 3/8-16 ES ZP
32	3400080		4	NUT-HEX 5/16-18 ES ZP
33	3400086		8	WASHER-FLAT 1/2 STANDARD ZP
34	3400087		2	WASHER-FLAT 3/8 STANDARD ZP
35	3400383		2	WASHER-CONICAL SPRING 1/4
36	3400384		1	WASHER-CONICAL SPRING 5/16
37	3400387		8	WASHER-CONICAL SPRING 1/2
38	3400390		1	NUT-FLANGE LOCK 5/16-18
*	3334901		1	POWERBOSS DECAL IN CENTER OF EXTENTION BUMPER
NOTE: Part numbers that span more than one column apply to the models listed in the headings of the columns.				

**OLD STYLE ASSEMBLY BROOM DOOR**

NOTE: For machine before SN 18321119



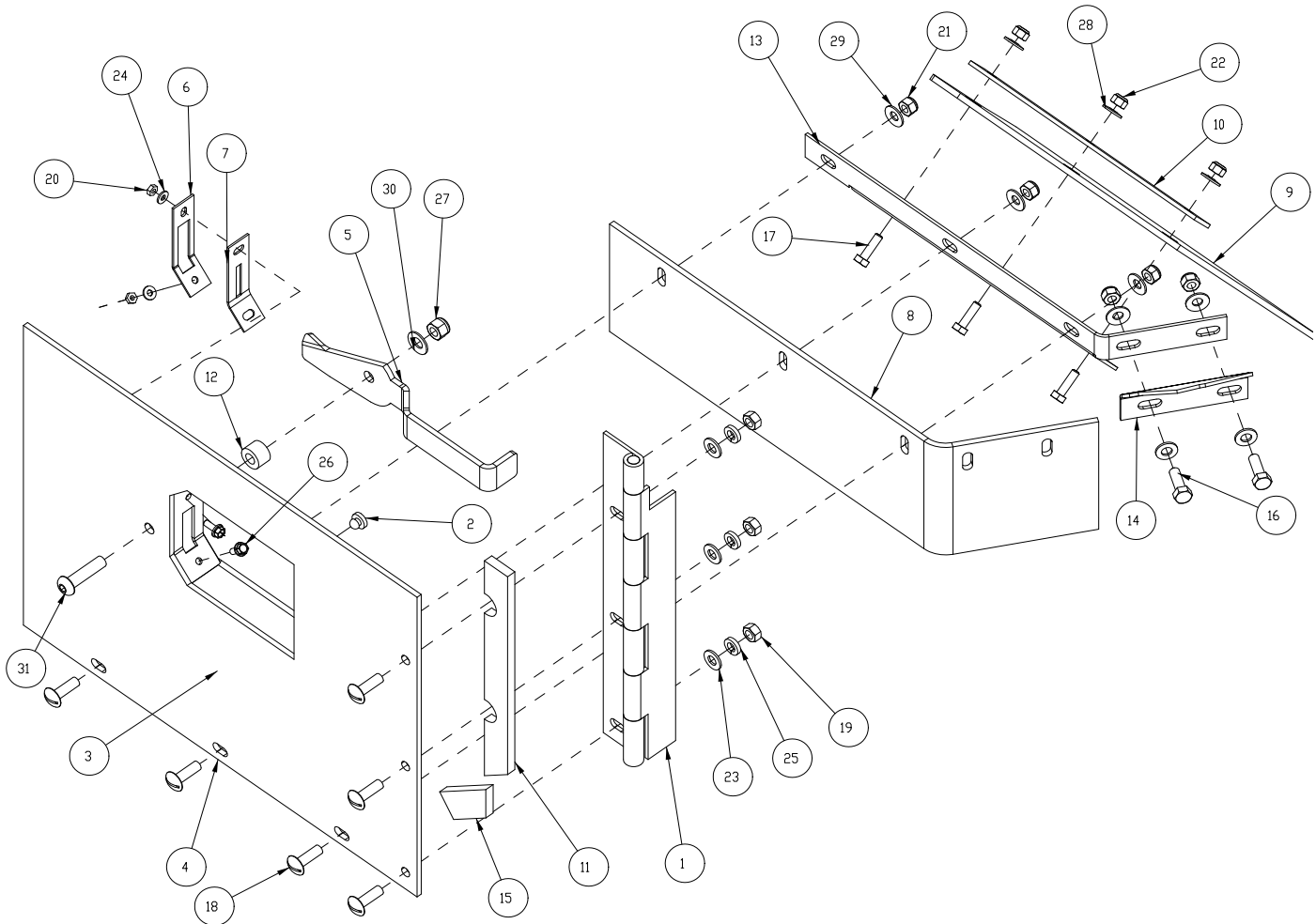
OLD STYLE ASSEMBLY BROOM DOOR			
ITEM	PART NO.	QTY	DESCRIPTION
1	3305864	1	HANDLE-BRM DOOR WB RIGHT PNTD
	3305865	1	HANDLE-BRM DOOR WB LEFT PNTD
2	3305854	1	WELD-DOOR MAIN BRM WB RT PNTD
	3305855	1	WELD-DOOR MAIN BRM WB LT PNTD
3	3300888	2	SPACER-BROOM DOOR PNTD
4	3305870	1	FLAP-BROOM DOOR WB
5	3305868	1	STRAP-BRM DOOR FLAP WB SHT PLT
6	3400063	5	NUT-FLANGE LOCK 1/4-20 ZP
7	3306378	1	MNT RH-FLAP INR BRM DOOR PNTD
	3306379	1	MNT LH-FLAP INR BRM DOOR PNTD
8	3400089	18	WASHER-FLAT 1/4 STANDARD ZP
9	3306377	2	FLAP-INNER BROOM DOOR WB
10	3400315	4	SCR-HEX,#10-32X0.50 ZP
11	3400104	4	WASHER-LOCK #10 SPLIT ZP
12	3400096	1	WASHER-FLAT #8 ZP
13	3400072	2	NUT-HEX #10-32 ZP
14	3400417	1	SCR-3/8-24X1-3/8UNF TRUSS PHIL
15	3400087	5	WASHER-FLAT 3/8 STANDARD ZP
16	3400075	1	NUT-HEX JAM 3/8-24 ZP
17	3400059	10	SCR-THM 1/4-20 X .75 SS
18	3306380	2	STRAP-FLAP INNER BRM DOOR PLTD
19	3305869	2	SEAL-BROOM DOOR LATCH WB
20	3305866	2	RET-BRM DOOR LATCH SEAL WB PLT
21	3400342	1	NUT-HEX 3/8-24 ES ZP
22	3300526	1	BUMPER - 1/4 ID X 1/8 THK

NOTE: For machine before SN 18321119



**3306209 ASSEMBLY BROOM DOOR RIGHT**

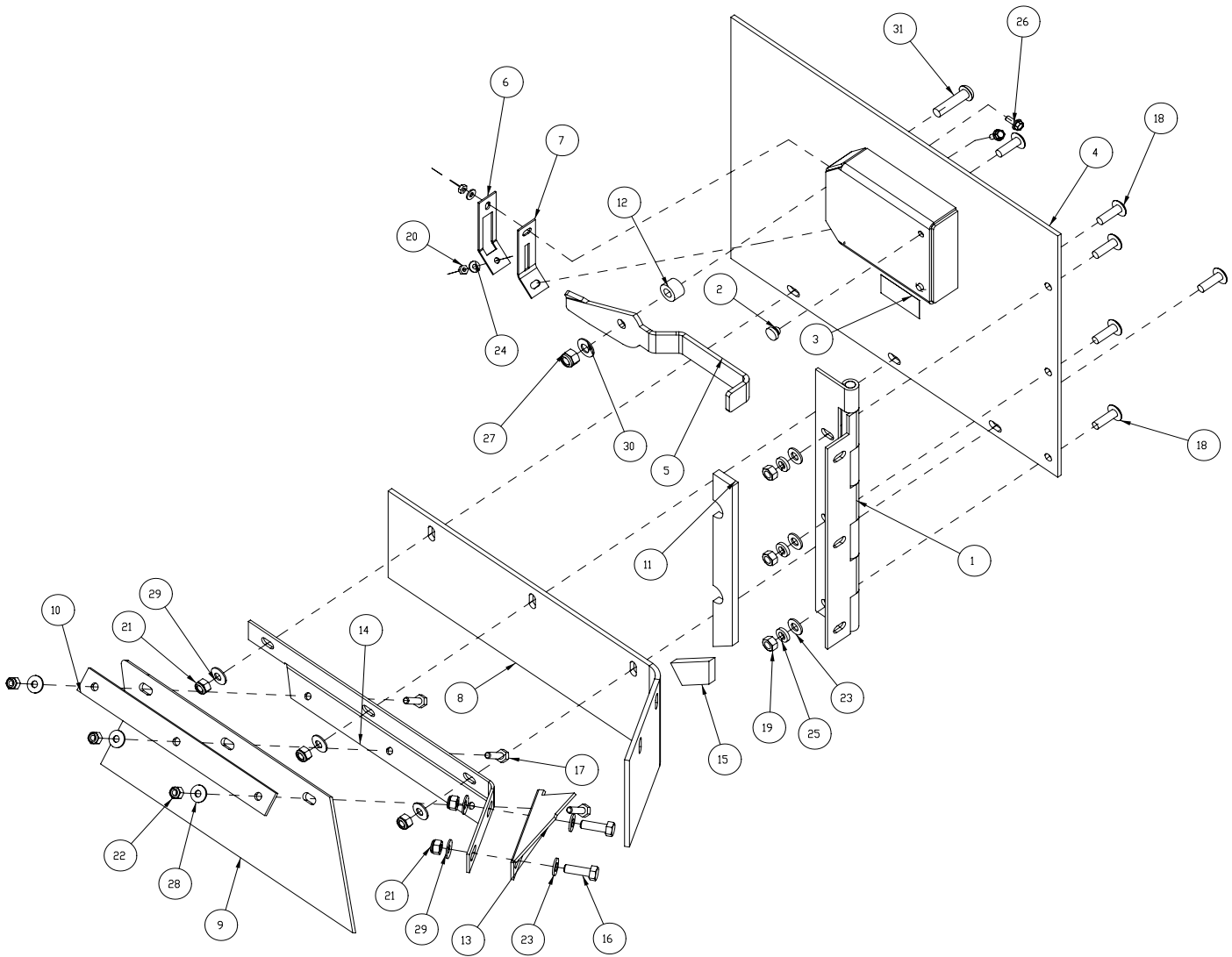
NOTE: For machine after SN 18321119



3306209 ASSEMBLY BROOM DOOR RIGHT			
ITEM	PART NO.	QTY	DESCRIPTION
1	3300244	1	HINGE- WD BRM DOOR RH
2	3300526	1	BUMPER - 1/4 ID X 1/8 THK
3	3303495	1	DECAL-QUALITY CHECK
4	3305854	1	O/S WELD-DOOR MAIN BRM WB RT PNTD
5	3305864	1	HANDLE-BRM DOOR WB RIGHT PNTD
6	3305866	1	RETAINER-BRM DR LATCH SEAL WD
7	3305869	1	SEAL-BROOM DOOR LATCH WB
8	3305870	1	FLAP-BROOM DOOR WB
9	3306377	1	FLAP-INNER BROOM DOOR WB
10	3306380	1	STRAP-FLAP INNER BRM DOOR
11	3309279	1	GASKET-BROOM DOOR FRONT WB
12	3337258	1	STANDOFF - .38 ID X .75 OD X .50 LG
13	3337265	1	MNT RH-FLAP INR BRM DOOR PNTD
14	3337266	1	PLT - BRM FLAP MNT FRONT
15	3337267	1	GASKET-BRM DOOR LOWER
16	3400035	2	SCR-HEX 5/16-18X1.00 ZP
17	3400041	3	SCREW-HHM 1/4-20 X .875 LG ZP
18	3400056	6	SCR-TRS, 5/16-18X1.00, SLT ZP
19	3400070	3	NUT-HEX 5/16-18 ZP
20	3400072	2	NUT-HEX # 10-32 ZP
21	3400080	5	NUT-HEX 5/16-18 ES ZP
22	3400081	3	NUT-HEX 1/4-20 ES ZP
23	3400088	5	WASHER 5/16 ID .688 OD X .065 THK
24	3400096	2	WASHER-FLAT #8 ZP
25	3400102	3	WSR-LOCK 5/16, ZP
26	3400315	2	SCR-HEX 10-32 X 1/2 ZP
27	3400342	1	NUT-HEX 3/8-24 ES ZP
28	3400383	3	WASHER CONICAL SPRING 1/4
29	3400384	5	WASHER CONICAL SPRING 5/16
30	3400385	1	WASHER CONICAL SPRING 3/8
31	3401080	1	SCR-ROUND SOCKET 3/8-24 X 1 1/2
NOTE: For machine after SN 18321119			

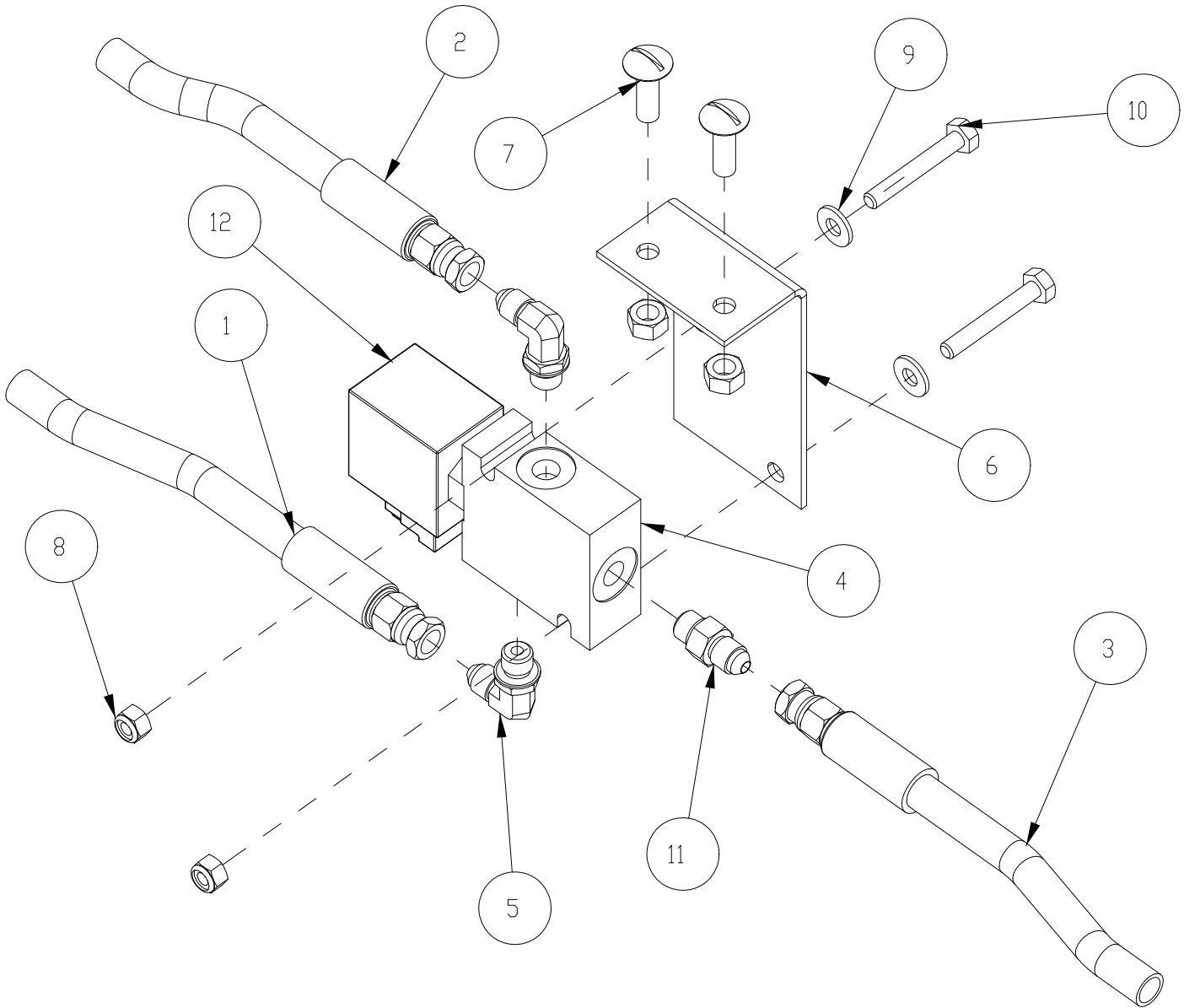
**3306208 ASSEMBLY BROOM DOOR LEFT**

NOTE: For machine after SN 18321119



3306208 ASSEMBLY BROOM DOOR LEFT			
ITEM	PART NO.	QTY	DESCRIPTION
1	3300026	1	HINGE- WD BRM DOOR LH
2	3300526	1	BUMPER - 1/4 ID X 1/8 THK
3	3303495	1	DECAL-QUALITY CHECK
4	3305855	1	O/S WELD-DOOR MAIN BRM WB LT PNTD
5	3305865	1	HANDLE-BRM DOOR WB RIGHT PNTD
6	3305866	1	RETAINER-BRM DR LATCH SEAL WD
7	3305869	1	SEAL-BROOM DOOR LATCH WB
8	3305870	1	FLAP-BROOM DOOR WB
9	3306377	1	FLAP-INNER BROOM DOOR WB
10	3306380	1	STRAP-FLAP INNER BRM DOOR
11	3309279	1	GASKET-BROOM DOOR FRONT WB
12	3337258	1	STANDOFF - .38 ID X .75 OD X .50 LG
13	3337261	1	PLT - BRM FLAP MNT FRONT LH
14	3337262	1	PLT - BRM FLAP INR LH MNT
15	3337267	1	GASKET-BRM DOOR LOWER
16	3400035	2	SCR-HEX 5/16-18X1.00 ZP
17	3400041	3	SCREW-HHM 1/4-20 X .875 LG ZP
18	3400056	6	SCR-TRS, 5/16-18X1.00, SLT ZP
19	3400070	3	NUT-HEX 5/16-18 ZP
20	3400072	2	NUT-HEX # 10-32 ZP
21	3400080	5	NUT-HEX 5/16-18 ES ZP
22	3400081	3	NUT-HEX 1/4-20 ES ZP
23	3400088	5	WASHER 5/16 ID .688 OD X .065 THK
24	3400096	2	WASHER-FLAT #8 ZP
25	3400102	3	WSR-LOCK 5/16, ZP
26	3400315	2	SCR-HEX 10-32 X 1/2 ZP
27	3400342	1	NUT-HEX 3/8-24 ES ZP
28	3400383	3	WASHER CONICAL SPRING 1/4
29	3400384	5	WASHER CONICAL SPRING 5/16
30	3400385	1	WASHER CONICAL SPRING 3/8
31	3401080	1	SCR-ROUND SOCKET 3/8-24 X 1 1/2
NOTE: For machine after SN 18321119			

**3319087 SQUEEGEE SOLENOID VALVE**

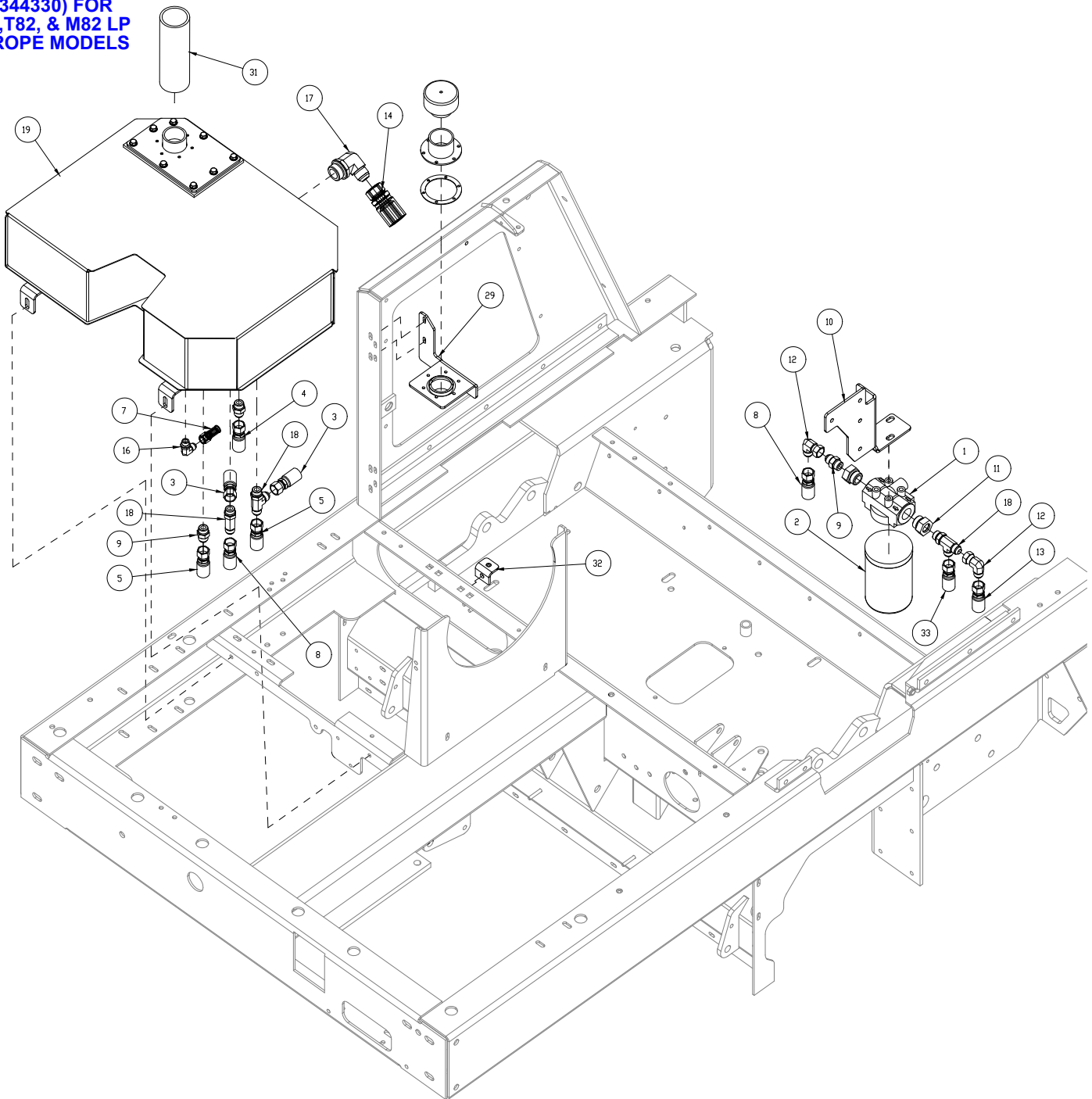


<b>3319087 SQUEEGEE SOLENOID VALVE</b>			
<b>ITEM</b>	<b>PART NO.</b>	<b>QTY</b>	<b>DESCRIPTION</b>
1	3300638	1	HOSE-1/4 AR 72.50 ST#5 ST#4
	3344375	1	HOSE-.25 AR 87" ST#5 ST#4 (FOR TSS82LPCE & CSS82LPCE MODELS ONLY)
2	3300639	1	HOSE-1/4 AR 76.50 ST#5 ST#4
3	3300640	1	HOSE-1/4 AR 25.50 ST#5 ST#4
	3344388	1	HOSE - HYDRAULIC 3000 PSI 1/4"ID X 95.25" LNG (FOR TSS82LPCE, TSS82DSLCE, CSS82DSLCE & CSS82LPCE MODELS ONLY)
4	3302091	1	VALVE-WATERMAN 3-WAY (SQUEEGEE)
5	3302407	2	FTG-90 EL 4MORB X 4MJIC
6	3303124	1	ASSY-BRKT. HYD. SQUEEGEE SOL
7	3400056	2	SCR-TRS, 5/16-18X1.00, SLT ZP
8	3400081	2	NUT-HEX 1/4-20 ES ZP
9	3400089	2	WASHER 1/4 ID .63 OD X .065 THK
10	3400173	2	SCREW-HHM 1/4-20 X 1.75 LG ZP
11	3400212	1	FTG-4MORB X 4JIC
12	3304501	1	COIL-WATERMAN VALVE (3302091)

**HYDRAULIC RESERVOIR MOUNTING AND FILTER FOR C82,T82,& M82 LP EUROPE MODELS**

NOTE: For CSS82LPCE, TSS82LPCE, & M82LPCE models only.

**HYDRAULIC  
RESERVOIR  
(3344330) FOR  
C82,T82, & M82 LP  
EUROPE MODELS**





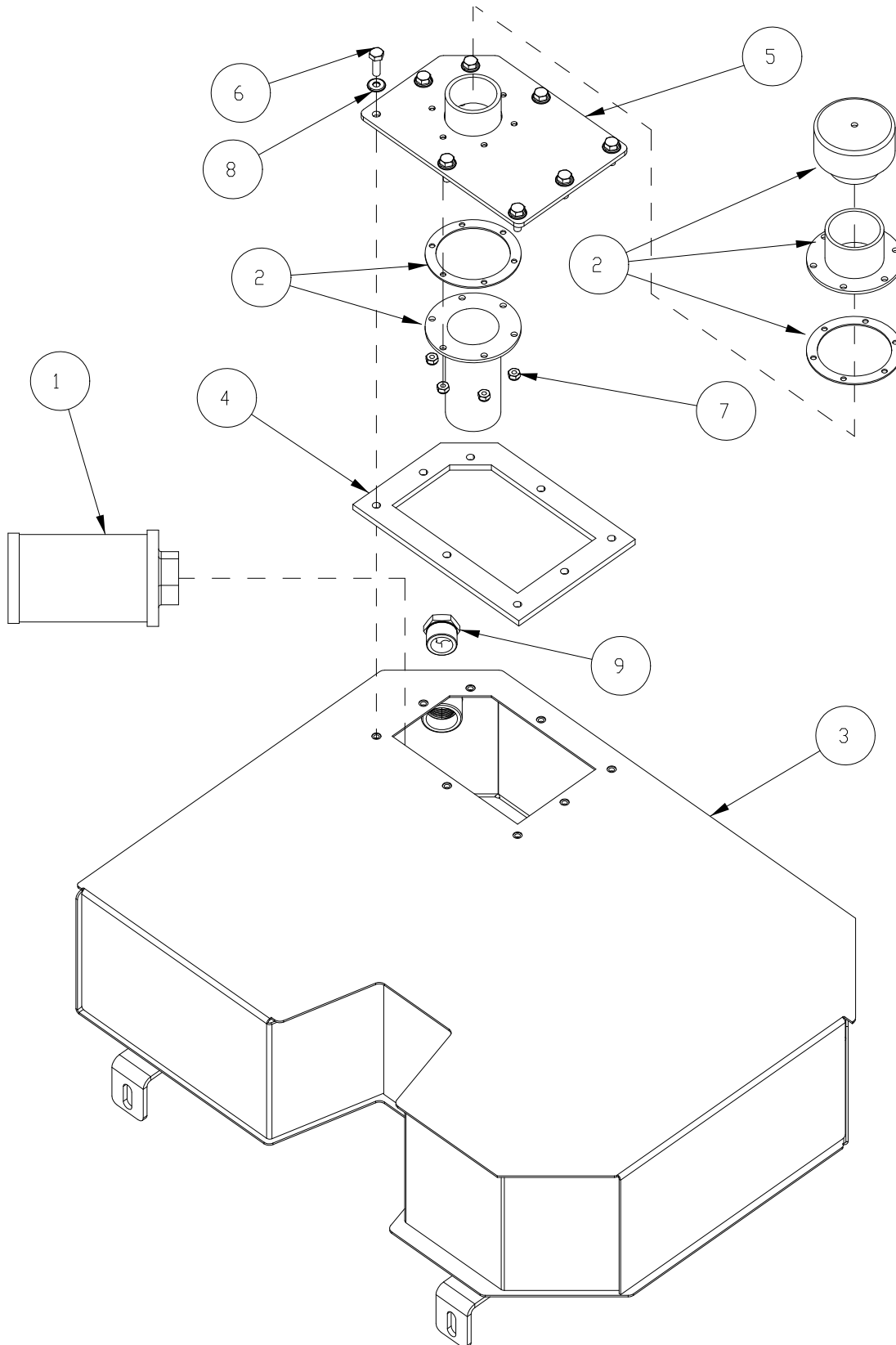
**HYDRAULIC RESERVOIR MOUNTING AND FILTER FOR C82,T82,& M82 LP EUROPE MODELS**

ITEM	PART NO.	QTY	DESCRIPTION
1	3300358	1	ASSY-HYDRAULIC FILTER
2	3300359	1	FILTER-HYD, SPIN ON, SP
3	3300604	3	HOSE-.50 AR 42" ST#8 ST#8
4	3300607	2	HOSE-.50 AR 27.00 ST#8 ST#8
5	3300608	2	HOSE-.50 AR 77" ST#8 ST#8
6	3300615	1	HOSE-.50 AR 86" ST#8 90 #8(S)
7	3300620	1	HOSE-.375 AR 94.5" ST#6 ST#6
8	3300646	2	HOSE-1/2 AR 49.50 ST#8 ST#8
9	3304899	3	FTG-STR CONN 3/4-16 TO #8
10	3343709	1	MNT-AIR CLNR, TSS82/90 LP
11	3400167	2	FTG-12MORB X 8FORB
12	3400244	2	FTG-90 SWIVEL 8JIC
13	3343676	1	HOSE-.50 AR 86.5" ST#8 90 #8(S)
14	3331426	1	SWIVEL-1"HX1"T,FEM,JIC,STL
15	3332745	1	HOSE1/2AR45.OST#8ST#8 D/SC
16	3400153	1	FTG-90 6MJIC X 6MORB
17	3400156	1	FTG-90 #16 O-RING TO #12 JIC
18	3400163	3	FTG-TEE OFFSET 3/4-16 TO #8
19	3344330	1	ASSY - HYDRAULIC RESERVOIR
20	3344378	1	HOSE - HYDRAULIC 3000 PSI 1/4"ID X 48.3
21	3344386	2	HOSE - HYD 3000 PSI 3/8"ID X 19" LNG
22	3344387	1	HOSE-HYD 3000 PSI 1/4"ID X 75.75" LNG
23	3344389	1	HOSE-HYD 3000 PSI 1/2"ID X 11.25" LNG
24	3344392	1	HOSE-HYD 3000 PSI 1/2"ID X 19.75" LNG
25	3344392	1	HOSE-HYD 3000 PSI 1/2"ID X 19.75" LNG
26	3344401	1	HOSE - HYDRAULIC 3000 PSI 1/4"ID X 56.69
27	3344404	1	HOSE - HYDRAULIC 3000 PSI 1/4"ID X 32.00
28	3344405	1	HOSE - HYDRAULIC 3000 PSI 1/4"ID X 66.69
29	3344415	1	WELDMENT - HYD CAP MNT
30	3344418	1	HOSE-HYD 3000 PSI 1/2"ID X 55.75" LNG
31	3344421	1	HOSE-FILL NECK HYDRAULIC
32	3344440	1	WELDMENT - MNT FRONT RESV
33	3300608	1	HOSE-.50 AR 77" ST#8 ST#8

NOTE: For CSS82LPCE, TSS82LPCE, & M82LPCE models only.

**HYDRAULIC RESERVOIR (3344330) FOR C82,T82, & M82 LP EUROPE MODELS**

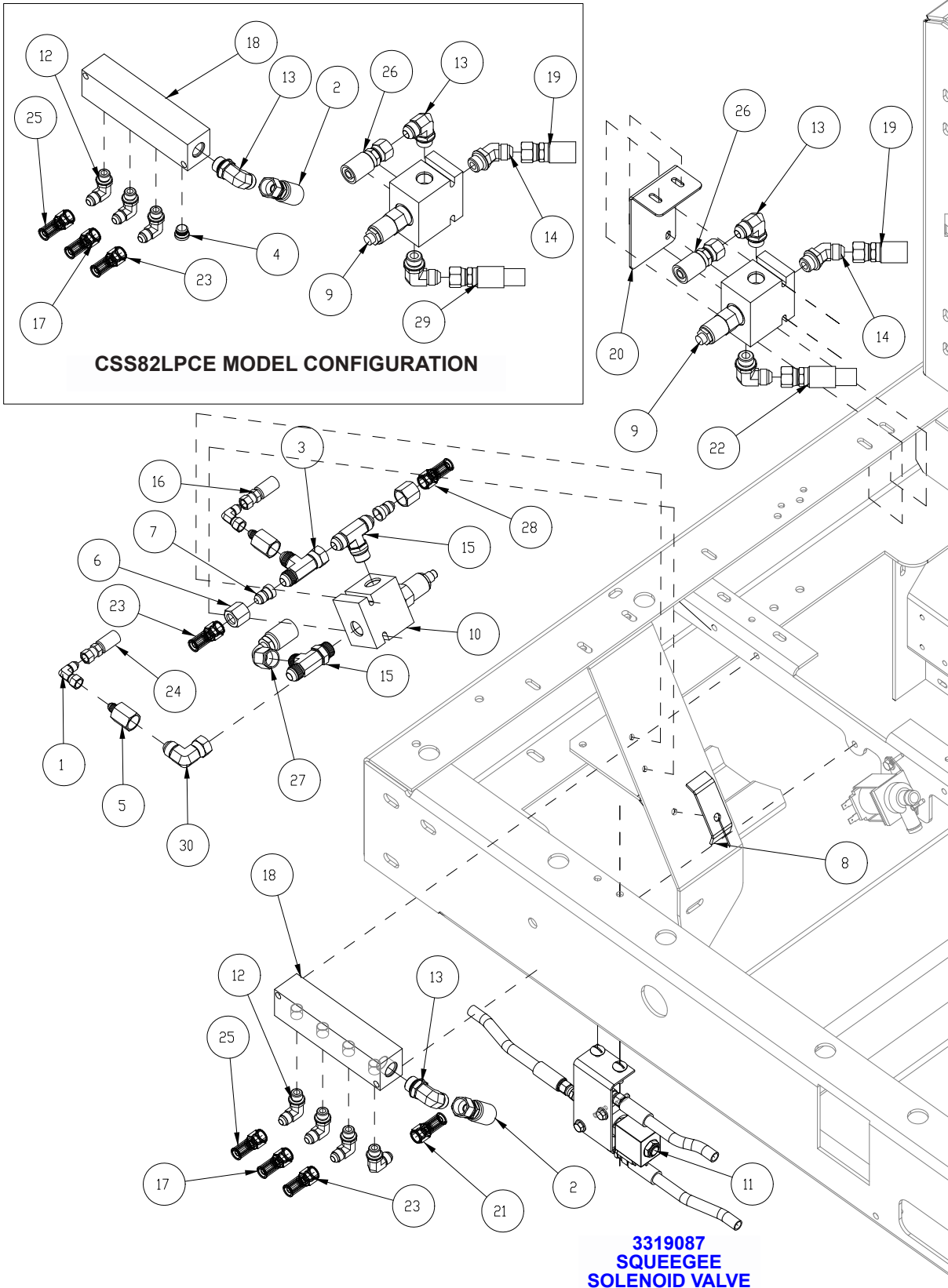
NOTE: For CSS82LPCE, TSS82LPCE, & M82LPCE models only.



HYDRAULIC RESERVOIR (3344330) FOR C82, T82, & M82 LP EUROPE MODELS			
ITEM	PART NO.	QTY	DESCRIPTION
1	3300360	1	STRAINER-HYD RESERVOIR
2	3305576	1	FILTER/BREATHER ASSY FLOW-EZY
3	3344320	1	WELDMENT - HYD. RESERVOIR
4	3344385	1	GASKET - HYD RESEVOIR
5	3344417	1	WELDMENT - HYD TANK COVER
6	3400041	8	SCREW-HHM 1/4-20 X .875 LG ZP
7	3400399	6	NUT-HEX NYLON LOCK #10-24 SS
8	3401616	8	WASHER- BONDED SEALING 1/4 SS
9	3401625	1	GAUGE - SIGHT HI-PRESSURE 3/4 NPT
NOTE: For CSS82LPCE, TSS82LPCE, & M82LPCE models only.			

**PRIORITY FLOW AND RELIEF VALVES FOR C82,T82, & M82 LP EUROPE MODELS**

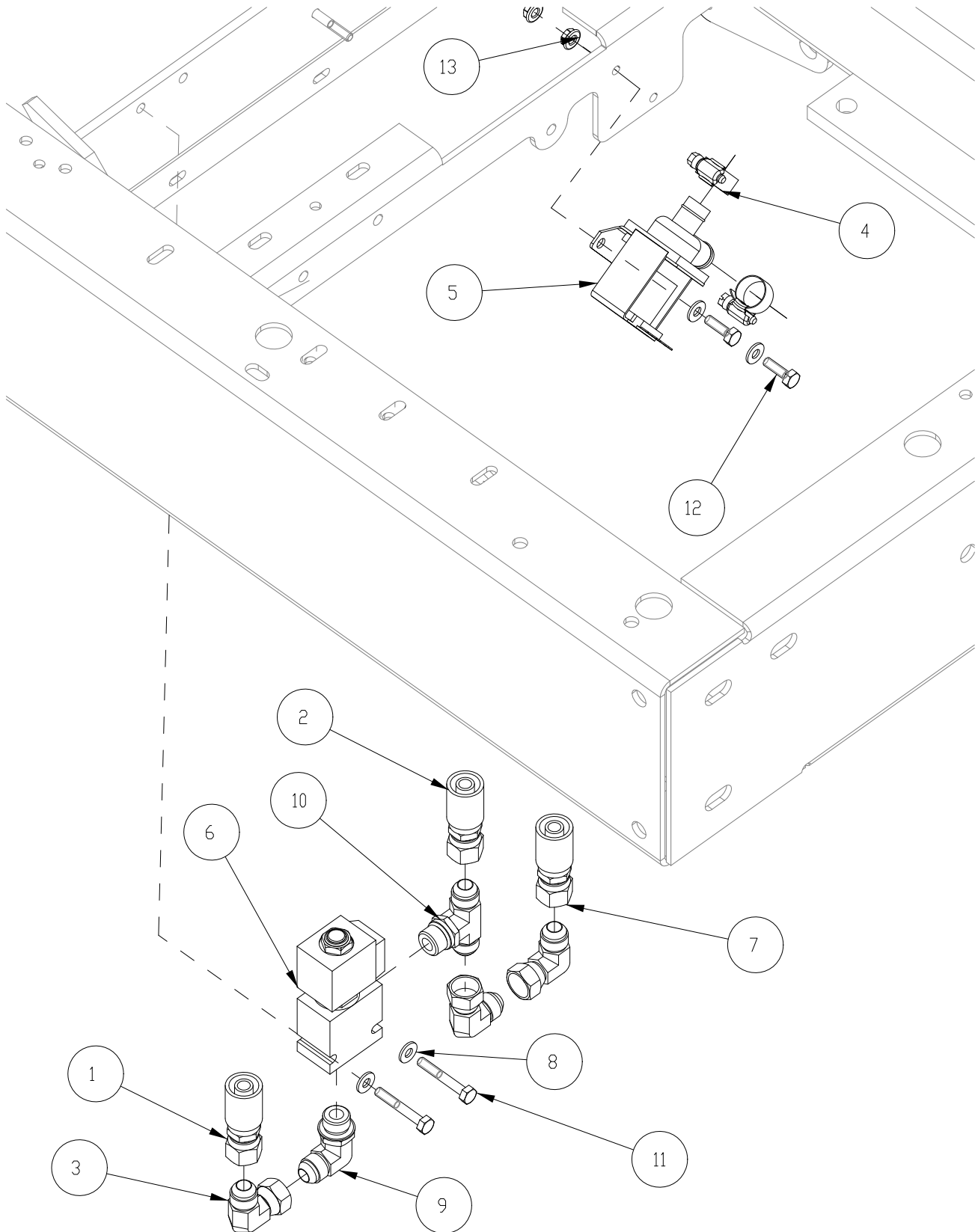
NOTE: For CSS82LPCE, TSS82LPCE, & M82LPCE models only.



PRIORITY FLOW AND RELIEF VALVES FOR C82,T82, & M82 LP EUROPE MODELS			
ITEM	PART NO.	QTY	DESCRIPTION
1	3400245	2	FTG-90 SWIVEL 4JIC
2	3300607	1	HOSE-.50 AR 27.00 ST#8 ST#8
3	3400250	1	SWIVEL NUT RUN TEE-#8, MJ-FJX-MJ
4	3400453	1	FTG - PLUG 9/16-18 O-RING STL
5	3302408	2	FTG-REDUCER TUBE END 8-4
6	3302409	2	TUBE NUT-JIC, #8 (3/4-16 THD)
7	3303157	2	FTG-REDUCER 1/2"TO 3/8 OD TUBE
8	3305398	1	CLIP - HYD HOSE, PLATED
9	3306869	1	VALVE-PRIORITY FLOW PWR STEER
10	3306870	1	VALVE-RELIEF POWER STEERING
11	3319087	1	ASSY-SQ SOLENOID SUB
12	3400153	4	FTG-90 6MJIC X 6MORB
13	3400154	4	FTG-90 EL 3/4-16 MORB X -8JIC
14	3400157	1	FTG-45 3/4-16 TO #8
15	3400161	2	FTG-TEE 3/4-16 MORB X -8JIC
16	3344404	1	HOSE - HYDRAULIC 3000 PSI 1/4"ID X 32.00
17	3344405	1	HOSE - HYDRAULIC 3000 PSI 1/4"ID X 66.69
18	3341314	1	MANIFOLD-HYD CASE DRAIN
19	3344418	1	HOSE-HYD 3000 PSI 1/2"ID X 55.75" LNG
20	3344370	1	PLT-VALVE MNT
21	3344378	1	HOSE - HYDRAULIC 3000 PSI 1/4"ID X 48.3
22	3344384	1	HOSE - HYDRAULIC 3000 PSI 1/2"
23	3344386	2	HOSE - HYD 3000 PSI 3/8"ID X 19" LNG
24	3344387	1	HOSE-HYD 3000 PSI 1/4"ID X 75.75" LNG
25	3344389	1	HOSE-HYD 3000 PSI 1/2"ID X 11.25" LNG
26	3344392	1	HOSE-HYD 3000 PSI 1/2"ID X 19.75" LNG
27	3344392	1	HOSE-HYD 3000 PSI 1/2"ID X 19.75" LNG
28	3344401	1	HOSE - HYDRAULIC 3000 PSI 1/4"ID X 56.69
29	3300604	1	HOSE-.50 AR 42" ST#8 ST#8
30	3400244	1	FTG-SWIVEL 90 ELL #8 JIC
NOTE: For CSS82LPCE, TSS82LPCE, & M82LPCE models only.			

**BRUSH WATER SHUT OFF FOR C82 LP & T82 LP EUROPE MODELS**

NOTE: For CSS82LPCE and TSS82LPCE models only.



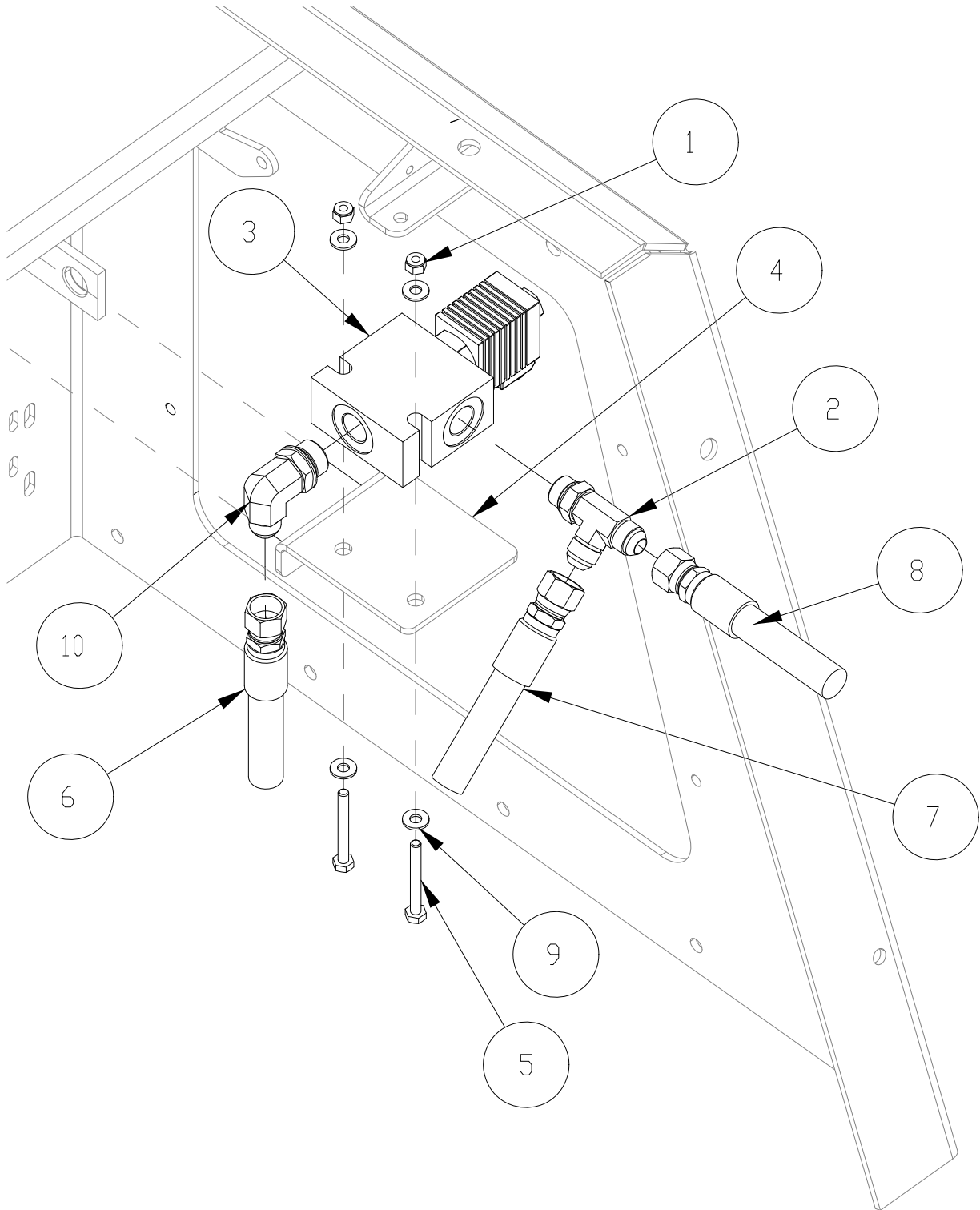
**PARTS BREAKDOWN**

<b>BRUSH WATER SHUT OFF FOR C82 LP &amp; T82 LP EUROPE MODELS</b>			
<b>ITEM</b>	<b>PART NO.</b>	<b>QTY</b>	<b>DESCRIPTION</b>
1	3300604	1	HOSE-.50 AR 42" ST#8 ST#8
2	3300615	1	HOSE-.50 AR 86" ST#8 90 #8(S)
3	3400244	3	FTG-90 SWIVEL 8JIC
4	3302144	2	CLAMP-HOSE 1/2
5	3322671	1	VALVE-SOL SHUTOFF SOLENOID 12V
6	3332714	1	VALVE-DOUBLE SCRUB
7	3332745	1	HOSE1/2AR45.OST#8ST#8 D/SC
8	3400089	4	WASHER 1/4 ID .63 OD X .065 THK
9	3400154	1	FTG-90 EL 3/4-16 MORB X -8JIC
10	3400161	1	FTG-TEE 3/4-16 MORB X -8JIC
11	3400173	2	SCREW-HHM 1/4-20 X 1.75 LG ZP
12	3400041	2	SCREW-HHM 1/4-20 X .875 LG ZP
13	3400063	2	NUT-FLANGE LOCK 1/4-20 ZP
NOTE: For CSS82LPCE and TSS82LPCE models only.			



**SOLENOID FUNCTION VALVE**

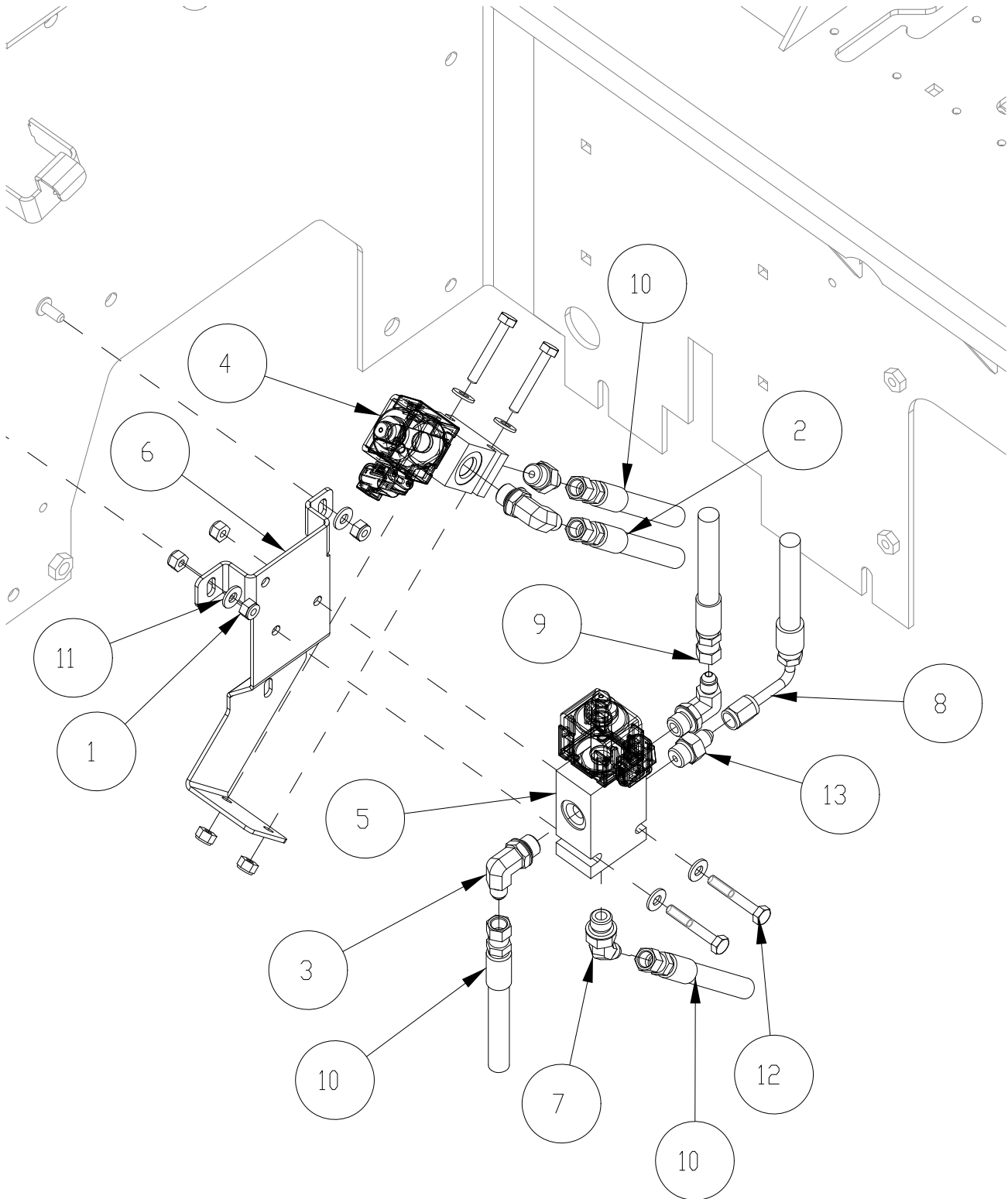
NOTE: For TSS82DSLCE and TSS82LPCE models only.



SOLENOID FUNCTION VALVE			
ITEM	PART NO.	QTY	DESCRIPTION
1	711373	2	NUT-NYLOC 1/4-20
2	3400163	1	FTG-TEE OFFSET 3/4-16 TO #8
3	3337364	1	SOLENOID VALVE - (NO), 2-WAY #12, 3300 PSI, 12VDC
4	3344289	1	PLT-BRKT 2-WAY VALVE MNT
5	3400351	2	SCR-HEX, 1/4-20X2.25 ZP
6	3344377	1	HOSE - HYDRAULIC 3000 PSI 1/2"ID X 13.75" LNG
7	3344384	1	HOSE - HYDRAULIC 3000 PSI 1/2"
8	3344403	1	HOSE - HYDRAULIC 3000 PSI 1/2"
9	3400089	4	WASHER 1/4 ID .63 OD X .065 THK
10	3400155	1	FTG-90 EL 8JIC X 10MORB
NOTE: For TSS82DSLCE and TSS82LPCE models only.			

**ROTATION AND LIFT SOLENOID VALVES**

NOTE: For TSS82DSLCE and TSS82LPCE models only.

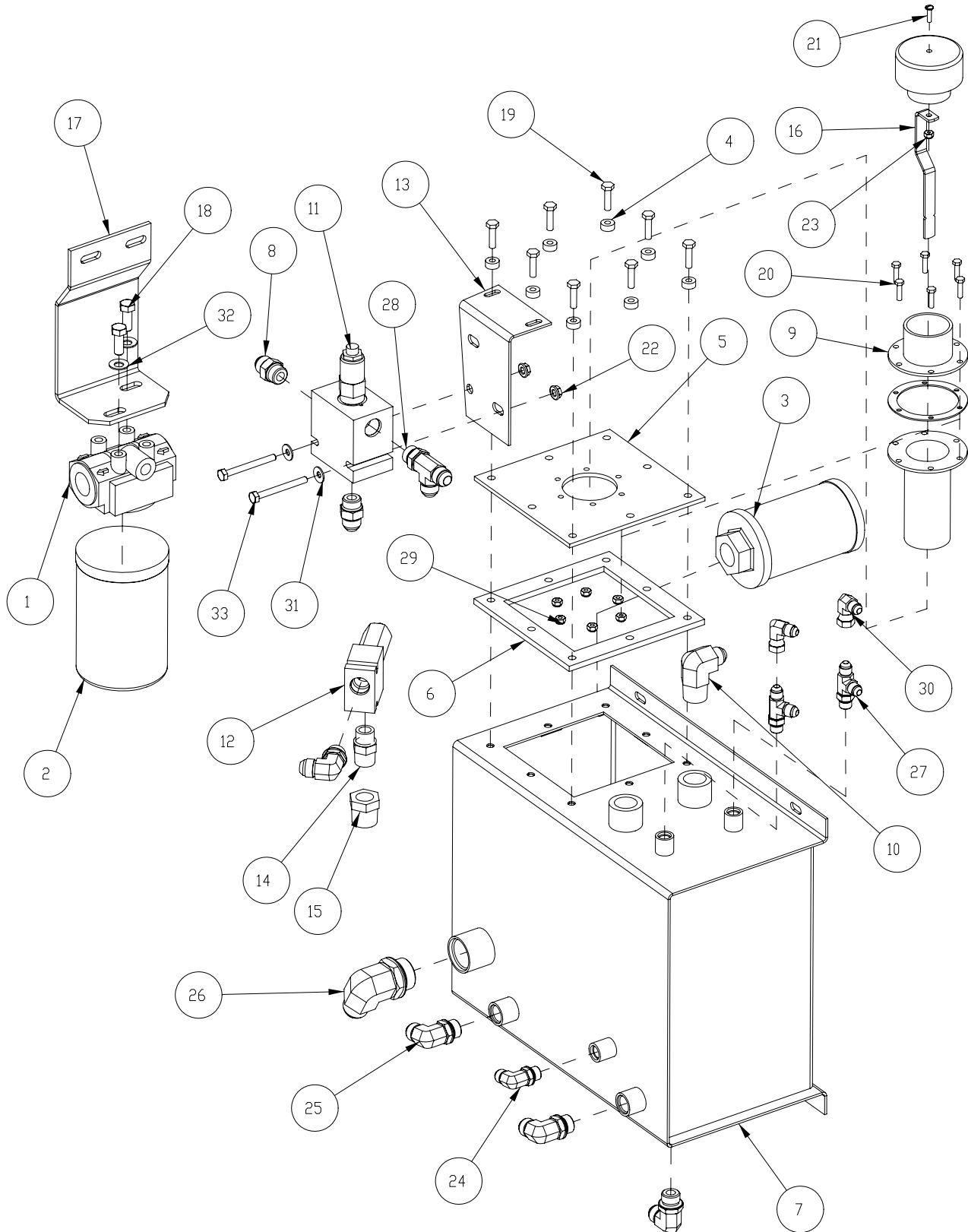


ROTATION AND LIFT SOLENOID VALVES			
ITEM	PART NO.	QTY	DESCRIPTION
1	711373	8	NUT-NYLOC 1/4-20
2	3300652	1	HOSE-.25 AR 62" ST#5 90 #4(S)
3	3400470	3	FTG-90 EL 6MORB TO 4MJIC
4	3337368	1	SOLENOID VALVE - (NC), 2-WAY #6, 3300 PSI, 12VDC
5	3337372	1	SOLENOID VALVE - (NC), 4-WAY #6, 3300 PSI, 12VDC
6	3344288	1	PLT-BRKT VALVE MNTS
7	3401050	1	FTG - 45° #6 SAE ORB X #4 JIC37°
8	3344374	1	HOSE - HYDRAULIC 3000 PSI 1/4"
9	3344375	1	HOSE-.25 AR 87" ST#5 ST#4
10	3344376	3	HOSE - HYDRAULIC 3000 PSI 1/4"
11	3400089	10	WASHER 1/4 ID .63 OD X .065 THK
12	3400173	4	SCREW-HHM 1/4-20 X 1.75 LG ZP
13	3400264	2	FTG-STR 4MJIC X 6MORB
14	3400351	2	SCR-HEX,1/4-20X2.25 ZP

NOTE: For TSS82DSLCE and TSS82LPCE models only.

**HYDRAULIC FLUID RESERVOIR FOR 82 SERIES (3305847)**

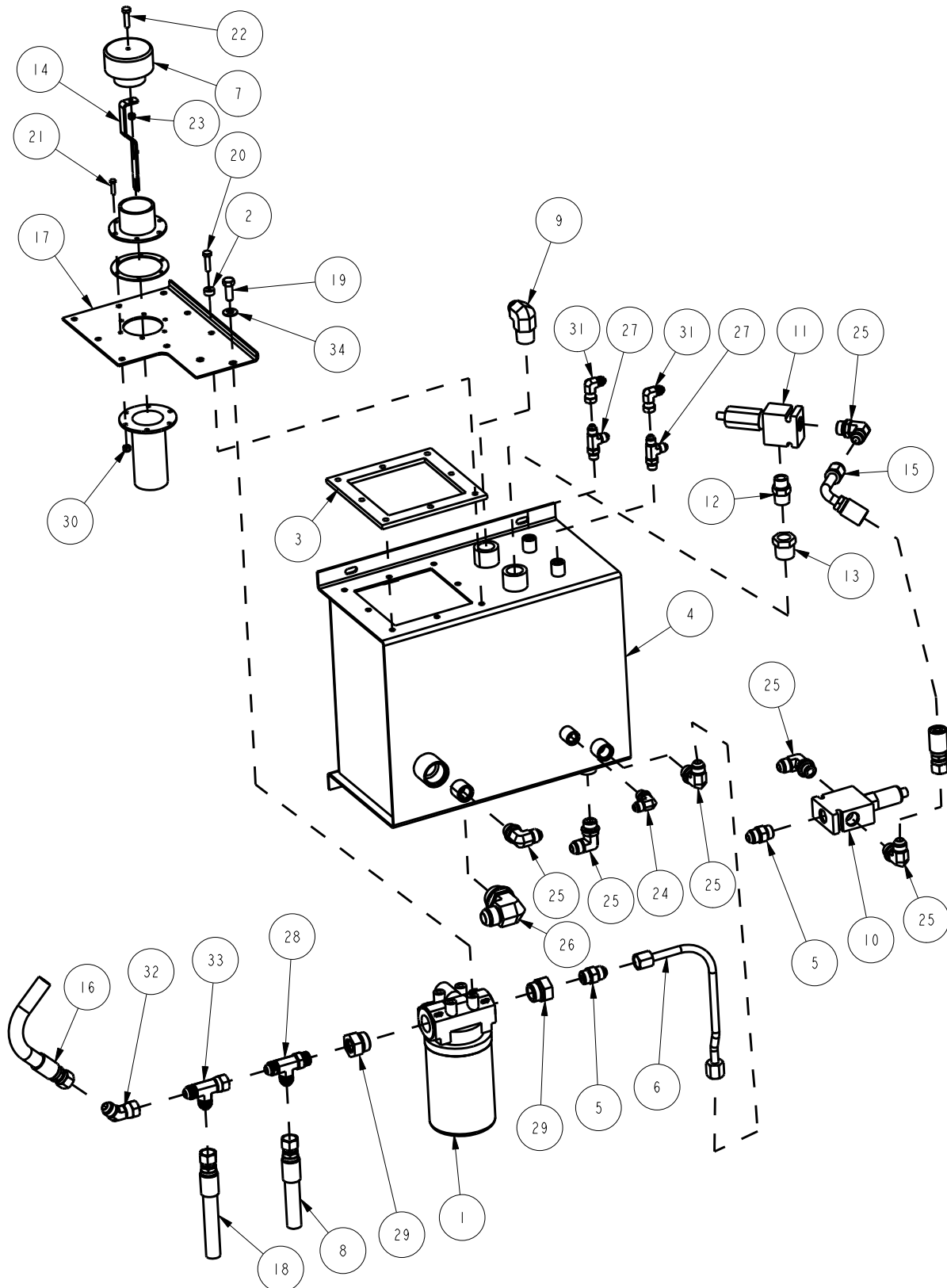
NOTE: For all 82 models except CSS82LPCE, TSS82LPCE & M82LPCE



HYDRAULIC FLUID RESERVOIR FOR 82 SERIES (3305847)			
ITEM	PART NO.	QTY	DESCRIPTION
1	3300358	1	ASSY-HYDRAULIC FILTER
2	3300359	1	FILTER-HYD, SPIN ON, SP
3	3300360	1	STRAINER, HYDRAULIC RESERVOIR
4	3302249	8	SPACER-NYLON .56 ODXX 0.25ID
5	3302372	1	COVER-HYD RES
6	3302995	1	GASKET-HYD RES
7	3304831	1	ASSY-HYD RESERVOIR PNTD
8	3304899	2	FTG-STR CONN 3/4-16 TO #8
9	3305576	1	FILTER/BREATHER ASSY FLOW-EZY
10	3306868	1	FTG-RED 90° 3/4 MPT TO #8
11	3306869	1	VALVE-PRIORITY FLOW PWR STEER
12	3306870	1	VALVE-RELIEF POWER STEERING
13	3306930	1	MNT-FLOW DIVIDER VLV PWR STG
14	3309271	1	FTG-ADAP 1/2MPT X3/4-16 O-RING
15	3309272	1	FTG-ADAPTOR 3/4 MPT X 1/2 FPT
16	3312273	1	DIPSTICK-HYD RES
17	3317616	1	MOUNT-OIL FILTER FORD 1.3L MS
18	3400030	2	SCREW-HHM 3/8-16 X 1.0 LG ZP
19	3400040	8	SCR-HEX 1/4-20X1.00Z P
20	3400044	6	SCR-HEX 10-32 X 3/4 ZP
21	3400045	1	SCR-8-32 X 5/8 PAN HD SLT ZP
22	3400063	2	NUT-FLANGE LOCK 1/4-20 ZP
23	3400082	1	NUT-HEX #8-32 ES ZP
24	3400153	1	FTG-90 6MJIC X 6MORB
25	3400154	4	FTG-90 EL 3/4-16 MORB X -8JIC
26	3400156	1	FTG-90 #16 O-RING TO #12 JIC
27	3400162	2	FTG-TEE OFFSET 1/2-20 TO #5
28	3400163	1	FTG-TEE OFFSET 3/4-16 TO #8
29	3400172	6	NUT-HEX JAM #10-32 ES ZP
30	3400246	2	FTG-SWIVEL 90 ELL #5 JIC 5/16
31	3400383	2	WASHER CONICAL SPRING 1/4
32	3400385	2	WASHER CONICAL SPRING 3/8
33	3400433	2	SCR-HEX,1/4-20X2.50 ZP

NOTE: For all models except CSS82LPCE and TSS82LPCE

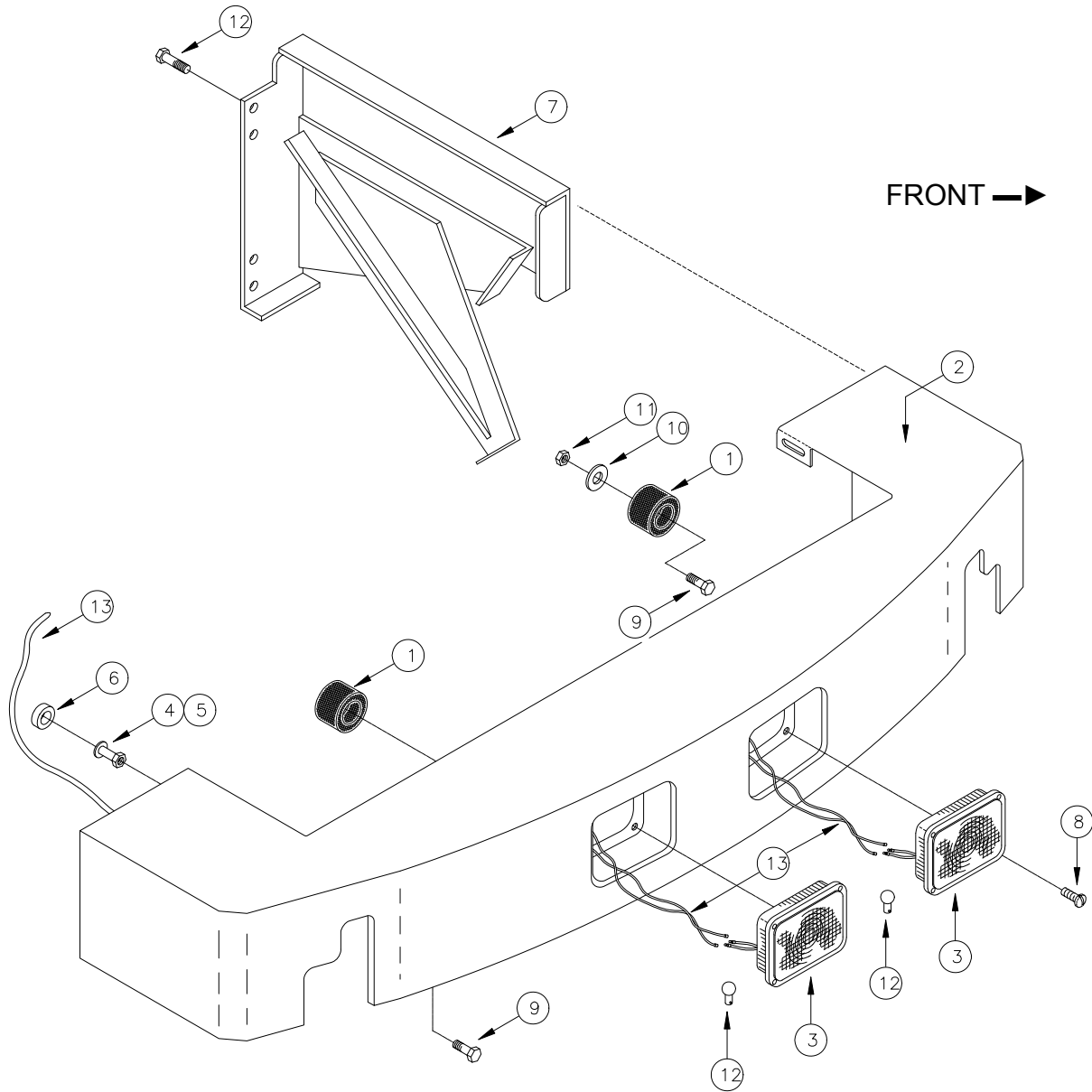
**HYDRAULIC FLUID RESERVOIR FOR 90 SERIES (3317669)**





HYDRAULIC FLUID RESERVOIR FOR 90 SERIES (3317669)			
ITEM	PART NO.	QTY	DESCRIPTION
1	3300358	1	ASSY-HYDRAULIC FILTER
2	3302249	8	SPACER-NYLON .56 OD .25 ID .18
3	3302995	1	GASKET-HYD RESEVOIR
4	3304831	1	WELD-RESERVOIR HYD
5	3304899	2	FTG-ADAP 3/4-16 TO 1/2 OD TUBE
6	3304993	1	TUBE-HYD RETURN LINE
7	3305576	1	ASSY-FILTER/BREATHER FLOW EZY
8	3305873	1	HOSE-1/2 AR 71.50 ST#8 90°#8(S
9	3306868	1	FTG-RED 90' 3/4 MPT TO #8
10	3306869	1	VALVE-PRIORITY FLOW PWR STEER
11	3306870	1	VALVE-RELIEF POWER STEERING
12	3309271	1	FTG-ADAP 1/2MPT X3/4-16 O-RING
13	3309272	1	FTG-ADAPTOR 3/4 MPT X 1/2 FPT
14	3312273	1	DIPSTICK-HYD
15	3316588	1	HOSE-1/2 AR 13.00 ST#8 90°#8(L
16	3317619	1	HOSE-1/2 AR 14.50 ST#8 ST#8
17	3317651	1	COVER-RESERVOIR
18	3332744	1	HOSE 1/2AR-35.OST#8ST#8 D/SC
19	3400030	2	SCR-HEX,3/8-16X1.00 ZP
20	3400040	8	SCR-HEX,1/4-20X1.00 ZP
21	3400044	3	SCR-HEX,#10-32X0.75 ZP
22	3400045	1	SCR-PAN,#8-32X0.62,SLT ZP
23	3400082	1	NUT-HEX #8-32 ES ZP
24	3400153	1	FTG-90 9/16-18 TO #6
25	3400154	6	FTG-90 3/4-16 TO #8
26	3400156	1	FTG-90 1 5/16-12 TO #16
27	3400162	2	FTG-TEE OFFSET 1/2-20 TO #5
28	3400163	1	FTG-TEE OFFSET 3/4-16 TO #8
29	3400167	2	FTG-ADAPTER 1 1/6-12 EXT
30	3400172	6	NUT-HEX JAM #10-32 ES ZP
31	3400246	2	FTG-SWIVEL 90 ELL #5JIC 5/16
32	3400249	1	FTG-SWIVEL 45 ELL #8JIC 1/2
33	3400250	1	FTG-TEE SWIVEL 1/2 TUBE
34	3400385	2	WASHER-CONICAL SPRING 3/8

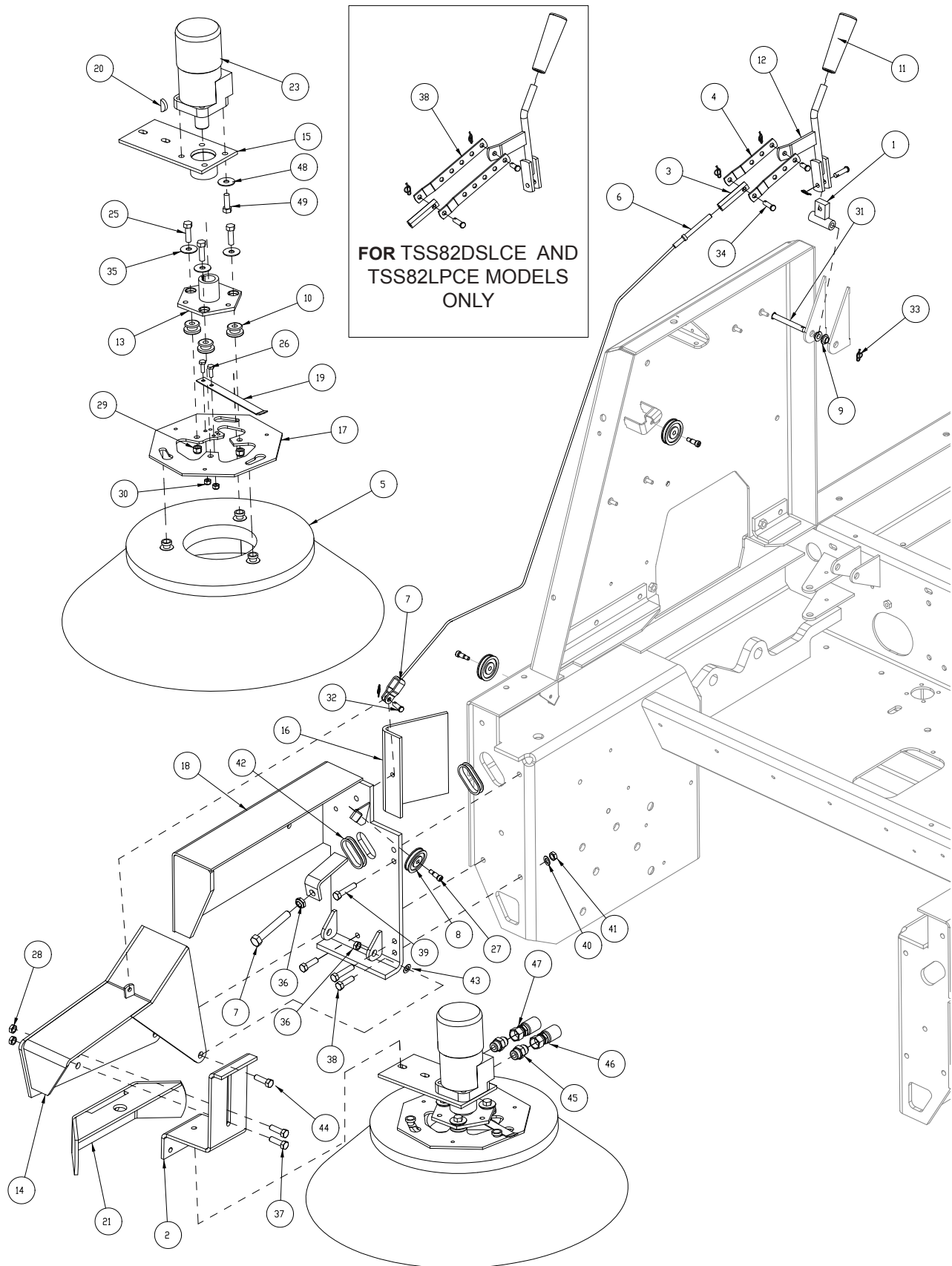
**BUMPER & SAFETY LEG**



BUMPER & SAFETY LEG				
ITEM	PART NO.		QTY	DESCRIPTION
	82 Series	90 Series		
1	3300338		2	BUMPER, RUBBER
2	3301038	3301042	1	WELD-BUMPER FRONT HD PNTD
3	3315839		2	HEADLIGHT-FLUSH MOUNT HALOGEN
4	3400355		4	SCR-LEVEL BOLT 3/8-16 X 2.50ZP
5	3400390		4	NUT-FLANGE LOCK 5/16-18
6	3304624		4	BUMPER-RUBBER CAP
7	3301687		1	WELD-SAFETY LEG HD PNTD
8	3400044		8	SCR-HEX,#10-32X0.75 ZP
9	3400030		1	SCR-HEX,3/8-16X1.00 ZP
10	3400278		2	WASHER-FENDER 3/8
11	3400392		1	NUT-FLANGE LOCK 3/8-16
12	3315869		2	BULB-HALOGEN REPLACEMENT
13	3315331		1	HARNESS-HEADLIGHTS HI-DUMP

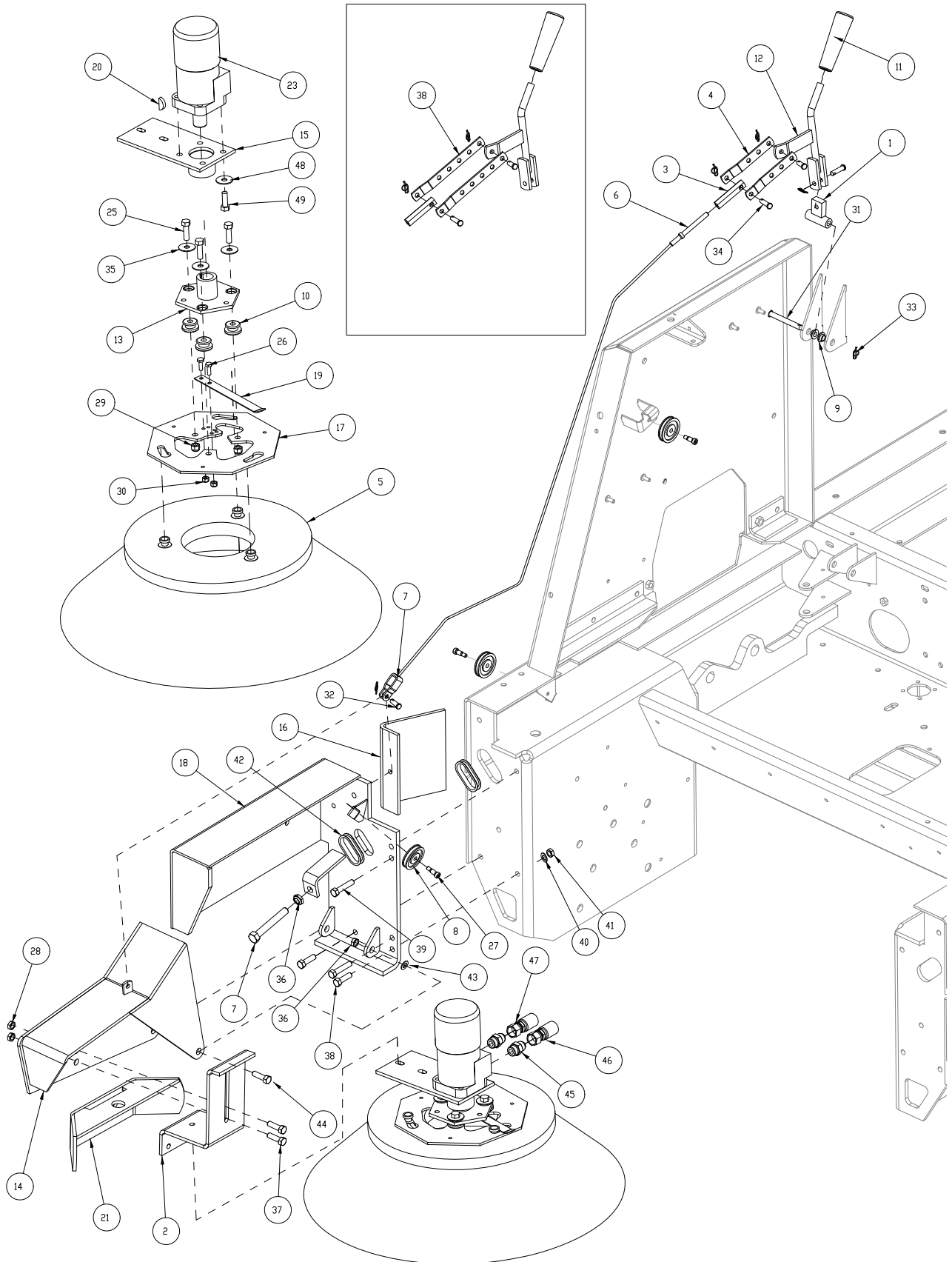
NOTE: Part numbers that span more than one column apply to the models listed in the headings of the columns.

**SIDE BROOM ASSEMBLY - OPTIONAL FOR C82 AND C90**



SIDE BROOM ASSEMBLY - OPTIONAL FOR C82 AND C90			
ITEM	PART NO.	QTY	DESCRIPTION
1	3300036	1	PIVOT CURB BROOM PLTD
2	3300054	1	BRACKET-CURB BROOM PNTD
3	3300202	1	BAR-CABLE ADJ MACH & PLTD
4	3300203	2	BAR-CABLE PLTD
5	3300306	1	SIDE BROOM-24" POLY (STANDARD)
6	3300342	1	CABLE-CURB BROOM
7	3402047	1	SCREW-HHM 1/2-13 X 3.50 LG ZP
8	3300368	3	PULLEY-PLASTIC
9	3300414	2	BUSHING-FLNG 3/8 NYLON
10	3300465	3	MOUNT-ISO IMP MNT
11	3300558	1	KNOB-TAPERED #145 BLACK
12	3300682	1	LEVER CURB BROOM PLTD
13	3300875	1	WELD-DR HUB SC BR PNTD
14	3300929	1	ARM CURB BROOM PNTD
15	3300956	1	C.B. MOUNT PLATE ASSY
16	3300959	1	GUARD-FRAME PNTD
17	3301262	1	PLT-GIMBLE SCRUB BRUSH PNTD
18	3301676	1	BRKT CB MTG HD
19	3302058	1	BAR-BRUSH RETAINER
20	3302082	1	KEY-HYD MOTOR CURB BRM
21	3304953	1	GUARD CURB BROOM PNTD
22	3305799	1	ASSY-FRAME MS WB TYA PNT
23	3316897	1	MOTOR-HYD CURB BROOM
24	3344300	1	WELD-LINTEL MS LD PNTD
25	3400029	3	SCR-HEX 3/8 -16X1.25 ZP
26	3400042	2	SCR-HEX 1/4-20X.75 ZP
27	3400051	3	SCR-HSS 5/16 DIA X 0.50 BLK OX
28	3400075	2	NUT-HEX JAM 3/8-24 ZP
29	3400079	3	NUT-HEX 3/8-16 ES ZP
30	3400081	2	NUT-HEX 1/4-20 ES ZP

**SIDE BROOM ASSEMBLY - OPTIONAL FOR C82 AND C90 (CONTINUED)**

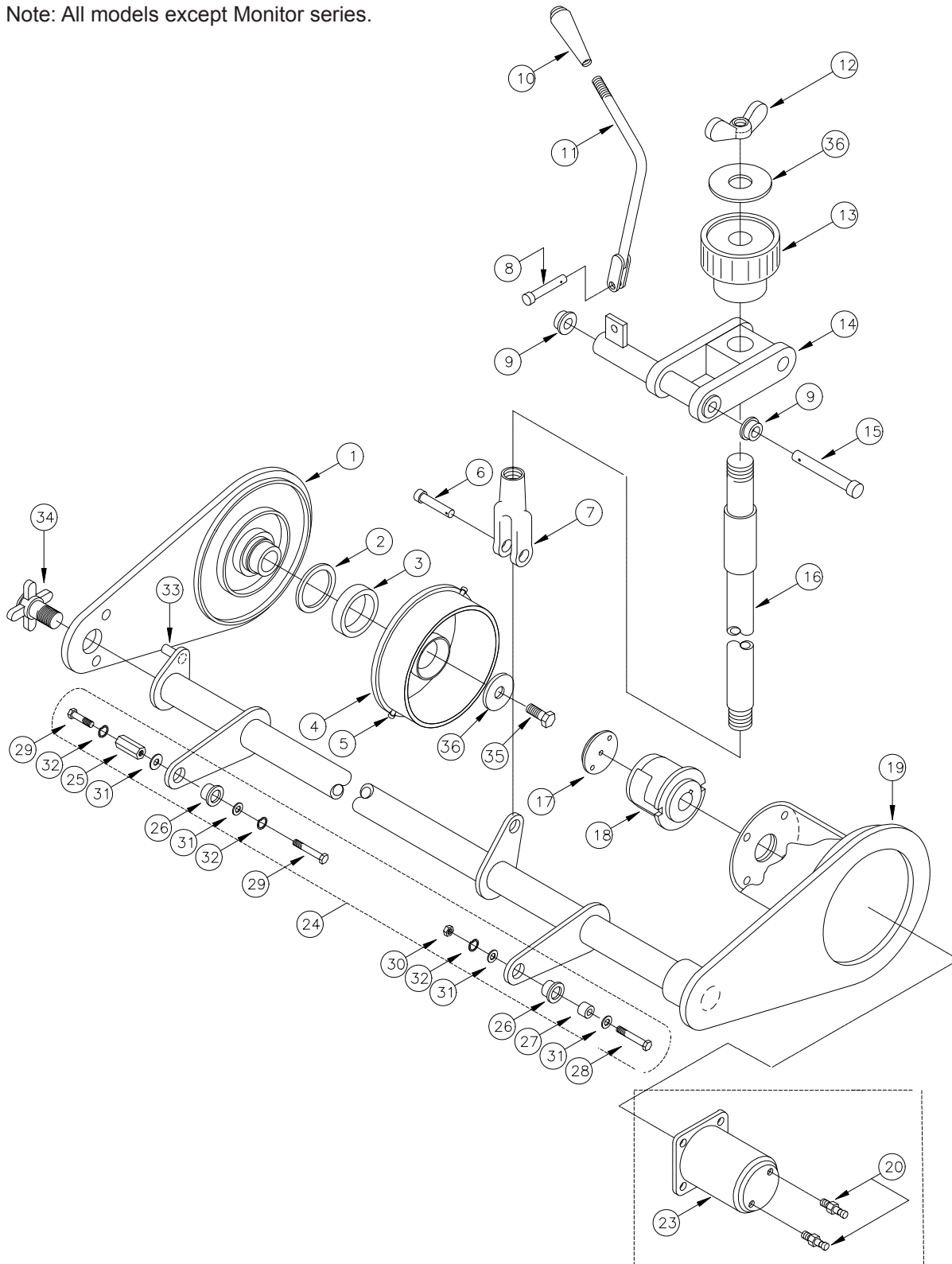


SIDE BROOM ASSEMBLY - OPTIONAL FOR C82 AND C90			
ITEM	PART NO.	QTY	DESCRIPTION
31	3400115	1	PIN-CLEVIS 3/8 X 3.00 ZP
32	3400118	2	PIN-CLEVIS 5/16 X 7/8 ZP
33	3400125	5	PIN-COTTER 3/8 RUE RING
34	3400185	2	PIN-CLEVIS 5/16 X 1-1/4 ZP
35	3400278	3	WASHER-FENDER 3/8 ZP
36	3400317	1	NUT-HEX JAM 1/2-13 ES ZP
37	3401087	2	SCREW-HHM 3/8-16 X 1.25 LG ZP GR 8
38	3344428	2	PLT-CABLE ADJUSTMENT
39	3400262	2	SCR-HEX,3/8-24X1.25 ZP
40	3400101	4	WASHER-LOCK 3/8 SPLIT ZP
41	3400068	4	NUT-HEX 3/8-16 ZP
42	3500116	FT.	EDGING-VINYL 5/16
43	3400086	2	WASHER-FLAT 1/2 STANDARD ZP
44	3400022	2	SCR-HEX,1/2-13X1.25 ZP
45	3400151	2	FTG-STR 7/8-14 TO #8
46	3300602	1	HOSE-.50 AR 128" ST#8 ST#8
47	3332745	1	HOSE1/2AR45.OST#8ST#8 D/SC (FOR MODELS CSS82DSLCE, CSS82LPCE, TSS82DSLCE, AND TSS82LPCE ONLY)
	3300651	1	HOSE-.50 AR 132" ST#8 90 #8(S)
48	3400087	4	WASHER-FLAT 3/8 STANDARD ZP
49	3400030	4	SCR-HEX,3/8-16X1.00 ZP
50	3400027	4	SCR-HEX,3/8-16X1.75 ZP



**MAIN BROOM ASSEMBLY**

Note: All models except Monitor series.

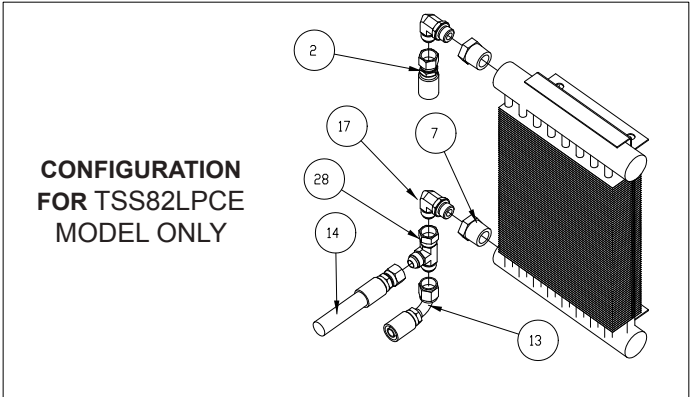
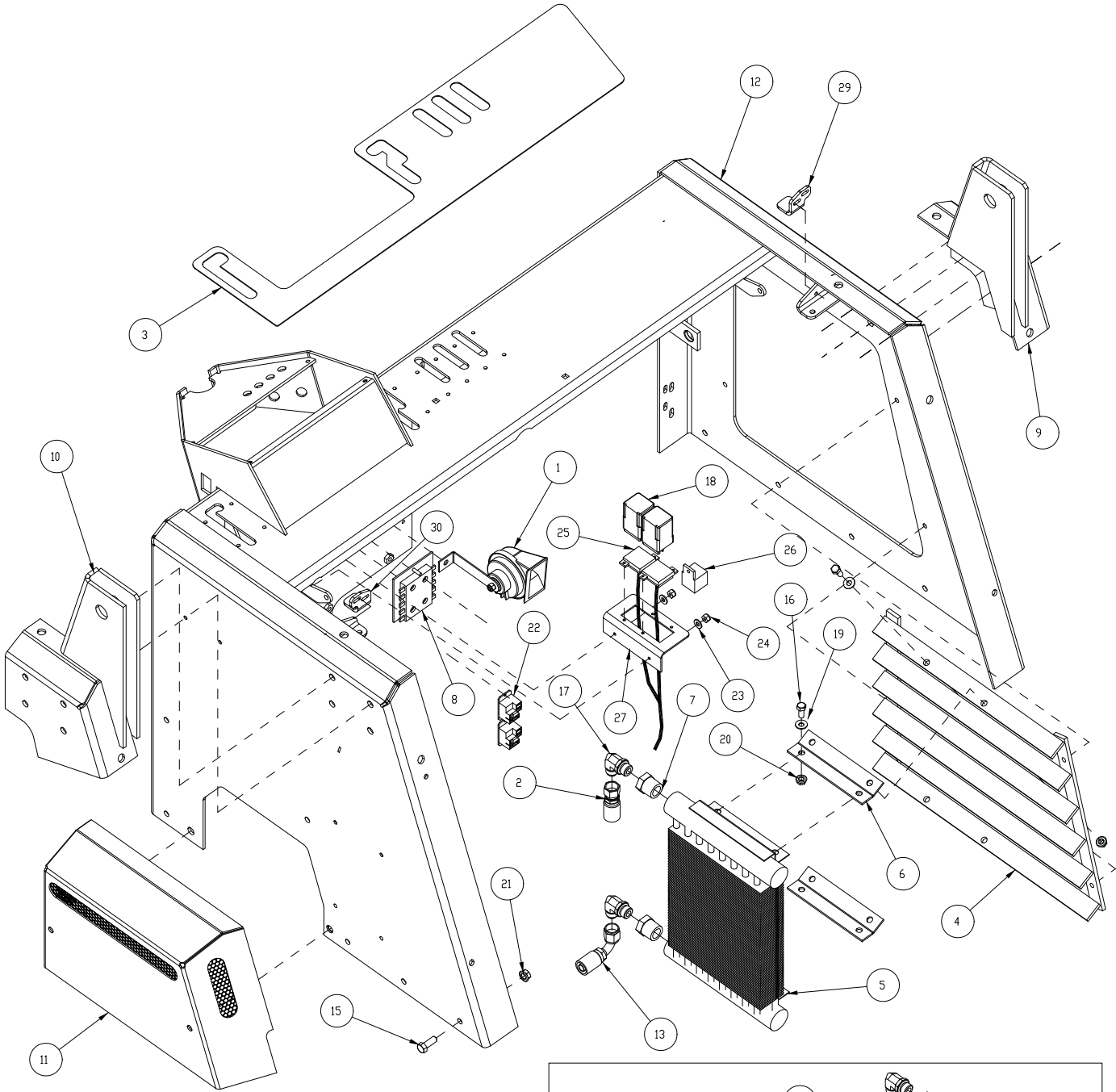


**PARTS BREAKDOWN**

<b>MAIN BROOM ASSEMBLY</b>				
<b>ITEM</b>	<b>PART NO.</b>		<b>QTY</b>	<b>DESCRIPTION</b>
	<b>82 Series</b>	<b>90 Series</b>		
1	3335220		1	WELD-ARM MB IDLER WB PNTD
2	3305666		1	RING-RETAINING MAIN BROOM
3	3305667		1	BEARING-MAIN BROOM
4	3305642		1	HUB-BROOM IDLER PNTD
5	3400047		2	SCR-SOC,5/16-18X0.75 ZP
6	3400116		1	PIN-CLEVIS 3/8 X 1-1/4 ZP
7	3301447		1	CLEVIS-CABLECRAFT AC-218
8	3400185		1	PIN-CLEVIS 5/16 X 1-1/4 ZP
9	3300414		2	BUSHING-PLASTIC MN BRM
10	3300558		1	KNOB-TAPERED #145 BLACK
11	3300675		1	WELD-LEVER MAIN BRM LIFT PLTD
12	3400084		1	NUT-WING 1/2-13 ZP
13	3300352		1	KNOB-MB LIFT ADJ
14	3300088		1	WELD-PIVOT MAIN BROOM PLTD
15	3400113		1	PIN-CLEVIS 3/8 X 5-1/2 ZP
16	3302792		1	ROD-MAIN BROOM LIFT PLTD
17	3301285		1	RETAINER-DR HUB PLTD
18	3301050		1	HUB-MB DRIVE PNTD
19	3305784	3305841	1	WELD-MNT MB WB
20	3304899		2	FTG-ADAP 3/4-16 TO 1/2 OD TUBE
23	3316898		1	MOTOR-HYD M BRM (MS/FS/7X/SWA)
24	3301448		1	ASSY-KIT HDW MAIN BROOM
-	-		-	ASSEMBLY KIT ABOVE CONTAINS THE FOLLOWING ITEMS.
25	3300064		1	BLOCK-ADJ MB PLTD
26	3300432		2	BUSHING-FL-52-4
27	3301440		1	SPACER-MAIN BROOM PLTD
28	3400019		1	SCR-HEX,1/2-13X2.50 ZP
29	3400023		2	SCR-HEX,1/2-13X1.00 ZP
30	3400065		1	NUT-HEX 1/2-13 ZP
31	3400086		4	WASHER-FLAT 1/2 STANDARD ZP
32	3400098		3	WASHER-LOCK 1/2 SPLIT ZP
33	3300021		2	PIN-DWL .38 DIA X 1.25
34	3400748		1	KNOB-HAND 1/2-13X1-1/2 DOG PT
35	3400024		1	SCR-HEX,1/2-13X0.75 ZP
36	3400091		2	WASHER-FENDER 1/2 ZP
*	3335408		1	SUB-MB IDLER- INCLUDES ITEMS 1-5,35,36 + RING-NILOS, 2.55"OD,
*	3335908		1	RING-NILOS, 2.55"OD, 6207 AV

NOTE: Part numbers that span more than one column apply to the models listed in the headings of the columns.

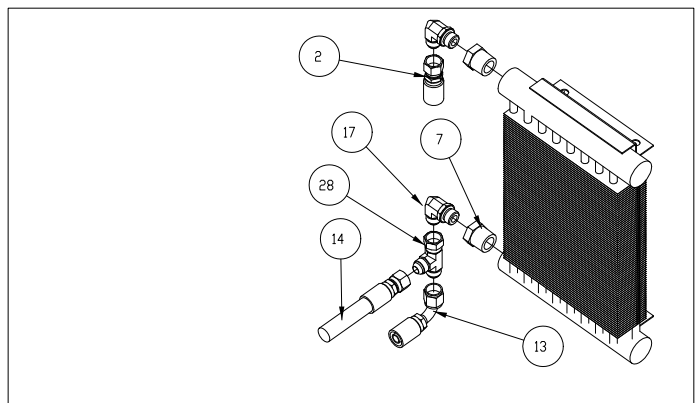
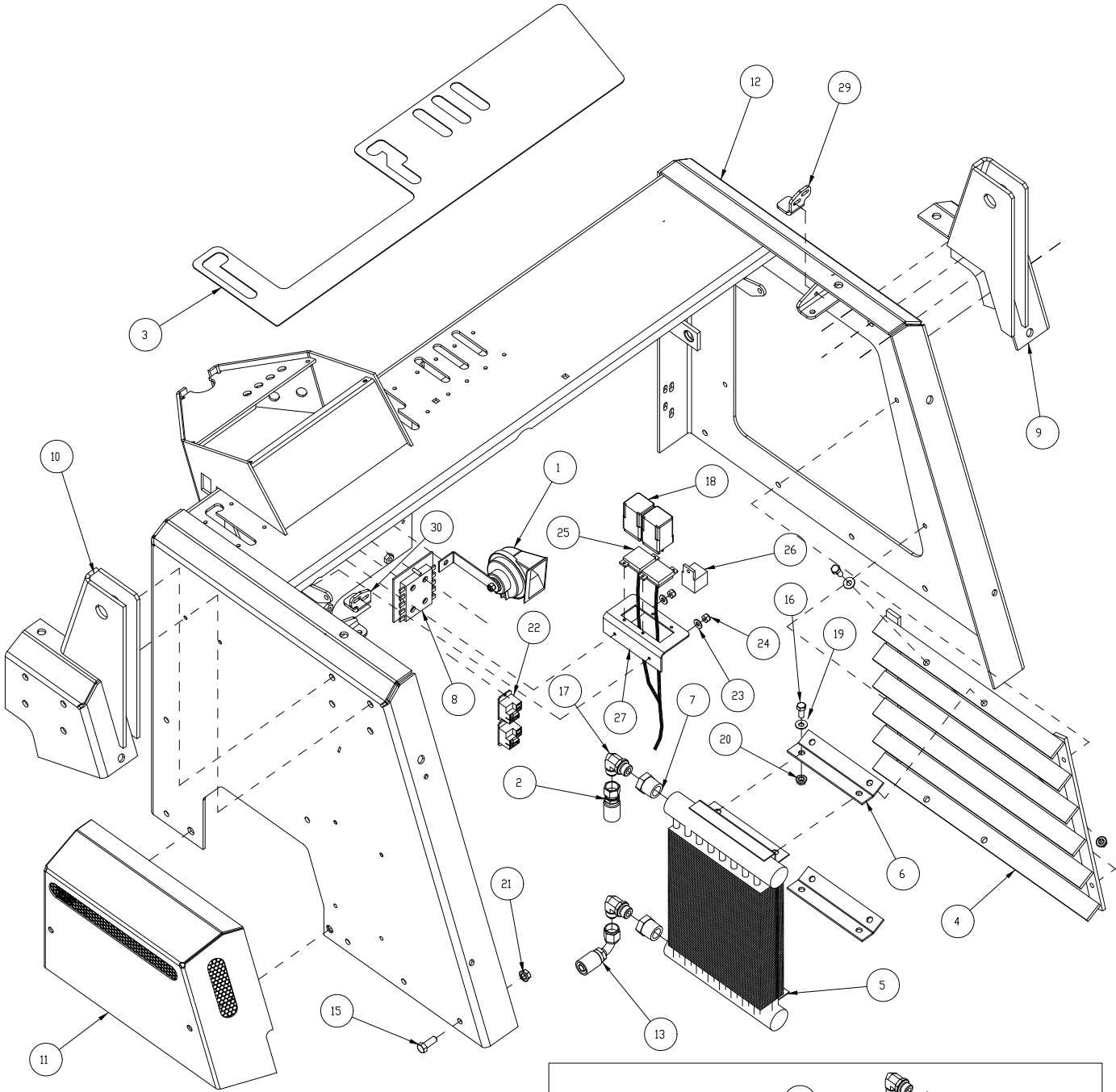
**LINTEL ASSEMBLY**



LINTEL ASSEMBLY				
ITEM	PART NO.		QTY	DESCRIPTION
	82 Series	90 Series		
1	3300379		1	HORN-12V STANDARD AUTOMOTIVE
2	3300604		1	HOSE-.50 AR 42" ST#8 ST#8
3	3301615		1	DECAL-LINTEL TOP HD (3-SLOT) T82 / T90
	3301656			DECAL-LINTEL TOP (1-SLOT) C82 / C90
4	3303150		1	WELD-RADIATOR GRILLE PNTD
5	3306740		1	COOLER-OIL HYD IMPELLER
6	3306825		2	MOUNT-COOL COIL HYD IMP
7	3400167		2	FTG-ADAPTER 1 1/6-12 EXT TO
8	3322599		1	FUSE BLOCK-ATO FUSE
9	3330264		1	WELD-EAR LH LINTEL HD (COMMANDER "T" SERIES ONLY)
10	3330266		1	WELD-EAR RH LINTEL HD (COMMANDER "T" SERIES ONLY)
11	3343746		1	WELD-PUMP COVER, TSS 82/90
	3344300	N/A	1	WELDMENT-LINTEL TSS/CSS 82 (FOR CSS82DSLCE , CSS82LPCE, TSS82DSLCE , TSS82LPCE, M82DSLCE, & M82LPCE MODELS ONLY)
	3344300	3300269	1	WELD-LINTEL MS LD PNTD
13	3344402		1	HOSE-HYD 3000 PSI 1/2"ID X 19.75" LNG
14	3344403		1	HOSE - HYDRAULIC 3000 PSI 1/2"
15	3400030		1	SCREW-HHM 3/8-16 X 1.0 LG ZP
16	3400036		2	BOLT-HH 5/16-18X3/4
17	3400154		2	FTG-90 EL 3/4-16 MORB X -8JIC
18	3342077		2	RELAY-12 VDC TPDT 10 AMP (FOR CSS82DSLCE , CSS82LPCE, TSS82DSLCE , TSS82LPCE, M82DSLCE, & M82LPCE MODELS ONLY)
19	3400384		2	WASHER CONICAL SPRING 5/16
20	3400390		2	NUT-FLANGE LOCK 5/16-18
21	3400392		1	NUT-FLANGE LOCK 3/8-16
22	3318859		2	RELAY-12 VDC SPDT

NOTE: Part numbers that span more than one column apply to the models listed in the headings of the columns.

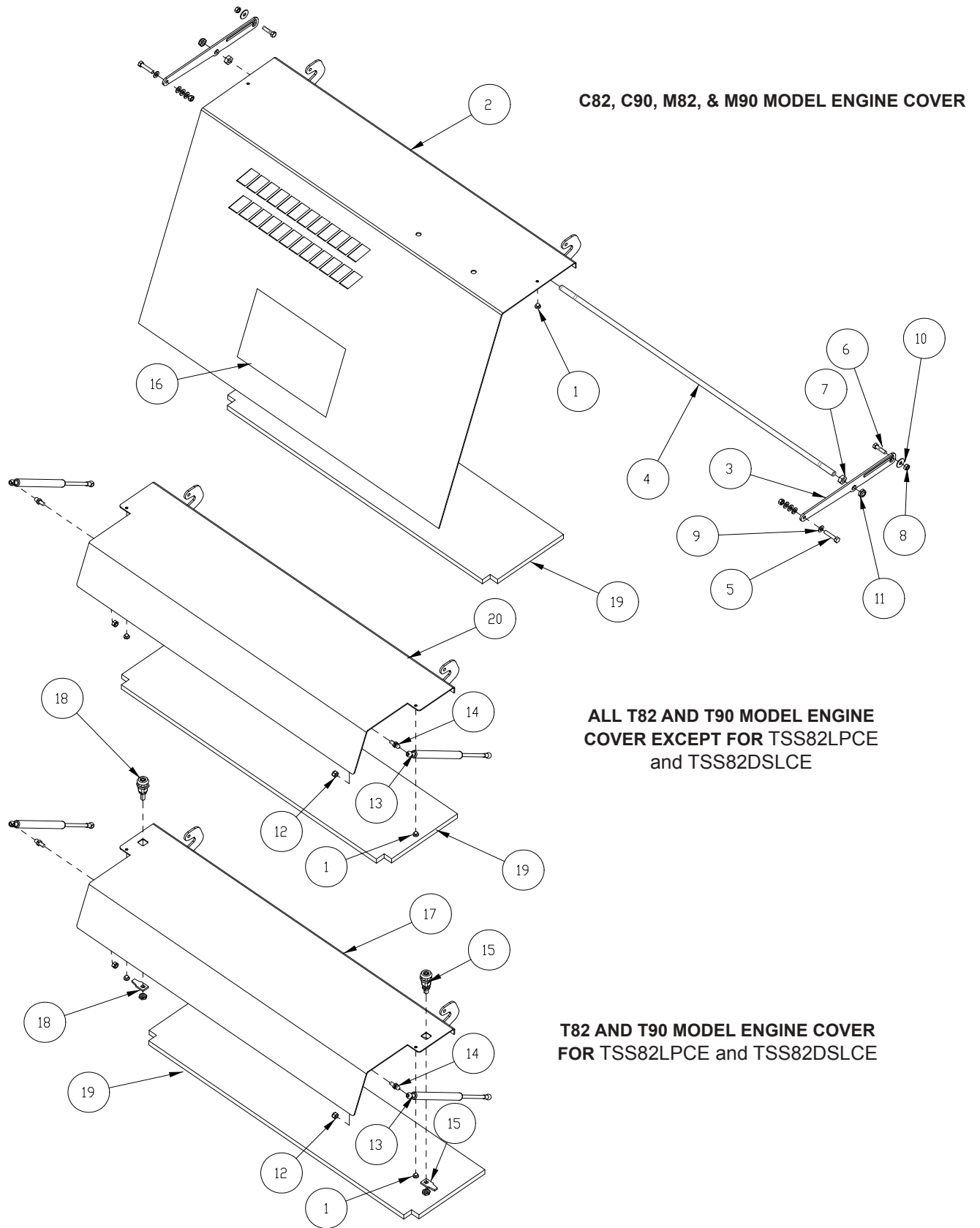
**LINTEL ASSEMBLY (CONTINUED)**



LINTEL ASSEMBLY				
ITEM	PART NO.		QTY	DESCRIPTION
	82 Series	90 Series		
23	3400089		2	WASHER 1/4 ID .63 OD X .065 THK
24	711373		2	NUT-NYLOC 1/4-20
25	3344360		1	ASSY-RELAY BASE (INCLUDES ITEM 25, 26 & 27) (FOR CSS82DSLCE , CSS82LPCE, TSS82DSLCE , TSS82LPCE, M82DSLCE, & M82LPCE MODELS ONLY)
26	9026467		1	RELAY-12 VDC SPST 30 AMP,BOSCH (FOR CSS82DSLCE , CSS82LPCE, TSS82DSLCE , TSS82LPCE, M82DSLCE, & M82LPCE MODELS ONLY)
27	3344318		1	RELAY BRACKET (FOR CSS82DSLCE , CSS82LPCE, TSS82DSLCE , TSS82LPCE, M82DSLCE, & M82LPCE MODELS ONLY)
28	3400250		1	SWIVEL NUT RUN TEE-#8, MJ-FJX-MJ (FOR TSS82DSLCE & TSS82LPCE MODELS ONLY)
29	3344250		1	PLT- ENGINE LATCH LH
30	3344251		1	PLT- ENGINE LATCH RH
-	3309036	N/A	-	DECAL- 82 (NOT SHOWN)
-	N/A	3305672	-	DECAL--90 (NOT SHOWN)
-	3343883	N/A	2	DECAL-COMMANDER C82 (NOT SHOWN)
-	N/A	3343884	2	DECAL-COMMANDER C90 (NOT SHOWN)
-	3343885	N/A	2	DECAL-COMMANDER T82 (NOT SHOWN)
-	N/A	3343886	2	DECAL-COMMANDER T90 (NOT SHOWN)
-	N/A	3343884	2	DECAL-COMMANDER C90 (NOT SHOWN)
-	3343885	N/A	2	DECAL-COMMANDER T82 (NOT SHOWN)
-	N/A	3343886	2	DECAL-COMMANDER T90 (NOT SHOWN)

NOTE: Part numbers that span more than one column apply to the models listed in the headings of the columns.

**ENGINE COVERS**



**C82, C90, M82, & M90 MODEL ENGINE COVER**

**ALL T82 AND T90 MODEL ENGINE COVER EXCEPT FOR TSS82LPCE and TSS82DSLCE**

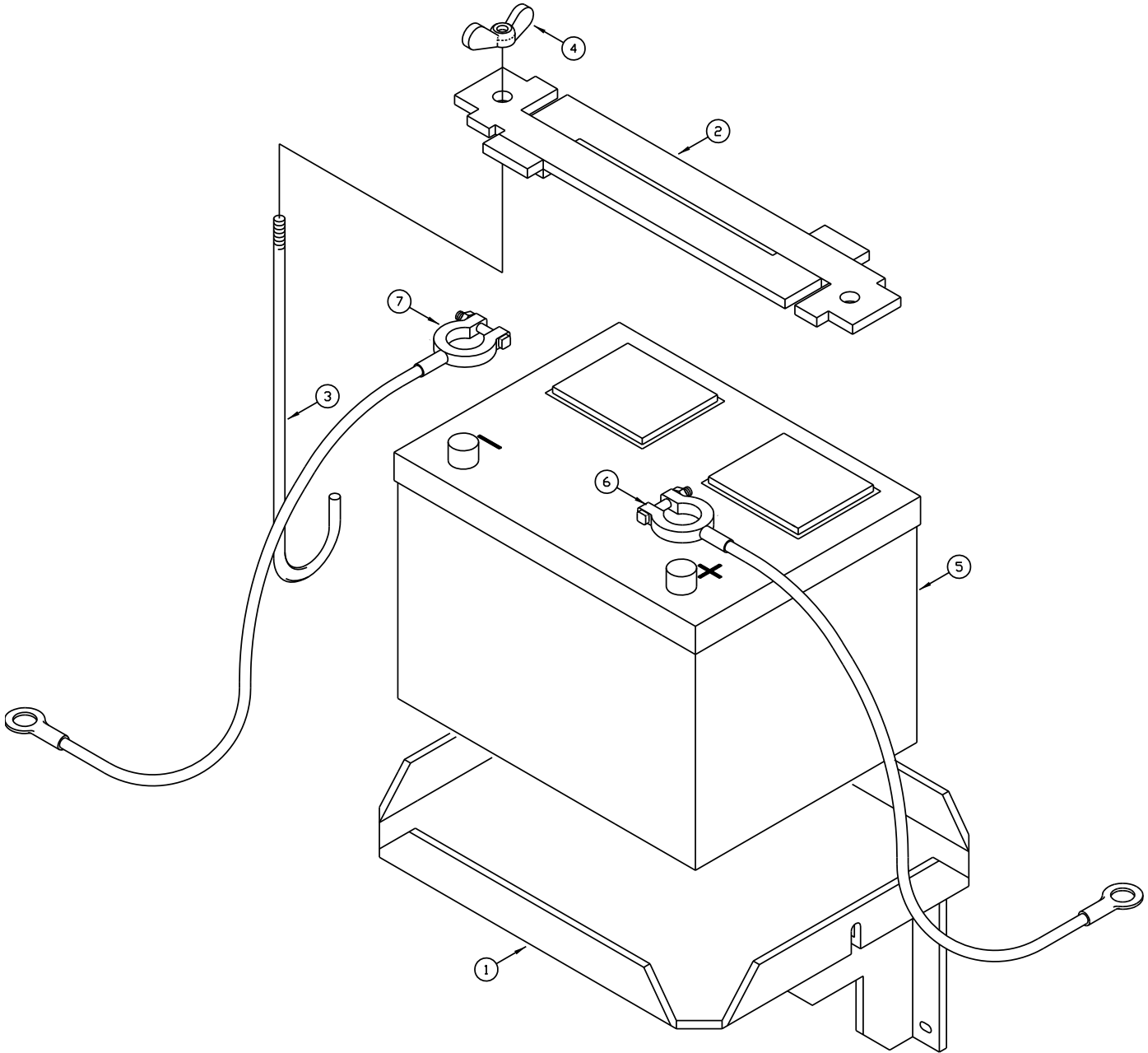
**T82 AND T90 MODEL ENGINE COVER FOR TSS82LPCE and TSS82DSLCE**



ENGINE COVERS				
ITEM	PART NO.		QTY	DESCRIPTION
	82 Series	90 Series		
1	3300526		2	BUMPER - 1/4 ID X 1/8 THK
2	3301787	3301784	1	WELD-ENGINE COVER CSS MS PNTD
3	3303992		2	LATCH-CSS ENG COVER PLTD
4	3303994	3303993	1	HANDLE-CSS ENG COVER MS
5	3400033		2	SCR-HEX 5/16-18X1.50 ZP
6	3400034		2	SCR-HEX,5/16-18X1.25 ZP
7	3400065		2	NUT-HEX 1/2-13 ZP
8	3400070		4	NUT-HEX 5/16-18 ZP
9	3400088		8	WASHER 5/16 ID .688 OD X .06
10	3400233		2	WASHER 5/16 ID 1.0 OD X .065
11	3400317		2	NUT-HEX JAM 1/2-13 ES ZP
12	711374		2	NUT-NYLOC 5/16-18
13	3300375		2	GAS SPRING-8" STROKE
14	3300376		2	STUD-BALL 10MM
15	3343017	N/A	1	LATCH, VISE ACTION, LARGE, 7MM KEY
16	3334900		1	DECAL POWERBOSS (C82 / C90)
17	3344254	N/A	1	WELDMENT-ENG COVER
18	3344335	N/A	1	LATCH-VISE ACTION COUNTERCLOCKWISE
19	3302455	3302072	1	INSULATION-ENG COVER
20	3315831	3315836	1	ENGINE COVER HD (T82 / T90)

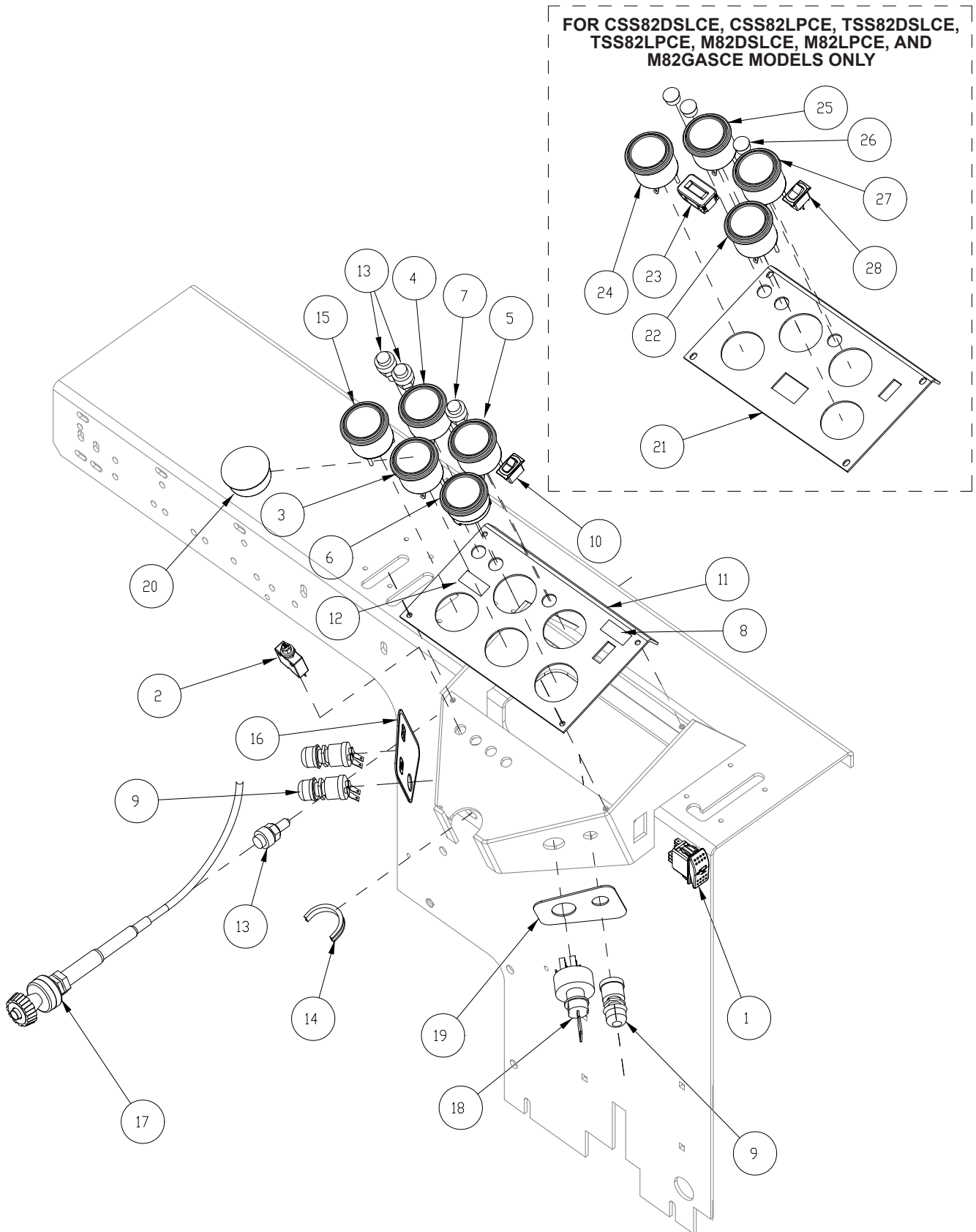
NOTE: Part numbers that span more than one column apply to the models listed in the headings of the columns.

**BATTERY & MOUNT**



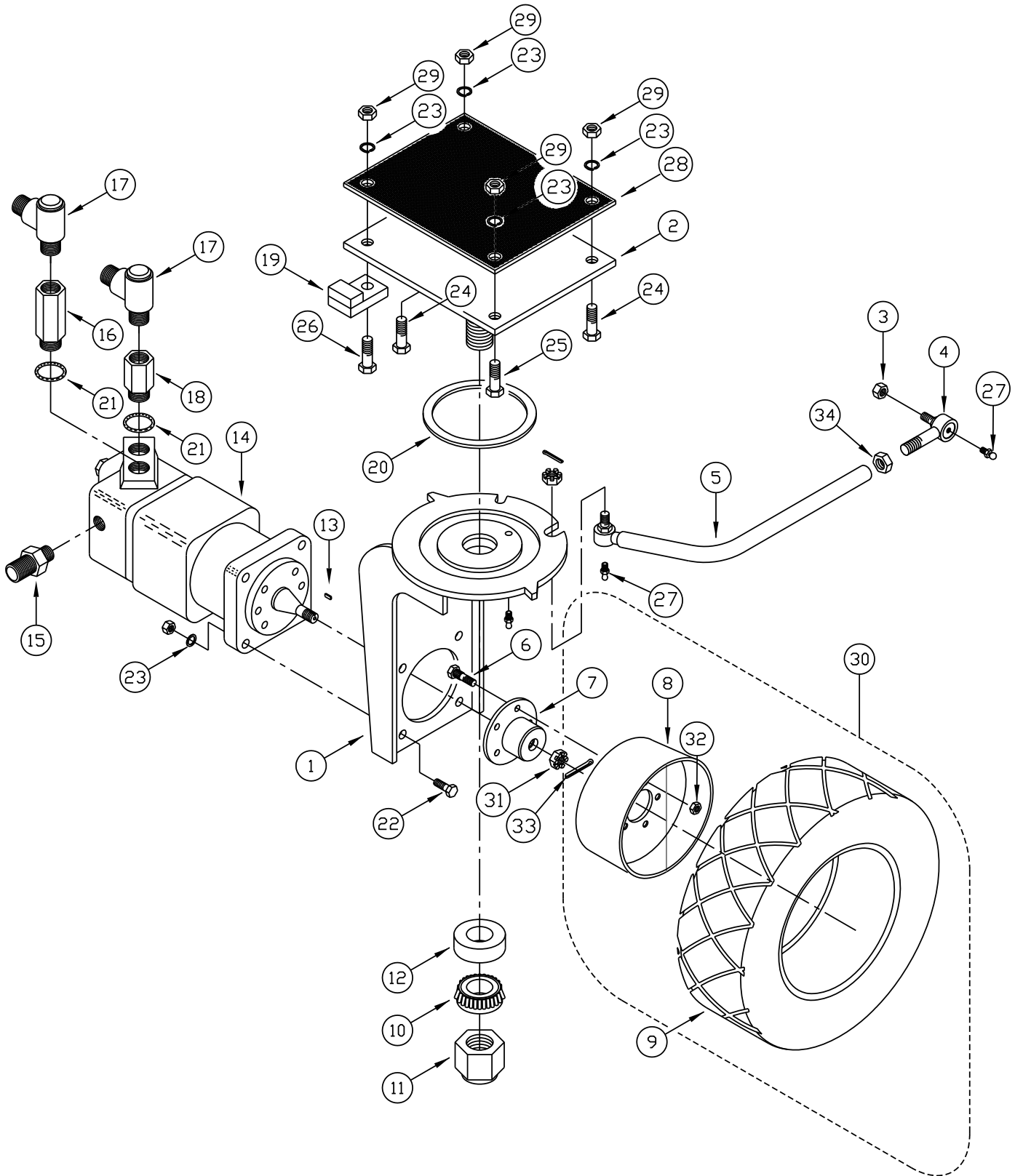
<b>BATTERY &amp; MOUNT</b>			
<b>ITEM</b>	<b>PART NO.</b>	<b>QTY</b>	<b>DESCRIPTION</b>
1	3333613	1	WELD-BATT TRAY
2	3301076	1	HOLD DOWN-BATTERY 2-PIECE
3	3301079	2	ROD-BATTERY TIE-DOWN PLTD
4	3400085	2	NUT-WING 1/4-20 ZP
5	3300440	1	BATTERY-GAS/DIESEL, 12V, 650 C
6	3301384	1	CABLE BATTERY POSITIVE
7	3317662	1	CABLE-BATTERY NEG

**INSTRUMENT PANEL**



INSTRUMENT PANEL			
ITEM	PART NO.	QTY	DESCRIPTION
1	1925607	1	SWITCH-ROCKER OFF-(ON) HOPPER UNLOCK (FOR TSS82DSLCE AND TSS82LPCE MODELS ONLY)
2	3026924	1	CIRCUIT BREAKER 45AMP PUSHBUTTON
3	3300382	1	GAGE - FUEL LEVEL
4	3300383	1	GAGE - OIL TEMP
5	3300384	1	GAGE - WATER TEMP
6	3300385	1	GAGE - HOUR
7	3333635	1	LIGHT-INDICATOR AMBER, 12V, 5/
8	3302524	1	DECAL-LIGHT OPTION
9	3300441	3	SWITCH-MOMENTARY STARTER
10	3300442	1	SWITCH-ROCKER LTS/SQUP & DOWN
11	3300860	1	PANEL-INSTRUMENT PNTD
12	3302517	2	DECAL-RTR LIGHTS
13	3301553	4	LIGHT-5/8 DIA, RED, 12V (TRASH RELOC)
14	3302522	-	EDGING-VINYL TRIM 3/16" X 250'
15	3309779	1	GAUGE-VOLTMETER, 2" DIA, 12V
16	3317948	1	DECAL-GLOW PLUG/FILTER SHAKER (DIESEL)
17	3321179	1	CABLE-THROTTLE SW/A (DIESEL ONLY)
18	3316100	1	SWITCH-IGNITION W/O ACC, 3-POS
19	3317947	1	DECAL-IGN & HORN MS/FS
20	3301822	1	PLUG-PLASTIC 2.00" DIA, (USED FOR LP UNITS)
21	3344319	1	PLT-GAUGE MNT
22	3344358	1	GAUGE - 2" FUEL LEVEL LIGHTED
23	3336094	1	GAUGE - HOURMETER, DIGITAL, SNAP-IN
24	3344355	1	GAUGE- 2" VOLTMETER 12VDC LIGHTED
25	3344357	1	GAUGE - 2" OIL PRESS 0-80PSI LIGHTED
26	3301669	3	PLUG-HOLE 0.687
27	3344356	1	GAUGE- 2" WATER TEMP 100-250°F LIGHTED
28	3344332	1	SWITCH - TOGGLE 12V LAMP

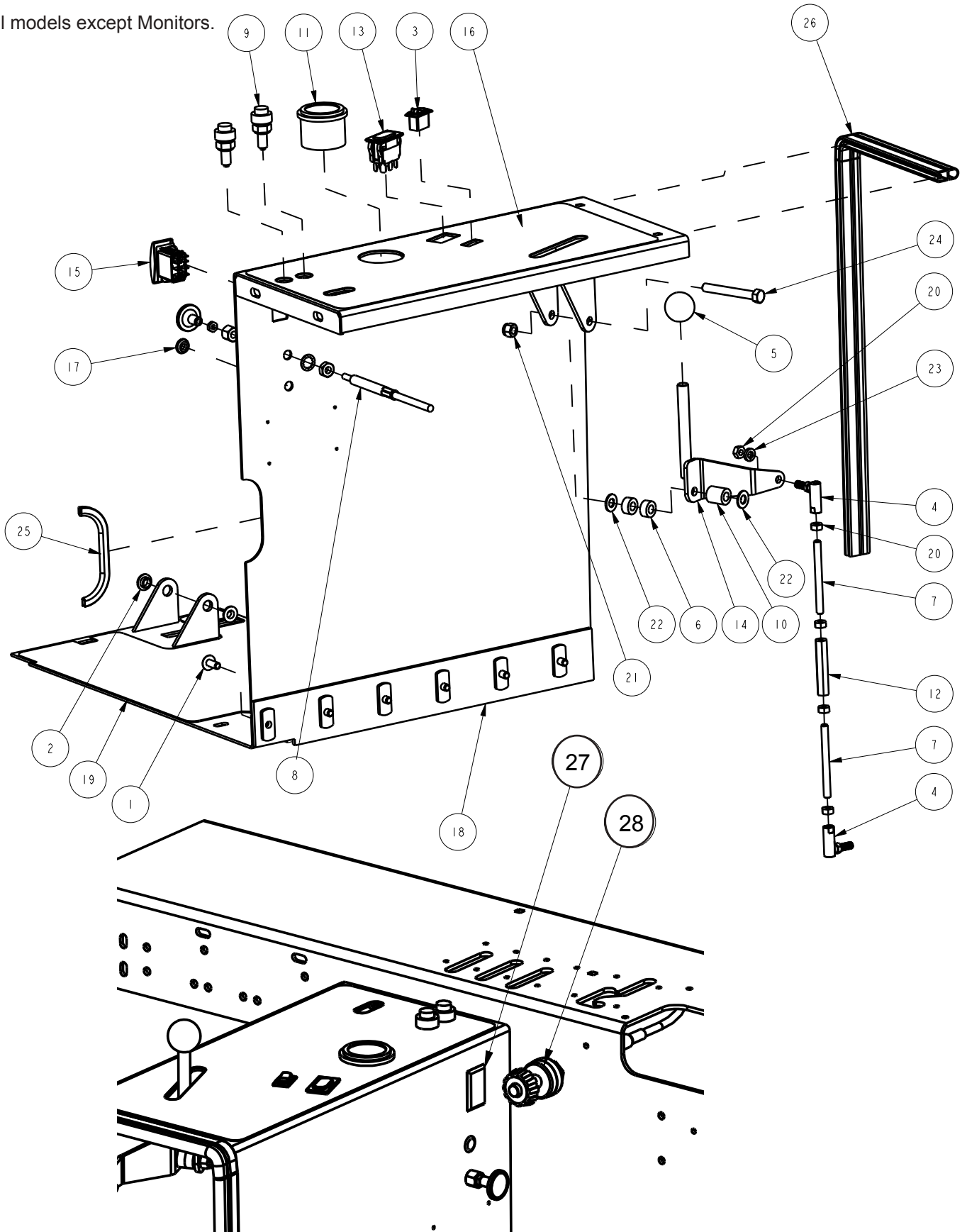
**STEERING FORK ASSEMBLY**



STEERING FORK ASSEMBLY			
ITEM	PART NO.	QTY	DESCRIPTION
1	3300208	1	WELD-STEERING FORK PNTD
2	3300153	1	WELD-FORK PIVOT PLT PNTD
3	3401472	1	NUT-HEX JAM 1/2-20 ES
4	3300466	1	BALL JOINT-STEERING
5	3303205	1	WELD-STEERING LINK PNTD
6	3316059	5	STUD-WHEEL HUB REAR
7	3316056	1	HUB-REAR WHEEL FULL PNTD
8	3316320	1	RIM-SCRUBBER PRESS-ON 6"
9	3316321	1	TIRE-SCRUBER PRESS-ON 6"
10	3300471	1	BEARING-TAPERED ROLCONE W/SEAL
11	3400083	1	NUT-HEX JAM 1 1/4-12 ES ZP
12	3300470	1	BEARING-TAPERED ROL CUP
13	3302122	1	KEY-HYD MOTOR 4000 SER. (SP)
14	3301533	1	MOTOR-HYD 4000 SERIES PNTD
15	3400212	1	FTG-ADAPTER 7/16-20 TO # 4
16	3301834	1	FTG-SPECIAL WHEEL MTR
17	3400169	2	FTG-SWIVEL 3/4-16 TO #8
18	3400167	1	FTG-ADAPTER 1 1/6-12 EXT TO
19	3302156	1	WELD-STEERING STOP PNTD
20	3300472	1	BRG-THRUST 5.812 ID X 7.00 OD
21	3302251	2	O-RING .924 ID X .116 W
22	3400020	4	SCR-HEX,1/2-13X2.00 ZP
23	3400098	4	WASHER-LOCK 1/2 SPLIT ZP
24	3400019	2	SCR-HEX,1/2-13X2.50 ZP
25	3400020	4	SCR-HEX,1/2-13X2.00 ZP
26	3400019	2	SCR-HEX,1/2-13X2.50 ZP
27	3400012	3	FTG-GREASE 3/16 ZERK
28	3316128	1	PAD-PRELOAD FULL
29	3400078	4	NUT-HEX 1/2-13 ES ZP
30	3306899	1	ASSY-TIRE&RIM SCRUB 6" PRESSON
31	3400224	1	NUT-HEX SLOTTED 1 1/4-18 (SP)
32	3316057	5	NUT-WHEEL LUG 9/16-18
33	3400122	1	PIN-COTTER 1/8 X 2.00 ZP
34	3400313	1	NUT-HEX 11/16-18 ZP

**CONSOLE ASSEMBLY**

Note: All models except Monitors.



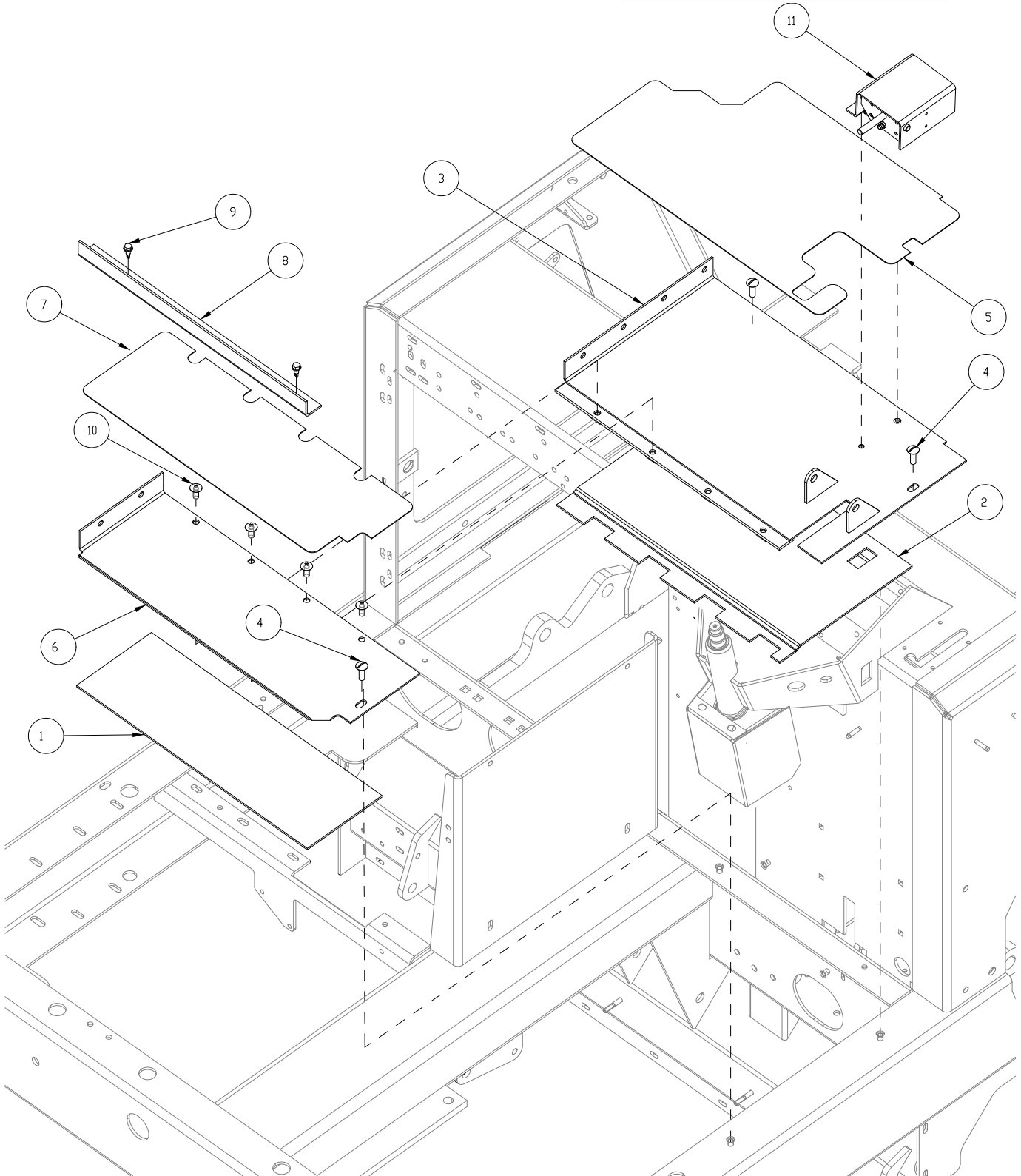


CONSOLE ASSEMBLY			
ITEM	PART NO.	QTY	DESCRIPTION
1	710197	6	SCR-MC 5/16-18 X .75
2	3300414	2	BUSHING-PLASTIC 3/8IDX1/2OD
3	3300442	1	SWITCH-ROCKER LTS/SQUP & DOWN
4	3300460	2	BALL JOINT-5/16
5	3300562	1	KNOB-BALL 1.375" DIA #95 BLACK
6	3301085	2	SPACER-FRONT BUMPER PLTD
7	3301393	2	ROD-IMPELLER ADJ
8	3301427	1	CABLE-IMPELLER STOP
9	3301553	2	LIGHT-5/8 DIA, RED, 12V
10	3302427	1	SPACER-SSB .87 LG PLTD
11	3303258	1	GAUGE-DOWNPRESSURE SC HEAD
12	3303502	1	STAND/OFF THREADED ADJUST LINK
13	3307553	1	SWITCH-ROCKER ENG. SWING ARMA
14	3309054	1	O/S WELD-LEVER SOL CONTROL
15	3315818	1	SWITCH-ROCKER, CARLING, SPDT,
16	3321107	1	DECAL-PANEL HI-CAP
17	3330020	1	PLUG-HOLE BPF 7/16
18	3335933	1	O/S PTD-CONSOLE ORANGE
19	3335984	1	ASSY-FRONT FLOOR PANEL
20	3400069	5	NUT-HEX 5/16-24 ZP
21	3400079	1	NUT-HEX 3/8-16 ES ZP
22	3400087	2	WASHER-FLAT 3/8 STANDARD ZP
23	3400102	1	WASHER-LOCK 5/16 SPLIT ZP
24	3400473	1	SCR-HEX,3/8-16X3.00 ZP F'THD
25	3500118	FT	EDGING-VINYL TRIM 1/8" (ORDER BY THE FOOT)
26	3500199	FT	SEAL-TRIM (SD-168) STR (ORDER BY THE FOOT)
27	3323529	1	PLUG (DIESEL ONLY)
28	3321179	1	CABLE THROTTLE (DIESEL ONLY)

**FLOOR BOARD ASSEMBLY**

**3303810 ASSY- HYDRAULIC SQ  
SWITCH BOX**

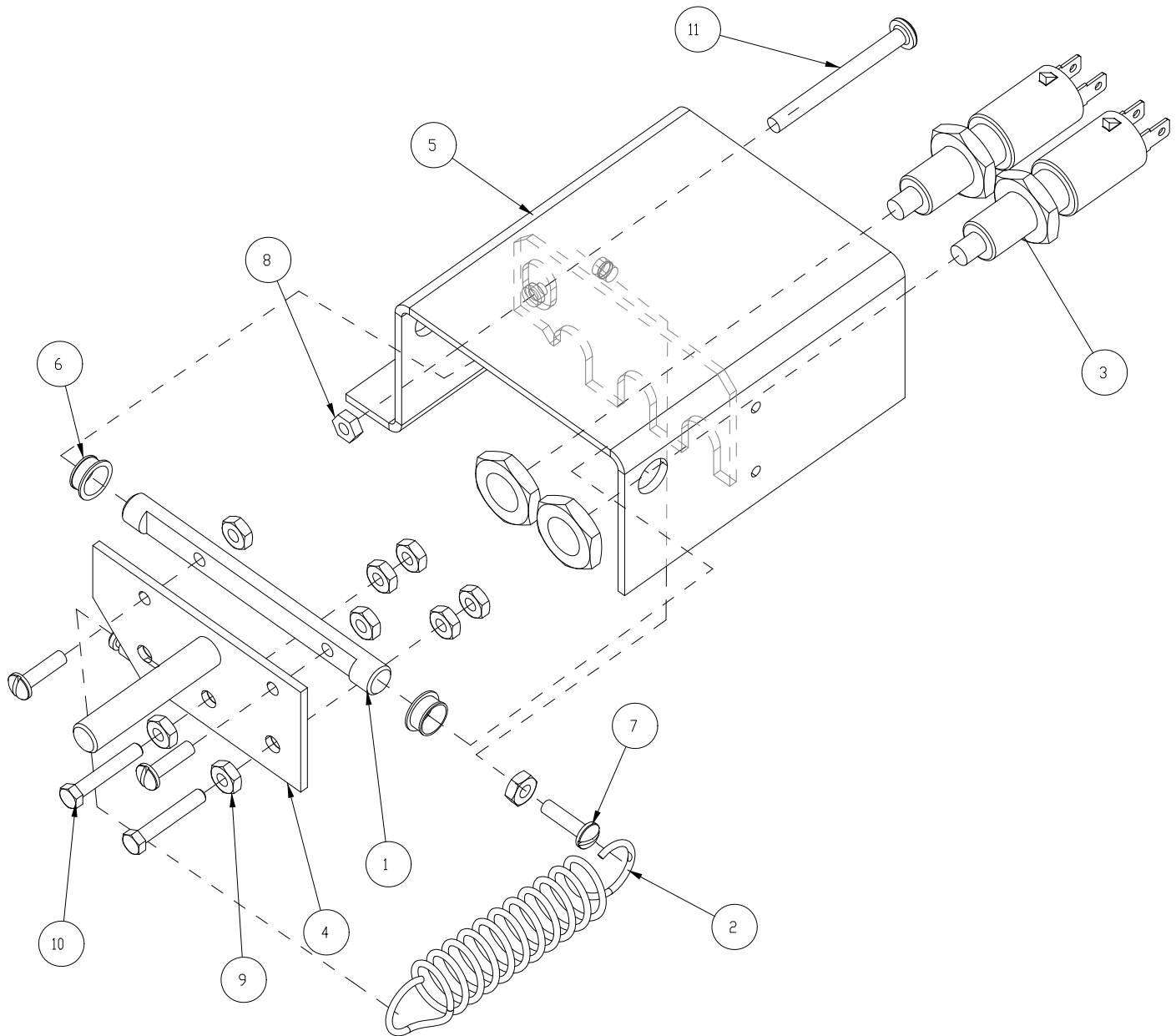
**3344305 ASSEMBLY SWITCH BOX**



FLOOR BOARD ASSEMBLY			
ITEM	PART NO.	QTY	DESCRIPTION
1	3335973	1	SHIELD-HEAT REAR FLOOR PANEL
2	3335972	1	SHIELD-HEAT FRONT FLOOR PANEL
3	3335937	1	WELD-FRONT FLOOR PANEL
4	3400056	4	SCR-TRS,5/16-18X1.00,SLT ZP
5	3335941	1	PAD-FRONT FLOOR PANEL ANTI-SLI
6	3335940	1	PLT-REAR FLOOR PANEL
7	3335942	1	PAD-REAR FLOOR PANEL ANTI-SLIP
8	3500624	1	ANGLE- 1-1/4 X 1-1/4 X 1/8
9	3311374	2	SCR-HEX,1/4-14X3/4 SELF TAP
10	710197	4	SCR-MC 5/16-18 X .75
11	3303810	1	ASSY-HYD SQ SW BOX
	3344305	1	ASSEMBLY SWITCH BOX (FOR CSS82DSLCE, CSS82LPCE, TSS82DSLCE AND TSS82LPCE MODELS ONLY.

**3303810 ASSY- HYDRAULIC SQ SWITCH BOX**

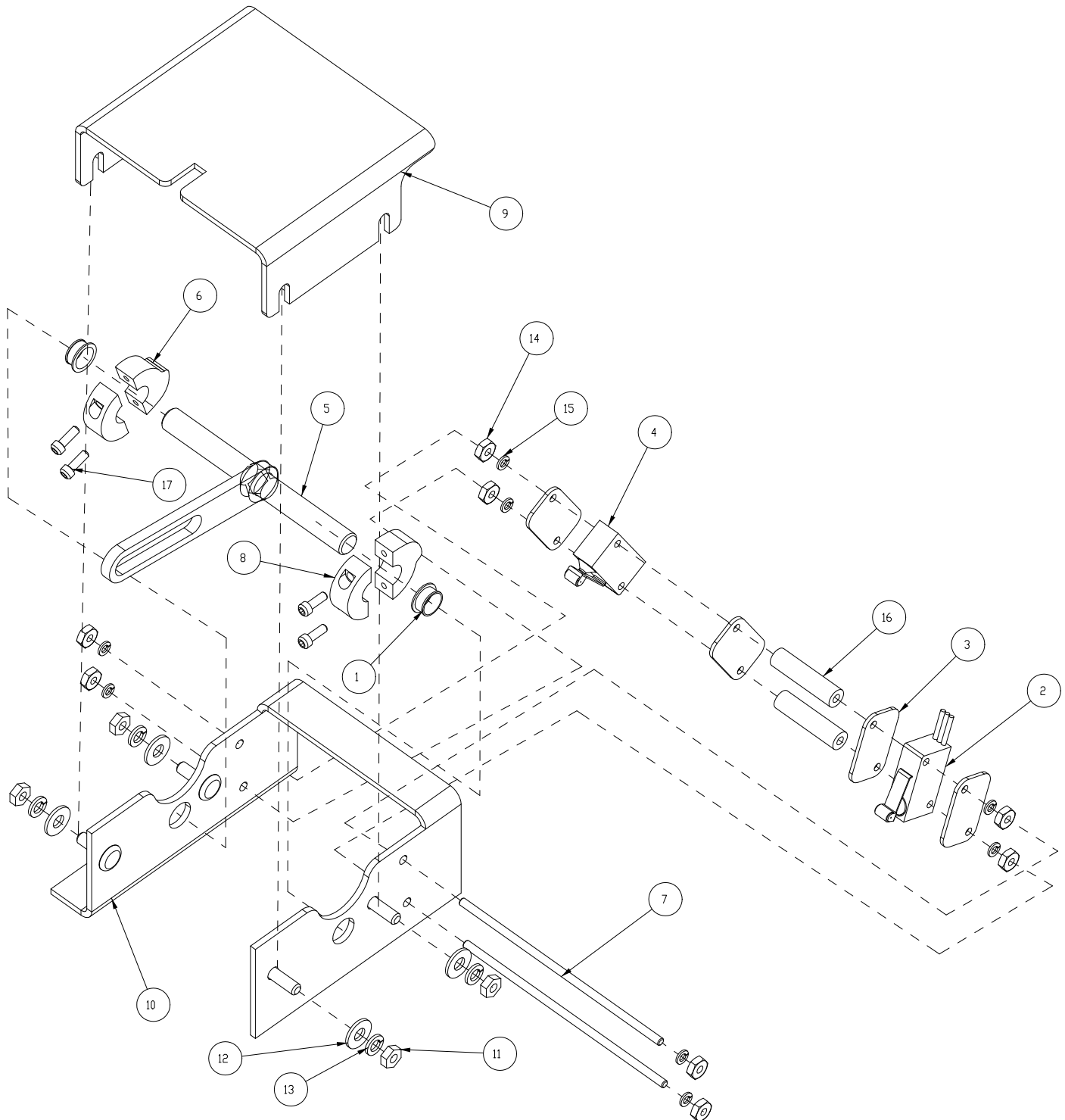
NOTE: For ALL MODELS EXCEPT CSS82DSLCE, CSS82LPCE, TSS82DSLCE, TSS82LPCE, M82DSLCE, M82LPCE & M82GASCE.



3303810 ASSY- HYDRAULIC SQ SWITCH BOX			
ITEM	PART NO.	QTY	DESCRIPTION
1	3303817	1	BAR-HYD SQ PLATE PIVOT PLTD
2	3304160	1	SPRING-EXTENTION, 2.00 LG
3	3302678	2	SWITCH-HYD SQUEEGEE LIFT
4	3303811	1	ASSY-HYD SQ SWITCH PLT
5	3303814	1	ASSY-HYD SQ SWITCH BOX PNT
6	3304017	2	BUSHING-THROTTLE NYLON SW 75
7	3400045	3	SCR-8-32 X 5/8 PAN HD SLT ZP
8	3400072	1	NUT-HEX # 10-32 ZP
9	3400073	9	NUT-HEX 8-32 ZP
10	3400243	2	SCR-HEX,#08-32X1.00 ZP
11	3400346	1	SCR-PAN #10-32 X .62 PHL
NOTE: For ALL MODELS EXCEPT CSS82DSLCE, CSS82LPCE, TSS82DSLCE, TSS82LPCE, M82DSLCE, M82LPCE & M82GASCE.			

**3344305 ASSEMBLY SWITCH BOX**

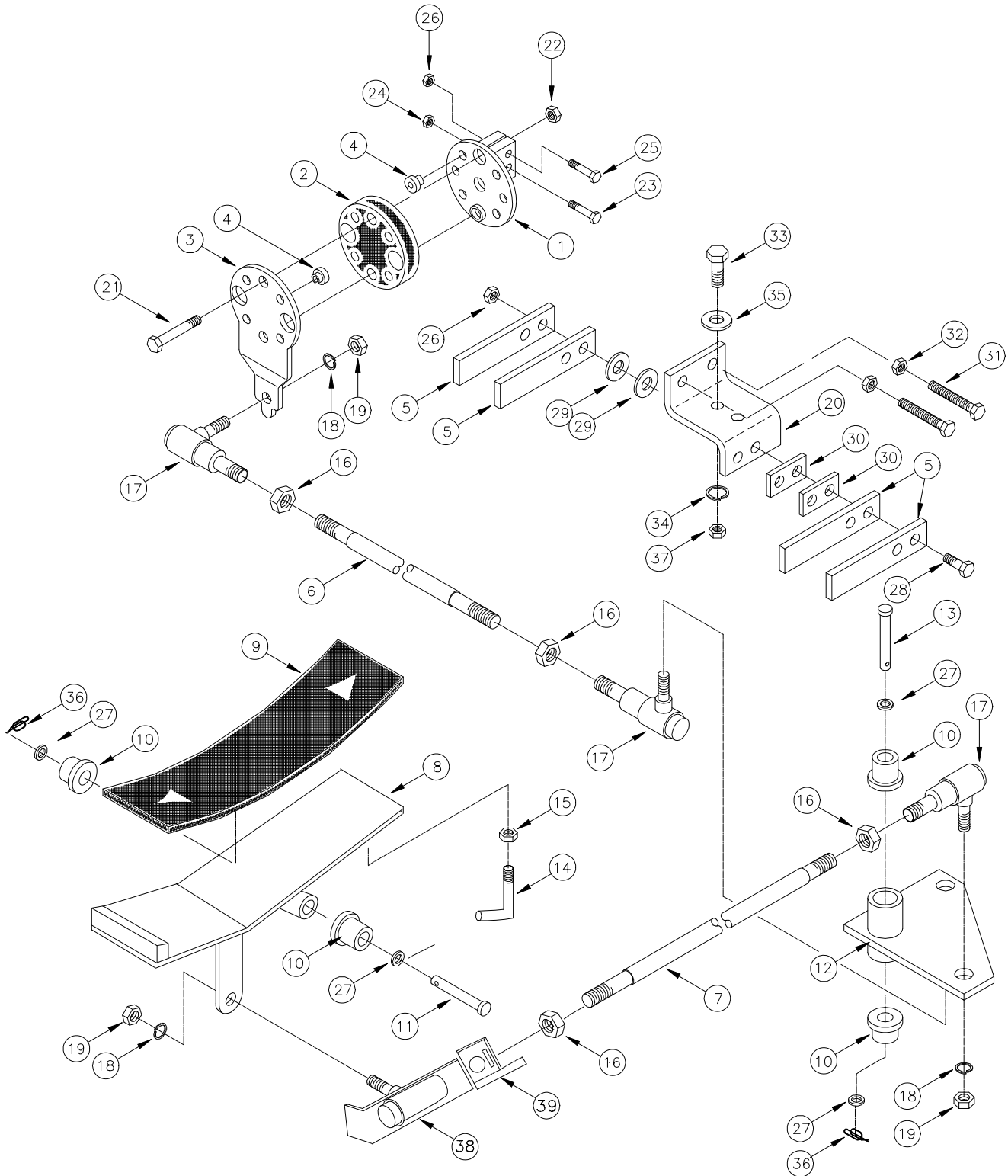
NOTE: For CSS82DSLCE, CSS82LPCE, TSS82DSLCE, TSS82LPCE, M82DSLCE, M82LPCE & M82GASCE models only.



**PARTS BREAKDOWN**

<b>3344305 ASSEMBLY SWITCH BOX</b>			
<b>ITEM</b>	<b>PART NO.</b>	<b>QTY</b>	<b>DESCRIPTION</b>
1	3304017	2	BUSHING-THROTTLE NYLON SW
2	3335020	1	SUB-SWITCH LIMIT, FEMALE
3	3335047	4	CLAMP-SWITCH
4	3335526	1	SUB-SWITCH LIMIT, MALE
5	3344266	1	WELDMENT-SWTICH LINKAGE
6	3344269	2	PLT-CAM SWTICH BOX
7	3344270	2	PIN-THREADED 5-40 X 4.25
8	3344271	2	PLT-CAM SWITCH CLAMP
9	3344272	1	PLT-COVER CAM SWITCH BOX
10	3344274	1	WELDMENT-CAM SWITCH BOX
11	3400072	4	NUT-HEX # 10-32 ZP
12	3400095	4	WASHER .22 ID .50 OD X .0
13	3401074	4	WSH-LOCK, # 10 ZP
14	3401437	8	NUT-HEX #5-40 ZP
15	3401510	8	WSR-LOCK, #5, ZP
16	3401605	2	SPACER - .14ID X 5/16 OD
17	3401624	4	SCR-SOC, 5-40 X 3/8 ZP
NOTE: For CSS82DSLCE, CSS82LPCE, TSS82DSLCE, TSS82LPCE, M82DSLCE, M82LPCE & M82GASCE models only.			

**DIRECTIONAL CONTROL ASSEMBLY**

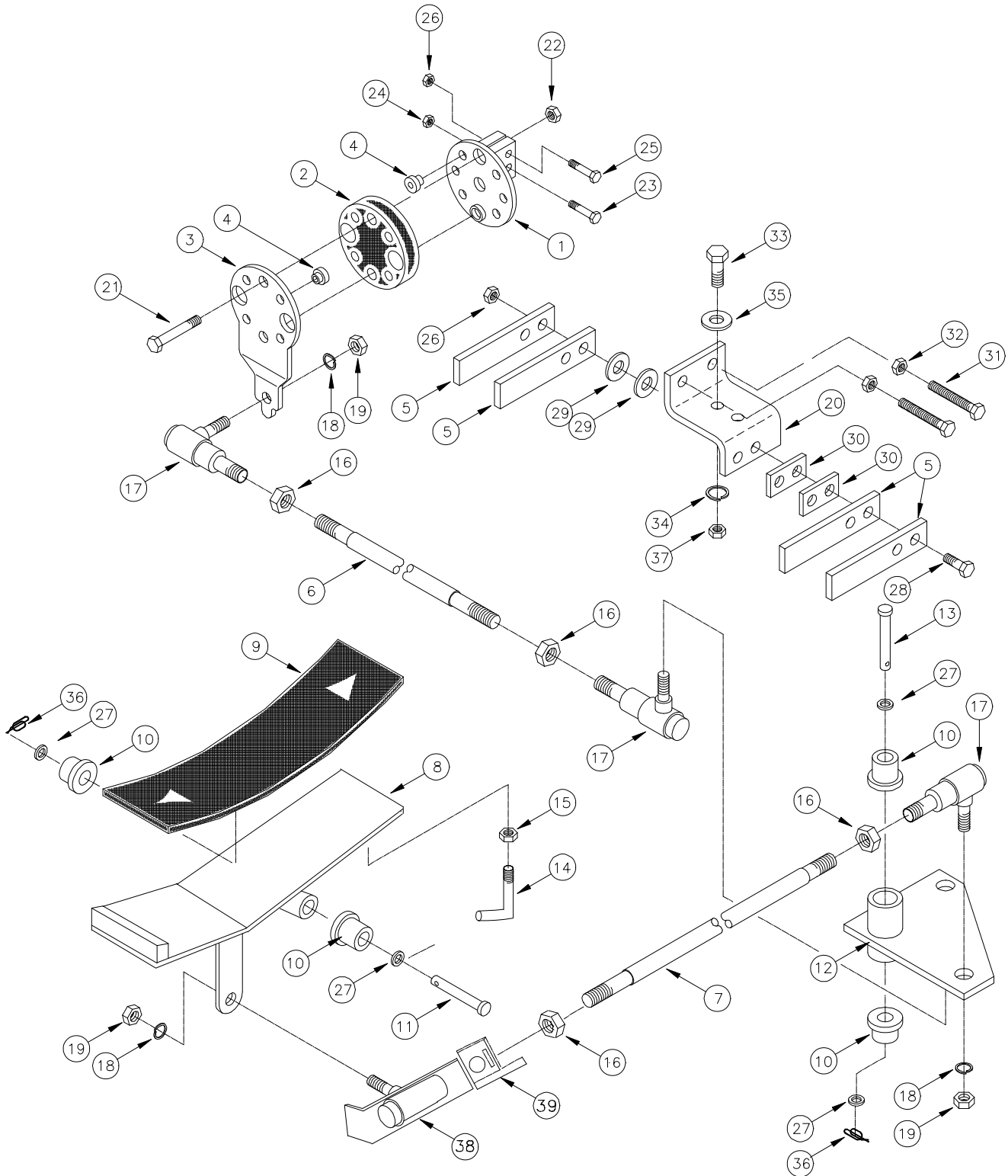




DIRECTIONAL CONTROL ASSEMBLY						
ITEM	PART NO.				QTY	DESCRIPTION
	82 Series		90 Series			
	Lp / Gas	Diesel	Lp / Gas	Diesel		
1	3301544				1	WELD-DISC FWD/REV PLTD
2	3301507				1	COUPLING-LORD DIR CNTRL
3	3336736	3301542	3336736	3301542	1	ARM-FWD/REV PLTD
4	3300526				8	BUMPER-RUBBER 1/4 ID X 1/8 THK
5	3300543				4	SPRING-RETURN
6	3336770	3302357	3317650		1	ROD-DIRECTIONAL CONTROL
	3317674	N/A			1	ROD-DIRECTIONAL CONTROL (PRIOR TO SN 18258089)
7	3336772	3300029			1	ROD-DIRECTIONAL CONTROL
	3300029	N/A			1	ROD-DIRECTIONAL CONTROL (PRIOR TO SN 18258089))
8	3315789				1	WELD-PEDAL FWD/REV
	3344600				1	WELDMENT-PEDAL FWD/REV (FOR CSS82DSLCE, CSS82LPCE, TSS82DSLCE, & TSS82LPCE MODELS ONLY)
9	3300544				1	PAD-FOOT PEDAL
10	3300414				4	BUSHING-PLASTIC MN BRM
11	3400115				1	PIN-CLEVIS 3/8 X 3.00 ZP
12	3305312		3300053		1	WELD-ARM INTERMED
13	3400114				1	PIN-CLEVIS 3/8 X 4.00 ZP
14	3303818				1	BAR-PEDAL HYD SQ SWITCH PLTD
	3344267				1	BAR-PEDAL SWITCH LINK (FOR CSS82DSLCE, CSS82LPCE, TSS82DSLCE, & TSS82LPCE MODELS ONLY)
15	3400068				1	NUT-HEX 3/8-16 ZP
16	3400075				4	NUT-HEX JAM 3/8-24 ZP
17	3300461				3	BALL JOINT-3/8-24 W/DUST COV.
18	3400101				4	WASHER-LOCK 3/8 SPLIT ZP
19	3400067				4	NUT-HEX 3/8-24 ZP
20	3335301				1	BRKT-ADJUSTMENT FWD/REV PLTD
21	3400033				4	SCR-HEX,5/16-18X1.50 ZP
22	3400080				4	NUT-HEX 5/16-18 ES ZP

NOTE: Part numbers that span more than one column apply to the models listed in the headings of the columns.

**DIRECTIONAL CONTROL ASSEMBLY (CONTINUED)**

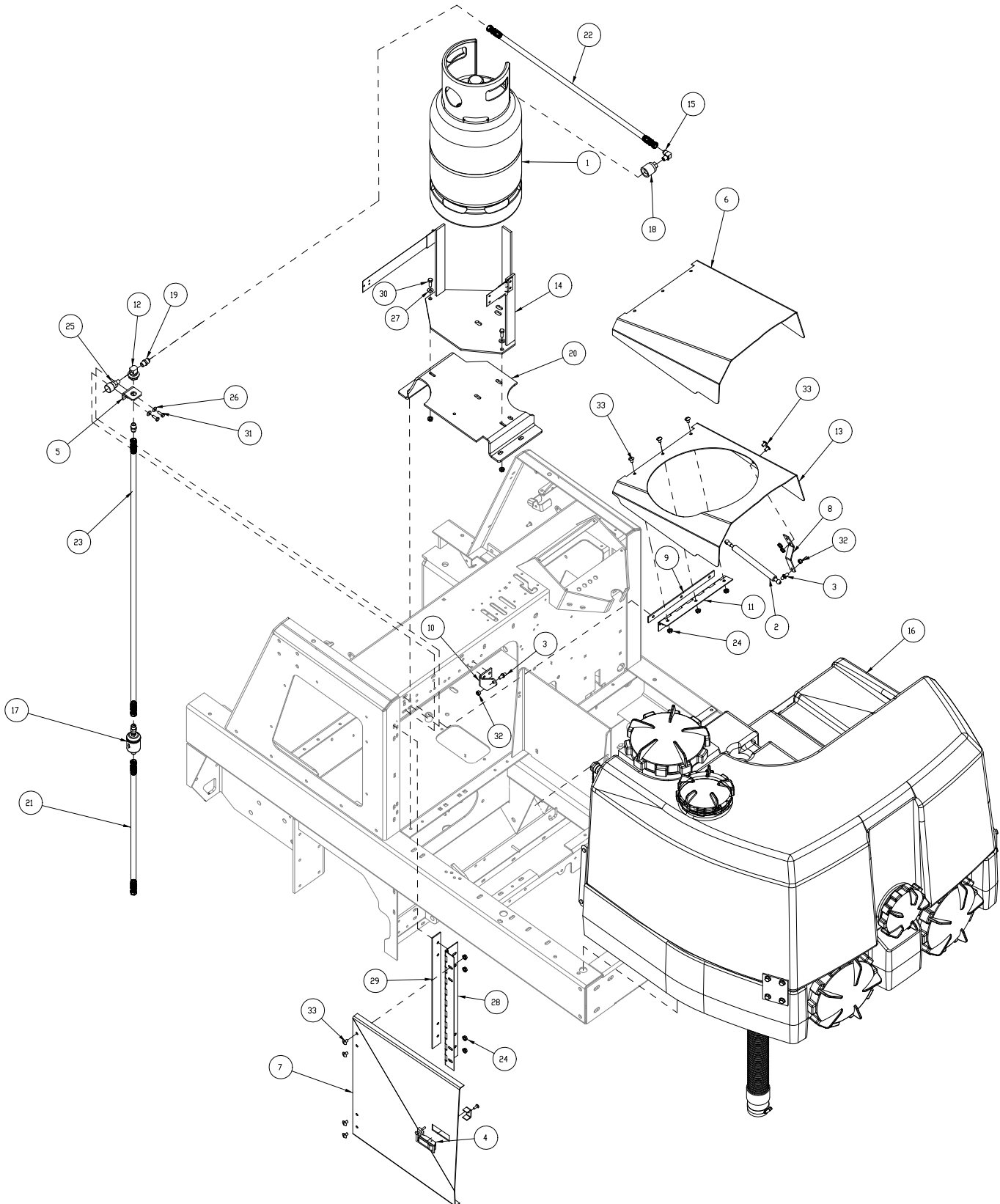


DIRECTIONAL CONTROL ASSEMBLY						
ITEM	PART NO.				QTY	DESCRIPTION
	82 Series		90 Series			
	Lp / Gas	Diesel	Lp / Gas	Diesel		
23	3400027				1	SCR-HEX,3/8-16X1.75 ZP
24	3400079				1	NUT-HEX 3/8-16 ES ZP
25	3400173				1	SCR-HEX,1/4-20X1.75 ZP
26	3400081				2	NUT-HEX 1/4-20 ES ZP
27	3400087				4	WASHER-FLAT 3/8 STANDARD ZP
28	3400149				2	SCR-HEX,1/4-20X1.50 ZP
29	3400089				4	WASHER-FLAT 1/4 STANDARD ZP
30	3303918				2	SPACER-FWD/REV BRKT PLTD
31	3400228				2	SCR-HEX,5/16-24X1.5 ZP FULL TH
32	3400069				2	NUT-HEX 5/16-24 ZP
33	3400036				2	SCR-HEX,5/16-18X0.75 ZP
34	3400102				2	WASHER-LOCK 5/16 SPLIT ZP
35	3400088				1	WASHER-FLAT 5/16 STANDARD ZP
36	3400125				2	PIN-COTTER 3/8 RUE-RING
37	3400070				2	NUT, HEX 5/16-18 ZP
38	3307611				1	WELD-QUICK RELEASE FWD/REV PNTD
39	3307613				1	HANDLE-FWD/REV QUICK RELEASE ZP

NOTE: Part numbers that span more than one column apply to the models listed in the headings of the columns.

**SOLUTION / RECOVERY TANK, LP TANK COMPONENTS, AND COVERS**

NOTE: All models except for CSS82LPCE, TSS82LPCE, & M82LPCE.

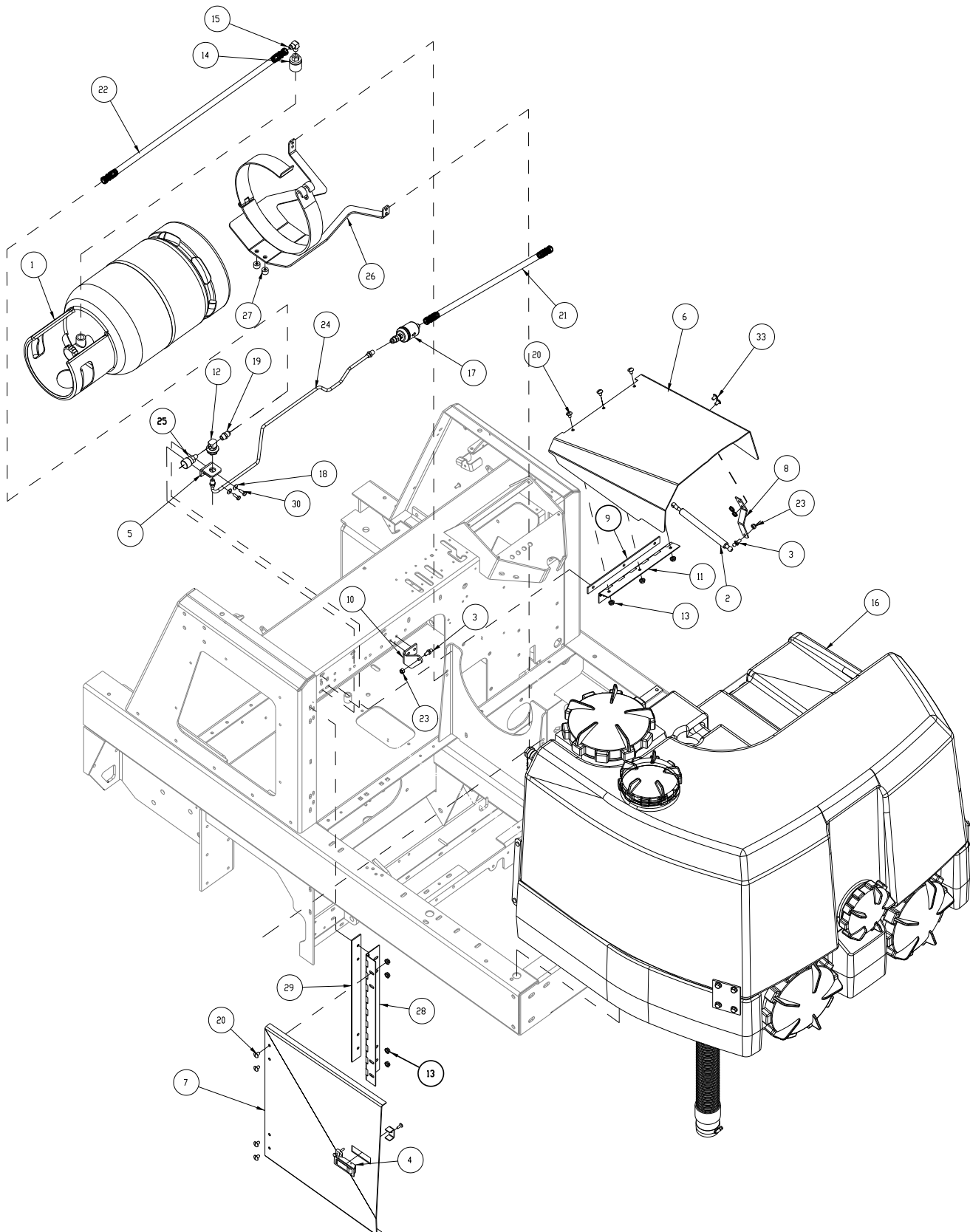


SOLUTION / RECOVERY TANK, LP TANK COMPONENTS, AND COVERS				
ITEM	PART NO.		QTY	DESCRIPTION
	82 Series	90 Series		
1			1	PROPANE TANK
2	3300375		1	GAS SPRING-8" STROKE
3	3300376		2	STUD-BALL 10MM
4	3300380		1	LATCH ASSY.
5	3307934		1	MNT-LPG SAFETY VALVE PNTD
6	3309032	3316659	1	COVER-TOP HORIZONTAL LP, GAS, & DIESEL ORANGE
	3309032BR	3316659BR	1	COVER-TOP HORIZONTAL LP, GAS, & DIESEL BURGUNDY
7	3309033		1	DOOR-SIDE MS HC PLAS ORANGE
	3309033BR		1	DOOR-SIDE MS HC PLAS BURGUNDY
8	3309046		1	MNT-GAS SPRING 82
9	3309047		1	SPACER-TOP COVER HINGE MODEL 82
10	3309048		1	MOUNT-GAS STRUT TSS 82
11	3309088		1	HINGE-TOP COVER 82 PNTD
12	3316511		1	BULKHEAD-62 LP
13	3317918	3316661	1	COVER-TOP VERTICAL LP TANK ORANGE
	3317918BR	331661BR	1	COVER-TOP W/ VERTICAL LP TANK BURGUNDY
14	3329822		1	WELDMENT-LP VERT MS,FS MNT
15	3334037		2	FTG - MALE ELBOW 49 - 6
16	3334898	3334899	1	ASSY-SOL REC TANK SUB 82 ORANGE
	3310026	N/A	1	ASSY SOL/REC TANK SUB LT GRAY
17	3336584		1	FILTER - LPG FUEL
18	3400860		1	FTG-LP TANK CONNECT
19	3342097		2	FTG-SAE 5/8-18 45 DEG FLARE
20	3343562		1	PLT-BASE, FUEL TANK, TSS82/9
21	3343734		1	HOSE-3/8 AR 24.0 JIC 45 ST#6
22	3343735		1	HOSE-3/8 AR 30.5 JIC 45 ST#6
23	3343736		1	HOSE-3/8 AR 50.0 JIC 45 ST#6
24	3400390		11	NUT-FLANGE LOCK 5/16-18
25	3400862		1	VALVE-LP RELIEF VPN 3127L
26	3400383		2	WASHER CONICAL SPRING 1/4
27	3400384		2	WASHER CONICAL SPRING 5/16
28	3344372		1	HINGE-CONT 1" KNUCKLE 20.62" LG
29	3344373		1	PLT-SPACER HINGE
30	3400035		2	SCR-HEX 5/16-18X1.00 ZP
31	3400042		2	SCR-HEX 1/4-20X.75 ZP
32	3400080		2	NUT-HEX 5/16-18 ES ZP
33	3400148		9	SCREW TRUSS HEAD 5/16 -18 X 0.5 SLT ZP

NOTE: Part numbers that span more than one column apply to the models listed in the headings of the columns.

**SOLUTION / RECOVERY TANK, LP TANK COMPONENTS, AND COVERS FOR CE MODELS**

NOTE: For CSS82LPCE, TSS82LPCE, & M82LPCE models only.





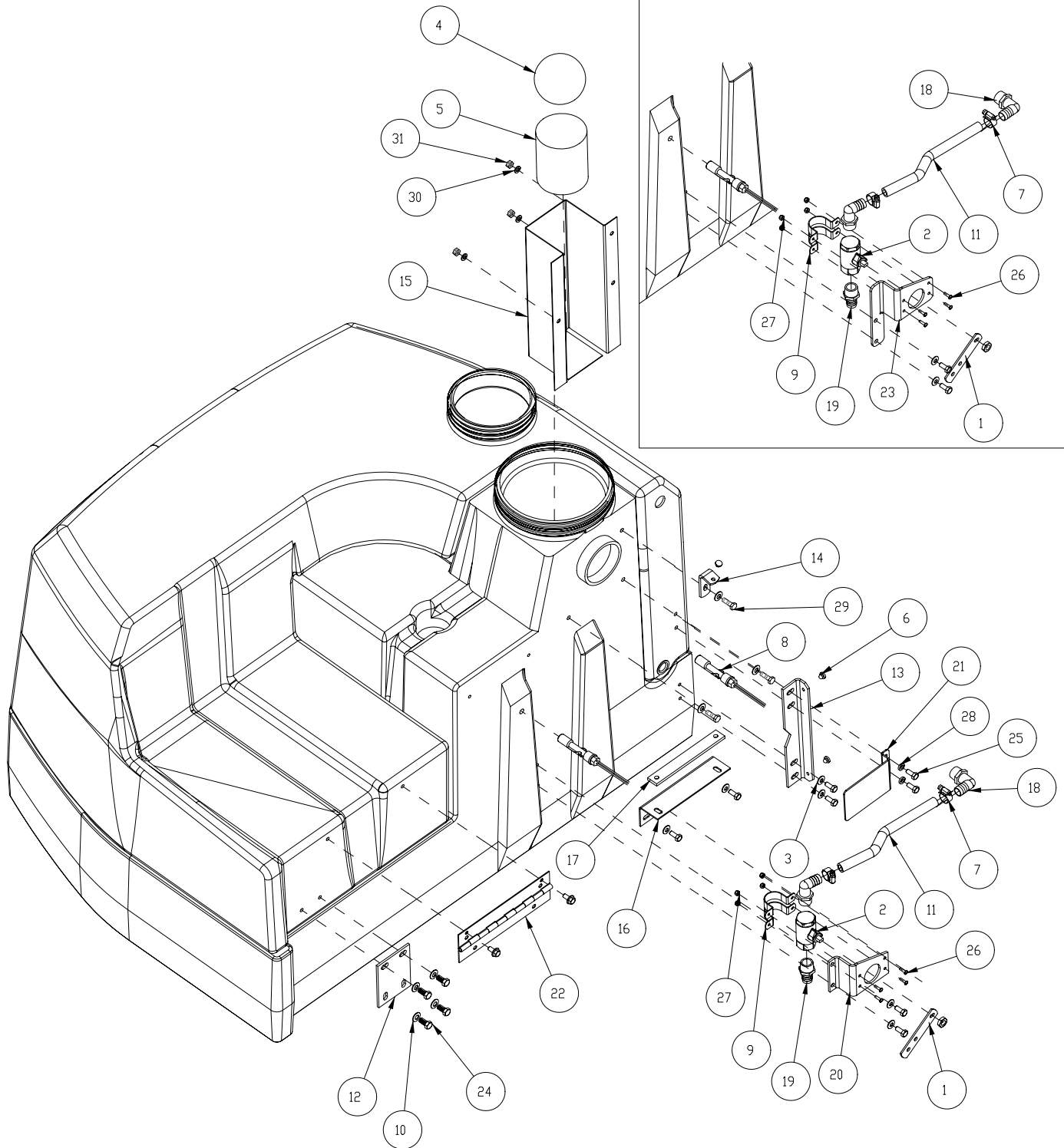
**PARTS BREAKDOWN**

<b>SOLUTION / RECOVERY TANK, LP TANK COMPONENTS, AND COVERS FOR CE MODELS</b>				
<b>ITEM</b>	<b>PART NO.</b>		<b>QTY</b>	<b>DESCRIPTION</b>
	<b>82 Series</b>	<b>90 Series</b>		
1	220400		1	PROPANE TANK, EUROPE (HORIZONTAL MOUNTING)
2	3300375		1	GAS SPRING-8" STROKE
3	3300376		2	STUD-BALL 10MM
4	3300380		1	LATCH ASSY.
5	3307934		1	MNT-LPG SAFETY VALVE PNTD
6	3309032	3316659	1	COVER-TOP HORIZONTAL LP, GAS, & DIESEL ORANGE
7	3309033		1	DOOR-SIDE MS HC PLAS ORANGE
8	3309046		1	MNT-GAS SPRING 82
9	3309047		1	SPACER-TOP COVER HINGE MODEL 82
10	3309048		1	MOUNT-GAS STRUT TSS 82
11	3309088		1	HINGE-TOP COVER 82 PNTD
12	3316511		1	BULKHEAD-62 LP
13	3400390		11	NUT-FLANGE LOCK 5/16-18
14	3400860		1	FTG-LP TANK CONNECT
15	3334037		2	FTG - MALE ELBOW 49 - 6
16	3334898	3334899	1	ASSY-SOL REC TANK SUB 82 ORANGE
17	3336584		1	FILTER - LPG FUEL
18	3400383		2	WASHER CONICAL SPRING 1/4
19	3342097		1	FTG-SAE 5/8-18 45 DEG FLARE
20	3400148		9	SCREW TRUSS HEAD 5/16 -18 X 0.5 SLT ZP
21	3343734		1	HOSE-3/8 AR 24.0 JIC 45 ST#6
22	3343735		1	HOSE-3/8 AR 30.5 JIC 45 ST#6
23	3400080		2	NUT-HEX 5/16-18 ES ZP
24	3344260		1	ASSY-FUEL LINE TUBE 8MM X 1M (FOR CE MODELS ONLY)
25	3400862		1	VALVE-LP RELIEF VPN 3127L
26	3344328		1	WELDMENT-STRAP BOTTLE MNT
27	3344331		2	ISOLATOR-CYL 3/4" X 1/2" FEMALE 1/4-20
28	3344372		1	HINGE-CONT 1" KNUCKLE 20.62" LG (FOR CE MODELS ONLY)
29	3344373		1	PLT-SPACER HINGE
30	3400042		2	SCR-HEX 1/4-20X.75 ZP

NOTE: Part numbers that span more than one column apply to the models listed in the headings of the columns.

**SOLUTION / RECOVERY TANK ASSEMBLY PART 1**

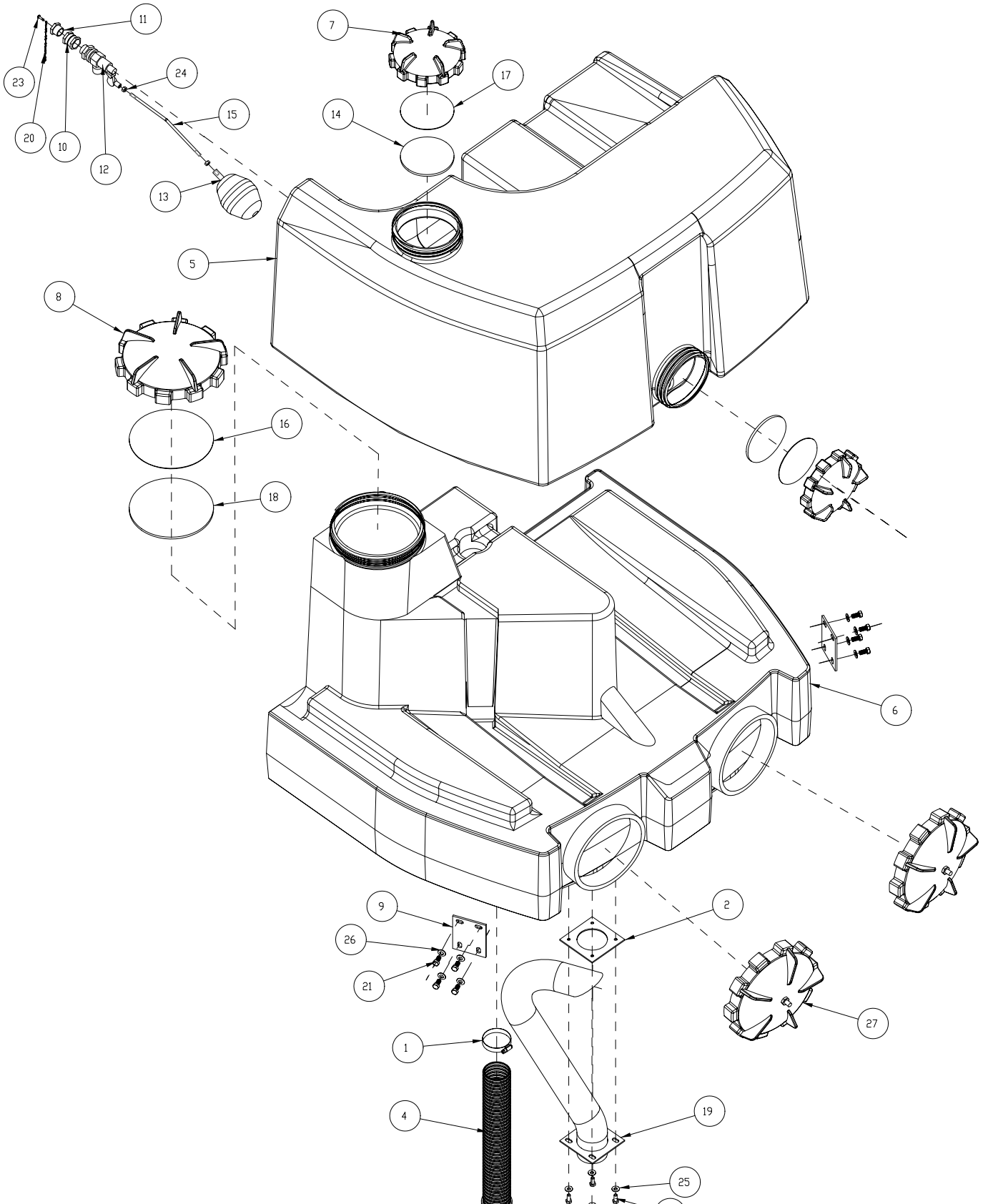
FOR TSS82LPCE, TSS82DSLCE, CSS82LPCE  
CSS82DSLCE, & M82LPCE MODELS ONLY





SOLUTION / RECOVERY TANK ASSEMBLY PART 1			
ITEM	PART NO.	QTY	DESCRIPTION
1	3300027	1	ARM-SOLUTION VALVE PLTD
2	3300330	1	VALVE-TWO WAY BALL SOLUTION
3	3400384	8	WASHER CONICAL SPRING 5/16
4	3300452	1	BALL-PLASTIC
5	3300458	1	FLOAT-TANK MACHINE
6	3300526	3	BUMPER - 1/4 ID X 1/8 THK
7	3302144	2	CLAMP-HOSE 1/2
8	3302737	2	SWITCH-FLOAT LS7 POLYPROPYLENE
9	3302951	2	CLAMP-TUBE 1.5 DIA.
10	3400385	7	WASHER CONICAL SPRING 3/8
11	3500131	1	TUBE-PVC 3/4 ID X 1/8 WA-CLEAR
12	3309024	1	PLT-RETAINER SOL-REC TANK PNTD
13	3309026	1	PLATE-STOP SIDE DOOR 82 HC
14	3309035	1	BRACKET-TOP COVER STOP-82
15	3309038	1	CAGE-BALL FLOAT 82
16	3309042	1	ANGLE-CONSOLE TO TANK MNT
17	3309043	1	SPACER-TANK CONSOLE MNT
18	3309051	2	FTG-3/4 90 DEG HOSE BARB
19	3309073	1	FTG-3/4 MPT X 3/4 HB
20	3309076	1	MOUNT-SOLUTION VALVE
21	3317688	1	GUARD-SWITCH VERT LP
22	3335033	1	HINGE-UNIVERSAL SEAT MNT
23	3344426	1	PLT - SOLUTION VALVE MNT
24	3400032	4	SCR-HEX 3/8-16X.75 ZP
25	3400036	10	BOLT-HH 5/16-18X3/4
26	3400045	4	SCR-8-32 X 5/8 PAN HD SLT ZP
27	3400082	4	NUT-HEX #8-32 ES ZP
28	3400102	2	WSR-LOCK 5/16, ZP
29	3400318	3	BLT-HH 5/16-18 X 1.0 SS
30	3400319	3	WASHER-LOCK .322ID X .58OD X .078TK
31	3400320	3	NUT-HEX 5/16-18 SS

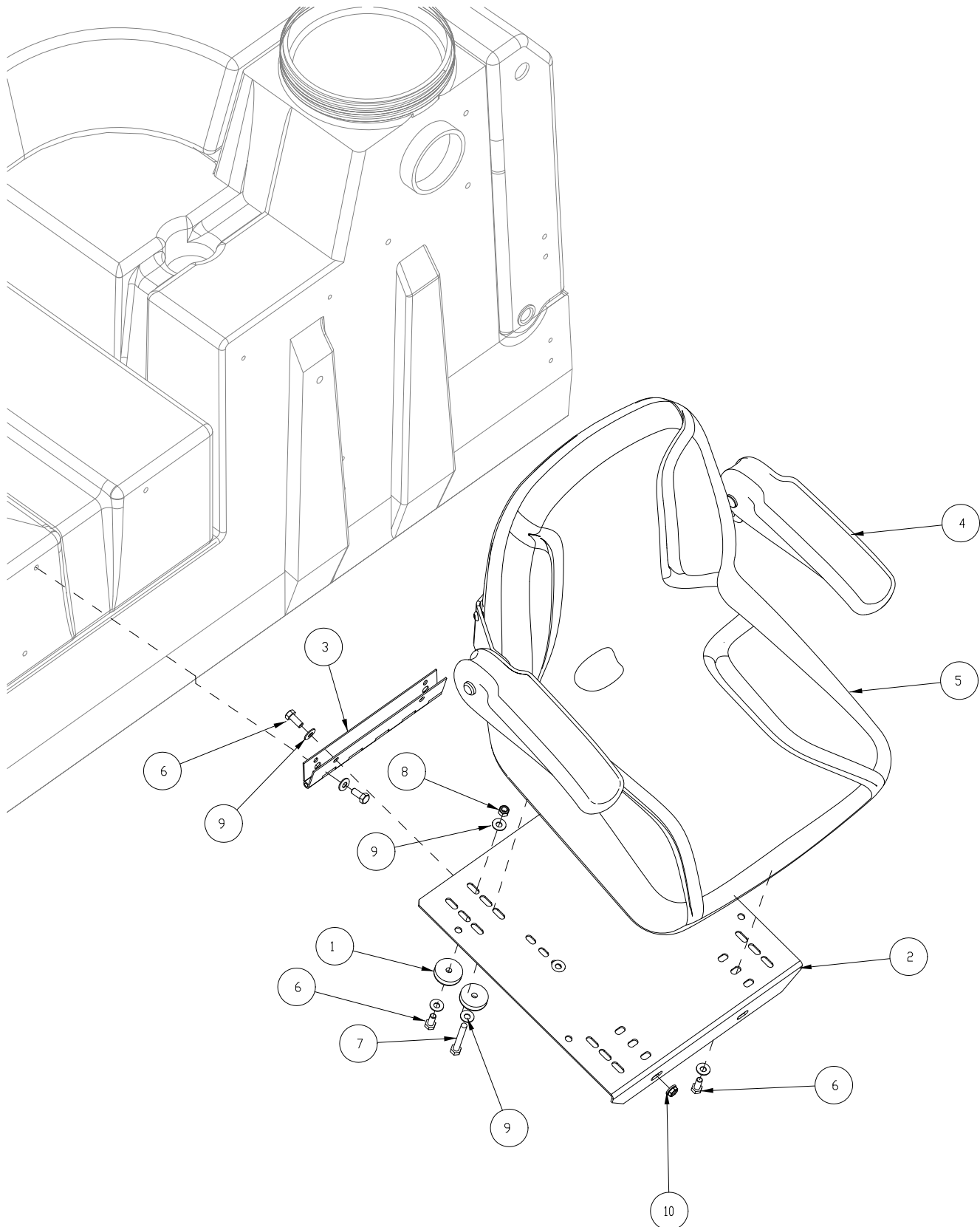
**SOLUTION / RECOVERY TANK ASSEMBLY PART 2**



SOLUTION / RECOVERY TANK ASSEMBLY PART 2				
ITEM	PART NO.		QTY	DESCRIPTION
	82 Series	90 Series		
1	3300336		1	CLAMP-HOSE 2.5 SS
2	3300405		1	GASKET-SUCTION TUBE
3	3300451		1	PLUG-ADJ DRAIN HOSE
4	3302480		1	SUB-DRAIN HOSE ASSY
5	3309001	3321348	1	TANK-SOLUTION, PLASTIC LT GRAY
	3309001HK	3321348HK	1	TANK-SOLUTION, PLASTIC ORANGE
	3309001BR	3321348BR	1	TANK-SOLUTION, PLASTIC BURGUNDY
6	3309002	3321349	1	TANK-RECOVERY, PLASTIC MS LT. GRAY
	3309002HK	3321349HK	1	TANK-RECOVERY, PLASTIC ORANGE
	3309002BR	3321349BR	1	TANK-RECOVERY, PLASTIC BURGUNDY
7	3309006		2	CAP-TANK 6" DIA BLACK
8	3309009		1	CAP-TANK 9" DIA, BLACK
9	3309024		2	PLT-RETAINER SOL-REC TANK PNTD
10	3309040	N/A	1	FTG-ADAP WATER HOSE
11	3309060	N/A	1	FTG-PLUG NYLON 3/4 MP
12	3309066	N/A	1	VALVE-FLOAT SHUTOFF
13	3309067	N/A	1	FLOAT-SHUTOFF
14	3309070		2	GASKET - 6" PLASTIC CAP
15	3309072	N/A	1	STEM-FLOAT
16	3309098		3	PLATE-BACKING 9" CAP
17	3309099		2	PLATE-BACKING FOR 6" CAP
18	3315258		3	GASKET - 9" PLASTIC CAP
19	3317926	3316718	1	SUCTION TUBE-PLAS TANK MS
20	3319319	N/A	1	CHAIN-TANK PLUG
21	3400032		8	SCR-HEX 3/8-16X.75 ZP
22	3400036		4	BOLT-HH 5/16-18X3/4
23	3400045	N/A	1	SCR-8-32 X 5/8 PAN HD SLT ZP
24	3400198	N/A	2	NUT-HEX 1/4-20 ZP
25	3400384		4	WASHER CONICAL SPRING 5/16
26	3400385		8	WASHER CONICAL SPRING 3/8
27	3336811		2	ASSY- CAP, SOL / REC, 9"

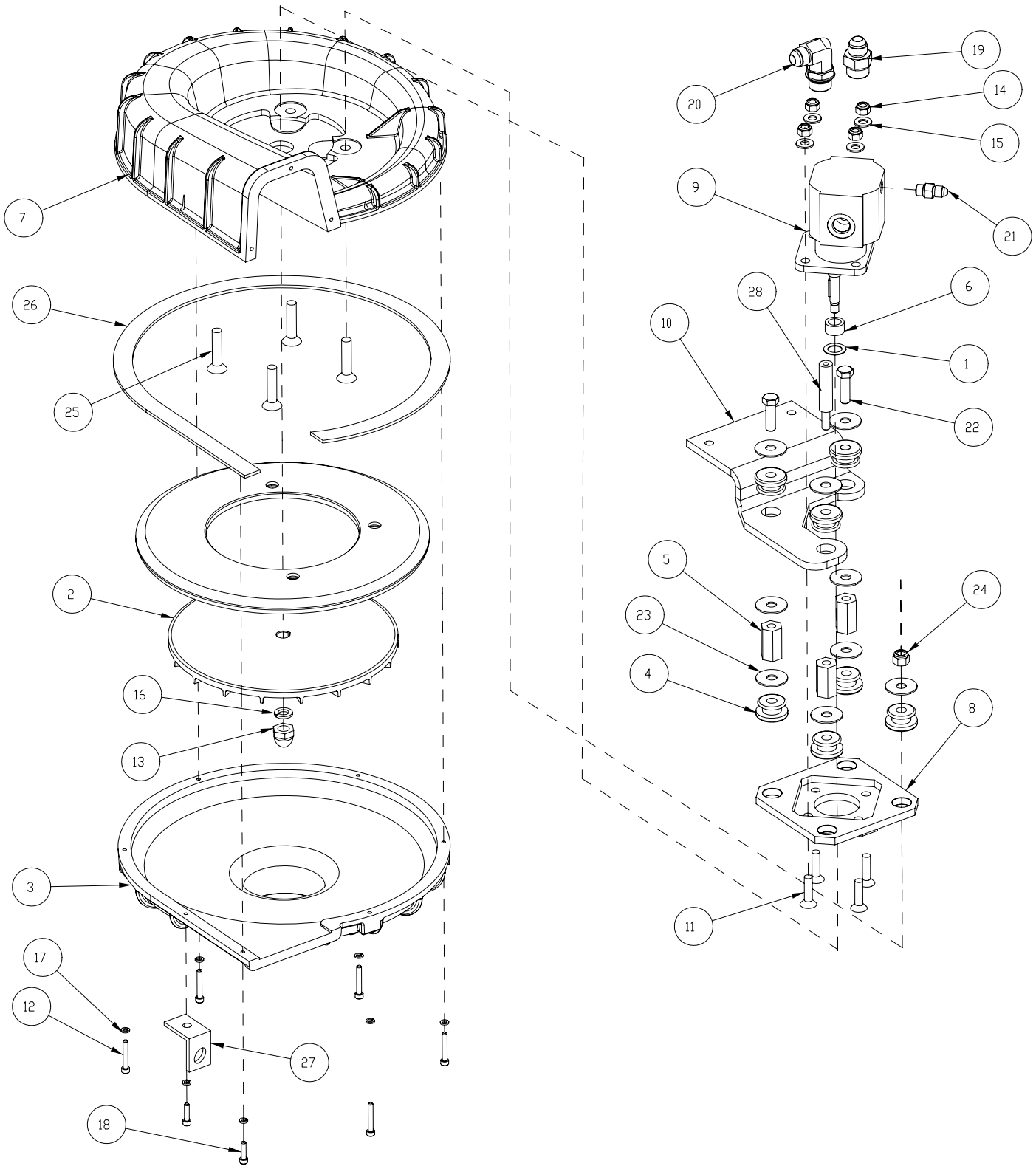
NOTE: Part numbers that span more than one column apply to the models listed in the headings of the columns.

**SEAT ASSEMBLY**



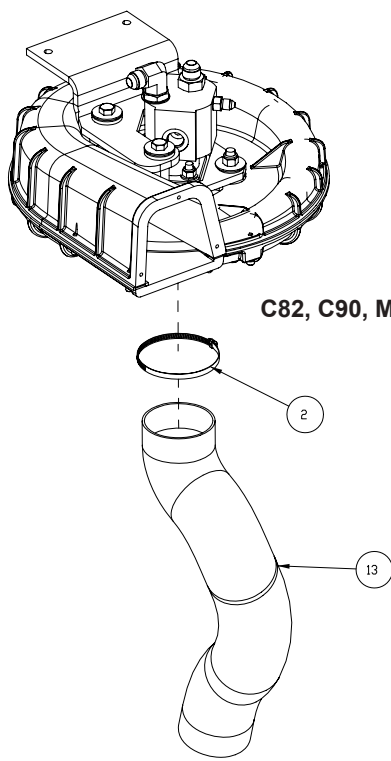
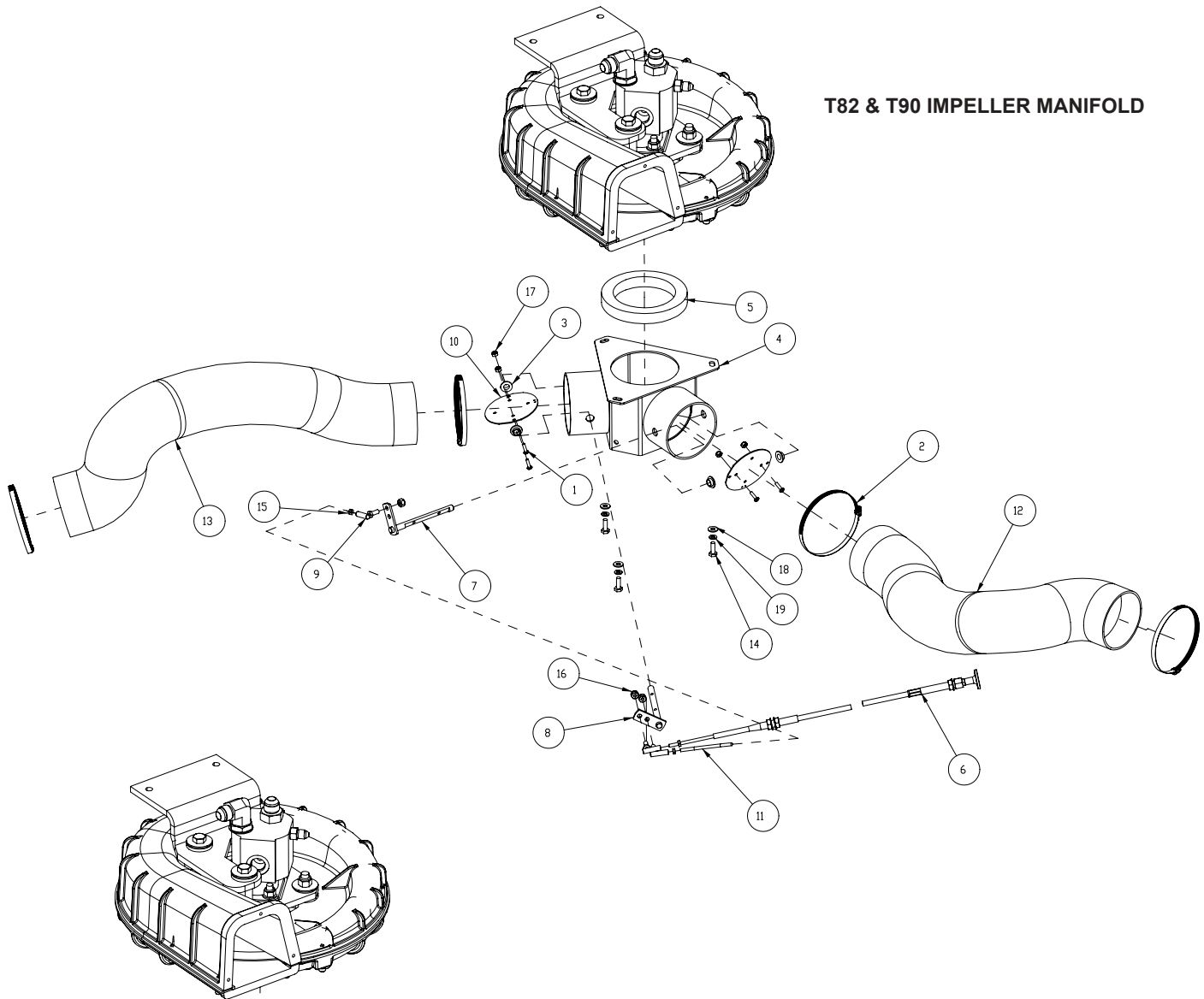
SEAT ASSEMBLY			
ITEM	PART NO.	QTY	DESCRIPTION
1	3302482	4	BUMPER-SEAT MOUNT
2	3309027	1	MNT-SEAT UNIVERSAL 82 PNTD
3	3309028	1	HINGE-SEAT MNT UNIV 82 PNTD
4	3315245	1	ARMREST KIT-THREE HOLE
	3344488	1	ARMREST KIT,F65/270,LH & RH (FOR 334473 SEAT ONLY)
5	3316892	1	SEAT-MICHIGAN V-818
	3300406	1	SEAT - GRAMMER (OPTIONAL)
	3342103	1	SEAT - GRAMMER WITH SEAT BELT (OPTIONAL)
	3344473	1	ASSY - GAMMER SEAT WITH SWITCH AND ARMRESTS (FOR TSS82DSLCE, TSS82LPCE, CSS82DSLCE AND CSS82LPCE) MODELS ONLY) (INCLUDES ITEM 4 AND 12)
6	3400036	6	SCR-HEX,5/16-18X0.75 ZP
7	3400038	4	SCR-HEX,5/16-18X2.25 ZP
8	3400080	4	NUT-HEX 5/16-18 ES ZP
9	3400384	14	WASHER-CONICAL SPRING 5/16
10	3400390	2	NUT-FLANGE LOCK 5/16-18
11	3303983	1	SEAT BELT (OPTIONAL) (NOT SHOWN)
12	3344472	1	SWITCH KIT, BERNSTEIN W/ HDWR (NOT SHOWN)

**IMPELLER ASSEMBLY - HORIZONTAL MOUNTING**



IMPELLER ASSEMBLY - HORIZONTAL MOUNTING			
ITEM	PART NO.	QTY	DESCRIPTION
1	711594	1	WSR-FLAT .56 X .88 X .03
2	3300133	1	IMPELLER, BALANCED
3	3300139	1	SHROUD - IMPELLER, OUTER
4	3300465	7	MOUNT-ISO IMP MNT
5	3306826	3	STAND/OFF-3/8-24 X 1.38 P
6	3306827	1	SPACER-HYD IMPELLER
7	3306841	1	WELD - SHROUD INNER
8	3307152	1	WELD-MOTOR MNT IMP
9	3306738	1	MOTOR - HYD. IMPELLER SCRUBBER
10	3317638	1	MOUNT-IMPELLER MS LP
11	3400016	4	SCREW-FLAT HEAD 5/16-18 X
12	3400050	5	SCR-SOC, 10-24 X 1.25 ZP
13	3400062	1	NUT-ACORN 1/2-20 ZP
14	3400080	4	NUT-HEX 5/16-18 ES ZP
15	3400088	4	WASHER 5/16 ID .688 OD X
16	3400098	1	WSR-LOCK 1/2, ZP
17	3400104	7	WASHER-LOCK # 10 SPLIT ZP
18	3400147	2	SCR-SOC, 10-24 X .75 ZP
19	3400151	1	FTG-7/8-14 STOR TO 3/4-16
20	3400155	1	FTG-90 EL 8JIC X 10MORB
21	3400212	1	FTG-4MORB X 4JIC
22	3400262	3	SCREW-HEX,3/8-24X1.25 ZP
23	3400278	9	WASHER-FENDER 3/8 ZP
24	3400342	1	NUT-HEX 3/8-24 ES ZP
25	3400381	4	SCREW-FLAT HEAD 3/8-24 X
26	3500246	1	GASKET-OPEN CELL 1/8 THK
27	3301622	1	RETAINER-IMPELLER CABLE PLTD
28	3317689	1	MNT-PIN LP BASE

**IMPELLER MANIFOLD AND HOSES - HORIZONTAL MOUNTING**

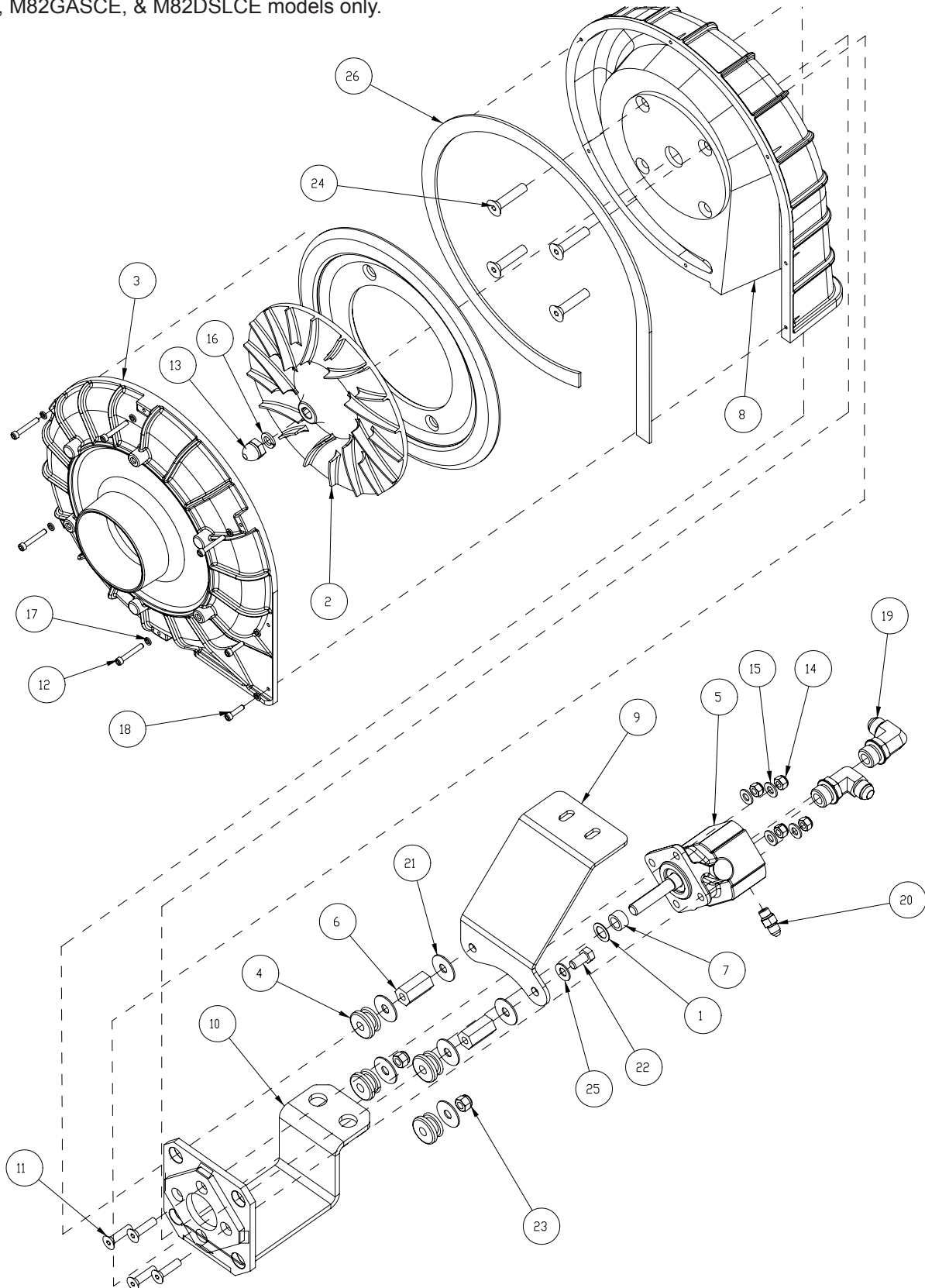




IMPELLER MANIFOLD AND HOSES - HORIZONTAL MOUNTING			
ITEM	PART NO.	QTY	DESCRIPTION
1	710230	4	SCR-MC 8-32 X .62 ST PL
2	3300351	5	HOSE CLAMP 4 1/2
3	3300414	4	BUSHING-FLNG 3/8 NYLON
4	3301223	1	WELD-IMPELLER MANIFOLD
5	3301383	1	WD---WD---SIDE-WD IMP MANIFOLD
6	3301427	1	CABLE-IMPELLER STOP
7	3301434	1	WELD-SHUTOFF ROD, IMP, SQ
8	3301455	1	WELD-SHUTOFF ROD, IMP, SQ
9	3301459	3	BALL JOINT ASSY- 1/4-28 STUD X 1
10	3301498	2	PLATE-WD IMP MANIFOLD
11	3301626	1	ROD-IMPELLER SHUTOFF PLTD
12	3304511	1	HOSE-IMPELLER 3.50 ID W/ TAPERED
13	3315664	2	HOSE-IMPELLER 3.50 ID W/ TAPERED
14	3400042	3	SCR-HEX 1/4-20X.75 ZP
15	3400072	2	NUT-HEX # 10-32 ZP
16	3400081	3	NUT-HEX 1/4-20 ES ZP
17	3400082	4	NUT-HEX #8-32 ES ZP
18	3400089	3	WASHER 1/4 ID .63 OD X .065 THK
19	3400103	3	WASHER-LOCK 1/4 SPLIT ZP

**IMPELLER ASSEMBLY - VERTICAL MOUNTING**

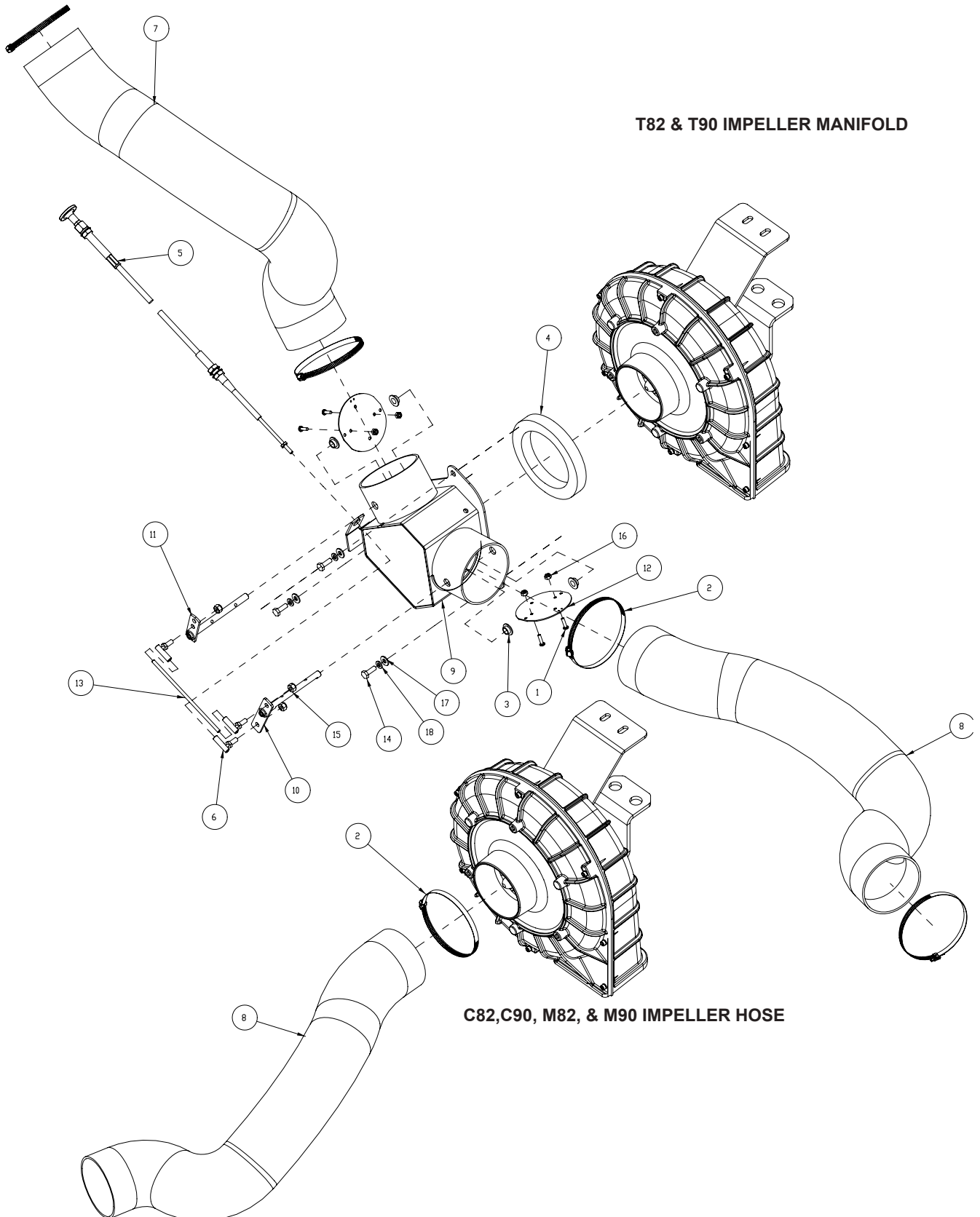
NOTE: For CSS82LPCE, CSS82DSLCE, TSS82DSLCE, TSS82LPCE, M82LPCE, M82GASCE, & M82DSLCE models only.



IMPELLER ASSEMBLY - VERTICAL MOUNTING			
ITEM	PART NO.	QTY	DESCRIPTION
1	711594	1	WSR-FLAT .56 X .88 X .03
2	3300133	1	IMPELLER, BALANCED
3	3300139	1	SHROUD - IMPELLER, OUTER FINIS
4	3300465	4	MOUNT-ISO IMP MNT
5	3306738	1	MOTOR - HYD. IMPELLER SCRUBBER
6	3306826	2	STAND/OFF-3/8-24 X 1.38 PNTD
7	3306827	1	SPACER-HYD IMPELLER
8	3306841	1	WELD - SHROUD INNER
9	3344367	1	PLT- UPPER IMPELLAR MNT
10	3344369	1	WELDMENT-MOTOR MNT IMP
11	3400016	4	SCREW-FLAT HEAD 5/16-18 X 1.25
12	3400050	5	SCR-SOC, 10-24 X 1.25 ZP
13	3400062	1	NUT-ACORN 1/2-20 ZP
14	3400080	4	NUT-HEX 5/16-18 ES ZP
15	3400088	4	WASHER 5/16 ID .688 OD X .065
16	3400098	1	WSR-LOCK 1/2, ZP
17	3400104	7	WASHER-LOCK # 10 SPLIT ZP
18	3400147	2	SCR-SOC, 10-24 X .75 ZP
19	3400155	2	FTG-90 EL 8JIC X 10MORB
20	3400212	1	FTG-4MORB X 4JIC
21	3400278	6	WASHER-FENDER 3/8 ZP
22	3400307	2	SCR-HEX,3/8-24X0.75 ZP
23	3400342	2	NUT-HEX 3/8-24 ES ZP
24	3400381	4	SCREW-FLAT HEAD 3/8-24 X 1.75,
25	3400385	2	WASHER CONICAL SPRING 3/8
26	3500246	1	GASKET-OPEN CELL 1/8 THK X 3/4
NOTE: For CSS82LPCE, CSS82DSLCE, TSS82DSLCE, and TSS82LPCE models only.			

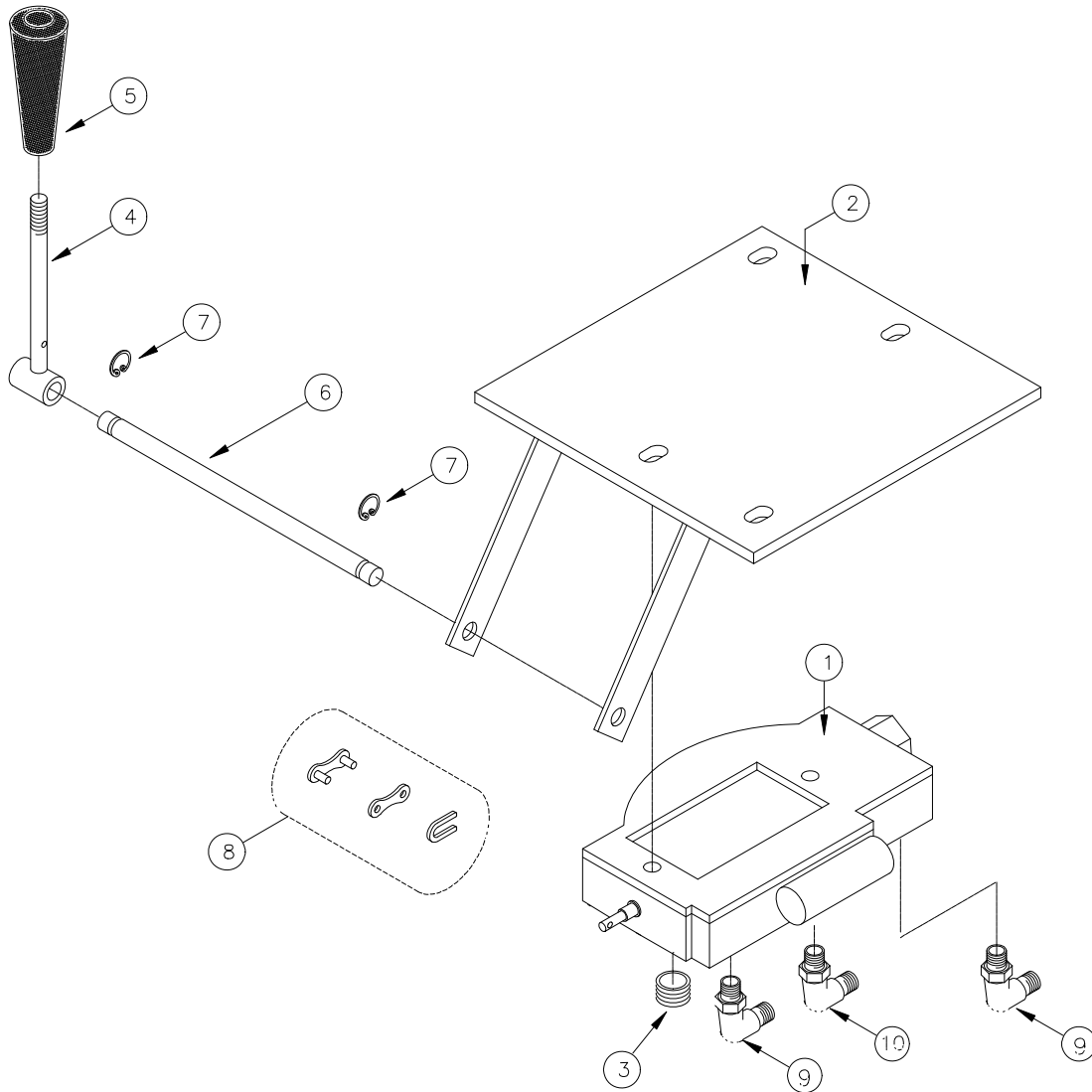
**IMPELLER MANIFOLD AND HOSES - VERTICAL MOUNTING**

NOTE: For CSS82LPCE, CSS82DSLCE, TSS82DSLCE, and TSS82LPCE models only.



IMPELLER MANIFOLD AND HOSES - VERTICAL MOUNTING			
ITEM	PART NO.	QTY	DESCRIPTION
1	710230	4	SCR-MC 8-32 X .62 ST PL
2	3300351	5	HOSE CLAMP 4 1/2
3	3300414	4	BUSHING-FLNG 3/8 NYLON
4	3301383	1	WD---WD---SIDE-WD IMP MANIFOLD
5	3301427	1	CABLE-IMPELLER STOP
6	3301459	3	BALL JOINT ASSY- 1/4-28 STUD X 1
7	3304511	1	HOSE-IMPELLER 3.50 ID W/ TAPERED
8	3315664	2	HOSE-IMPELLER 3.50 ID W/ TAPERED
9	3336791	1	WELDMENT-IMPELLER MANIFOLD
10	3336795	1	WELDMENT-SHUTOFF ROD, IMP, DUST
11	3336796	1	WELDMENT-SHUTOFF ROD, IMP, SQ
12	3337463	2	PLATE-WD IMP MANIFOLD
13	3344422	1	ROD-THRD 10-32 X 6.00 LG
14	3400042	3	SCR-HEX 1/4-20X.75 ZP
15	3400081	3	NUT-HEX 1/4-20 ES ZP
16	3400082	4	NUT-HEX #8-32 ES ZP
17	3400089	3	WASHER 1/4 ID .63 OD X .065 THK
18	3400103	3	WASHER-LOCK 1/4 SPLIT ZP
NOTE: For CSS82LPCE, CSS82DSLCE, TSS82DSLCE, and TSS82LPCE models only.			

**IMPELLER CONTROL VALVE SINGLE SPOOL**



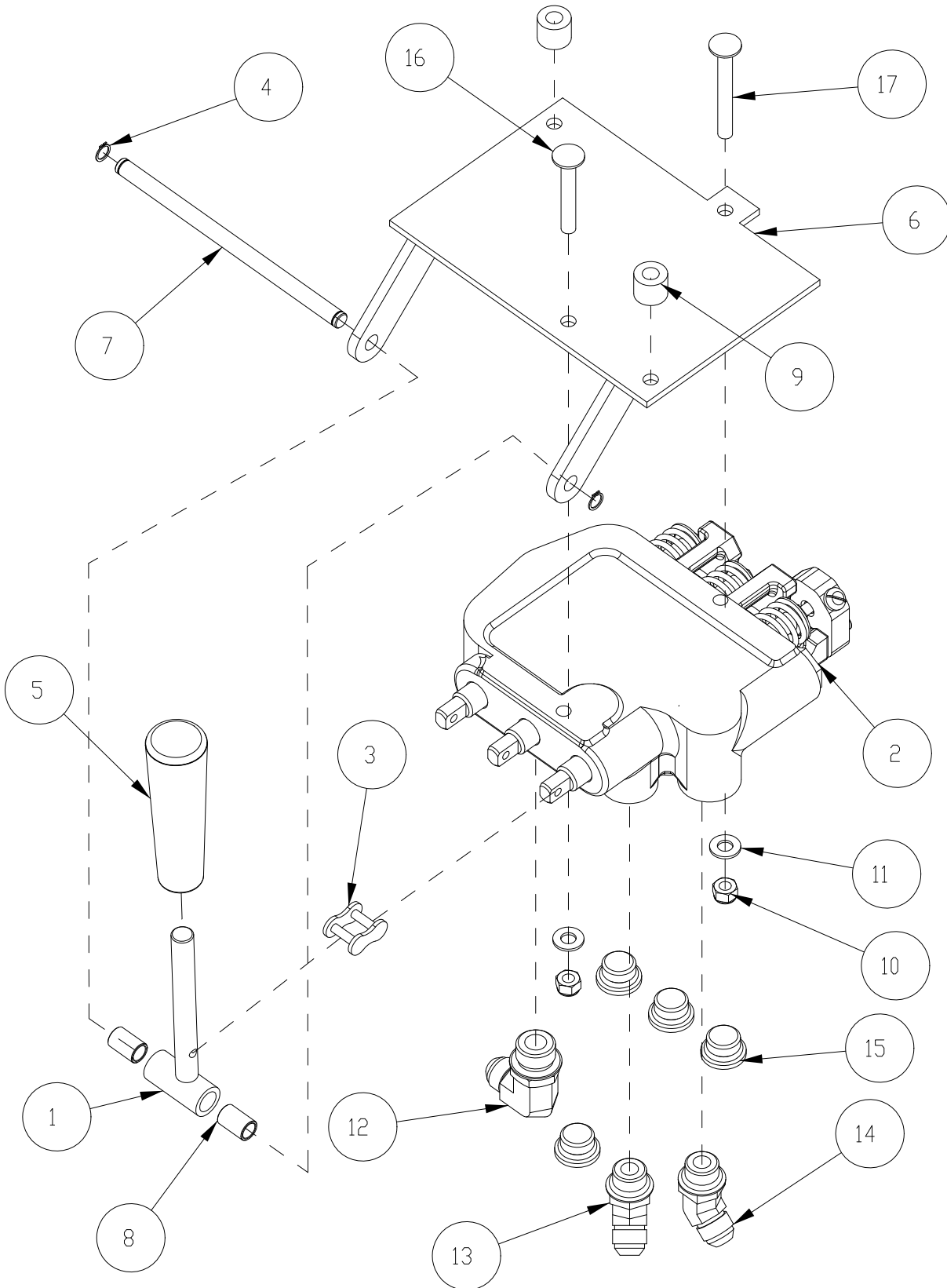
IMPELLER CONTROL VALVE SINGLE SPOOL			
ITEM	PART NO.	QTY	DESCRIPTION
1	3317238	1	VALVE CONTROL-1 SPOOL
2	3317237	1	WELD-MOUNT VALVE PNTD
3	3400164	1	PLUG
4	3300070	1	WELD-LEVER PLTD
5	3300558	1	KNOB-TAPERED #145 BLACK
6	3317236	1	ROD-PIVOT CONTROL VALVE PLTD
7	3300548	2	RING-RET EXT .38
8	3300547	1	ASSY-CONNECTING LINK SET
9	3400155	2	FTG-90 7/8-14 TO #8
10	3400154	1	FTG-90 3/4-16 TO #8
*	3317234	1	SUB ASSEMBLY ITEMS 1-10





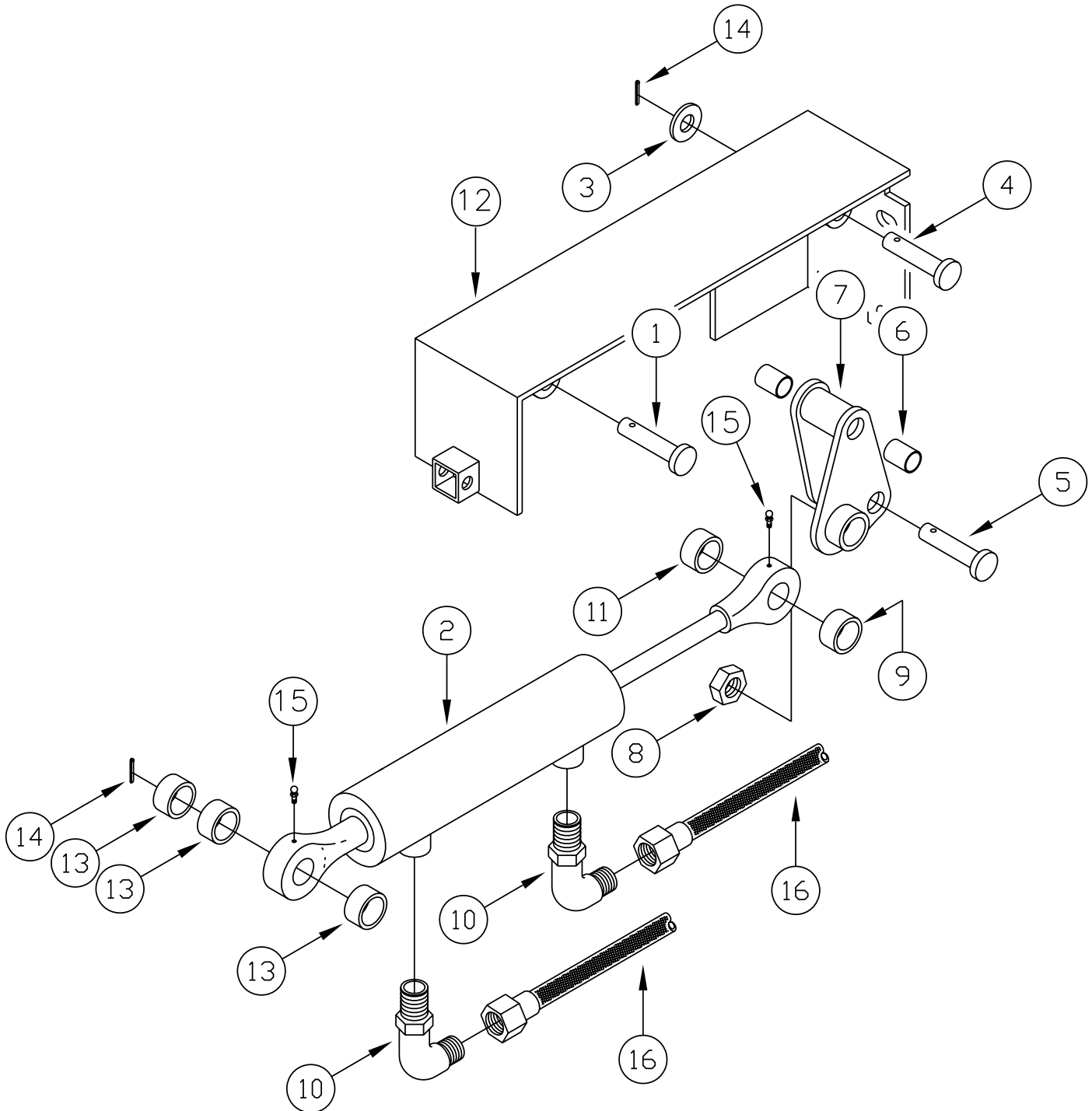
HYDRAULIC VALVE ASSEMBLY THREE SPOOL - T82 AND T90			
ITEM	PART NO.	QTY	DESCRIPTION
1	3300070	3	LEVER PLTD
2	3300357	1	VALVE CONTROL-3 SPOOL
3	3300547	3	ASSY-CONNECTING LINK SET
4	3300548	2	3/8" RETAINING RING
5	3300558	3	KNOB-TAPERED #145 BLACK
6	3300743	1	MNT-VALVE PNTD
7	3300884	1	ROD - PIVOT CONTROL VAVLE PLTD
8	3301685	3	ORIFICE-BRASS, #323, .031" DIA, "R", 3/4-16 THD, HYDRAULIC
9	3303996	6	BEARING - PLASTIC 1/2" O.D. X
10	3305285	2	SPACER-CONTROL VALVE TYA PLTD
11	3400080	2	NUT-HEX 5/16-18 ES ZP
12	3400088	2	WASHER 5/16 ID .688 OD X .065
13	3400150	3	FTG-ADAPTER STRAIGHT 4MJIC X 8
14	3400155	1	FTG-90 EL 8JIC X 10MORB
15	3400157	1	FTG-45 3/4-16 TO #8
16	3400158	1	FTG-45 3/4-16 TO #8
17	3400163	1	FTG-TEE OFFSET 3/4-16 TO #8
18	3400368	1	SCR - CAR, 5/16-18X2.25 ZP
19	3400369	1	SCR - CAR, 5/16-18X2.75 ZP
20	3342546	1	SWITCH-WHISKER
21	3344294	1	WELDMENT-LEVER SPOOL BROOMS
22	3344295	1	PLT-SWITCH MNT

**HYDRAULIC VALVE ASSEMBLY THREE SPOOL - C82, C90, M82, & M90**



HYDRAULIC VALVE ASSEMBLY THREE SPOOL - C82, C90, M82, & M90			
ITEM	PART NO.	QTY	DESCRIPTION
1	3300070	1	LEVER PLTD
2	3300357	1	VALVE CONTROL-3 SPOOL
3	3300547	1	ASSY-CONNECTING LINK SET
4	3300548	2	3/8" RETAINING RING
5	3300558	1	KNOB-TAPERED #145 BLACK
6	3300743	1	MNT-VALVE PNTD
7	3300884	1	ROD - PIVOT CONTROL VAVLE PLTD
8	3303996	2	BEARING - PLASTIC 1/2" O.D. X 3/8" ID X .75 LG
9	3305285	2	SPACER-CONTROL VALVE TYA PLTD
10	3400080	2	NUT-HEX 5/16-18 ES ZP
11	3400088	2	WASHER 5/16 ID .688 OD X .065 THK
12	3400155	1	FTG-90 EL 8JIC X 10MORB
13	3400157	1	FTG-45 3/4-16 TO #8
14	3400158	1	FTG-45 3/4-16 TO #8
15	3400164	4	FTG-PLUG 3/4-16 O-RING
16	3400368	1	SCR - CAR, 5/16-18X2.25 ZP
17	3400369	1	SCR - CAR, 5/16-18X2.75 ZP

**POWER STEERING ASSEMBLY**



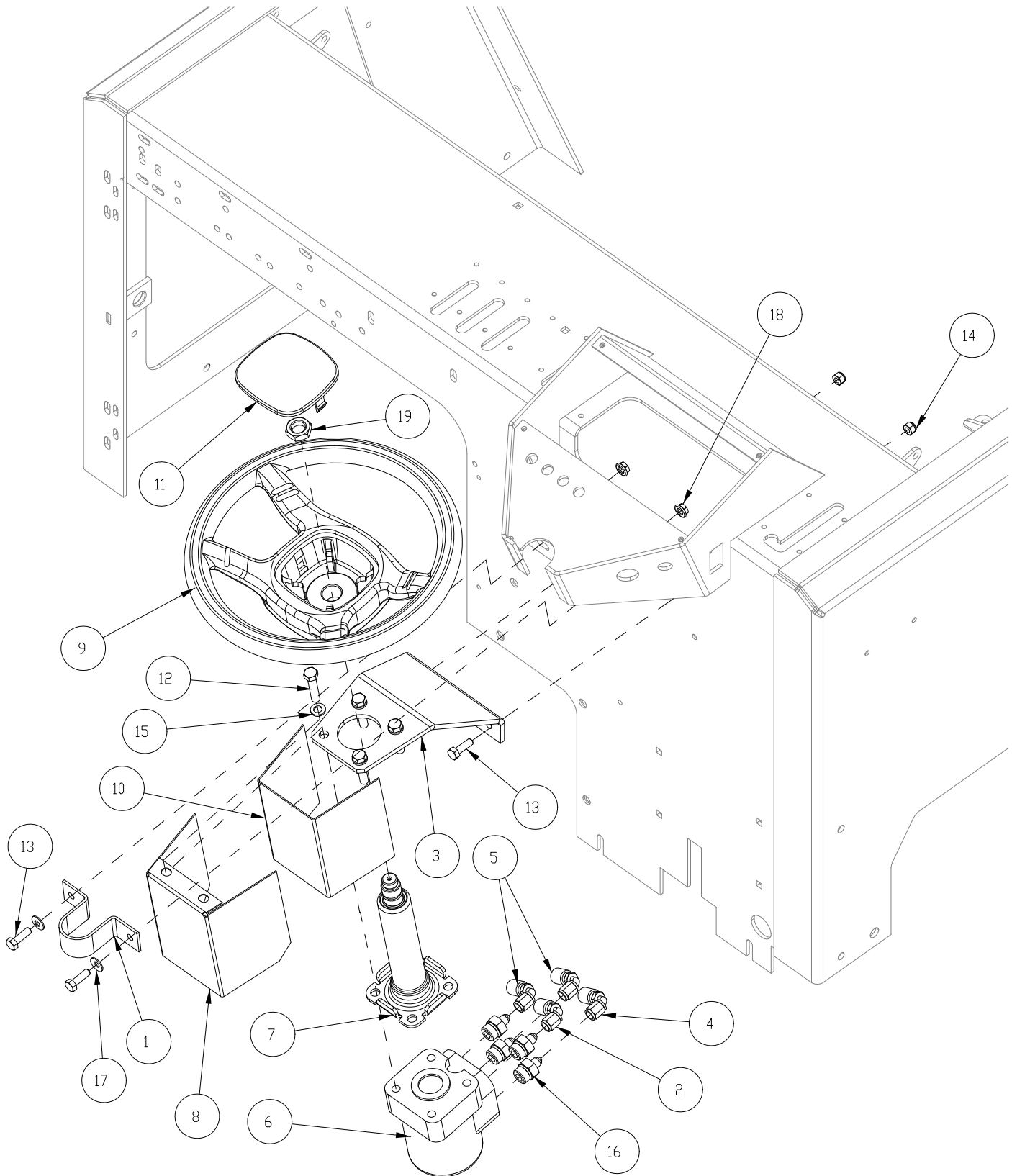
**PARTS BREAKDOWN**



POWER STEERING ASSEMBLY				
ITEM	PART NO.		QTY	DESCRIPTION
	82 Series	90 Series		
1	3400439		1	PIN—CLEVIE 3/4 DIA X 2.0 LONG
2	3307311		1	CYLINDER-STEERING ARMA & POWER
3	3301416		1	SPACER-LIFT CYL CLEVIS PLTD
4	3400437		1	PIN-CLEVIS 1" DIA X 4.50 LONG
5	3400438		1	PIN-CLEVIS 3/4" DIA X 3.50 LG
6	3300552		2	BEARING-1 ID X 1.124 OD X 1.5
7	3306937		1	WELD-IDLER ARM PWR STG
8	3400188		1	NUT-HEX JAM 1/2-20 ES
9	3306921		1	SPACER-P.S. CYL FRT THK PLTD
10	3400152		2	FTG-90 1/2-20 TO #5
11	3306922		1	SPACER-P.S. CYL FRT THIN PLTD
12	3316768	3324192	1	WELD-CYL/ACT MNT
13	3311012		3	WASHER-HD SPACER SEC LIFT ARM
14	3400661		5	PIN-COTTER 3/4 RUE-RING
15	3400012		2	FTG -GREASE 3/16
16	3336016		2	HOSE-1/4 AR 56 ST#5 90°S#4
*	3309489	3309488	1	SUB ASSY-PWRST (INCLUDES ITEMS 1 THROUGH 15)

NOTE: Part numbers that span more than one column apply to the models listed in the headings of the columns.

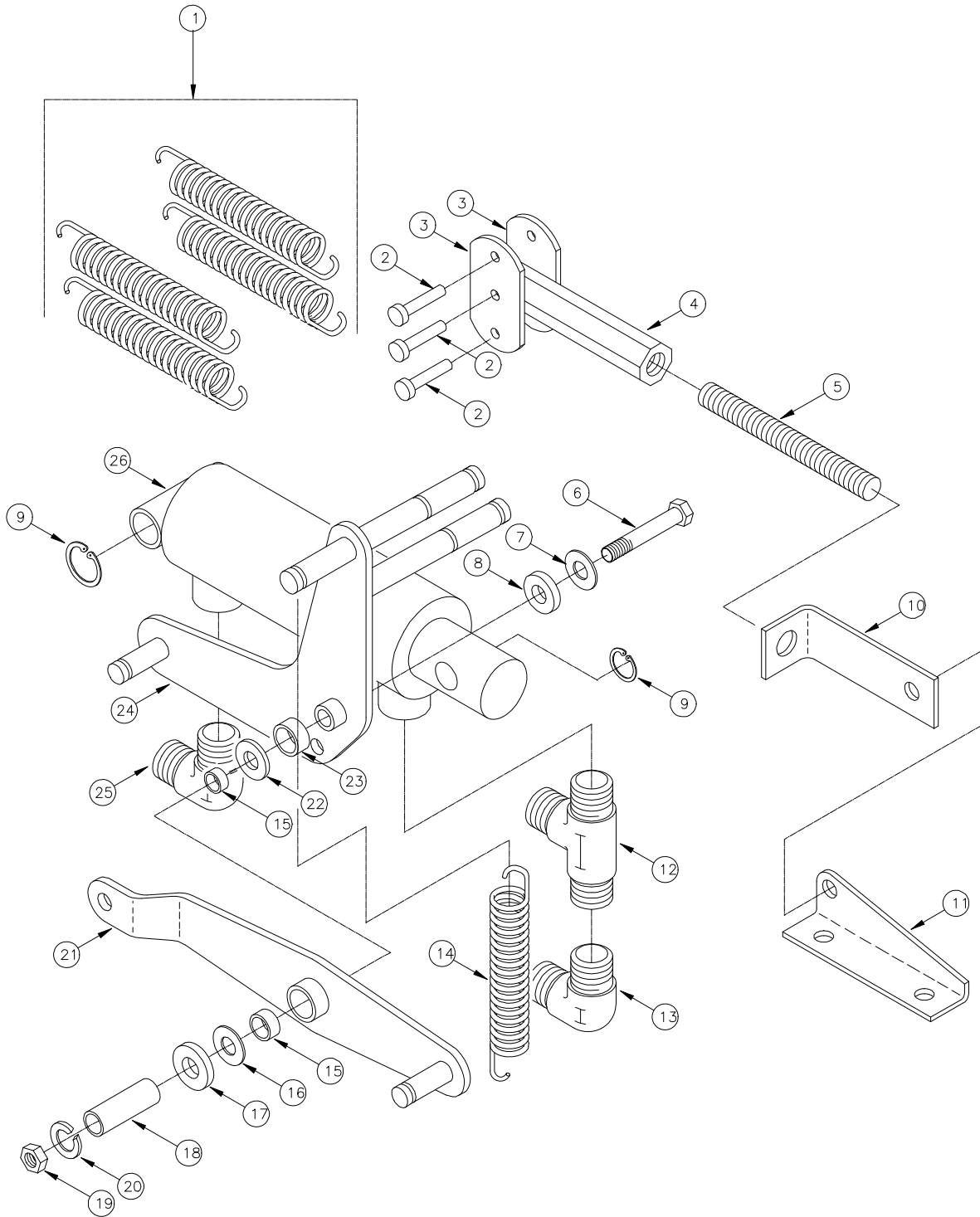
**STEERING COLUMN**



**PARTS BREAKDOWN**

<b>STEERING COLUMN</b>			
<b>ITEM</b>	<b>PART NO.</b>	<b>QTY</b>	<b>DESCRIPTION</b>
1	3300228	1	BRACKET-STEERING
2	3336014	1	HOSE-1/4 AR 40 ST#5 90°S#4
	3344387	1	HOSE-HYD 3000 PSI 1/4"ID X 75.75" LNG (FOR CSS82DSLCE, CSS82LPCE, TSS82DSLCE, & TSS82LPCE MODELS ONLY)
3	3306914	1	PLT-MOUNT, PWR STEERING MTR
4	3336015	1	HOSE-1/4 AR 40 ST#4 90°S#4
	3344389	1	HOSE-HYD 3000 PSI 1/4"ID X 94.75" LNG (FOR CSS82DSLCE, CSS82LPCE, TSS82DSLCE, & TSS82LPCE MODELS ONLY)
5	3336016	2	HOSE-1/4 AR 56 ST#5 90°S#4
6	3316899	1	PWR STRG UNIT
7	3316900	1	STEERING COLUMN - PWR STRNG
8	3317654	1	PLT-COVER, PWR STEERING PUMP
9	3318220	1	STEERING WHEEL - W/COVER SW/9X
10	3343946	1	REFLECTOR, HEAT - STRG PUMP COVER
11	3332652	1	CAP STEERING WHEEL
12	3400027	4	SCREW-HHM 3/8-16 X 1.75 LG ZP
13	3400035	4	SCR-HEX 5/16-18X1.00 ZP
14	3400080	2	NUT-HEX 5/16-18 ES ZP
15	3400101	4	WASHER-LOCK 3/8 SPLIT ZP
16	3400150	4	FTG-ADAPTER STRAIGHT 4MJIC X 8 MORB
17	3400384	2	WASHER CONICAL SPRING 5/16
18	3400390	2	NUT-FLANGE LOCK 5/16-18
19	3401075	1	NUT - JAM, M18X1.5 6H

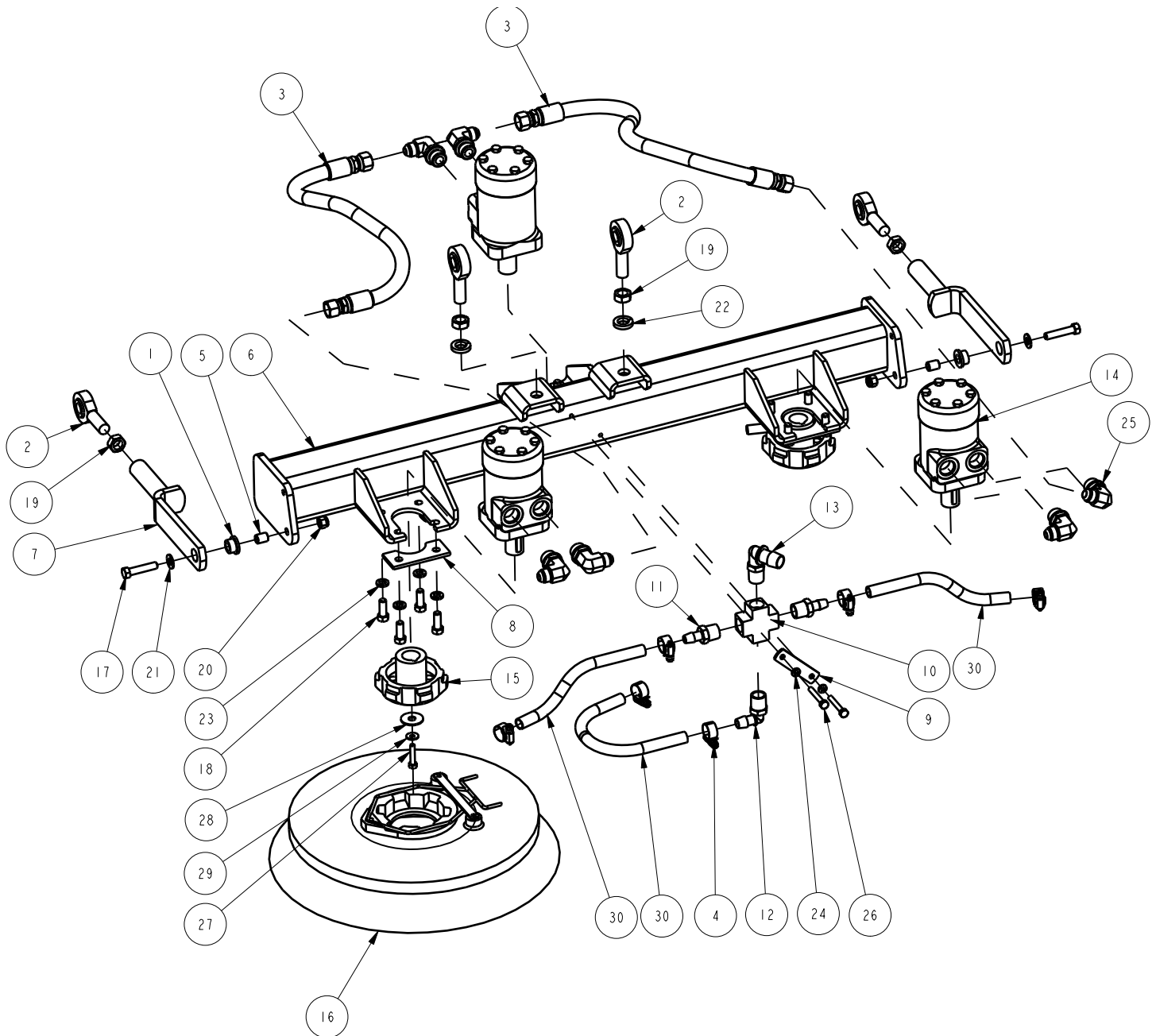
**SQUEEGEE LIFT / LOWER ASSEMBLY**





SQUEEGEE LIFT / LOWER ASSEMBLY			
ITEM	PART NO.	QTY	DESCRIPTION
1	3333420	4	SPRING-SQUEEGEE RETURN
2	3400185	3	PIN-CLEVIS 5/16 X 1-1/4 ZP
3	3333416	2	WELD-SPRING PIVOT
4	3300202	1	BAR-CABLE ADJ MACH & PLTD
5	3301393	1	ROD
6	3400370	1	SCR-HEX,5/8-11X5.50 ZP
7	3400094	2	WASHER-FLAT 5/8 ZP
8	3303946	2	BRG-THRUST .781 ID W/A
9	3302207	2	RING-RET EXT .50
10	3301439	1	BRACKET-SQUEEGEE ADJ. PLTD
11	3302690	1	BRKT-HYD SQUEEGEE LIFT
12	3400162	1	FTG-TEE OFFSET 1/2-20 TO #5
13	3400246	1	FTG-SWIVEL 90 EL #5JIC 5/16
14	3302599	1	SPRING-EXT LOOPS-IN-LINE ZP
15	3303945	2	BEARING-FIBERGLIDE HYD.SQ.LIFT
16	3303948	2	BRG-THRUST .781 ID X 1.50 OD
17	3303937	1	WASHER-RETAINER HYD SQ PLTD
18	3303935	1	BUSHING-SLEEVE HYD SQ LIFT
19	3400192	1	NUT-HEX JAM 5/8-11 ZP
20	3400097	1	WASHER-LOCK 5/8 SPLIT ZP
21	3303943	1	WELD-HYD SQ LIFT ARM PNTD
22	3303947	2	BRG-THRUST 1.406 ID X 2.50 OD
23	3303944	1	BEARING-FIBERGLIDE HYD.SQ.LIFT
24	3303940	1	WELD-PIVOT ARM HYD SQ PNTD
25	3400152	1	FTG-90 1/2-20 TO #5
26	3300141	1	CYLINDER-1.5 BORE X 2.0 STR

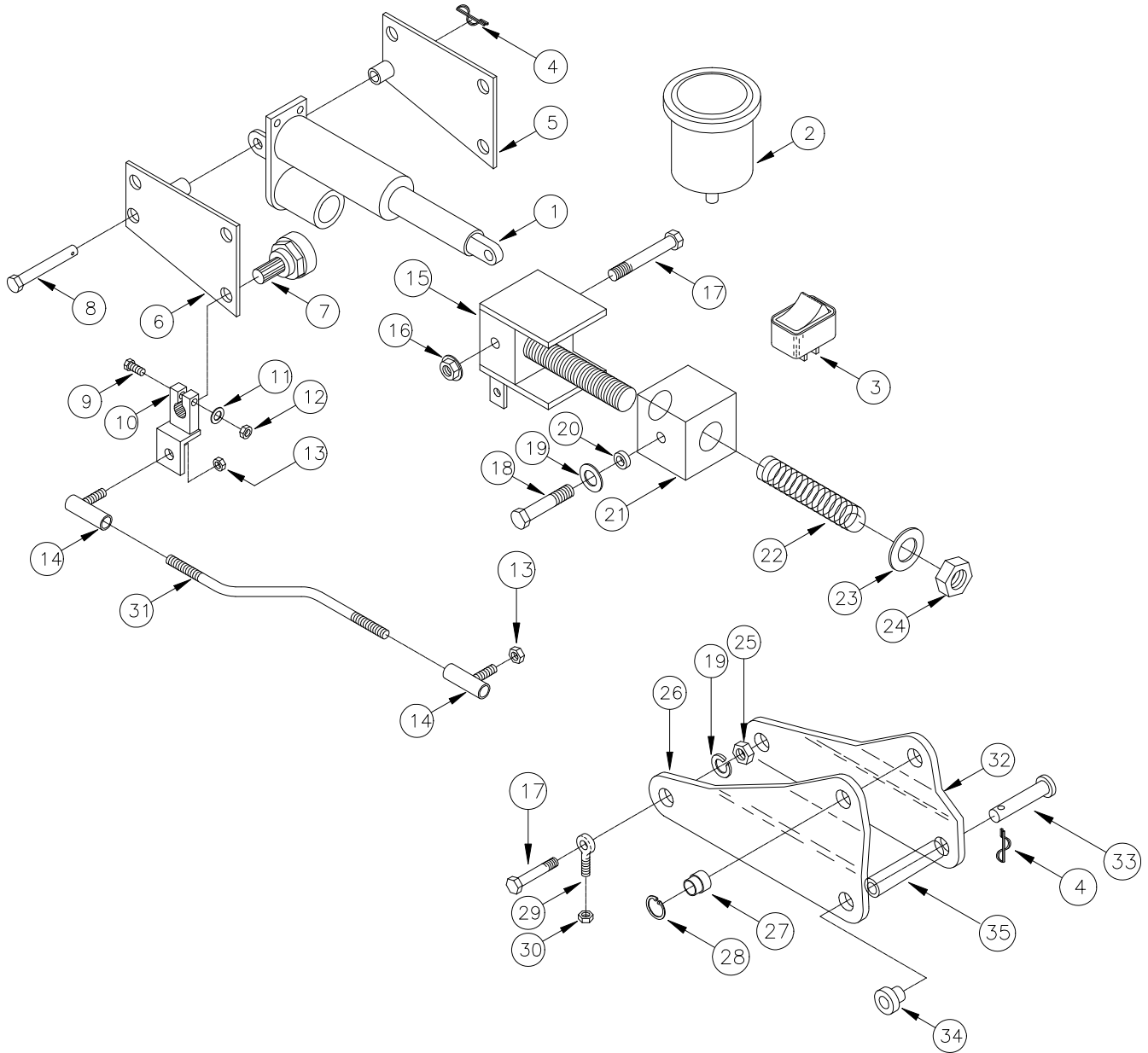
**SCRUB HEAD ASSEMBLY**



SCRUB HEAD ASSEMBLY				
ITEM	PART NO.		QTY	DESCRIPTION
	82 Series	90 Series		
1	3300432		4	BUSHING-FL-52-4
2	3300457		4	ROD END-5/8 MALE
3	3300607		2	HOSE-1/2 AR 21.50 ST#8 ST#8
4	3302144		2	CLAMP-HOSE 1 1/2 NOM
5	3302411		2	SLEEVE-LIFT ARM SPACER
6	3303459	3303458	2	WELD-SCRUB HD ELEC
7	3303493	3301089	2	WELD-LIFT ARM HD
8	3308759		3	PLATE-MOTOR MOUNT
9	3313130		1	BAR-RETAINER FTG
10	3313188		1	FTG-CROSS 1/2 FPT BRASS
11	3315534		2	FTG-1/2 ID TUBE X 1/2 MPT
12	3315535		2	FTG-90 DEG 1/2 ID X 1/2 MALE N
13	3315536		1	FTG-90 DEG 3/4 ID X 1/2 MPT
14	3316895		3	MOTOR-HYD SCRUB HEAD MS/FS
15	3324451		3	DRIVER-SCRUB BRUSH
16	3332544	3332545	3	BRUSH MID GRIT (SEE BRUSH GUIDE ON PAGE 132)
17	3400027		2	SCR-HEX,3/8-16X1.75 ZP
18	3400030		2	SCR-HEX,3/8-16X1.00 ZP
19	3400074		12	NUT-HEX JAM 5/8-18 ZP
20	3400079		4	NUT-HEX 3/8-16 ES ZP
21	3400087		2	WASHER-FLAT 3/8 STANDARD ZP
22	3400097		2	WASHER-LOCK 5/8 SPLIT ZP
23	3400101		2	WASHER-LOCK 3/8 SPLIT ZP
24	3400103		12	WASHER-LOCK 1/4 SPLIT ZP
25	3400155		2	FTG-90° 7/8-14 TO #8
26	3400173		6	SCR-HEX,1/4-20X1.75 ZP
27	3400227		3	SCR-HEX,1/4-20X1.25 ZP
28	3400278		3	WASHER-FENDER 3/8 ZP
29	3400383		3	WASHER-CONICAL SPRING 1/4
30	3500485	3316789	3	TUBE-PVC BRAID REINF 1/2 ID
*	3500131		FT	CLEAR SOL. DELIVERY HOSE (NOT SHOWN ORDER BY THE FOOT)

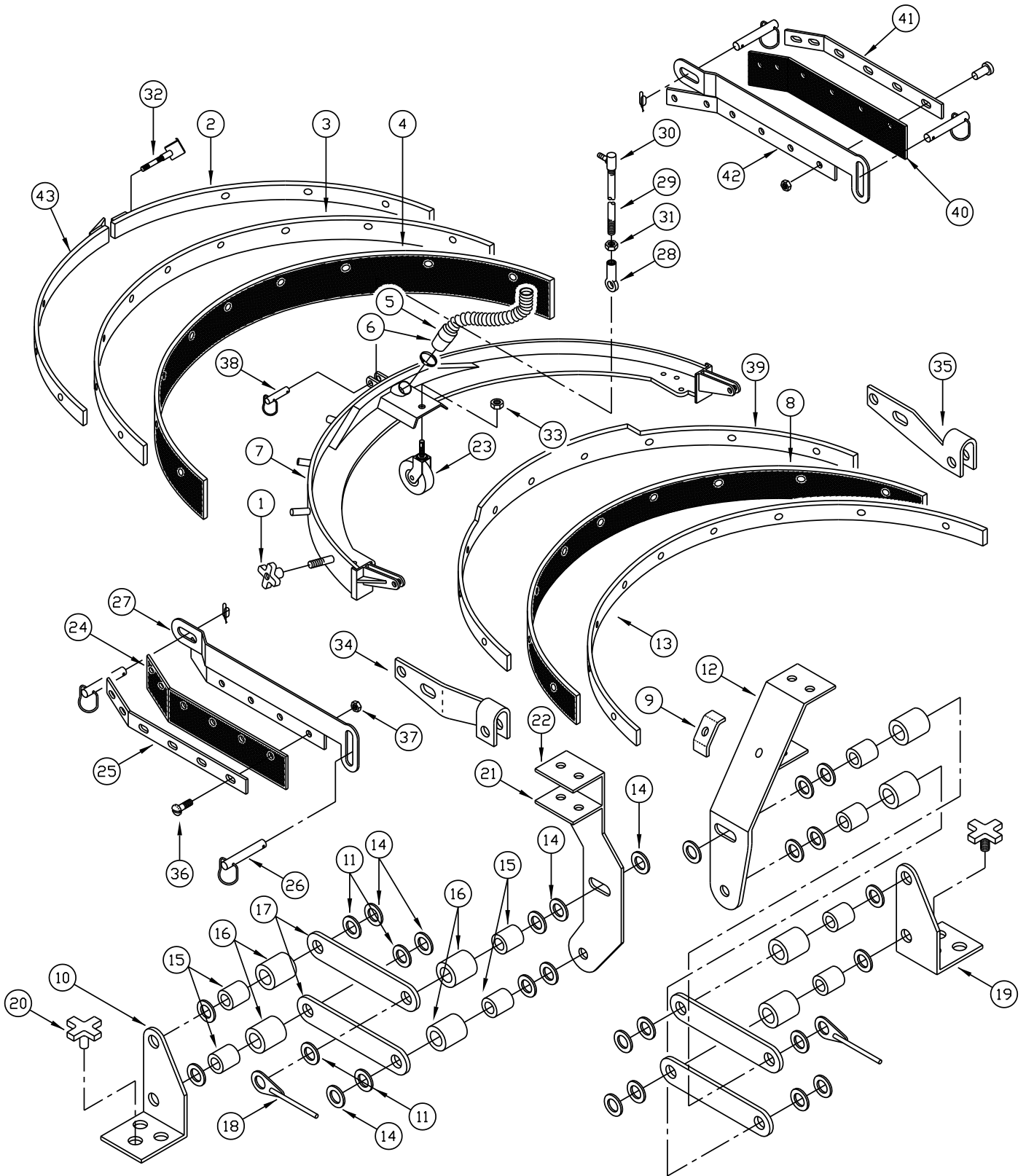
NOTE: Part numbers that span more than one column apply to the models listed in the headings of the columns.

**SCRUB HEAD LIFT / LOWER MECHANISM**



SCRUB HEAD LIFT / LOWER MECHANISM			
ITEM	PART NO.	QTY	DESCRIPTION
1	3302775	1	ACTUATOR-POWER SCRUB HEAD LIFT
2	3303258	1	GAUGE-DOWN PRESSURE SC HEAD
3	3307553	1	SWITCH
4	3400124	2	PIN-COTTER 5/8 RUE-RING
5	3303544	1	WELD-MOUNT ELEC CYL HS RH PNTD
6	3303543	1	WELD-MOUNT ELEC CYL HS LH PNTD
7	3303465	1	ASSY-POTENTIOMETER ELEC SC HD
8	3400302	1	PIN-CLEVIS 1/2 X 5.00 ZP
9	3400041	1	SCR-HEX,1/4-20X0.88 ZP
10	3303299	1	WELD-ARM LIFT GAGE PLTD
11	3400103	1	WASHER-LOCK 1/4 SPLIT ZP
12	3400071	1	NUT-HEX 1/4-20 ZP
13	3400180	2	NUT-HEX 1/4-28 ZP
14	3301199	2	BALL JOINT-1/4-28
15	3303309	1	WELD-SCRUB HEAD PIN PNTD
*	3319086	1	SUB ASSEMBLY BLOCK (ITEMS 18-24)
16	3400017	1	SCR-HEX,5/8-11X1.75 ZP
17	3400020	2	SCR-HEX,1/2-13X2.00 ZP
18	3400326	2	SCR-HEX,1/2-20X1.25 ZP
19	3400097	2	WASHER-LOCK 5/8 SPLIT ZP
20	3303224	4	SPACER-ELEC SH LIFT PLTD
21	3303227	1	BLOCK-PRESSURE PLTD
22	3303218	1	SPRING-COMPRESSION 1.00 DIA
23	3303225	1	RETAINER-ELEC S-HEAD LIFT PLTD
24	3400188	1	NUT-HEX JAM 1/2-20 ES
25	3400192	2	NUT-HEX JAM 5/8-11 ZP
26	3303241	1	WELD-LIFT ARM SCRUB HD RH
27	3303219	2	BEARING-SPHERICAL PLAIN
28	3303217	2	RING-RET INT. .87
29	3300457	2	ROD END-5/8 MALE
30	3400074	2	NUT-HEX JAM 5/8-18 ZP
31	3303296	1	LINKAGE-SCRUB HEAD GAGE PLTD
32	3303240	1	ASSY-LIFT ARM SCRUB HD LH PNTD
33	3400111	1	PIN-CLEVIS 5/8 X 6.00 ZP
34	3300550	2	BUSHING-FLANGE
35	3301083	1	PIVOT-SCRUB HD PLTD (SLEEVE)

**REAR SQUEEGEE ASSEMBLY**

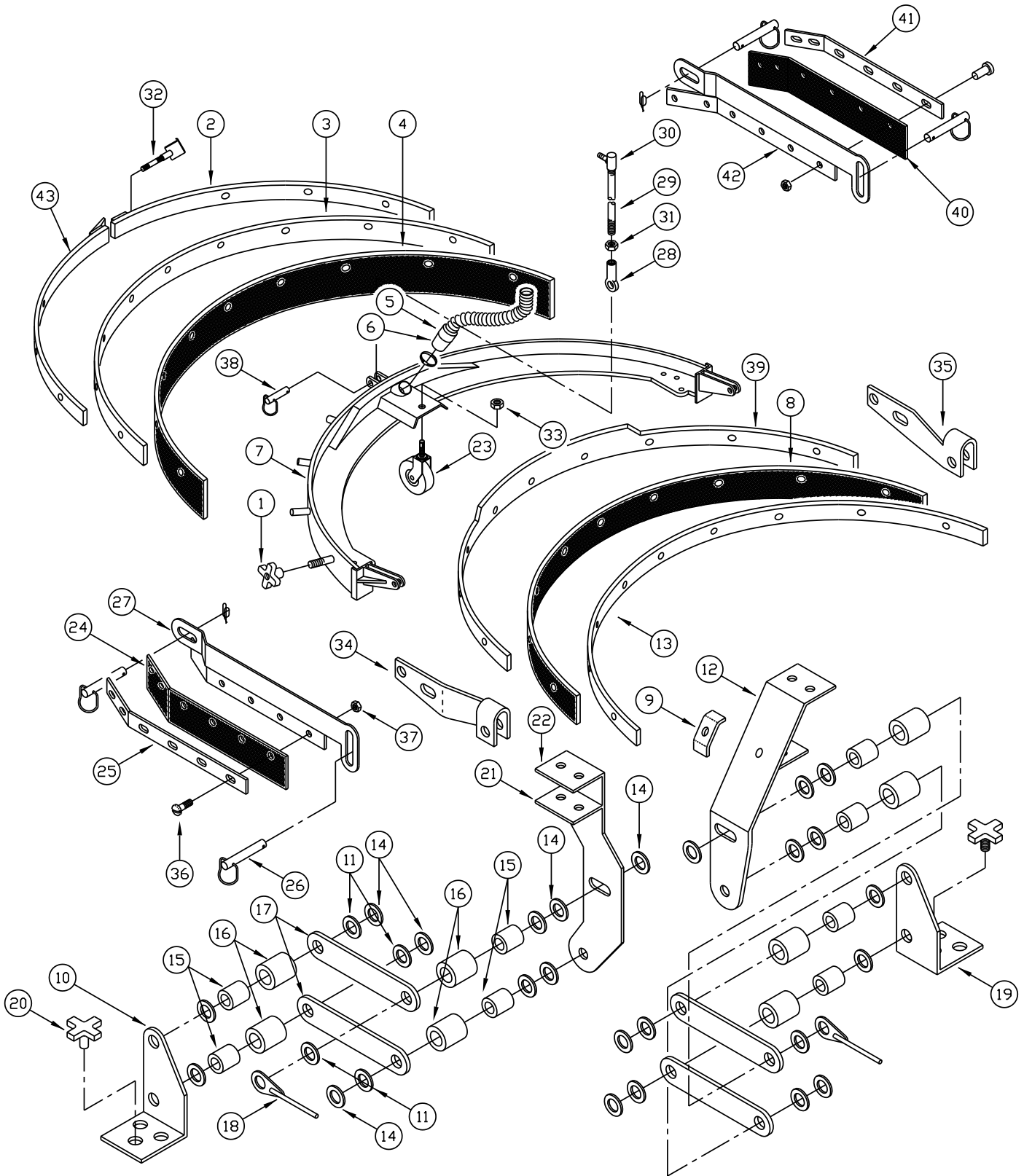


REAR SQUEEGEE ASSEMBLY				
ITEM	PART NO.		QTY	DESCRIPTION
	82 Series	90 Series		
1	3300564		2	KNOB-CLAMPING #284 - BLACK
2	3308811	3308824	1	WELD-NO TOOL SQU STRAP RH
3	3308815	3308828	2	STRIP-BACKUP REAR SQU MSW
4	3308816	3308829	1	SQUEEGEE BLADE REAR MSW
5	3321334		1	HOSE-SQUEEGEE PICK-UP 3"
6	3321141		1	CUFF-HOSE SQUEEGEE 3"
7	3308803	3308818	1	WELD-SQUEEGEE FRAME
8	3331329	3308830	1	SQUEEGEE BLADE INNER MSW
9	3301437		1	HOSE CLAMP-PLTD
10	3301081		1	SUPPORT-SQUEEGEE FRAME RH
11	3400178		4	BRG-THRUST .531 ID X 1.00 OD
12	3300973		1	WELD-MOUNT SQ LH PNTD
13	3308814	3308827	1	STRAP-FRONT SQUEEGEE
14	3400087		10	WASHER-FLAT 3/8 STANDARD ZP
15	3300339		8	SLEEVE-SQ & FWD/REV
16	3300430		8	BUSHING-.499 ID X .594 OD
17	3300855		4	ARM-SQUEEGEE PLTD
18	3300846		2	WELD-LINK SQ ADJ PLTD
19	3300961		1	SUPPORT-SQUEEGEE FRAME LH
20	3302339		2	KNOB-ALUM 5/16-18 FMTHD
21	3300978		1	WELD-MOUNT SQ RH PNTD
22	3300975		1	WELD-LIFT SQUEEGEE ARM LH
23	3300434		1	CASTER-SQUEEGEE SPECIAL
24	3308774		1	SQUEEGEE BLADE SIDE RH WIDE
25	3308773		1	STRAP, SIDE SQUEEGEE
26	3400126		4	PIN-HITCH 1/2 X 1.50 ZP
27	3331327		1	WELD-LIFT SQUEEGEE ARM RH
28	3308762		1	ROD END-FEMALE 3/8-24
29	3300853		1	ROD-THREADED SQUEEGEE
30	3300461		1	BALL JOINT-3/8-24 W/DUST COVER
31	3400075		2	NUT-HEX JAM 3/8-24 ZP
32	3308240		1	LATCH-OVER CENTER ADJUSTMENT
33	3400005		1	NUT-HEX 5/8-11 UNC
34	3331094		1	WELD-SQUEEGEE RH SIDE PLTD
35	3331097		1	WELD-SQUEEGEE LH SIDE PLTD
36	3400951		12	SCR-TRS, 5/16 X 1.25, SLT ZP
37	3400080		12	NUT-HEX 5/16-18 ES ZP
38	3308763		5	PIN-HITCH 3/8 X 1.00 303 SS

NOTE: Part numbers that span more than one column apply to the models listed in the headings of the columns.



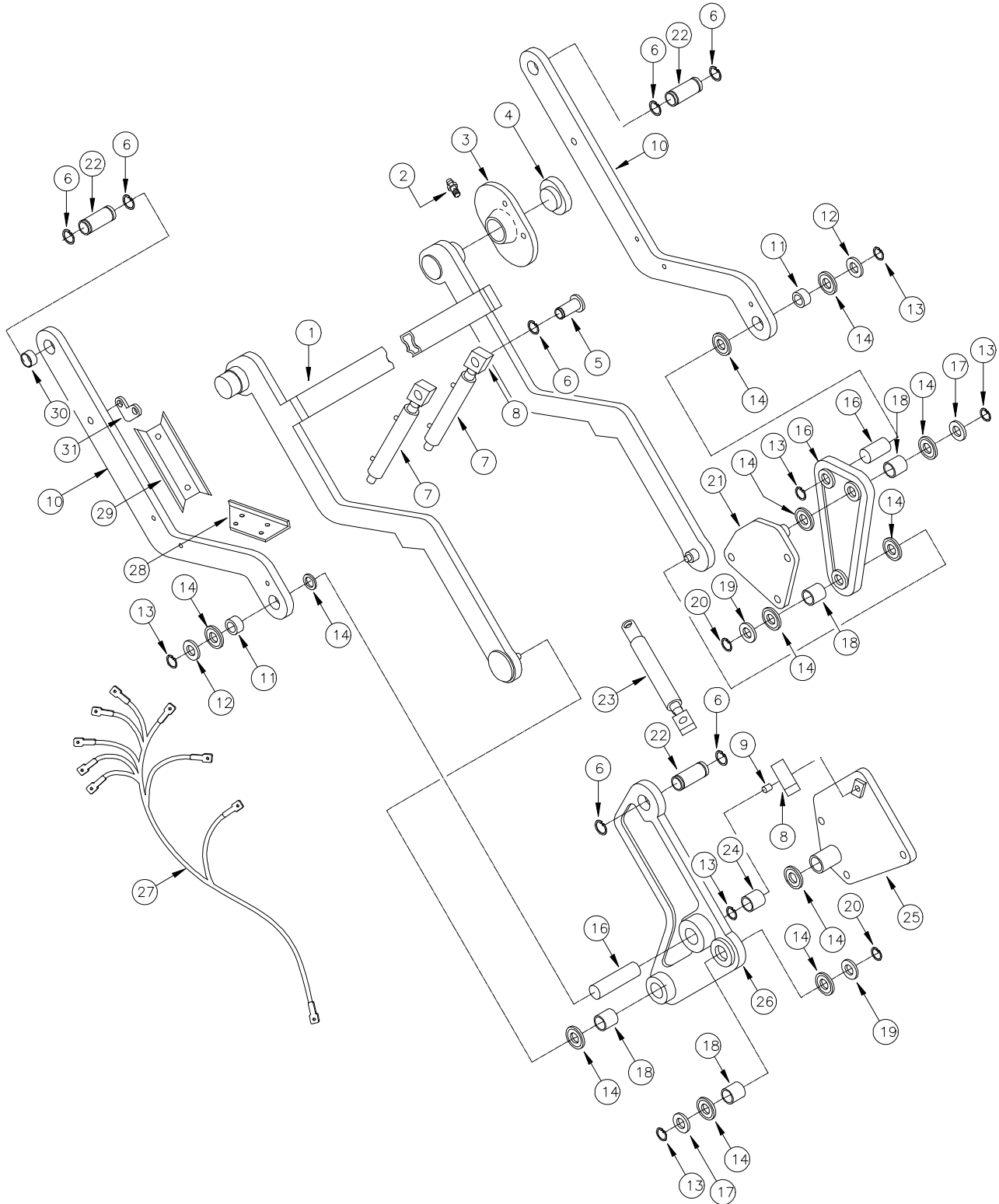
**REAR SQUEEGEE ASSEMBLY (CONTINUED)**





REAR SQUEEGEE ASSEMBLY				
ITEM	PART NO.		QTY	DESCRIPTION
	82 Series	90 Series		
39	3332628	3332630	1	STRAP-INNER SQUEEGEE
40	3331323		1	SQUEEGEE BLADE SIDE LH WIDE
41	3331098		1	STRAP-SIDE SQUEEGEE LH
42	3331325		1	WELD-LIFT SQUEEGEE ARM LH
43	3308812	3308825	1	WELD-NO TOOL SQU STRAP LH
*	3331326		1	ASSEMBLY SQUEEGEE SUB LH (INCLUDES ITEMS 40,41,42,36, &37)
*	3331328		1	ASSEMBLY SQUEEGEE SUB RH (INCLUDES ITEMS 24,25,27,36, &37)
NOTE: Part numbers that span more than one column apply to the models listed in the headings of the columns.				

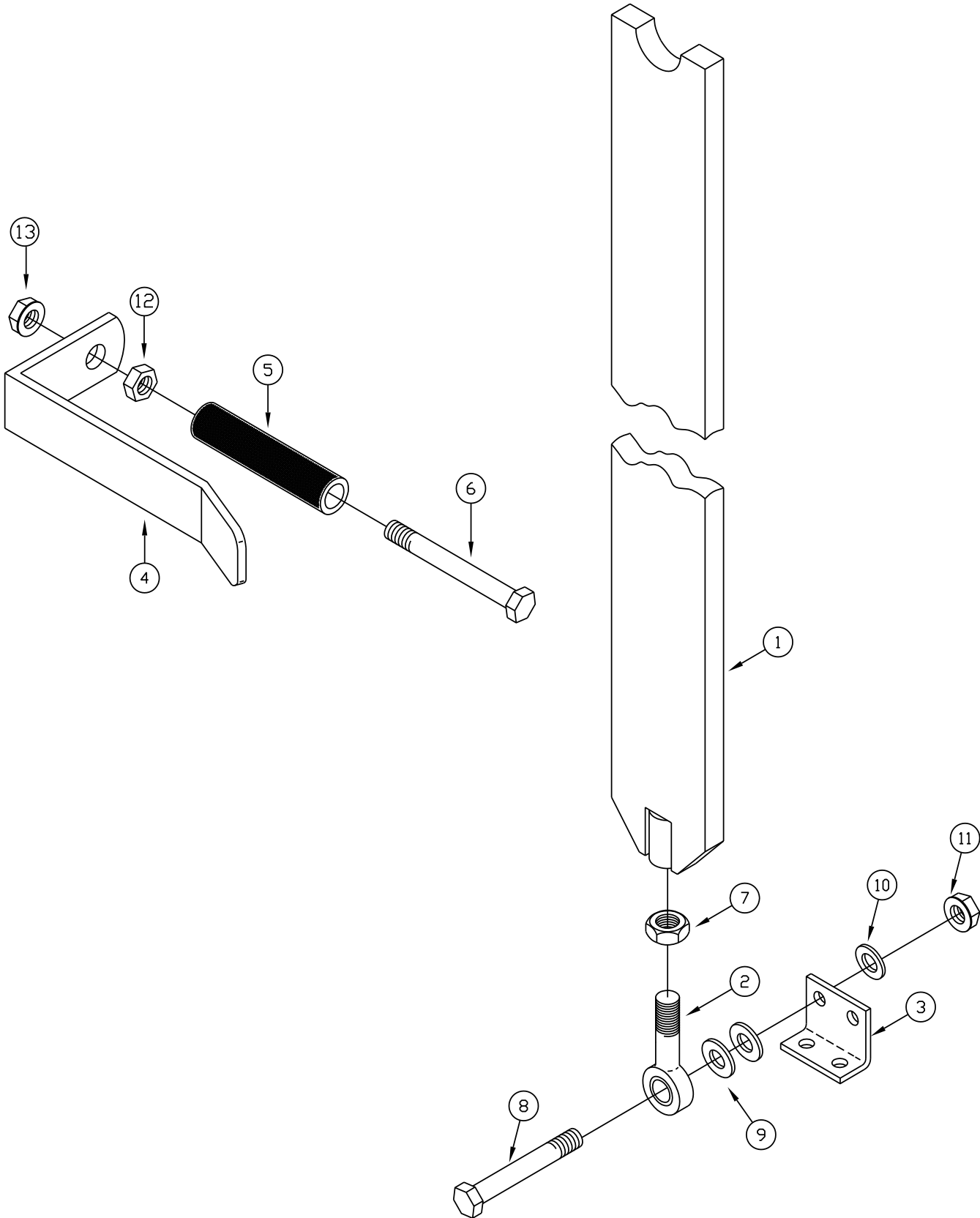
**LIFT ARM ASSEMBLY T82/T90**



LIFT ARM ASSEMBLY T82/T90				
ITEM	PART NO.		QTY	DESCRIPTION
	82 Series	90 Series		
1	3315826	3315833	1	WELD-LIFT ARM HI-DUMP M/S
2	3400012		4	FTG-GREASE 3/16
3	3301075		2	ASSY-DUMP ARM MNT PNTD
4	3301420		2	SPACER, DUMP ARM
5	3303360		2	PIN-UPPER CYL MOUNT HD PLTD
6	3301998		2	RING-RET EXT .940
7	3300426		2	CYLINDER-HYD LIFT HD PUR
8	3300229		1	ROD END-SCRUB CYL PLTD
9	3300552		1	BEARING-1 ID X 1.124 OD X 1.5
10	3300829		2	LIFT ARM-SECONDARY PNTD
11	3300836		4	BEARING-2.18 OD X 2.00 ID X.75
12	3300882		2	WASHER-HD 3.25 OD X 2.00 ID
13	3301709		2	RING-RET EXT 2.00
14	3400177		12	BRG-THRUST 2.06 ID X 3.25 OD
15	3300713		1	PLATE-ARM ROTATING HD PNTD
16	3300715		2	SHAFT-ARM ROTATING PLATE PLTD
17	3300882		2	WASHER-HD 3.25 OD X 2.00 ID
18	3300840		4	BEARING-2.18 OD X 2.00 ID X 1.50
19	3300879		4	WASHER-HD 3.25 OD X 1.00 ID
20	3400076		2	NUT-HEX JAM SLOTTED 1-14 ZP
21	3317369		1	PLATE-ROTATION LH MS/FS PNTD
22	3301996		3	PIN-ROT CYL INNER PLTD
23	3300407		1	CYLINDER-HYD RDT HD PNTD
24	3301997		1	PIN-ROT CYL OUTER PLTD
25	3317368		1	PLATE-ROTATION RH MS/FS PNTD
26	3300809		1	ASSY-ARM ROT CYL MOUNT HD SUB
27	3302030		1	HARNESS-TSS/SW HD
28	3303873		1	BRACKET-HYD HOSE HD FWD
29	3303170		1	BRKT-HYD HOSE HD&PWR PACK PNTD
30	3300837		2	BEARING-1.12 OD X 1.00 ID X.75
31	3302037		1	BRACKET-UPPER SWITCH PLTD
*	3400054		2	SCR-SET, 1/4-20X0.25 ZP
*	3301736		2	SWITCH-MERCURY HOPPER RTR

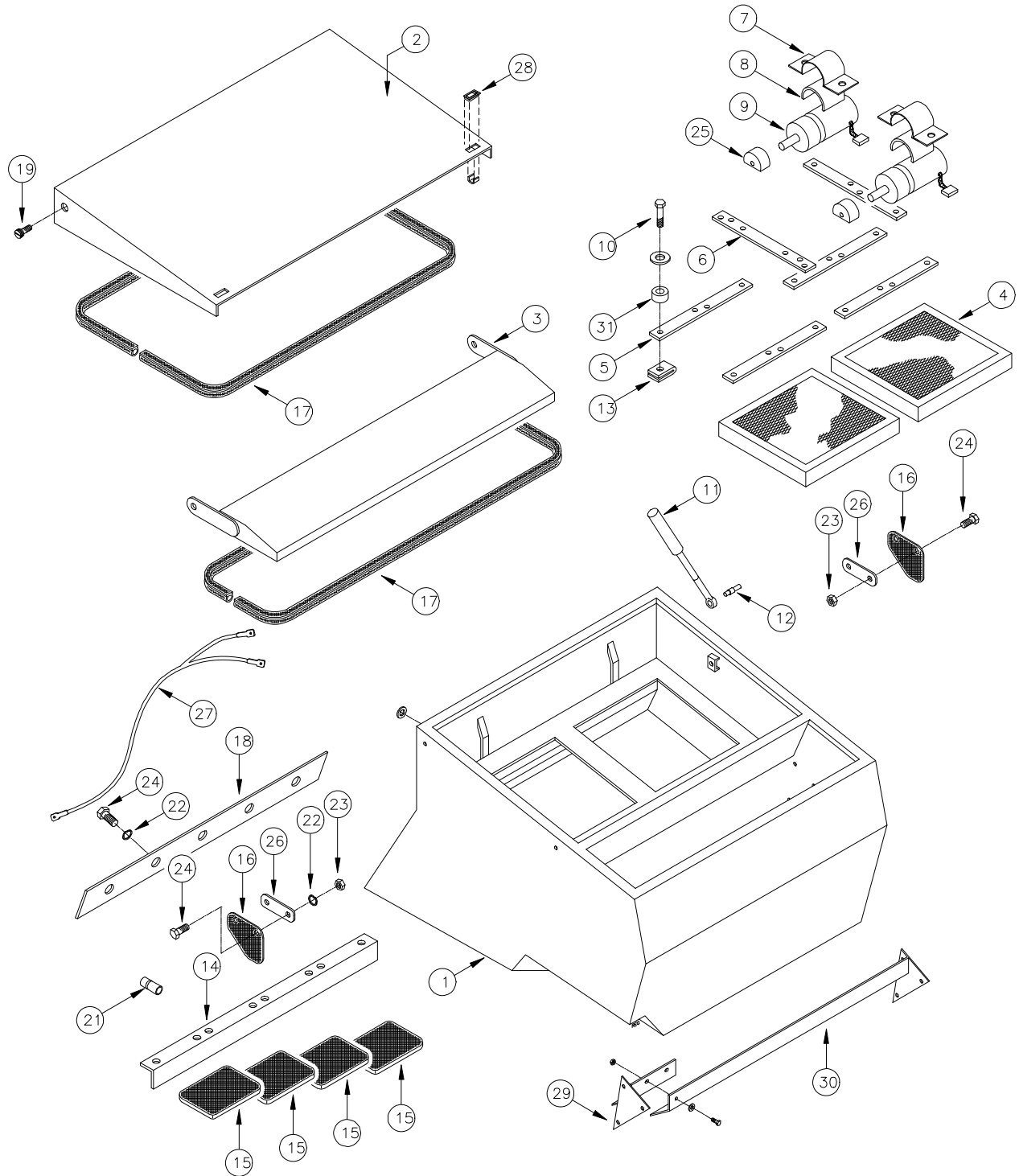
NOTE: Part numbers that span more than one column apply to the models listed in the headings of the columns.

**SAFETY ARM ASSEMBLY T82/T90**



SAFETY ARM ASSEMBLY T82/T90			
ITEM	PART NO.	QTY	DESCRIPTION
1	3302042	1	WELD-SAFETY ARM
2	3300457	1	ROD END-5/8 MALE
3	3302045	1	BRACKET-HD SAFETY ARM
4	3302076	1	BRKT-HD SAFETY ARM W/O OHG
5	3500104	1	HOSE-NEOPRENE 5/16 ID
6	3400215	1	SCR-HEX,5/16-18X4.00 ZP
7	3400074	1	NUT-HEX JAM 5/8-18 ZP
8	3400209	1	SCR-HEX,5/8-11X2.00 ZP
9	3400094	2	WASHER-FLAT 5/8 ZP
10	3400097	1	WASHER-LOCK 5/8 SPLIT ZP
11	3400192	1	NUT-HEX JAM 5/8-11 ZP
12	3400070	1	NUT, HEX 5/16-18 ZP
13	3400390	1	NUT-FLANGE LOCK 5/16-18
*	3333298	1	DECAL SAFETY ARM
*	3331359	1	SUB-SAFETY ARM W/BALL JOINT (INCLUDES ITEMS 1,2,7)

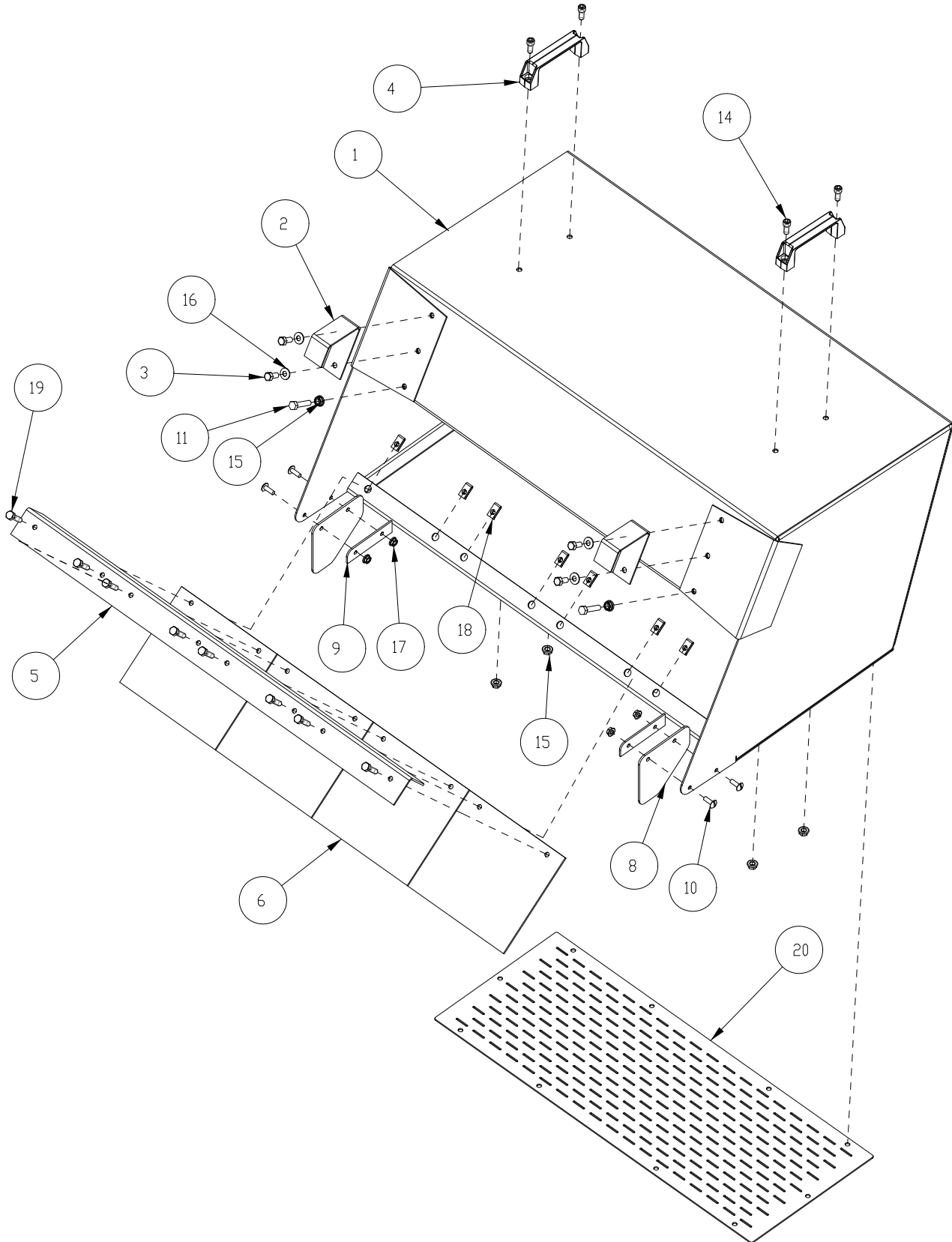
**HOPPER ASSEMBLY T82/T90**



HOPPER ASSEMBLY T82/T90				
ITEM	PART NO.		QTY	DESCRIPTION
	82 Series	90 Series		
1	3322098	3343791	1	WELD-HOPPER
2	3322099	3315968	1	WELD-HOPPER HOOD
3	3300114	3300121	1	ASSY-LID HOPPER PNTD
4	3305645	3305646	2	FILTER-HOPPER
5	3300921		4	BAR-FILTER RET MS
6	3300917		2	MOUNT-FILTER SHAKER PNTD
7	3300915		2	RETAINER-SHAKER MOTOR PNTD
8	3300904		2	MOUNT-NEOPRENE SHAKER MTR
9	3300424		2	MOTOR-SHAKER FILTER
10	3400467		8	SCR-HEX,5/16-18X3.00 GR 5
11	3300375		2	GAS SPRING-COVER
12	3300376		2	STUD-BALL GAS SPRING
13	3306424		8	CLIPNUT-5/16-18 FULLBODY
14	3300205	3300188	1	ANGLE-HOPPER FLAP MS PNTD
15	3300194	3300195	4	FLAP-HOPPER FRONT MS
16	3300151		2	FLAP-HOPPER SIDE
17	3318739		18'	WEATHERSTRIPPING-RUBBER SPONGE
18	3300112	3300115	1	PLATE-FLAP HOPPER HD PNTD
19	3318073		4	SCR-HOPPER LID SHOULDER
21	3322188		8	INSERT-1/4-20 UNC
22	3400321		12	WASHER-LOCK-1/4 SPLIT SS
23	3400198		4	NUT-HEX 1/4-20 SS
24	3400059		12	SCR-THM 1/4-20 X .75 SS
25	3301053		2	WEIGHT ECCENTRIC PNTD
26	3302146		1	BACKING-HOPPER SIDE CORNR PLTD
27	3302033		1	HARNESS-HD GROUP
28	3300380		2	LATCH ASSY. #C2-10-301-50
29	3306779		1	WELD-HOPPER PRE-CLNR RH PNTD
30	3306778		1	WELD-HOPPER PRE-CLNR LH PNTD
31	3307850		8	ISOLATOR-HOPPER FILTER
32	3400088		8	WASHER-FLAT 5/16 STANDARD ZP
*	3334900		1	POWERBOSS DECAL (NOT SHOWN)

NOTE: Part numbers that span more than one column apply to the models listed in the headings of the columns.

**HOPPER ASSEMBLY SINGLE**

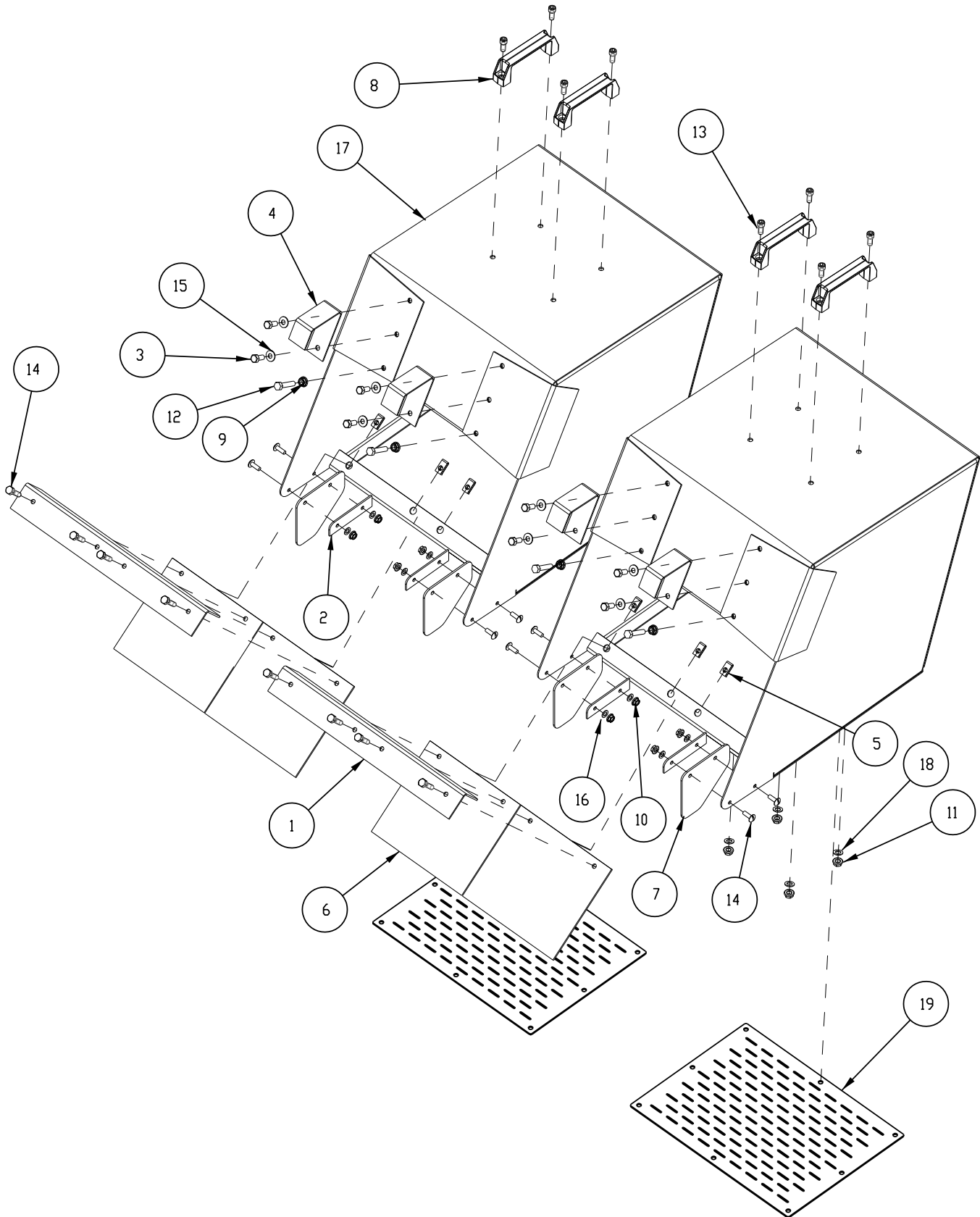




HOPPER ASSEMBLY SINGLE						
ITEM	PART NO.				QTY	DESCRIPTION
	Commander Series		Monitor Series			
	82 Series	90 Series	82 Series	90 Series		
1	3301181	3301191	3301181	3301191	1	WELD-HOPPER
2	3301169				2	BRACKET- HOPPER RH
3	3400036				6	SCR-HEX,5/16-18X0.75 ZP
4	3301297				2	HANDLE-PLASTIC
5	3300205	3300188	3300205	3300188	1	ANGLE-HOPPER FLAP
6	3300194	3300195	3300194	3300195	4/5	FLAP-HOPPER FRONT
7	3322188				8	INSERT-1/4-20 UNC
8	3300151				2	FLAP-HOPPER SIDE
9	3302146				2	BACKING-HOPPER SIDE CORNER
10	3400059				12	SCR-THM 1/4-20 X .75 SS
11	3400034				2	SCR-HEX,5/16-18X1.25 ZP
12	3400070				12	NUT-HEX 5/16-18 ZP
13	3400102				10	WASHER-LOCK 5/16 SPLIT ZP
14	3400047				4	SCR-SOC,5/16-18X0.75 ZP
15	3400390				4	NUT-FLANGE LOCK 5/16-18
16	3400384				4	WASHER-CONICAL SPRING 5/16
17	3400321				4	WASHER-LOCK-1/4 SPLIT SS
18	3301146				8	CLIPNUT-1/4-20 ZP
19	3400059				8	SCR-THM 1/4-20 X .75 SS
20	N/A		3332683		1	PLATE-D/SC HOPPER BOTTOM MS/FS

NOTE: Part numbers that span more than one column apply to the models listed in the headings of the columns.

**HOPPER ASSEMBLY SPLIT**

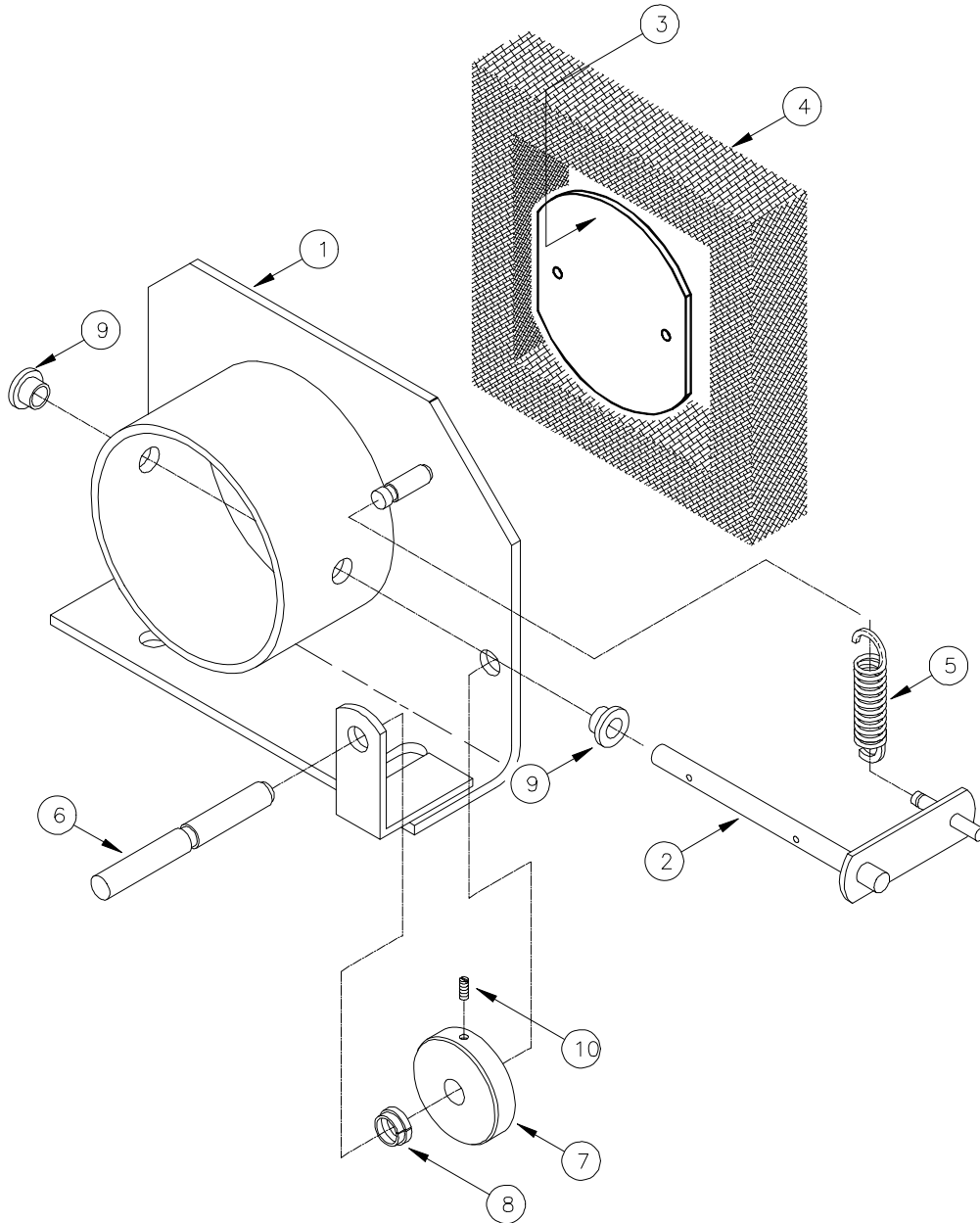


HOPPER ASSEMBLY SPLIT						
ITEM	PART NO.				QTY	DESCRIPTION
	Commander Series		Monitor Series			
	82 Series	90 Series	82 Series	90 Series		
1	3343933	3343932	3343933	3343932	1	ANGLE-HOPPER FLAP
2	3302146				2	BACKING-HOPPER SIDE CORNER
3	3400036				4	SCR-HEX, 5/16-18X0.75
4	3301169				2	BRKT-CSS HOPPER RH
5	3301146				4	CLIPNUT-1/4-20 ZP
6	3307720	3343931	3307720	3343931	2	FLAP-HOPPER FRONT
7	3300151				2	FLAP-HOPPER SIDE
8	3301297				2	HANDLE-PLASTIC
9	3400390				8	NUT-FLANGE LOCK 5/16-18
10	3400198				4	NUT-HEX 1/4-20 SS
11	3400070				4	NUT-HEX 5/16-18 ZP
12	3400033				2	SCR-HEX,5/16-18X1.50 ZP
13	3400047				4	SCR-SOC,5/16-18X0.75 ZP
14	3400059				8	SCR-THM 1/4-20 X .75 SS
15	3400384				4	WASHER-CONICAL SPRING 5/16
16	3400321				4	WASHER-LOCK-1/4 SPLIT SS
17	3343918	3343925	3343918	3343925	1	WELD-HOPPER
18	3400102				4	WASHER-LOCK 5/16 SPLIT ZP
19	N/A		3336602		2	PLATE-D/SC HOPPER BOTTOM 17"

NOTE: Part numbers that span more than one column apply to the models listed in the headings of the columns.

**VACUUM MOUNT ASSEMBLY - T82 AND T90**

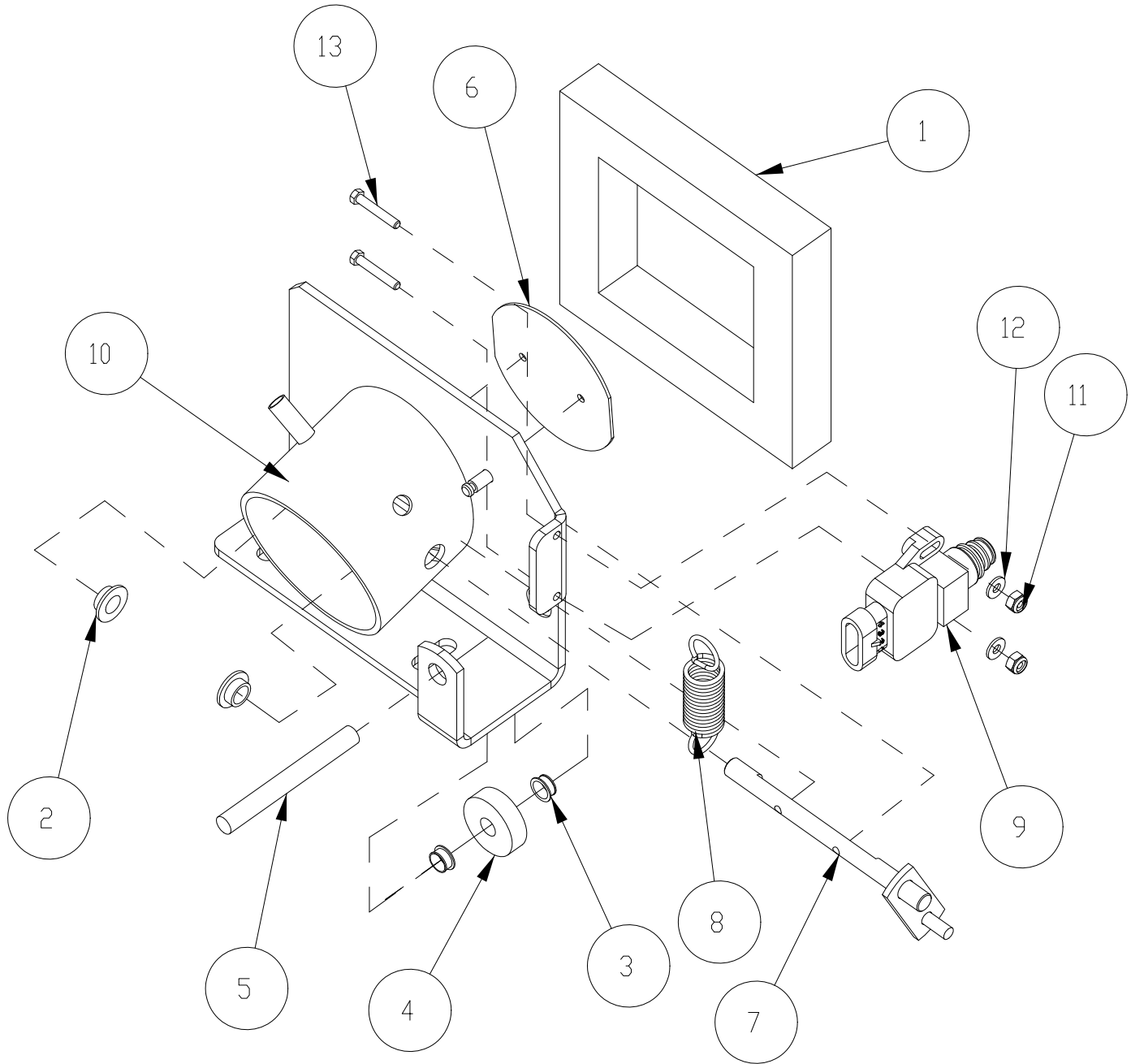
NOTE: For all models except for TSS82LPCE and TSS82DSLCE



VACUUM MOUNT ASSEMBLY - T82 AND T90			
ITEM	PART NO.	QTY	DESCRIPTION
1	3343549	1	WELD-GASKET MNT,
2	3304104	1	WELD-DAMPER
3	3304103	1	DAMPER-GASKET MNT
4	3300193	1	GASKET-HOPPER AIR OUTLET
5	3304160	1	SPRING-EXTENTION, 2.00 LG
6	3304101	1	ROD-GASKET MNT
7	3304097	1	SPACER-GASKET MNT
8	3304017	2	BUSHING-THROTTLE NYLON
9	3300414	2	BUSHING-PLASTIC 3/8IDX1/2OD
10	3400341	1	SCR-SET,#08-32X0.44 ZP
NOTE: For all models except for TSS82LPCE and TSS82DSLCE			

**VACUUM MOUNT ASSEMBLY - T82 EUROPE MODEL**

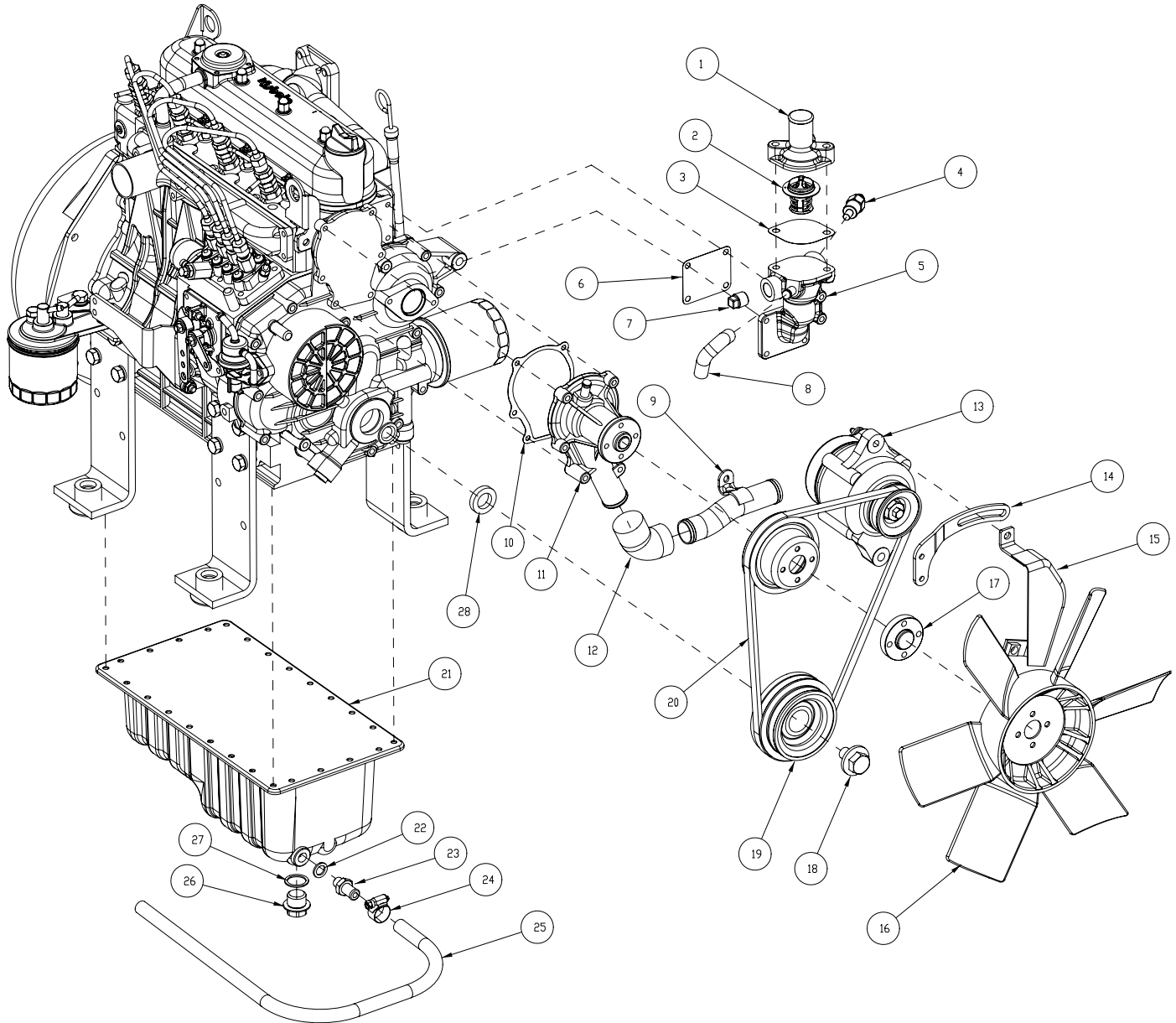
NOTE: For models TSS82LPCE and TSS82DSLCE



VACUUM MOUNT ASSEMBLY - T82 EUROPE MODEL			
ITEM	PART NO.	QTY	DESCRIPTION
1	3300193	1	GASKET-HOPPER AIR OUTLET
2	3300414	2	BUSHING-FLNG 3/8 NYLON
3	3304017	2	BUSHING-THROTTLE NYLON SW 75
4	3304097	1	SPACER-GASKET MNT SW 75 PLTD
5	3304101	1	ROD-GASKET MNT SW 75 PLTD
6	3304103	1	DAMPER-GASKET MNT
7	3304104	1	DAMPER SW 75 PLTD
8	3304160	1	SPRING-EXT BRAKE LEVER
9	3335945	1	SWITCH-COBO, AMP CONNECTOR
10	3344298	1	WELDMENT-GASKET MNT
11	3400082	2	NUT-HEX #8-32 ES ZP
12	3400096	2	WASHER-FLAT #8 ZP
13	3400243	2	SCR-HEX,#08-32X1.00 ZP
NOTE: For models TSS82LPCE and TSS82DSLCE			

**ENGINE KUBOTA V1505 DIESEL - ALTERNATOR, WATER PUMP, FAN, AND OIL PAN**

NOTE: For machines after SN 18221069



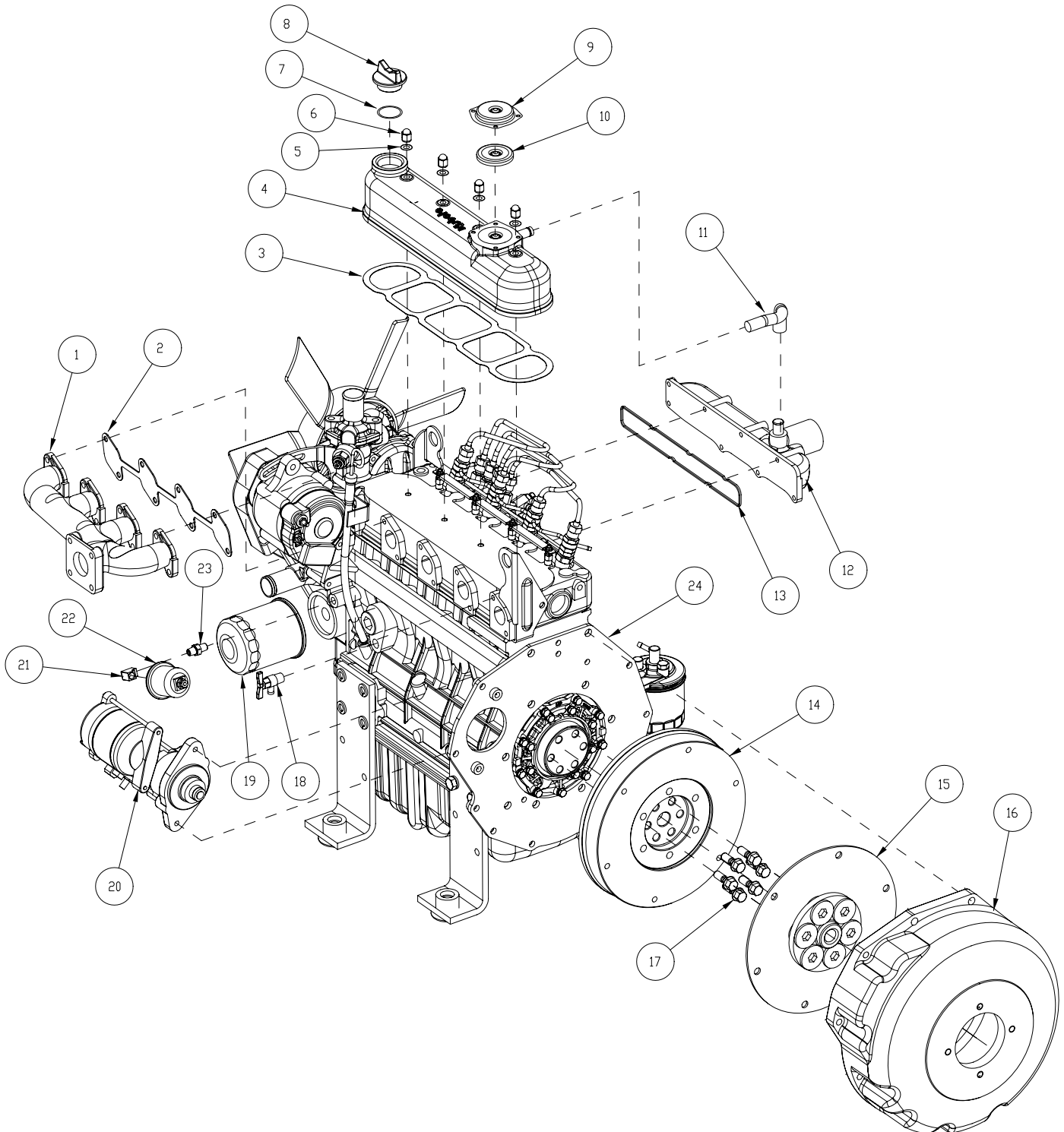


ENGINE KUBOTA V1505 DIESEL - ALTERNATOR, WATER PUMP, FAN, AND OIL PAN			
ITEM	PART NO.	QTY	DESCRIPTION
1	3336919	1	COVER-THERMOSTAT KUBOTA V1505
2	3350446	1	THERMOSTAT-KUBOTA V1505 & V2203
3	3336918	1	GASKET-THERMOSTAT KUBOTA V1505
4	3301441	1	SENDER-TEMP A12,A15,& KUBOTA
5	3336939	1	HOUSING-THERMOSTAT KUBOTA V1505
6	3336915	1	GASKET-WATER FLANGE KUBOTA V1505
7	3336947	1	PLUG-THERMOSTAT HSG KUBOTA V1505
8	3336931	1	PIPE-WATER RETURN THERMOSTAT HSG
9	3336946	1	PIPE-WATER KUBOTA V1505
10	3330793	1	GASKET - KUBOTA V1505 WATER PUMP
11	3330792	1	PUMP - WATER, KUBOTA V1505
12	3336932	1	PIPE-WATER PUMP KUBOTA V1505
13	3329875	1	ALTERNATOR-KUBOTA V1505
14	3336067	1	STAY-DYNAMO
15	3331935	1	COVER-BELT
16	3330210	1	FAN - KUBOTA V1505 ENGINE (SP) 1
17	3336933	1	SPACER-FAN 10MM KUBOTA V1505
18	3336937	1	BOLT-PULLEY KUBOTA V1505
19	3336934	1	PULLEY-ENGINE KUBOTA V1505
20	3329867	1	BELT-KUBOTA V1505V
21	3336920	1	PAN-OIL KUBOTA V1505
22	3336936	1	GASKET-DRAIN PLUG KUBOTA V1505
23	3303961	1	FTG-OIL PAN DRAIN KUBOTA PLTD
24	3302144	1	CLAMP-HOSE 1/2
25	3500135	1	HOSE- 1/2 ID X 6" LG, SAE 30R7
26	3336921	1	PLUG-OIL PAN KUBOTA V1505
27	3333377	1	GASKET-DAIN PLUG
28	3337571	1	SEAL OIL KUBOTA V1505

NOTE: For machines after SN 18221069

**ENGINE KUBOTA V1505 DIESEL - FLYWHEEL, STARTER, HEAD COVER, AND EXHAUST**

NOTE: For machines after SN 18221069

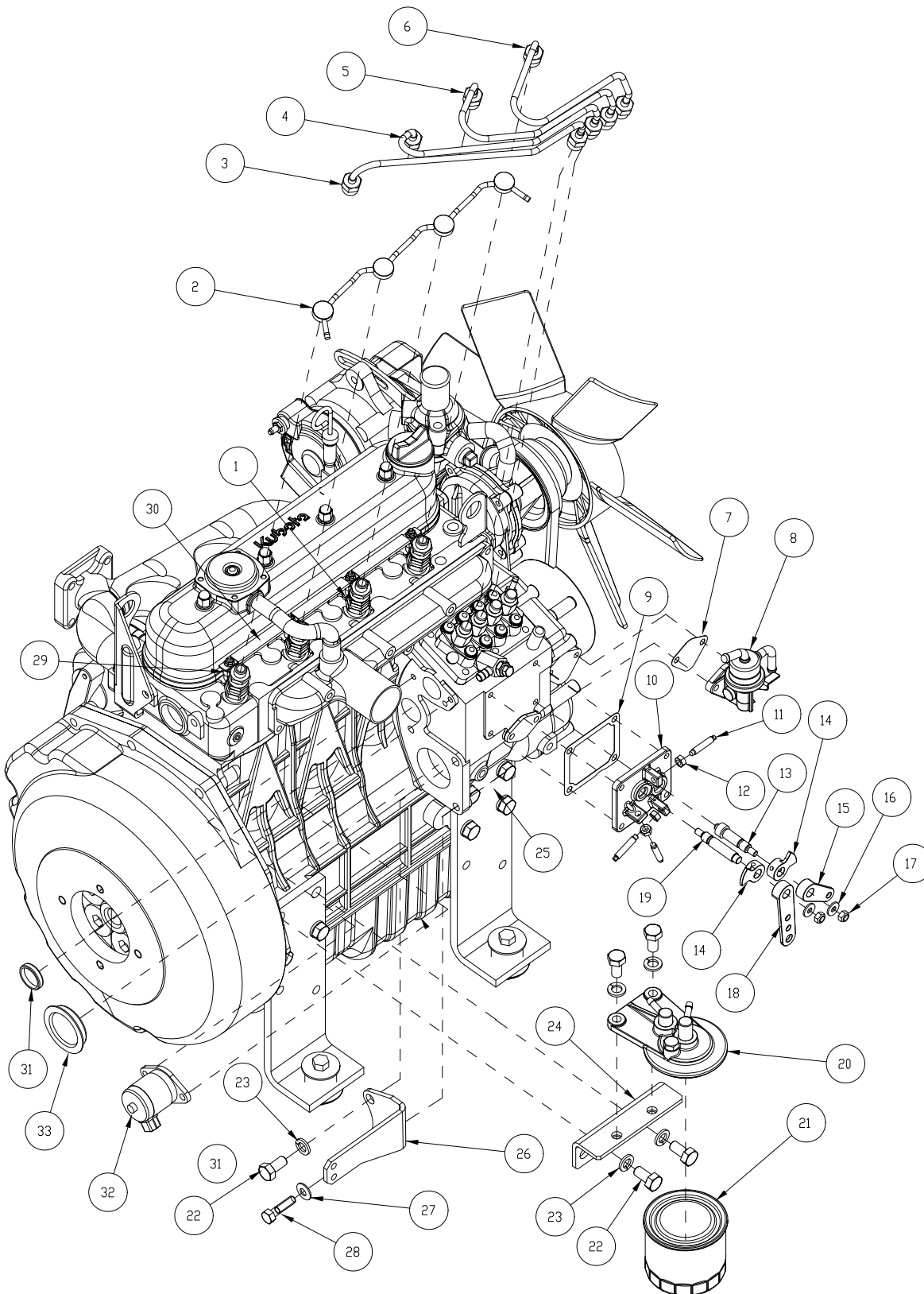


<b>ENGINE KUBOTA V1505 DIESEL - FLYWHEEL, STARTER, HEAD COVER, AND EXHAUST</b>			
<b>ITEM</b>	<b>PART NO.</b>	<b>QTY</b>	<b>DESCRIPTION</b>
1	3334041	1	MANIFOLD-EXHAUST KUBOTA V1505
2	3333964	1	GASKET-EX-MANIFOLD KUBOTA V1505
3	3334278	1	GASKET - VALVE COVER KUBOTA V1505
4	3336910	1	COVER-CYLHEAD KUBOTA V1505
5	3337572	4	GASKET KUBOTA V1505
6	3336916	4	NUT-CYLHEAD COVER KUBOTA V1505
7	3337573	1	O-RING KUBOTA V1505
8	3336926	1	PLUG-OIL FILLER KUBOTA V1505
9	3337574	1	COVER, BREATHER KUBOTA V1505
10	3337575	1	VALVE BREATHER KUBOTA V1505
11	3337576	1	TUBE BREATHER KUBOTA V1505
12	3336911	1	MANIFOLD-INLET KUBOTA 1505
13	3337577	1	GASKET INTAKE MANIFOLD KUBOTA V1505
14	3336935	1	COMP-FLYWHEEL KUBOTA V1505
15	3329956	1	COUPLING-KUBOTA DIESEL V1505/D905
16	3329957	1	BELL HOUSING KUBOTA V1505 DIESEL
17	3336938	6	BOLT-FLYWHEEL KUBOTA V1505
18	3339628	1	ASSY-COCK DRAIN V1505
19	3324129	1	FILTER - OIL, 1505/905 KUBOTA DIE
20	3330402	1	STARTER - KUBOTA V1505, 12V
21	3301720	1	FTG-90 EL 1/8 FPT
22	3300387	1	SENDER-OIL PRESSURE 0-80 PSI
23	3305640	1	FTG-NIPPLE 1/8BPT-1/8NPT BRASS
24	3336917	1	PLATE-REAR END V1505

NOTE: For machines after SN 18221069

**ENGINE KUBOTA V1505 DIESEL - FUEL SYSTEM AND SPEED CONTROL**

NOTE: For machines after SN 18221069

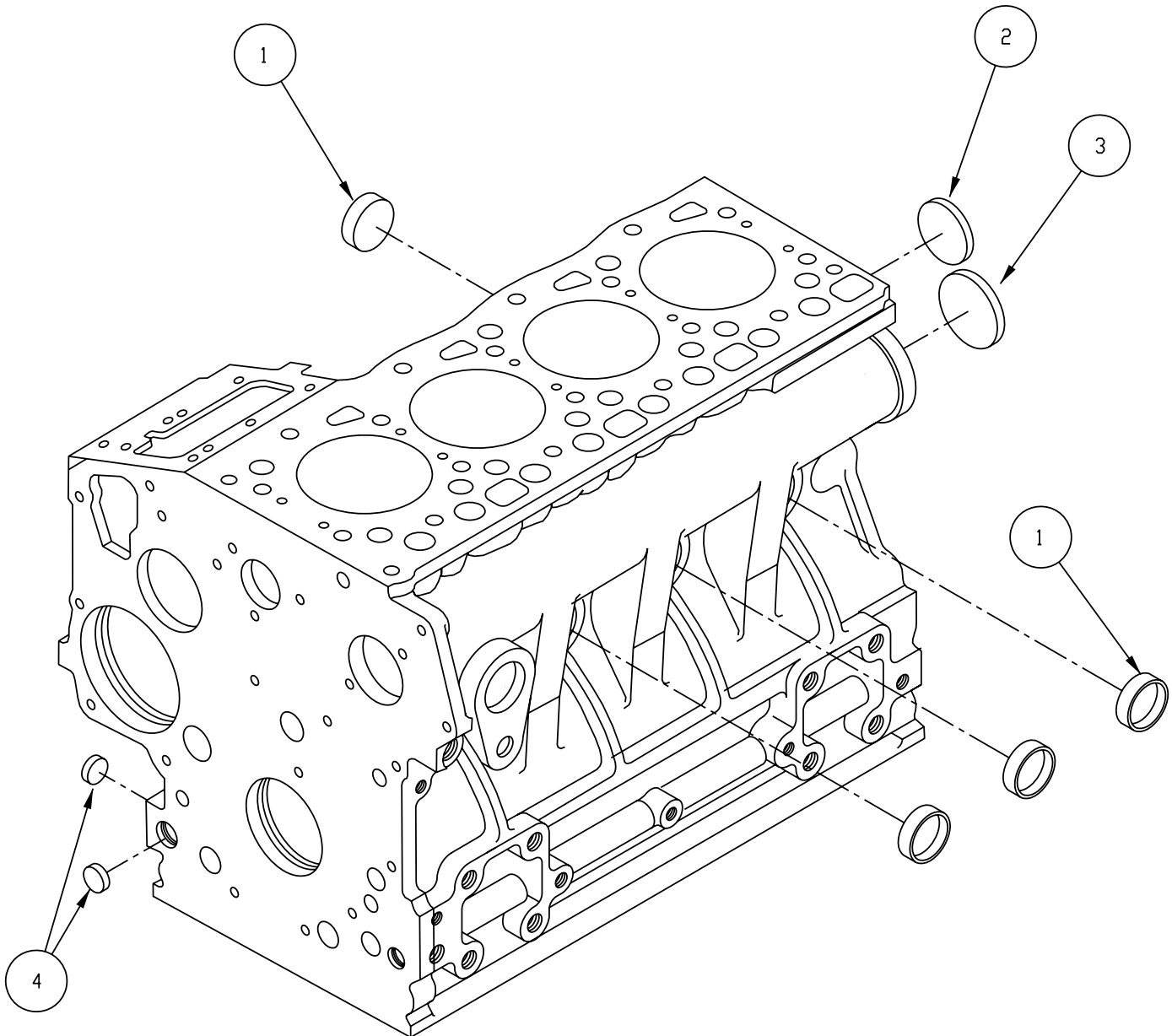


ENGINE KUBOTA V1505 DIESEL - FUEL SYSTEM AND SPEED CONTROL			
ITEM	PART NO.	QTY	DESCRIPTION
1	3330106	4	INJECTOR-KUBOTA V1505 DIESEL
2	3333567	1	FUEL LINE-KBA 1505 LEAK OFF LINE
3	3334998	1	PIPE INJECTION-KUBOTA V1505
4	3334997	1	PIPE INJECTION-KUBOTA V1505
5	3334996	1	PIPE INJECTION-KUBOTA V1505
6	3334995	1	PIPE INJECTION-KUBOTA V1505
7	3330693	1	KUBOTA 1505-FUEL PUMP GASKET
8	3330692	1	PUMP - FUEL, KUBOTA V1505 DIESEL
9	3336924	1	GASKET-CONTROL PLATE KUBOTA V1505
10	3336943	1	PLATE-SPEED CONTROL KUBOTA V1505
11	3336944	3	BOLT-ADJUSTING SPEED CONTROL KUBO
12	3336976	3	HUT-HEX JAM 6MM
13	3336948	1	SHAFT-LEVER STOP SPEED CONTROL KU
14	3336942	2	LEVER-SPEED CONTROL KUBOTA V1505
15	3336945	1	LEVER-ENGINE STOP KUBOTA V1505
16	3336969	2	WASHER-PLAIN 15MM OD X 6MM ID X 1
17	3336970	2	NUT-HEX LOCK 6MM
18	3336941	1	LEVER-SPEED CONTROL KUBOTA V1505
19	3336949	1	LEVER-GOVERNOR KUBOTA V1505
20	3305882	1	MOUNT, FUEL FILTER KUBOTA PNTD
21	3303324	1	FILTER - FUEL KUBOTA DSL (SP)
22	3400293	5	SCR-HEX 10MMX1.25PX20MM ZP
23	3401458	5	WSH-LOCK, 10 MM ZP
24	3336912	1	BRACKET-FUEL FILTER KUBOTA V1505
25	3400390	1	NUT-FLANGE LOCK 5/16-18
26	3350331	1	MOUNT-THROTTLE KBA 1505 DSL
27	3400384	1	WASHER CONICAL SPRING 5/16
28	3400034	1	SCR-HEX,5/16-18X1.25 ZP
29	3330795	4	GLOW PLUG KUBOTA V1505
30	3337578	1	CORD GLOW PLUG KUBOTA V1505
31	3336927	1	PLUG-ENGINE KUBOTA V1505
32	3334549	1	KIT-SOLENOID FUEL SHUT-OFF W/ JUMPER
33	3336925	1	COVER HYDRAULIC PUMP-ENGINE KUBOTA V1505

NOTE: For machines after SN 18221069

**ENGINE KUBOTA V1505 DIESEL - BLOCK AND FREEZE PLUGS**

NOTE: For machines after SN 18221069

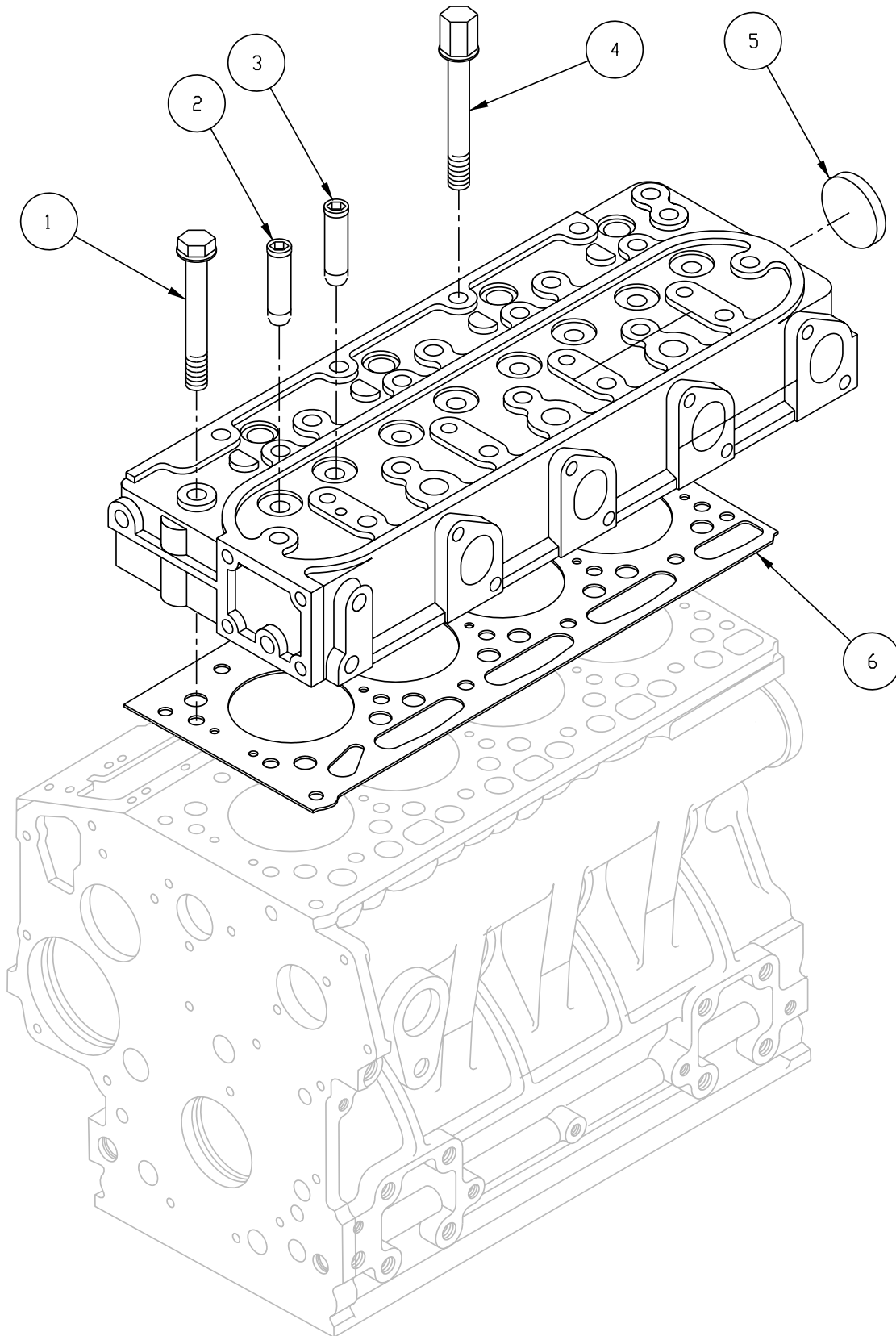


ENGINE KUBOTA V1505 DIESEL - BLOCK AND FREEZE PLUGS			
ITEM	PART NO.	QTY	DESCRIPTION
1	3337579	5	CAP SEALING KUBOTA V1505
2	3337580	1	CAP SEALING KUBOTA V1505
3	3337581	1	PLUG EXPANSION KUBOTA V1505
4	3337582	2	PLUG EXPANSION KUBOTA V1505
NOTE: For machines after SN 18221069			



**ENGINE KUBOTA V1505 DIESEL - HEAD**

NOTE: For machines after SN 18221069



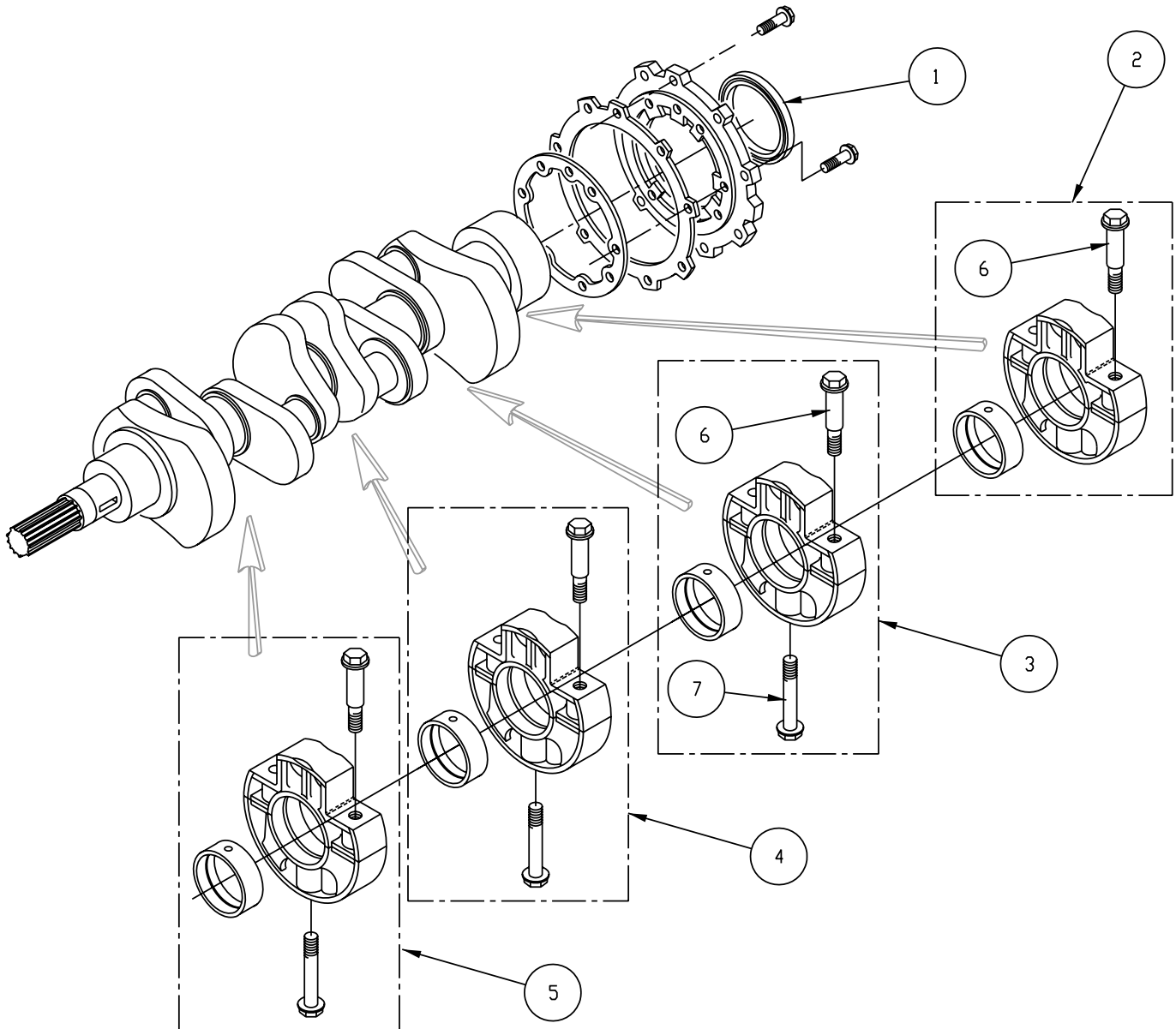


ENGINE KUBOTA V1505 DIESEL - HEAD			
ITEM	PART NO.	QTY	DESCRIPTION
1	3337583	14	BOLT CYCLINDER HEAD KUBOTA V1505
2	3337584	4	GUIDE INLET VALVE KUBOTA V1505
3	3337585	4	GUIDE EXHAUST VALVE KUBOTA V1505
4	3337586	4	BOLT CYCLINDER HEAD KUBOTA V1505
5	3337587	1	CAP SEALING KUBOTA V1505
6	3337588	1	GASKET CYCLINDER HEAD KUBOTA V1505

NOTE: For machines after SN 18221069

**ENGINE KUBOTA V1505 DIESEL - MAIN BEARING CASE**

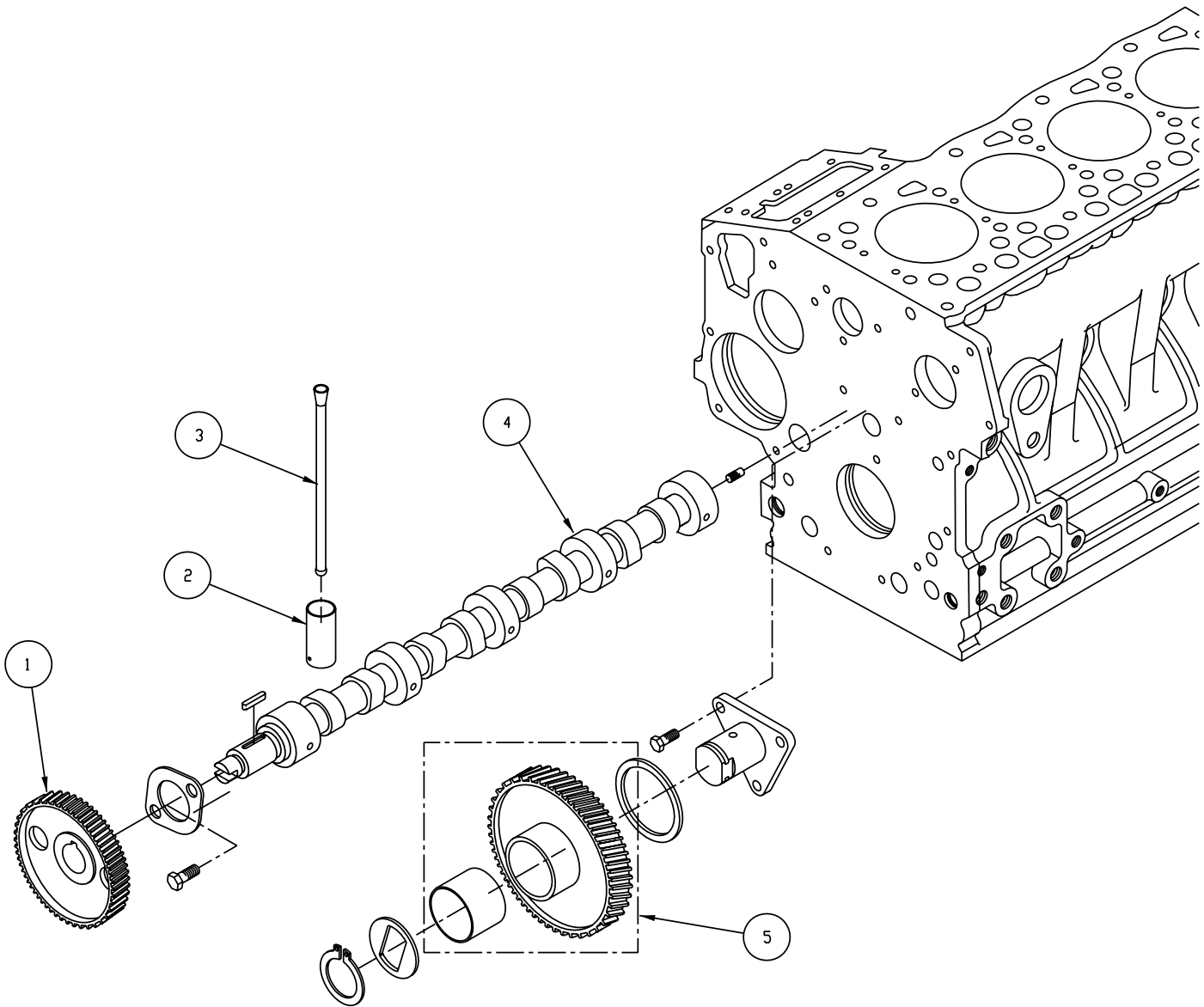
NOTE: For machines after SN 18221069



ENGINE KUBOTA V1505 DIESEL - MAIN BEARING CASE			
ITEM	PART NO.	QTY	DESCRIPTION
1	3337589	1	SEAL OIL KUBOTA V1505
2	3337590	1	ASSY BEARING CASE WHEEL KUBOTA V1505
3	3337591	1	ASSY BEARING CASE MAIN KUBOTA V1505
4	3337592	1	ASSY BEARING CASE MAIN KUBOTA V1505
5	3337593	1	ASSY BEARING CASE MAIN KUBOTA V1505
6	3337594	4	BOLT BEARING CASE KUBOTA V1505
7	3337595	3	BOLT BEARING CASE KUBOTA V1505
NOTE: For machines after SN 18221069			

**ENGINE KUBOTA V1505 DIESEL - CAMSHAFT AND IDLE GEAR SHAFT**

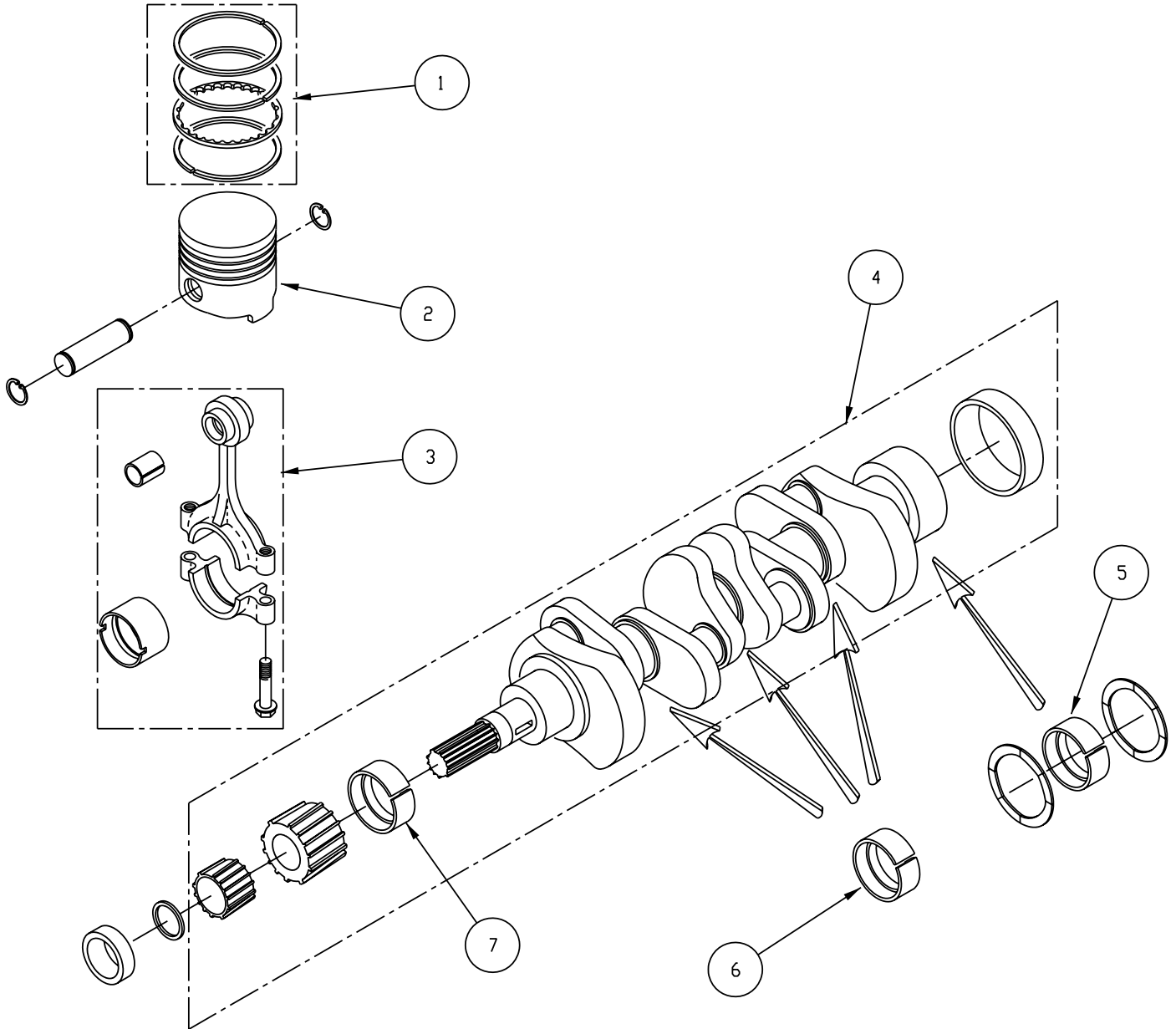
NOTE: For machines after SN 18221069



ENGINE KUBOTA V1505 DIESEL - CAMSHAFT AND IDLE GEAR SHAFT			
ITEM	PART NO.	QTY	DESCRIPTION
1	3337596	1	GEAR CAM KUBOTA V1505
2	3337597	8	TAPPET KUBOTA V1505
3	3337598	8	PUSH ROD KUBOTA V1505
4	3337599	1	ASSY CAM SHAFT KUBOTA V1505
5	3337600	1	COMP GEAR IDLER KUBOTA V1505
NOTE: For machines after SN 18221069			

**ENGINE KUBOTA V1505 DIESEL - PISTON AND CRANKSHAFT**

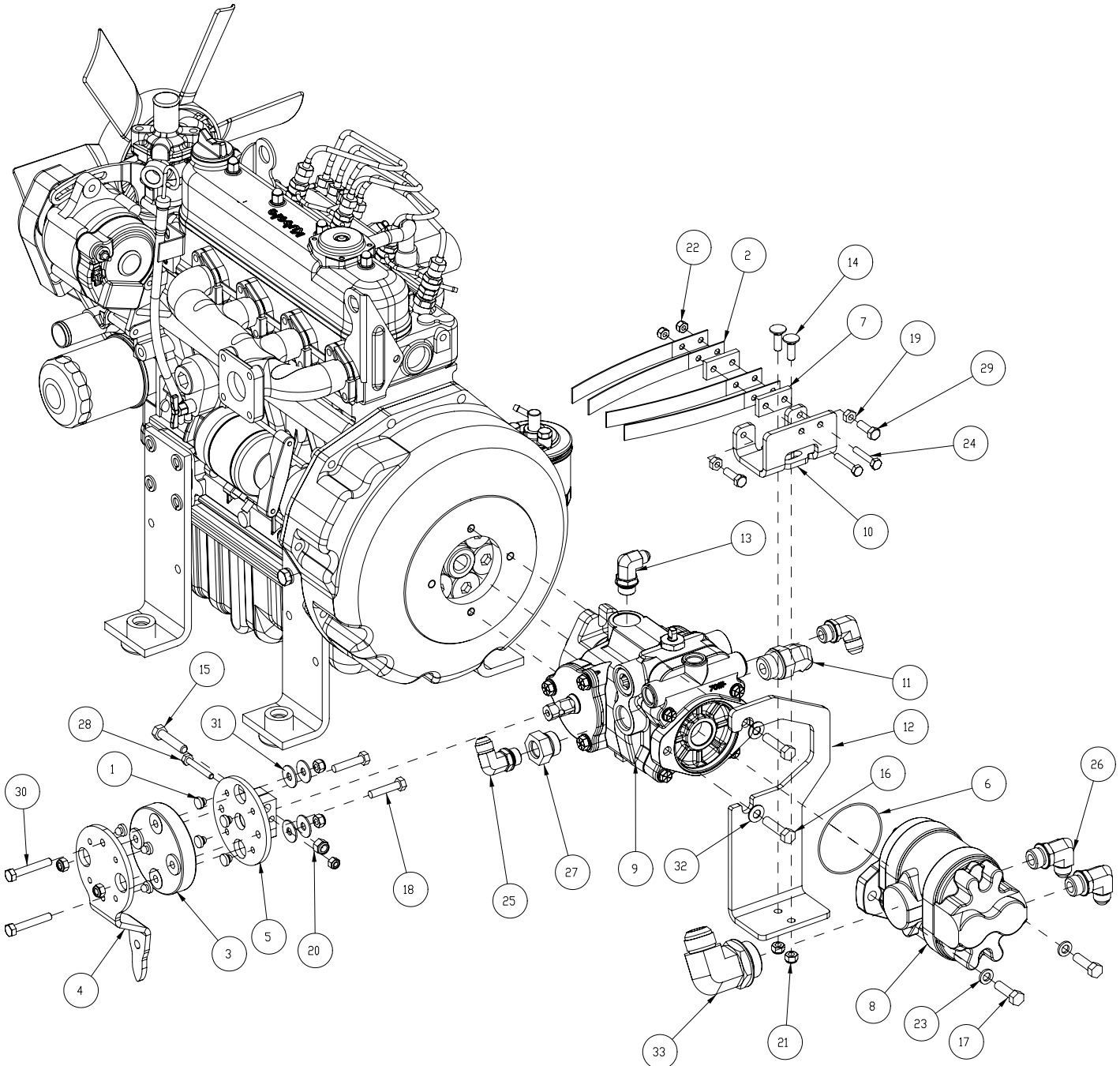
NOTE: For machines after SN 18221069



ENGINE KUBOTA V1505 DIESEL - PISTON AND CRANKSHAFT			
ITEM	PART NO.	QTY	DESCRIPTION
1	3337601	4	ASSY PISTON RING STD KUBOTA V1505
	3337602	4	ASSY PISTON RING +0.50MM KUBOTA V1505
2	3337603	4	PISTON STD KUBOTA V1505
	3337604	4	PISTON +0.50MM KUBOTA V1505
3	3337605	4	ASSY ROD CONNECTING KUBOTA V1505
4	3337606	1	COMP CRANKSHAFT KUBOTA V1505
5	3337607	1	METAL CRANKSHAFT STD KUBOTA V1505
	3337608	1	METAL CRANKSHAFT +0.20MM KUBOTA V1505
	3337609	1	METAL CRANKSHAFT +0.40MM KUBOTA V1505
6	3337610	3	METAL CRANKSHAFT STD KUBOTA V1505
	3337611	3	METAL CRANKSHAFT +0.20MM KUBOTA V1505
	3337612	3	METAL CRANKSHAFT +0.40MM KUBOTA V1505
7	3337613	1	METAL CRANKSHAFT STD KUBOTA V1505
	3337614	1	METAL CRANKSHAFT +0.20MM KUBOTA V1505
	3337615	1	METAL CRANKSHAFT +0.40MM KUBOTA V1505
NOTE: For machines after SN 18221069			

**ENGINE KUBOTA V1505 DIESEL - HYDRAULIC PUMPS**

NOTE: For machines after SN 18221069



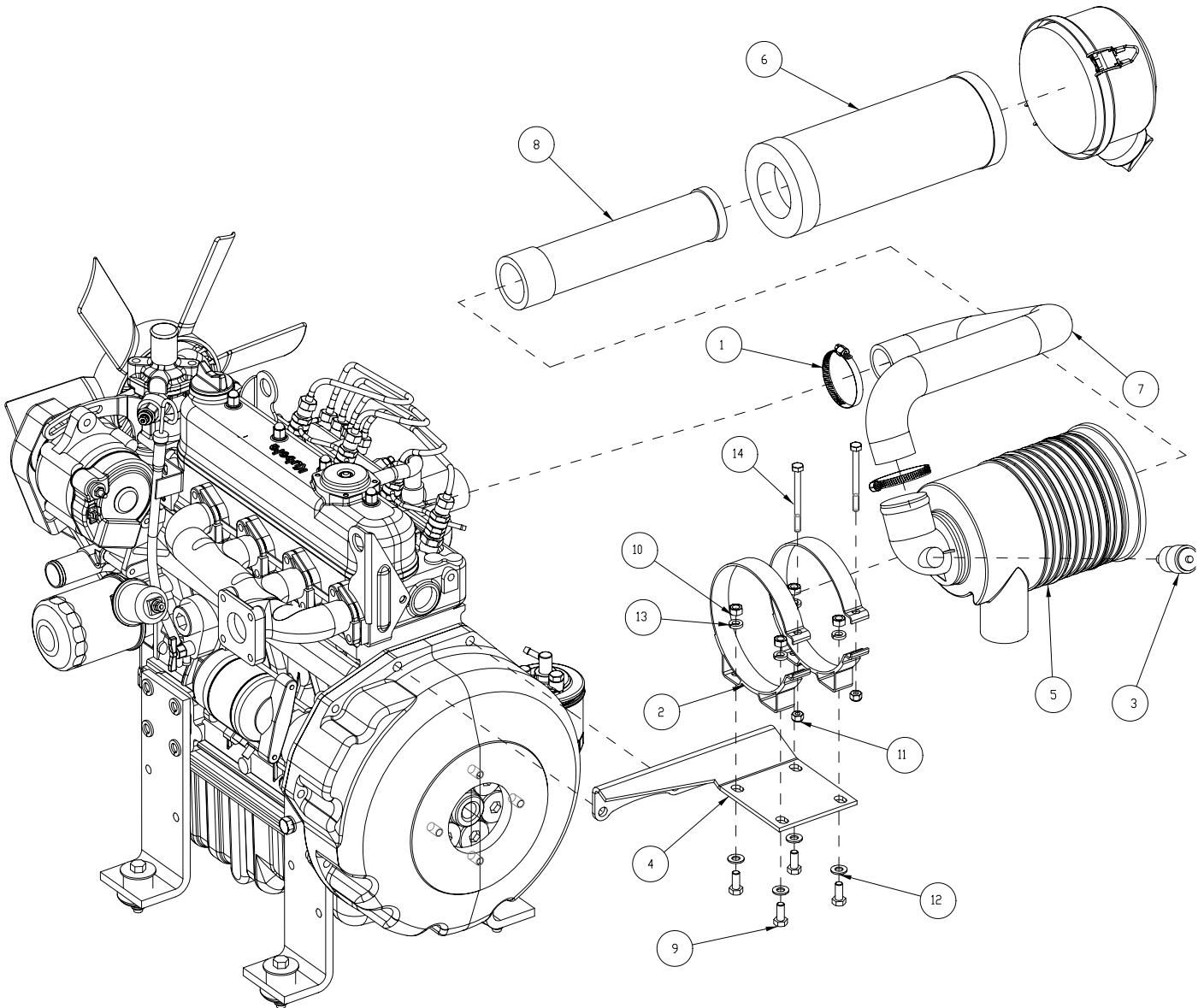


ENGINE KUBOTA V1505 DIESEL - HYDRAULIC PUMPS			
ITEM	PART NO.	QTY	DESCRIPTION
1	3300526	8	BUMPER - 1/4 ID X 1/8 THK
2	3300543	4	SPRING-FWD/REV RETURN
3	3301507	1	COUPLING - RUBBER, DIRECTIONA
4	3301542	1	ARM-FWD/REV PLTD
5	3301544	1	WELDMENT - DISC FWD/REV ZP
6	3303711	1	O-RING STATIC SEAL 3.239 ID
7	3303918	2	SPACER-FWD/REV BRACKET ZP
8	3321395	1	PUMP-GEAR .84CIR DOUBLE
9	3335072	1	PUMP-PISTON, VARIABLE, 1.44 C
	3303581	1	PUMP HYDRAULIC (BEFORE SERIAL NUMBER 18221069)
10	3335301	1	BRACKET-FWD/REV ZP, 9X
11	3335709	1	FTG - 45° 1-1/16-12 X 1/2", S
12	3336771	1	PLT - FWD/REV SPRING MNT TSS,
13	3341130	1	FTG-90 6MJIC X 8MORB
14	3400009	2	SCR - CAR, 5/16-18X1.00 ZP
15	3400027	1	SCREW-HHM 3/8-16 X 1.75 LG ZP
16	3400028	2	SCR-HEX 3/8 -16X1.50 ZP
17	3400029	2	SCR-HEX 3/8 -16X1.25 ZP
18	3400033	2	SCR-HEX 5/16-18X1.50 ZP
19	3400069	2	NUT-HEX 5/16-24 ZP
20	3400079	1	NUT-HEX 3/8-16 ES ZP
21	3400080	6	NUT-HEX 5/16-18 ES ZP
22	3400081	3	NUT-HEX 1/4-20 ES ZP
23	3400101	2	WASHER-LOCK 3/8 SPLIT ZP
24	3400149	2	SCREW-HHM 1/4-20 X 1.5 LG
25	3400154	2	FTG-90 EL 3/4-16 MORB X -8JIC
26	3400155	2	FTG-90 EL 8JIC X 10MORB
27	3400167	1	FTG-12MORB X 8FORB
28	3400173	1	SCREW-HHM 1/4-20 X 1.75 LG ZP
29	3400221	2	SCR-HEX, 5/16-24X1.0 ZP FULL
30	3400231	2	SCREW-HHM 5/16-18 X 2.0 LG ZP
31	3400233	4	WASHER 5/16 ID 1.0 OD X .065
32	3400385	2	WASHER CONICAL SPRING 3/8
33	3400917	1	FTG-90° MALE ELB #20 SAE X #16

NOTE: For machines after SN 18221069

**ENGINE KUBOTA V1505 DIESEL - AIR CLEANER**

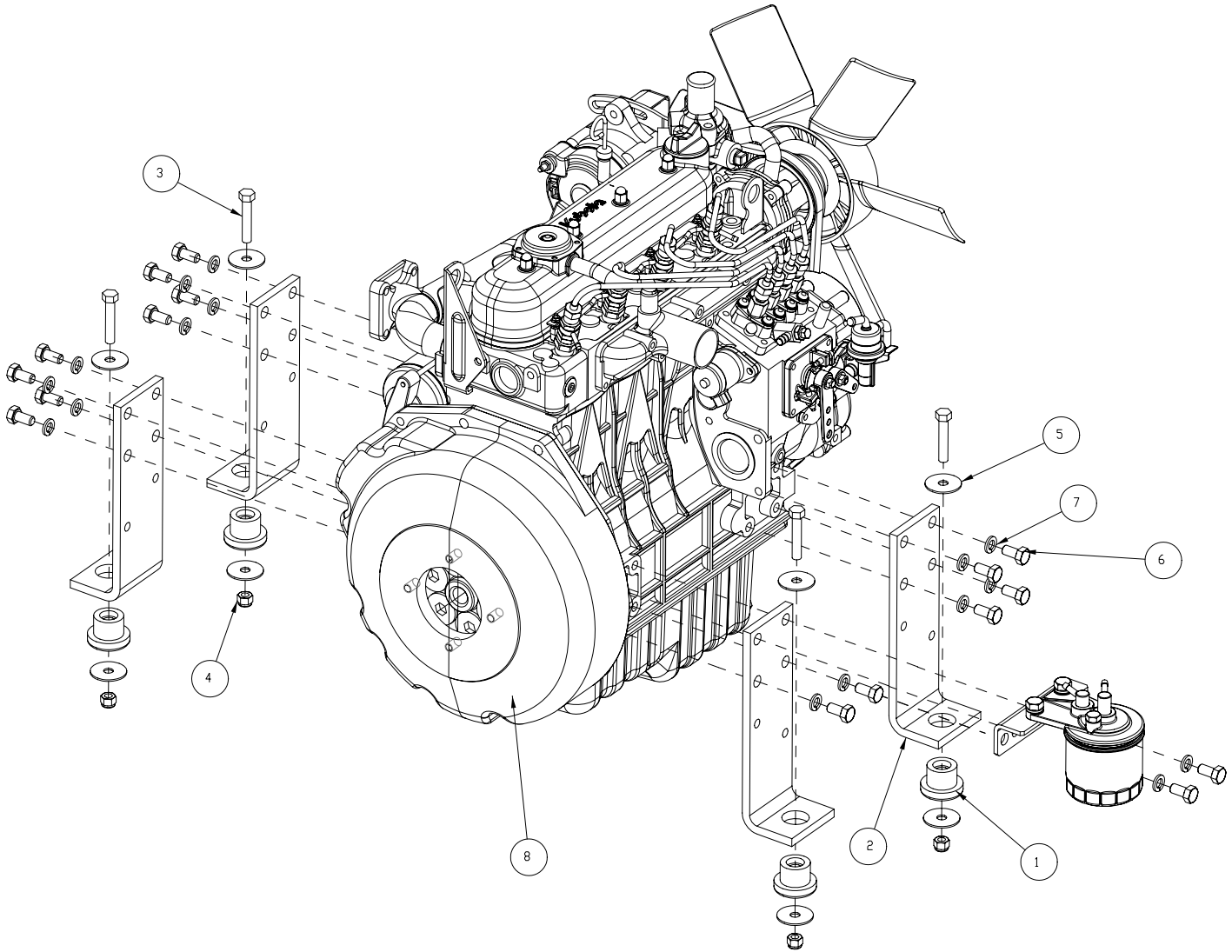
NOTE: For machines after SN 18221069



ENGINE KUBOTA V1505 DIESEL - AIR CLEANER			
ITEM	PART NO.	QTY	DESCRIPTION
1	3044112	2	CLAMP - HOSE, DIAM. 2.5" SS
2	3300459	2	BAND-MTG AIR CLEANER PNTD BLAC
3	3303991	1	INDICATOR-AIR CLEANER
4	3316953	1	MNT-AIR CLEANER 1505 KBA 82
5	3317917	1	AIR CLEANER ASSY-5" RADIAL SEAL
6	3321143	1	ELEMENT PRIMARY
7	3322108	1	HOSE-AIR IN MS/FS DSL
8	3322572	1	ELEMENT SAFETY
9	3400036	4	BOLT-HH 5/16-18X3/4
10	3400070	4	NUT-HEX 5/16-18 ZP
11	3400081	2	NUT-HEX 1/4-20 ES ZP
12	3400088	4	WASHER 5/16 ID .688 OD X .065 THK
13	3400102	4	WSR-LOCK 5/16, ZP
14	3400252	2	SCR-HEX, 1/4-20X3.0 ZP
NOTE: For machines after SN 18221069			

**ENGINE KUBOTA V1505 DIESEL - MOUNTS**

NOTE: For machines after SN 18221069



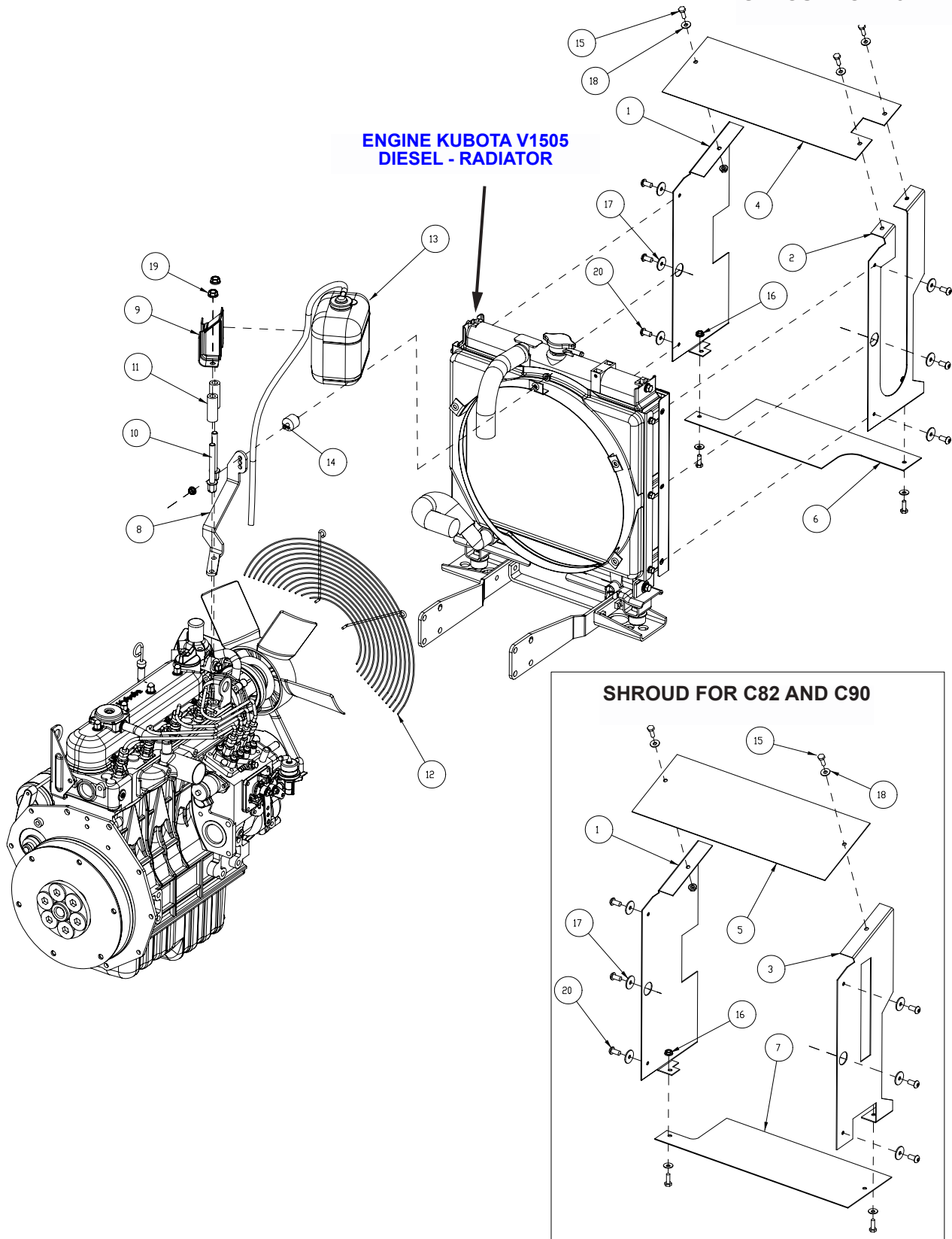
ENGINE KUBOTA V1505 DIESEL - MOUNTS			
ITEM	PART NO.	QTY	DESCRIPTION
1	3300464	4	ISOLATOR - RUBBER, 1.24 DIAMX1.2
2	3332831	4	KRA-SP MOUNT SUPER 5
3	3400339	4	SCR-HEX 3/8 -16X2.25 SS
4	3400079	4	NUT-HEX 3/8-16 ES ZP
5	3400092	8	WASHER-FENDER 3/8 ZP 1.5 OD X .0
6	3400293	14	SCR-HEX 10MMX1.25PX20MM ZP
7	3401458	18	WSH-LOCK, 10 MM ZP
8	3350384	1	ENG - KUBOTA DSL, V1505
NOTE: For machines after SN 18221069			

**ENGINE KUBOTA V1505 DIESEL - RADIATOR MOUNTING AND SHROUD**

NOTE: For machines after SN 18221069

**SHROUD FOR T82 AND T90**

**ENGINE KUBOTA V1505  
DIESEL - RADIATOR**

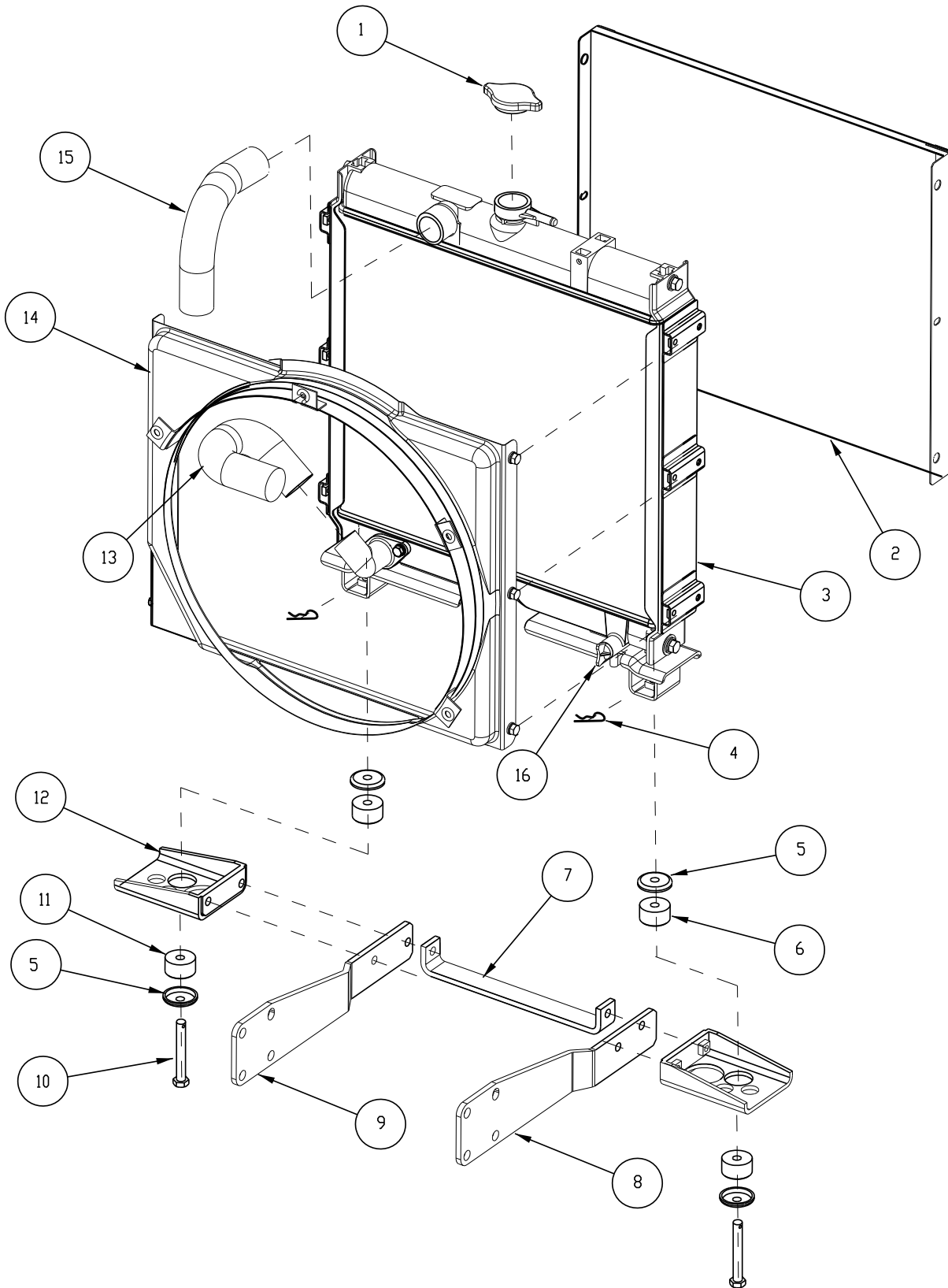


ENGINE KUBOTA V1505 DIESEL - RADIATOR MOUNTING AND SHROUD			
ITEM	PART NO.	QTY	DESCRIPTION
1	3316973	1	SHROUD-AIR 1505 KBA REAR
2	3316974	1	SHROUD-AIR 1505 KBA FRONT TSS
3	3316976	1	SHROUD-AIR 1505 KBA FRONT CSS
4	3316977	1	SHROUD-AIR 1505 KBA TOP TSS
5	3316978	1	SHROUD-AIR 1505 KBA TOP CSS
6	3316979	1	SHROUD-AIR 1505 KBA BTM TSS
7	3316980	1	SHROUD-AIR 1505 KBA BOTTOM CSS
8	3330176	1	KUBOTA 1505 BRACE
9	3334233	1	STAY, RESERVE TANK
10	3336913	2	STUD KUBOTA V1505
11	3336914	2	SPACER-RESERVOIR KUBOTA V1505
12	3336940	1	GUARD-FAN RADIATOR V1505
13	3344101	1	RESERVOIR - COOLANT OVRFLW, 5.5" X 3.5" X 5.5"
14	3344112	1	ISOL- CYL, 1 DIA X 3/4 X 1/4-20, 50LBS
15	3400042	6	SCR-HEX 1/4-20X.75 ZP
16	3400063	8	NUT-FLANGE LOCK 1/4-20 ZP
17	3400090	6	WASHER 1/4 ID 1.0 OD X .074 THK
18	3400383	6	WASHER CONICAL SPRING 1/4
19	3337616	2	NUT RESERVOIR MOUNT KUBOTA V1505
20	3347642	6	SCREW_BHCS M6 X 16
NOTE: For machines after SN 18221069			



**ENGINE KUBOTA V1505 DIESEL - RADIATOR**

NOTE: For machines after SN 18221069





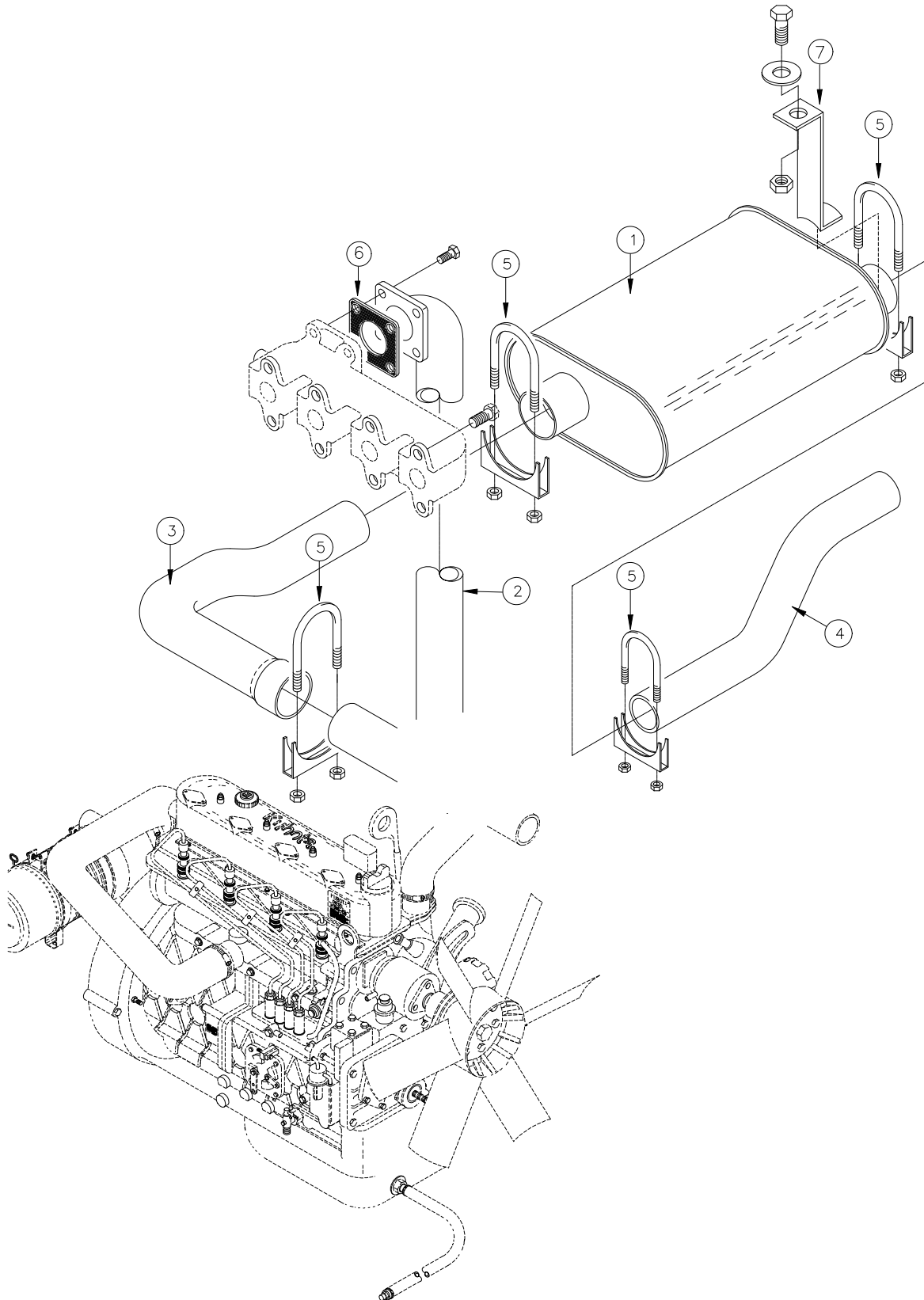
**ENGINE KUBOTA V1505 DIESEL - RADIATOR**

ITEM	PART NO.	QTY	DESCRIPTION
1	3336875	1	CAP-RADIATOR KUBOTA V1505
2	3337617	1	NET RADIATOR KUBOTA V1505
3	3337618	1	RADIATOR KUBOTA V1505
4	3336972	2	PIN-RADIATOR V1505
5	3336973	4	WASHER-RADIATOR V1505
6	3337619	2	ISOLATOR - RADIATOR MOUNT KUBOTA V1505
7	3336953	1	BRACE-RADIATOR KUBOTA V1505
8	3336954	1	SUPPORT-RADIATOR KUBOTA V1505
9	3336968	1	SUPPORT-RADIATOR KUBOTA V1505
10	3336971	2	BOLT-RADIATOR V1505
11	3336981	2	ISOLATOR - RADIATOR MOUNT KUBOTA V1505
12	3336950	2	MOUNT-ASSY RADIATOR KUBOTA V1505
13	3337620	1	HOSE LOWER RADIATOR KUBOTA V1505
14	3337621	1	SHROUD RADIATOR KUBOTA V1505
15	3337622	1	HOSE UPPER RADIATOR KUBOTA V1505
16	3336974	1	DRAIN COCK RADIATOR V1505

NOTE: For machines after SN 18221069

**ENGINE KUBOTA V1505 DIESEL - EXHAUST SYSTEM**

NOTE: For machines after SN 18221069



**ENGINE KUBOTA V1505 DIESEL - EXHAUST SYSTEM**

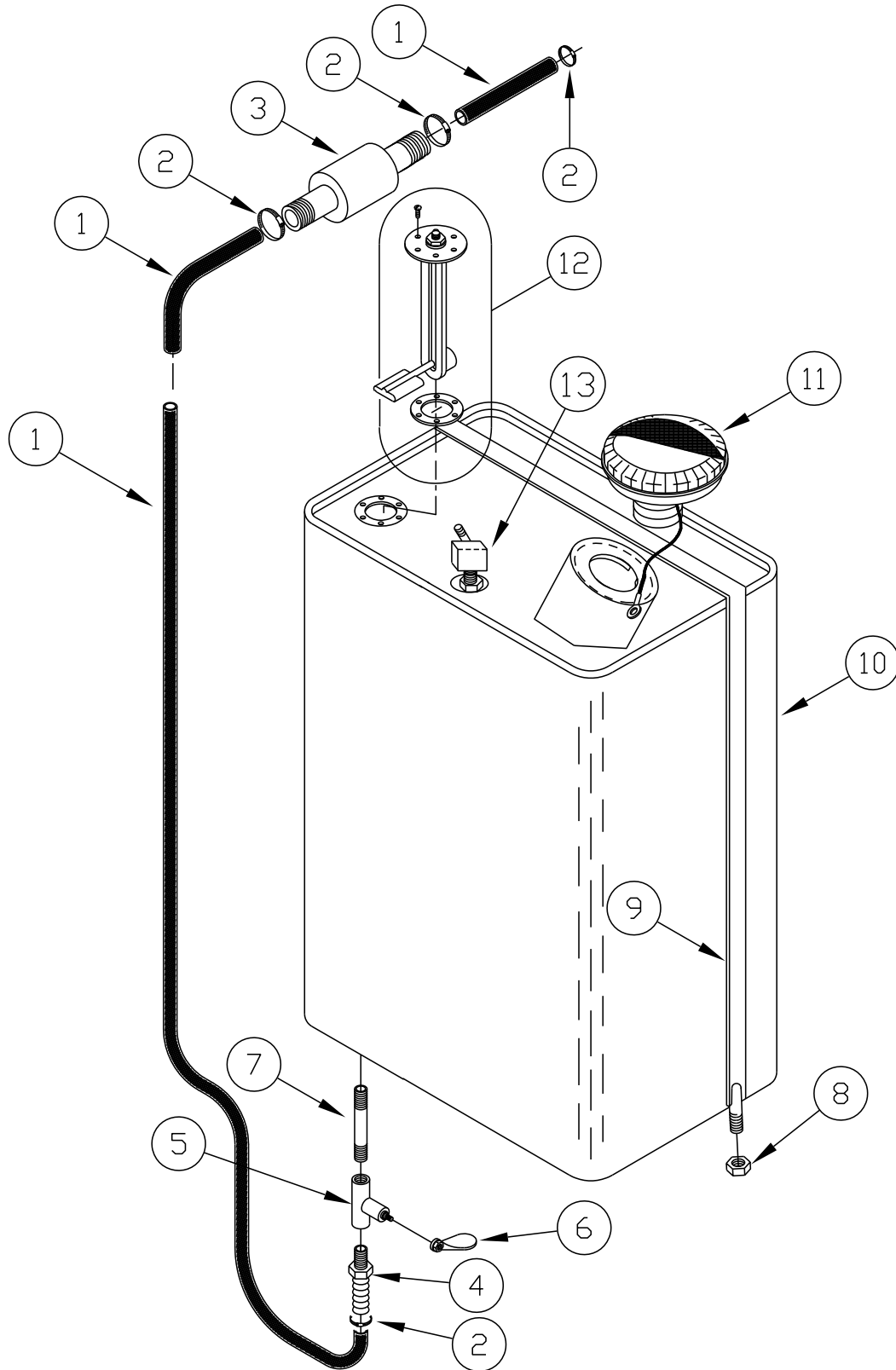
ITEM	PART NO.		QTY	DESCRIPTION
	82 Series	90 Series		
1	3329737		1	MUFFLER
2	3350383		1	WELD-EXHAUST MANIFOLD PIPE 1505
3	3301639	3350381	1	TUBE-EXHAUST INTERMED 1505
4	3309049		1	TUBE-EXH TAILPIPE
5	3301640		4	CLAMP-EXHAUST 1 3/4
6	3339730		1	GASKET EXHAUST MANIFOLD PIPE
7	3332444		1	SUPPORT-MUFFLER

NOTE: Part numbers that span more than one column apply to the models listed in the headings of the columns.

NOTE: For machines after SN 18221069

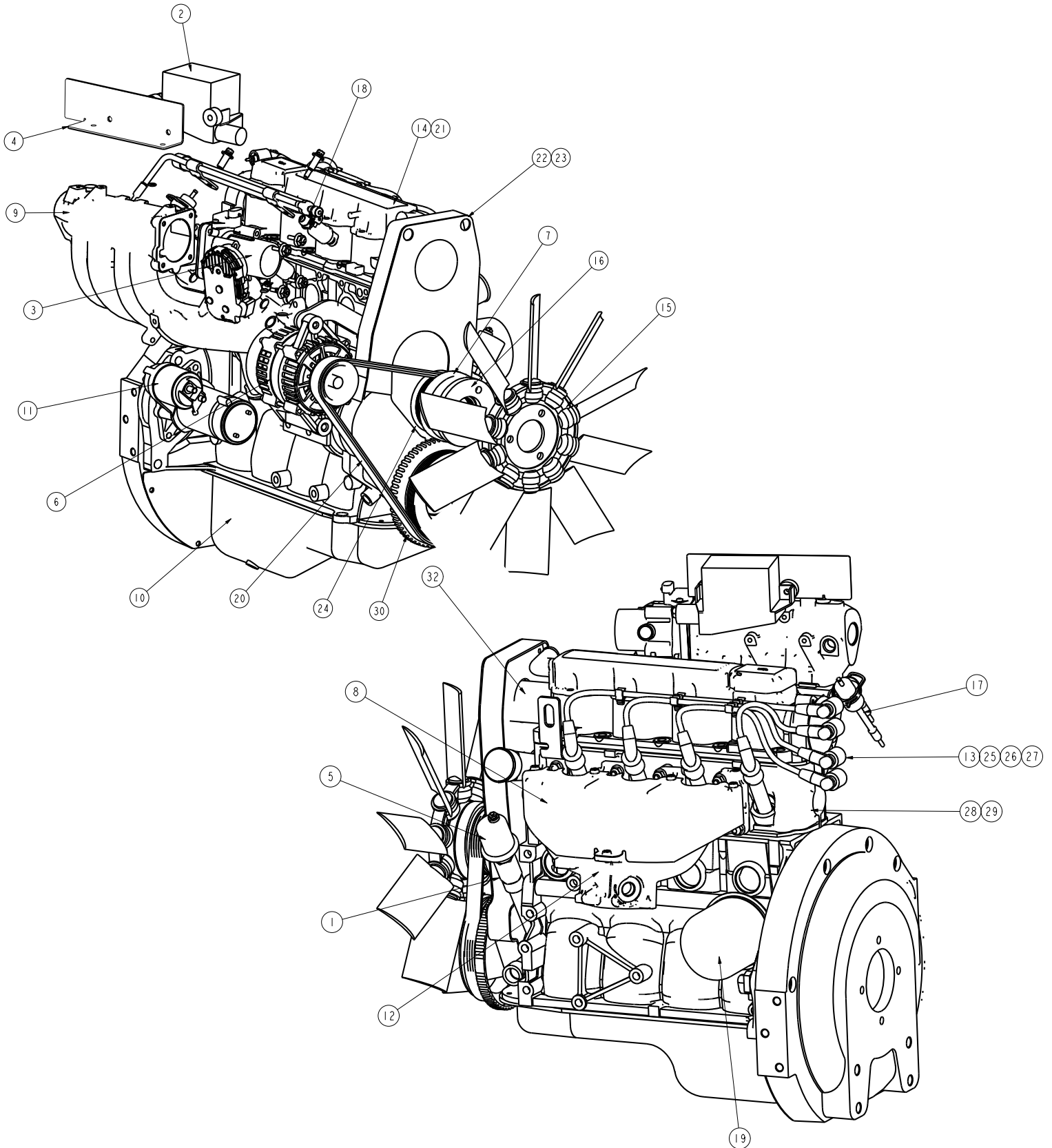
**FUEL TANK ASSEMBLY DIESEL**

NOTE: For machines after SN 18221069



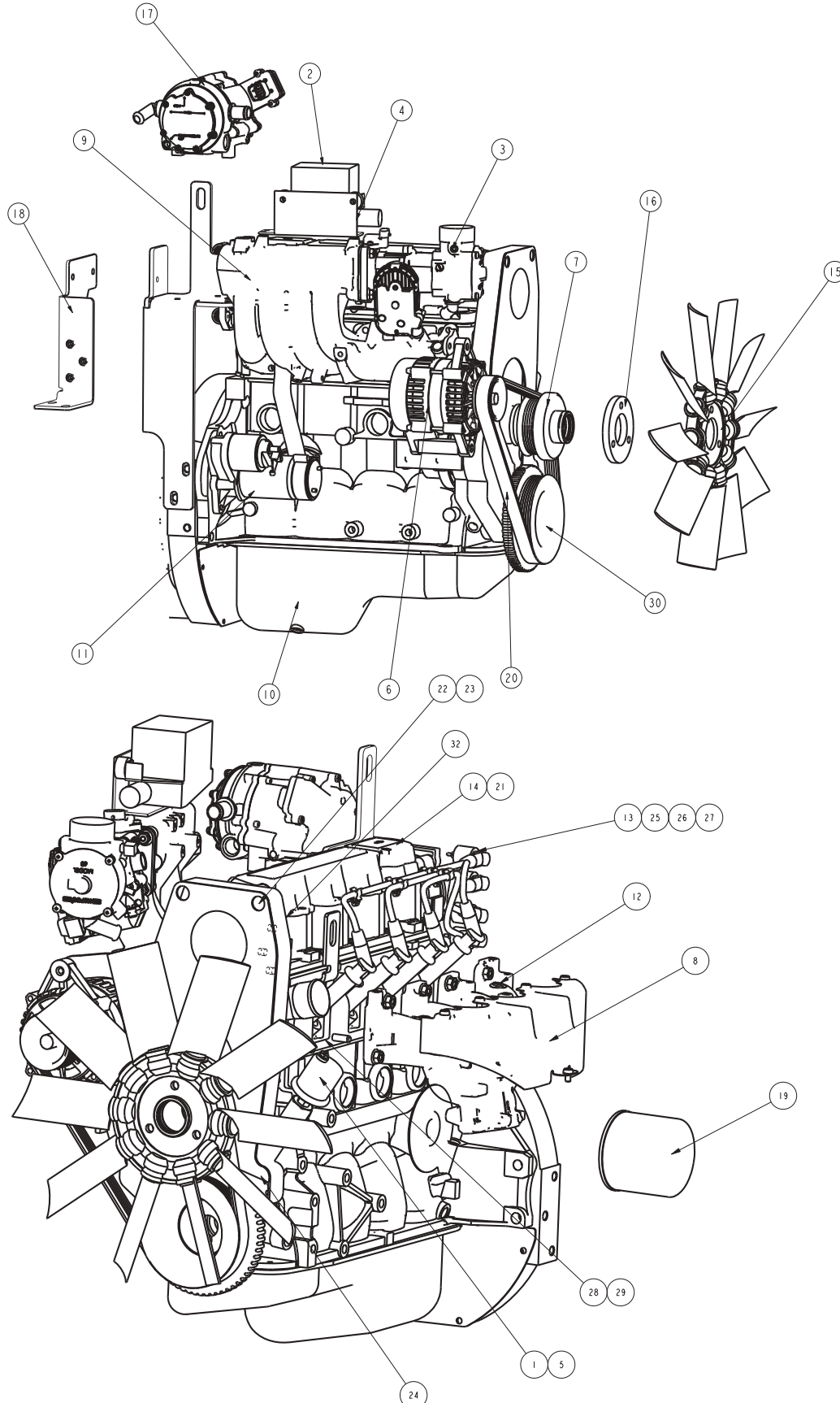
FUEL TANK ASSEMBLY DIESEL			
ITEM	PART NO.	QTY	DESCRIPTION
1	3500653		HOSE-FUEL, 5/16, PER SAE J2260 (ORDER PER FOOT)
2	3302338	4	CLAMP-HOSE .22 TO .62
3	3306606	1	FILTER-FUEL KUBOTA GAS
4	3400261	1	FTG-HOSE BARB 1/4 MPT TO 3/8
5	3400499	1	VALVE-MINATURE 1/4 FPT BALL
6	3316146	1	HANDLE-FUEL SHUTOFF U.L. PNTD
7	3400240	1	FTG-NIPPLE 1/4 MPT
8	3400081	2	NUT-HEX 1/4-20 ES ZP
9	3315620	1	WELD-STRAP GAS TANK
10	3317935	1	TANK-FUEL VERT W/CAP 82/90
11	3332788	1	CAP
12	3315646	1	SENDER-FUEL LONG (10 INCH)
13	3307778	1	FTG-90° 1/8MPTX1/4 BARB
NOTE: For machines after SN 18221069			

**ENGINE GM 1.6L GENERIC GASOLINE T2**



ENGINE GM 1.6L GENERIC GASOLINE T2			
ITEM	PART NO.	QTY	DESCRIPTION
1	3342078	1	ADAPTER-1.6L GM OIL SENDER
2	3343866	1	BOX-FUSE, 1.6 TIER 2
3	3343627	1	THROTTLE BODY-GM 1.6L BOSCH 40
4	3343865	1	BRACKET-FUSE BOX, 1.6 TIER 2
5	3341069	1	SENDER-OIL PRESSURE 12V
6	3343633	1	ALTERNATOR-GM 1.6L 7SI (DF SUR-BELT)
7	3343611	1	PULLEY FOR FAN GM 1.6L
8	3343864	1	SHIELD-EXHAUST MANIFOLD
9	3343645	1	KIT-GM 1.6L INTAKE MANIFOLD
10	3343662	1	PAN-GM 1.6L OIL
11	3342333	1	STARTER-(2.041) GM 1.6L BEFORE ENGINE S/N 1P6L13151
11	3336742	1	STARTER - WITH ENGINE S/N 1P6L13151 AND LATER,
12	3343657	1	MANIFOLD-GM 1.6L EXHAUST
13	3342410	1	WIRE-SPLG #1CYL GM 1.6L
14	3342354	1	COVER-CM/SHF HSG GM 1.6L
15	3342304	1	FAN-PUSHER 16" GM 1.6L
16	3343623	1	SPACER-GM 1.6L FAN PUSHER .85"
17	3342209	1	FILTER-FUEL GM 1.6/3.0
18	3343604	1	KIT-GM 1.6L FUEL GAS
19	3342201	1	FILTER-OIL AC-DELCO GM
20	3343634	1	BELT-GM 1.6L FAN POLY-6V 39"
21	3342356	1	GASKET-CM/SHF HSG CVR GM 1.6L
22	3343656	1	GM 1.6L TIMING BELT FRONT
23	3342385	1	BELT-TMG (111 TEETH) GM 1.6L
24	3343668	1	KIT-GM 1.6L WATER PUMP
25	3342411	1	WIRE-SPLG #2CYL GM 1.6L
26	3342412	1	WIRE-SPLG #3CYL GM 1.6L
27	3342413	1	WIRE-SPLG #4CYL GM 1.6L
28	3343660	1	HEAD-GM 1.6L CYLINDER
29	3342365	1	GASKET KIT-GM 1.6L CYLINDER HEAD
30	3342317	1	PULLEY-CR/SHF GM 1.6L
*	3343535	1	ECU-GM1.6L,GASOLINE TIER 2 (NOT SHOWN)

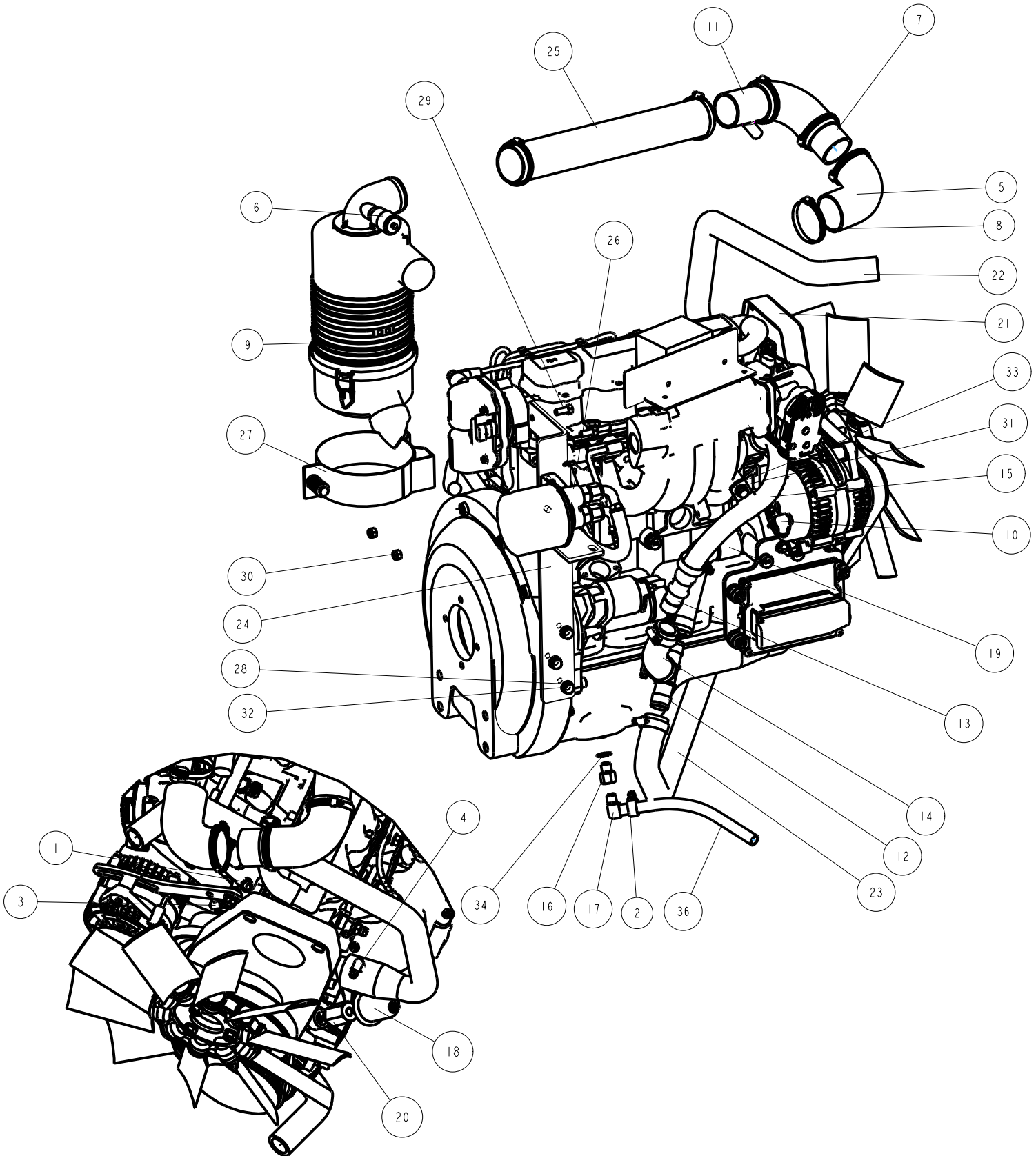
**ENGINE GM 1.6L GENERIC LP T2 (CONTINUED)**





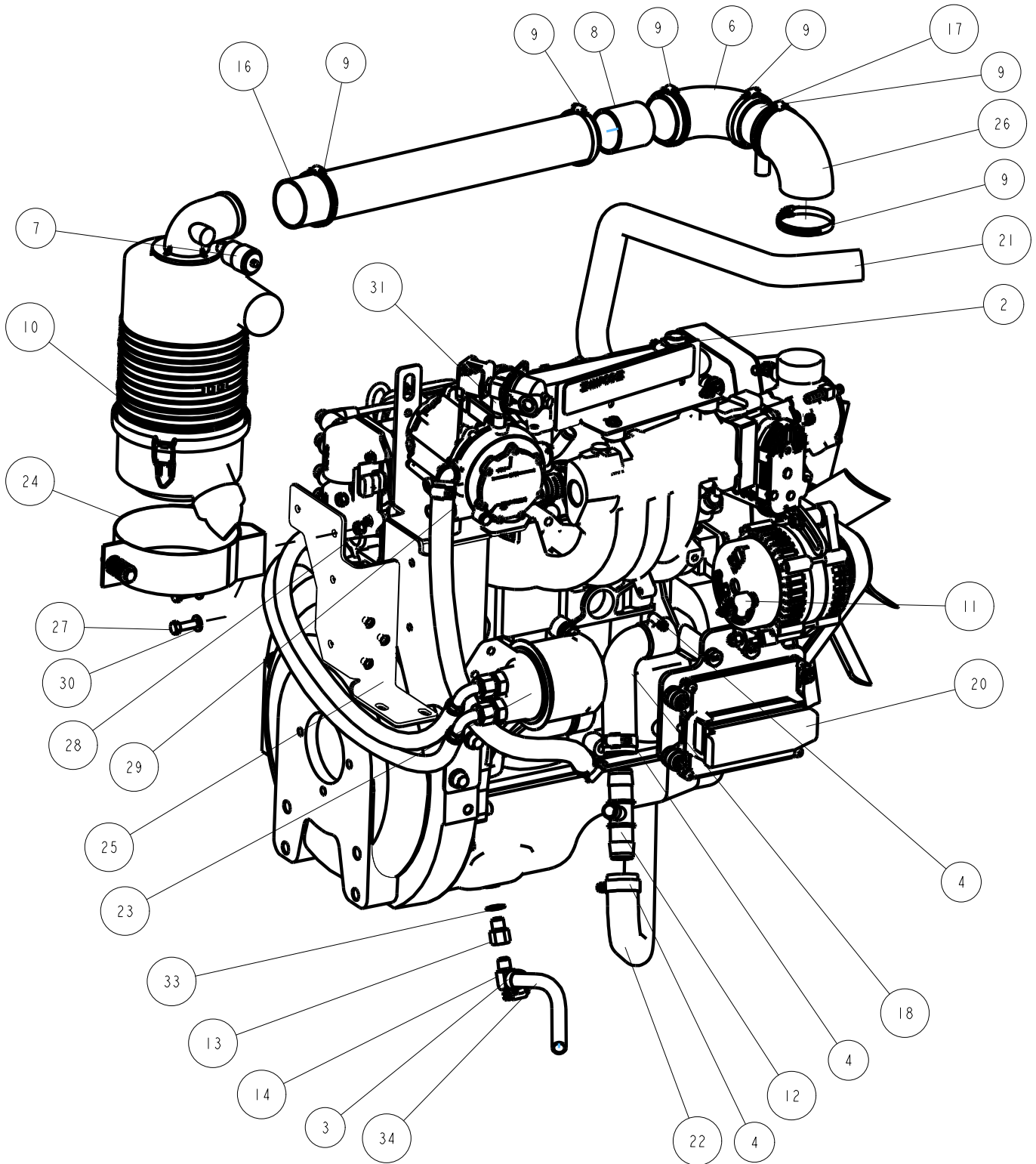
ENGINE GM 1.6L GENERIC LP T2 (CONTINUED)			
ITEM	PART NO.	QTY	DESCRIPTION
1	3342078	1	ADAPTER-1.6L GM OIL SENDER
2	3343866	1	BOX-FUSE, 1.6 TIER 2
3	3343627	1	THROTTLE BODY-GM 1.6L BOSCH 40
4	3343865	1	BRACKET-FUSE BOX, 1.6 TIER 2
5	3341069	1	SENDER-OIL PRESSURE 12V
6	3343633	1	ALTERNATOR-GM 1.6L 7SI (DF SUR-BELT)
7	3343611	1	FAN-GM 1.6L PULLEY
8	3343864	1	SHIELD-EXHAUST MANIFOLD
9	3343645	1	KIT-GM 1.6L INTAKE MANIFOLD
10	3343662	1	PAN-GM 1.6L OIL
11	3342333	1	STARTER-(2.041) GM 1.6L BEFORE ENGINE S/N 1P6L13151
*	3336742	1	STARTER - WITH ENGINE S/N 1P6L13151 AND LATER,
12	3343657	1	MANIFOLD-GM 1.6L EXHAUST
13	3342410	1	WIRE-SPLG #1CYL GM 1.6L
14	3342354	1	COVER-CM/SHF HSG GM 1.6L
15	3342304	1	FAN-PUSHER 16" GM 1.6L
16	3343623	1	SPACER-GM 1.6L FAN PUSHER .85"
17	3339858	1	REGULATOR-ELECT PRESS 2007 UL
18	3343712	1	WELD-MNT, EPR, TSS82/90 LP
19	3342201	1	FILTER-OIL AC-DELCO GM
20	3343634	1	BELT-GM 1.6L FAN POLY-6V 39"
21	3342356	1	GASKET-CM/SHF HSG CVR GM 1.6L
22	3343656	1	GM 1.6L TIMING BELT FRONT
23	3342385	1	BELT-TMG (111 TEETH) GM 1.6L
24	3343668	1	KIT-GM 1.6L WATER PUMP
25	3342411	1	WIRE-SPLG #2CYL GM 1.6L
26	3342412	1	WIRE-SPLG #3CYL GM 1.6L
27	3342413	1	WIRE-SPLG #4CYL GM 1.6L
28	3343660	1	HEAD-GM 1.6L CYLINDER
29	3342365	1	GASKET KIT-GM 1.6L CYLINDER HEAD
30	3342317	1	PULLEY-CR/SHF GM 1.6L
31	3343519	1	ECU-GM1.6L, LP TIER 2 (NOT SHOWN)
32	3342395	1	BOLT-GM 1.6L ENGINE COOL THERM HSG

**ENGINE GM 1.6L T2 GASOLINE**



ENGINE GM 1.6L T2 GASOLINE			
ITEM	PART NO.	QTY	DESCRIPTION
1	3300386	1	SENDER-TEMPERATURE 1/8 NPT
2	3302144	1	CLAMP-HOSE 1/2
3	3302193	7	CLAMP-HOSE 1.25 NOM
4	3303255	1	CLAMP-HOSE 1 3/4 NOM.
5	3303385	2	ADAPTER-90 ELL RUBBER 3.50X2.5
6	3303991	1	INDICATOR-AIR CLEANER
7	3304641	1	TUBE - INTAKE COUPLER, 2.00" OD X 2.00" LG
8	3312189	6	CLAMP - HOSE 2" NOMINAL SS WORM
9	3317917	1	AIR CLEANER ASSY-5" RADIAL SEAL
10	3332449	1	BOOT-TERMINAL COVER, RED
11	3335186	1	WELD-TEE, AIR CLEANER, ARMA
12	3336082	1	TEE-HOSE, 1"
13	3336083	1	COUPLER-HOSE, REDUC 1"X3/4"
14	3336085	1	HOSE-COOLANT 1" ID
15	3336555	1	HOSE-COOLANT 3/4" ID
16	3336592	1	FTG - ADAPTOR, 14MMX1.5 THREAD, 1/4 FNPT, ZP
17	3336593	1	FTG - BH BARB, 90° ELL, 1/4 MPT X 1/2" OD BARB
18	3341069	1	SENDER-OIL PRESSURE 12V
19	3341793	1	HOSE-RADIATOR BTM SHORT 5550
20	3342078	1	ADAPTER - 1.6L GM OIL SENDER
21	3343324	1	ENGINE-GAS GM1.6L TIER 2
22	3343583	1	HOSE-RADIATOR, TOP, TSS82/90
23	3343584	1	HOSE-RADIATOR, BTM, TSS82/90
24	3343592	1	WELD-OIL FILTER/AIR CLEANER MNT
25	3343680	1	HOSE-RUBBER 2 ID X 15.63 LG
26	3343683	1	KIT-REMOTE OIL FILTER, 1.6L TIER 2
27	3343708	1	MOUNTING BAND, AIR CLEANER
28	3400030	3	SCREW-HHM 3/8-16 X 1.0 LG ZP
29	3400036	2	BOLT-HH 5/16-18X3/4
30	3400080	2	NUT-HEX 5/16-18 ES ZP
31	3400088	1	WASHER 5/16 ID .688 OD X .065 THK
32	3400101	3	WASHER-LOCK 3/8 SPLIT ZP
33	3400999	1	CLAMP- P TYPE 1 DIA, ZP VINYL COATED
34	3401466	1	SEAL - OIL PAN DRAIN, GM1.6L ENG
35	3401576	1	CLAMP-HOSE 3/8 - 1.0 DIA, 5/16 BAND, SS
36	3500135	1	HOSE- 1/2 ID X 6" LG, SAE 30R7

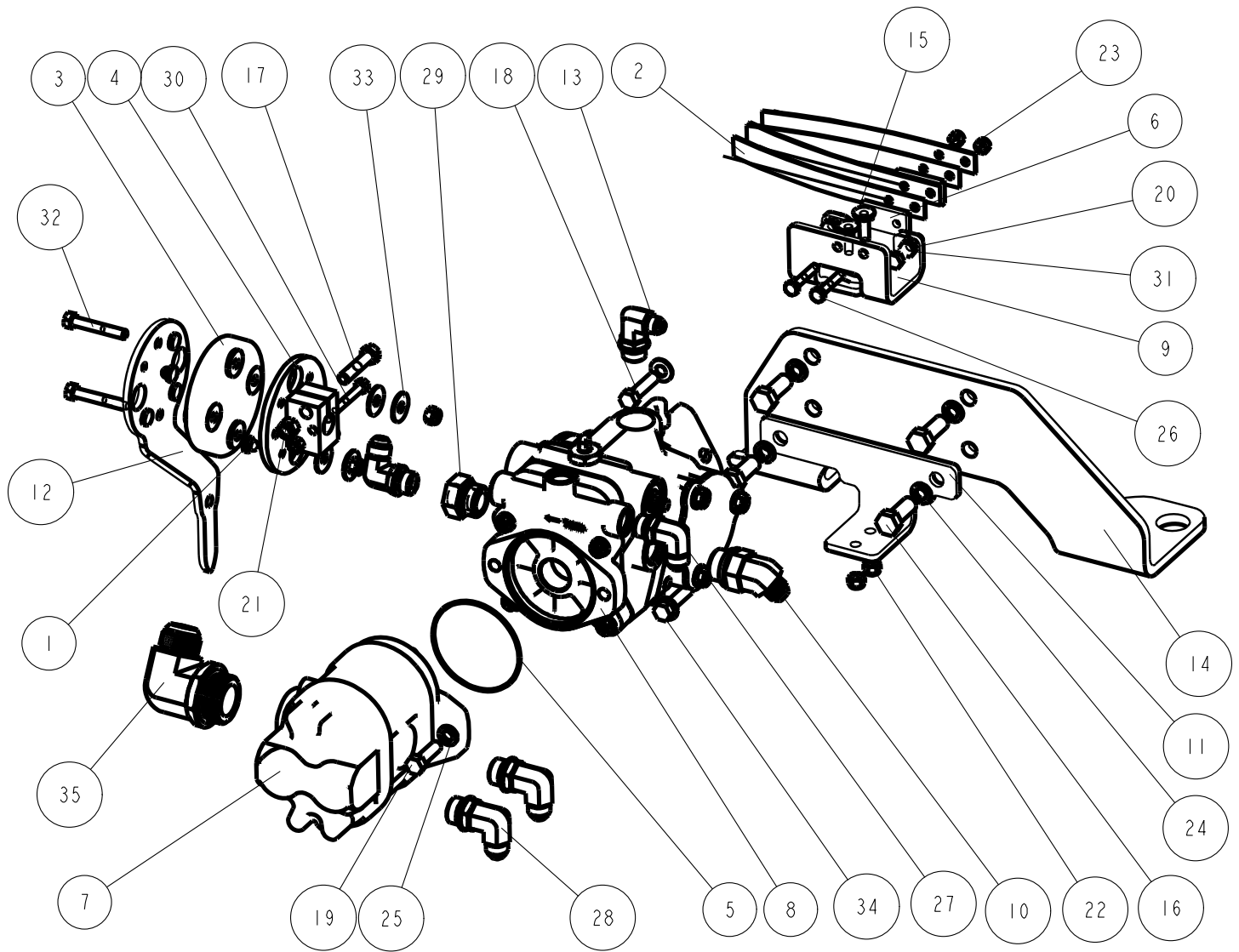
**ENGINE SUB ASSEMBLY GM 1.6L T2 LP**



ENGINE SUB ASSEMBLY GM 1.6L T2 LP			
ITEM	PART NO.	QTY	DESCRIPTION
1	3300386	1	SENDER-TEMPERATURE 1/8 NPT
2	3300535	1	CLAMP-HOSE 1/2
3	3302144	1	CLAMP-HOSE 1/2
4	3302193	3	CLAMP-HOSE 1.25 NOM
5	3303255	1	CLAMP-HOSE 1 3/4 NOM.
6	3303385	1	ADAPTER-90 ELL RUBBER 3.50X2.5
7	3303991	1	INDICATOR-AIR CLEANER
8	3304641	1	TUBE - INTAKE COUPLER, 2.00" OD X 2.00" LG
9	3312189	6	CLAMP - HOSE 2" NOMINAL SS WORM
10	3317917	1	AIR CLEANER ASSY-5" RADIAL SEAL
10A	3321143	1	ELEMENT- PRIMARY AIR CLEANER
10B	3322572	1	ELEMENT-SAFETY AIR CLEANER
11	3332449	1	BOOT-TERMINAL COVER, RED
12	3336081	1	TEE, HOSE REDUCER, 1" X 5/8"
13	3336592	1	FTG - ADAPTOR, 14MMX1.5 THREAD, 1/4 FNPT, ZP
14	3336593	1	FTG - BH BARB, 90 ELL, 1/4 MPT X 1/2" OD BARB
15	3341069	1	SENDER-OIL PRESSURE 12V
16	3341789	1	HOSE-AIR CLEANER 5550
17	3335186	1	WELD-2.0" AIR CLEANER T 5550
18	3341793	1	HOSE-RADIATOR BTM SHORT 5550
19	3342078	1	ADAPTER - 1.6L GM OIL SENDER
20	3343256	1	ENGINE-LP GM1.6L TIER 2
21	3343583	1	HOSE-RADIATOR, TOP, TSS82/90
22	3343584	1	HOSE-RADIATOR, BTM, TSS82/90
23	3343683	1	KIT-REMOTE OIL FILTER, 1.6L TIER 2
24	3343708	1	MOUNTING BAND, AIR CLEANER
25	3343709	1	WELD-MNT AIR CLNR, TSS82/90 LP
26	3343731	1	ADAPTER-90 ELL RUBBER 3.0X2.5
27	3400035	2	SCR-HEX 5/16-18X1.00 ZP
28	3400080	2	NUT-HEX 5/16-18 ES ZP
29	3400087	3	WASHER 3/8 ID .81 OD X .065 THK
30	3400088	2	WASHER 5/16 ID .688 OD X .065 THK
31	3400498	1	FTG-NIPPLE 1/4 MPT
32	3401122	0.1	SEALANT-THREADED PIPE, 565 PST
33	3401466	1	SEAL - OIL PAN DRAIN, GM1.6L ENG
34	3500135	1	HOSE- 1/2 ID X 6" LG, SAE 30R7

**HYDRAULIC PUMPS & REAR ENG. MOUNT GM T2 LP & GASOLINE**

NOTE: For machines after SN 18221069

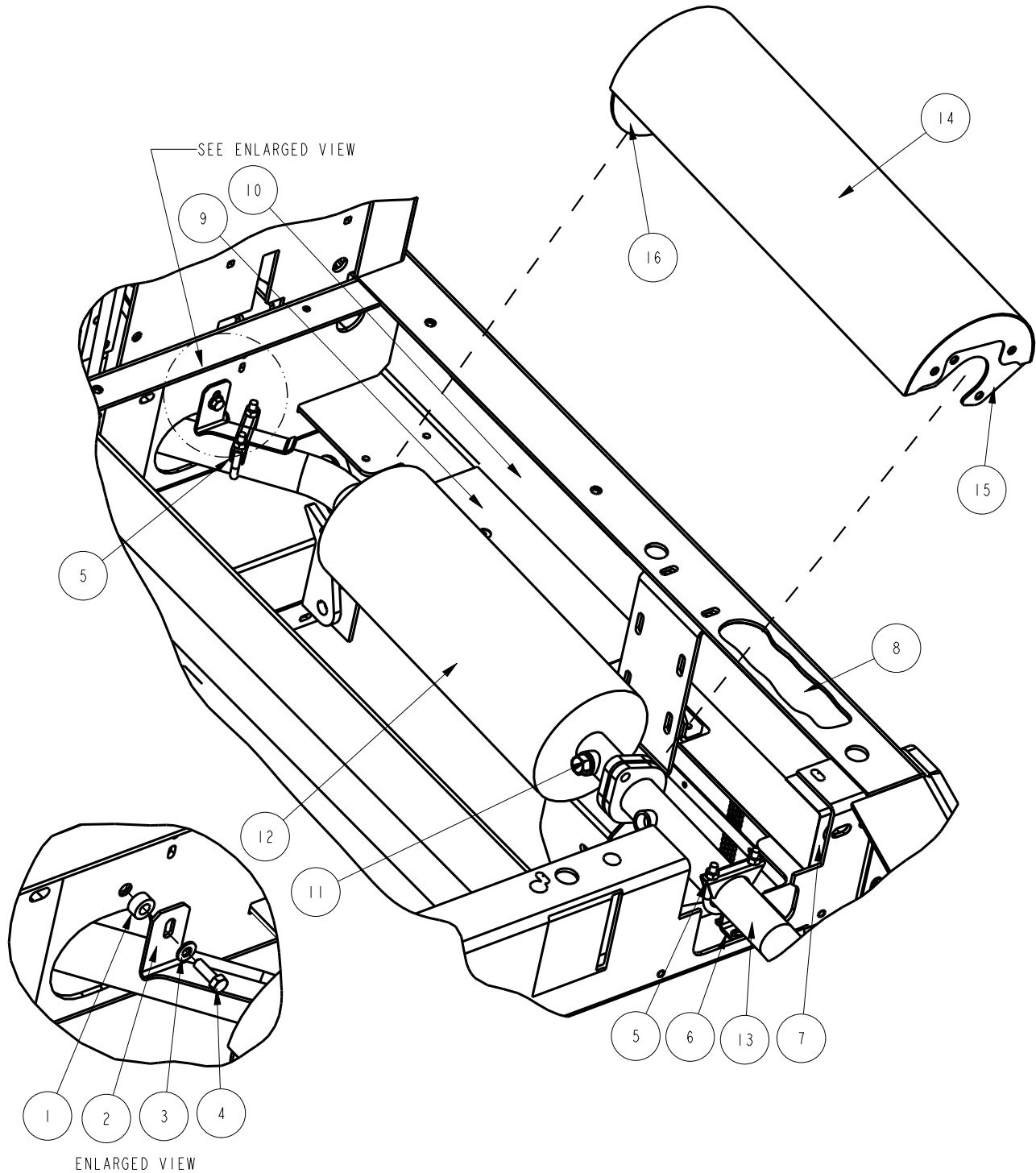




**PARTS BREAKDOWN**

<b>HYDRAULIC PUMPS &amp; REAR ENG. MOUNT GM T2 LP &amp; GASOLINE</b>			
<b>ITEM</b>	<b>PART NO.</b>	<b>QTY</b>	<b>DESCRIPTION</b>
1	3300526	8	BUMPER - 1/4 ID X 1/8 THK
2	3300543	4	SPRING-FWD/REV RETURN
3	3301507	1	COUPLING - RUBBER, DIRECTIONAL CONTROL
4	3301544	1	WELDMENT - DISC FWD/REV ZP
5	3303711	1	O-RING STATIC SEAL 3.239 ID
6	3303918	2	SPACER-FWD/REV BRACKET ZP
7	3321395	1	PUMP-GEAR .84CIR DOUBLE
8	3335072	1	PUMP-PISTON, VARIABLE, 1.44 CIR, PROPEL
8A	3303581	1	PUMP HYDRAULIC (BEFORE SERIAL NUMBER 18221069)
9	3335301	1	BRACKET-FWD/REV ZP, 9X
10	3335709	1	FTG - 45° 1-1/16-12 X 1/2", STR#12 - JIC37°#8
11	3335883	1	BRKT-MOUNT, FWD/REV ADJUST
12	3336736	1	ARM-FWD/REV, ZP
13	3341130	1	FTG-90 6MJIC X 8MORB
14	3343533	1	PLT-REAR ENG MNT, TSS82/90
15	3400009	2	SCR - CAR, 5/16-18X1.00 ZP
16	3400022	4	SCR-HEX 1/2-13 X 1.25 ZP
17	3400027	1	SCREW-HHM 3/8-16 X 1.75 LG ZP
18	3400028	2	SCR-HEX 3/8 -16X1.50 ZP
19	3400029	2	SCR-HEX 3/8 -16X1.25 ZP
20	3400069	2	NUT-HEX 5/16-24 ZP
21	3400079	1	NUT-HEX 3/8-16 ES ZP
22	3400080	4	NUT-HEX 5/16-18 ES ZP
23	3400081	3	NUT-HEX 1/4-20 ES ZP
24	3400098	4	WSR-LOCK 1/2, ZP
25	3400101	2	WASHER-LOCK 3/8 SPLIT ZP
26	3400149	2	SCREW-HHM 1/4-20 X 1.5 LG
27	3400154	2	FTG-90 EL 3/4-16 MORB X -8JIC
28	3400155	2	FTG-90 EL 8JIC X 10MORB
29	3400167	1	FTG-12MORB X 8FORB
30	3400173	1	SCREW-HHM 1/4-20 X 1.75 LG ZP
31	3400228	2	SCR-HEX, 5/16-24X1.5 ZP FULL THD
32	3400231	2	SCREW-HHM 5/16-18 X 2.0 LG ZP
33	3400233	4	WASHER 5/16 ID 1.0 OD X .065 THK
34	3400385	2	WASHER CONICAL SPRING 3/8
35	3400917	1	FTG-90° MALE ELB #20 SAE X #16 JIC
36	3401122	0.1	SEALANT-THREADED PIPE, 565 PST
NOTE: For machines after SN 18221069			

**EXHAUST SYSTEM GM 1.6L T2 ENGINE PART 1**

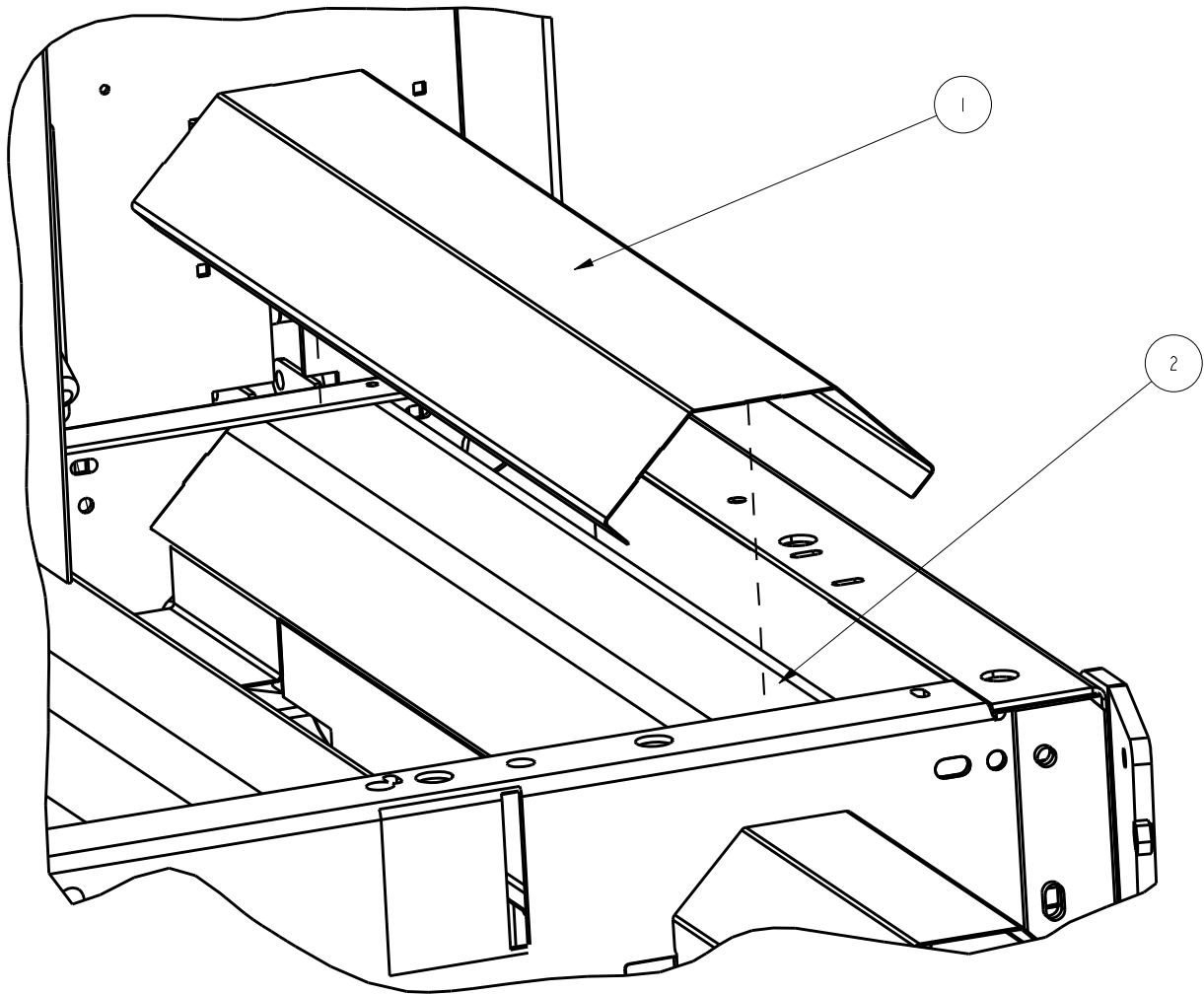




EXHAUST SYSTEM GM 1.6L T2 ENGINE PART 1				
ITEM	PART NO.		QTY	DESCRIPTION
	82 Series	90 Series		
1	3301085		1	SPACER-FRONT BUMPER PLTD
2	3336009		1	BRKT-HANGER HEADER PIPE
3	3400088		1	WASHER-FLAT 5/16 IDX.688 ODX.0
4	3400035		1	SCR-HEX,5/16-18X1.00 ZP
5	3301640		1	CLAMP-EXHAUST 1 3/4
6	3344029		1	SUPPORT, EXHAUST PIPE
7	3336051		1	BARRIER-HEAT REFLECT, CHANNEL REAR
8	3336049		1	BARRIER-HEAT REFLECT, CHANNEL TOP
9	3336050		1	BARRIER-HEAT REFLECT, CHANNEL BTM
10	3336048		1	BARRIER-HEAT REFLECT, CHANNEL WEB
11	3344028		1	PLUG, STL., M18X1.5, O2 SENSOR
12	3350056		1	MUFFLER-GM 1/6 L TIER 2 CAT
13	3344025	3344026	1	WELD-TAILPIPE
14	3344044		1	WELD-CATCOVER
15	3344042		1	WELD-MTG PLATE, CATCOVER, REAR
16	3344040		1	WELD-MTG PLATE, CATCOVER, FRONT

NOTE: Part numbers that span more than one column apply to the models listed in the headings of the columns.

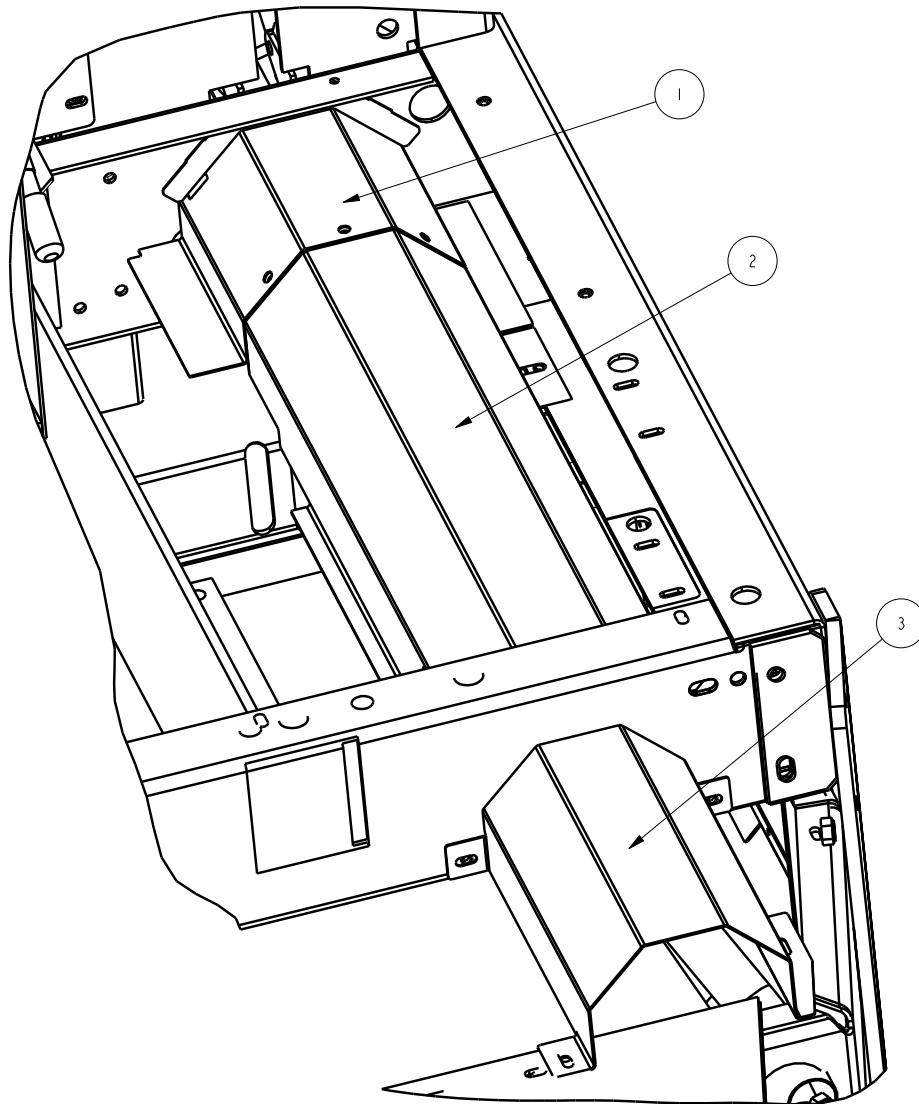
**EXHAUST SYSTEM GM 1.6L T2 ENGINE PART 2**



**EXHAUST SYSTEM GM 1.6L T2 ENGINE PART 2**

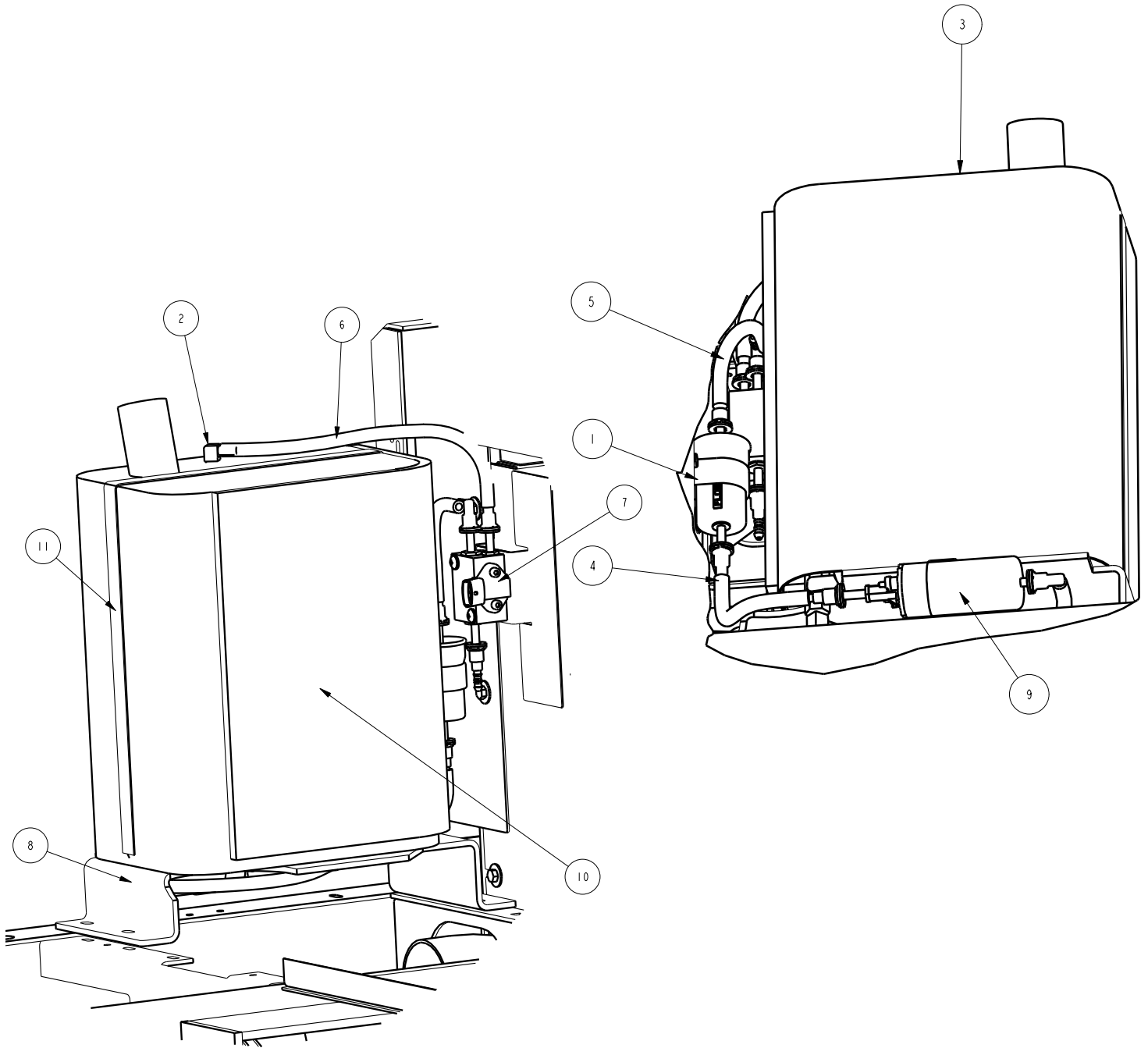
ITEM	PART NO.	QTY	DESCRIPTION
1	3336011	1	WELD-COVER HEAT BLANKET CAT/MUFFLER
2	3336044	1	INSUL- HEAT BLNKT CAT/MUFFLER

**EXHAUST SYSTEM GM 1.6L T2 ENGINE PART 3**



<b>EXHAUST SYSTEM GM 1.6L T2 ENGINE PART 3</b>			
<b>ITEM</b>	<b>PART NO.</b>	<b>QTY</b>	<b>DESCRIPTION</b>
1	3336013	1	SHIELD-HEAT FRONT CAT/MUFFLER
2	3336012	1	SHIELD-HEAT CAT/MUFFLER
3	3344031	1	SHIELD-HEAT, TAILPIPE

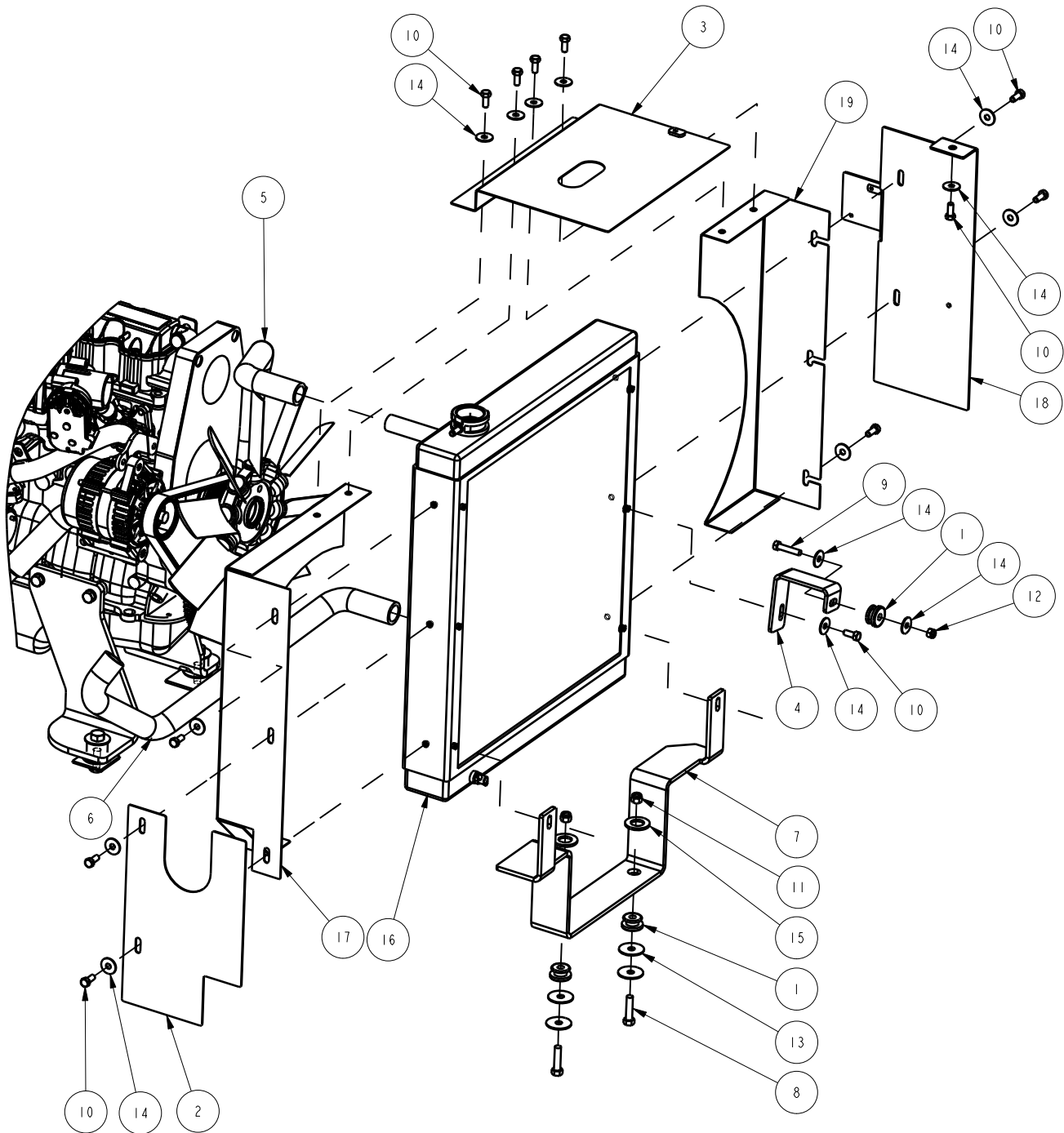
**FUEL TANK ASSEMBLY GASOLINE GM 1.6L T2 ENGINE**



**FUEL TANK ASSEMBLY GASOLINE GM 1.6L T2 ENGINE**

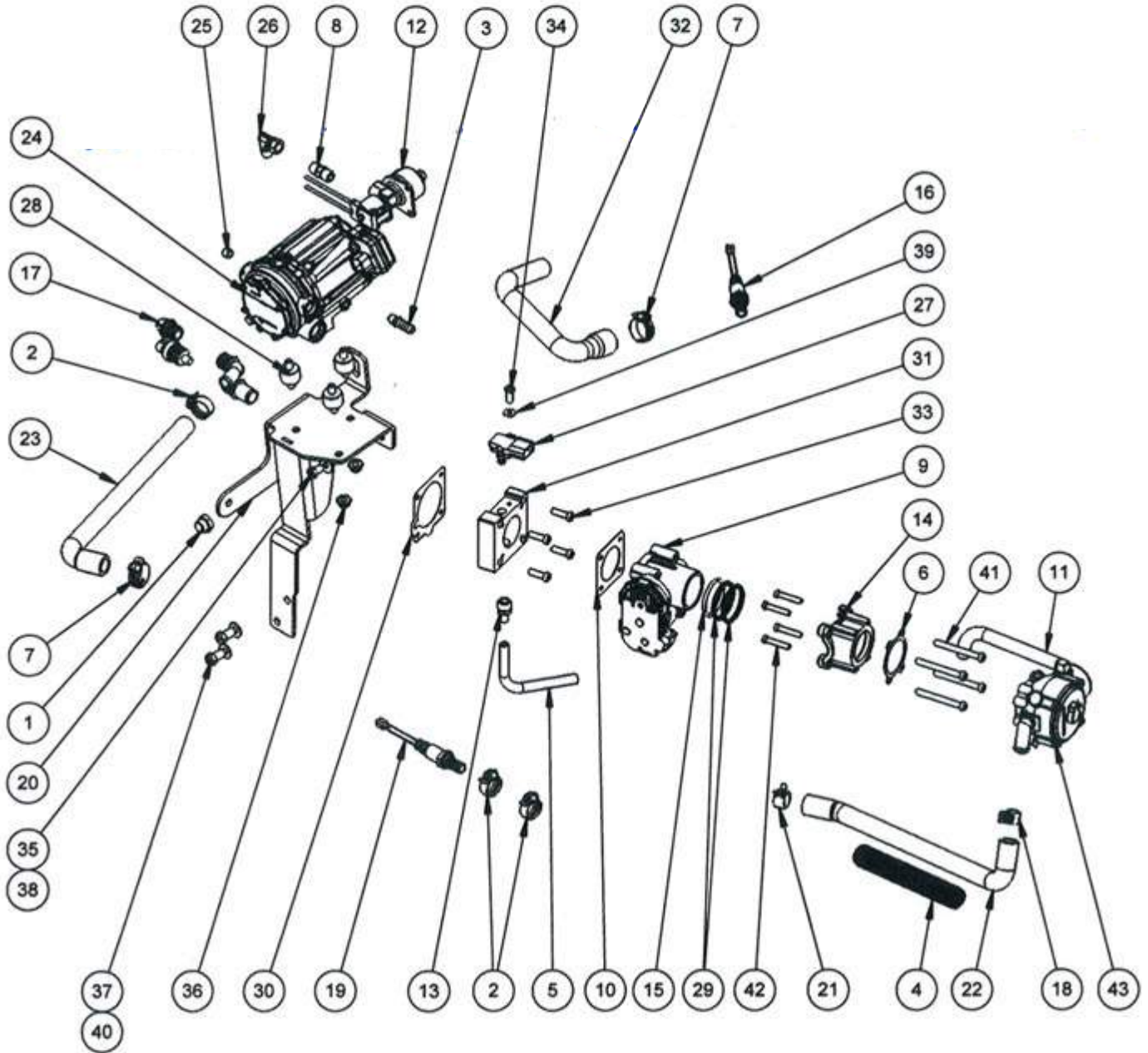
ITEM	PART NO.	QTY	DESCRIPTION
1	3342209	1	FILTER-FUEL GM 1.6/3.0
2	3402006	2	FTG-90 ELL 5/16 HOSE X 1/8 NPT
3	3343725	1	ASSY-FUEL TANK, GAS, (CAP INCLUDED)
4	3343565	1	HOSE-FUEL, 5/16 ID X 8 LG, SAE30R7
5	3343566	1	HOSE-FUEL, 5/16 ID X 9.25 LG, SAE30R7
6	3343571	1	HOSE-FUEL, 5/16 ID X 14.5 LG, SAE30R7
7	3343617	1	MANIFOLD-FUEL TEMP/RETURN
8	3343562	1	PLT-BASE, FUEL TANK,
9	3343536	1	PUMP-FUEL GM1.6L & GM3.0
10	3343568	1	SHIELDING-HEAT, SIDE FUEL TANK
11	3315620	1	WELD-STRAP GAS TANK
*	3343413	1	CAP W/TETHER (NOT SHOWN)

**RADIATOR ASSEMBLY GM 1.6L T2 ENGINE**



RADIATOR ASSEMBLY GM 1.6L T2 ENGINE			
ITEM	PART NO.	QTY	DESCRIPTION
1	3300465	3	ISOLATOR-RUBBER (.375IDX.81OD)
2	3343542	1	PLT-FRONT RAD SHIELD, 82/90
3	3343544	1	WELD-TOP RAD SHIELD, 82/90
4	3343550	1	PLT-SIDE RAD MNT, 82/90
5	3343583	1	HOSE-RADIATOR, TOP 82/90
6	3343584	1	HOSE-RADIATOR, BOTTOM 82/90
7	3343788	1	BRKT-MOUNT, RADIATOR,
8	3400028	2	SCR-HEX,3/8-16X1.50 ZP
9	3400033	1	SCR-HEX,5/16-18X1.50 ZP
10	3400036	6	SCR-HEX, 5/16-18X0.75 ZP
11	3400079	2	NUT-HEX 3/8-16 ES ZP
12	3400080	1	NUT-HEX 5/16-18 ES ZP
13	3400092	4	WASHER-FENDER 3/8 ZP 1.50 ODX.0
14	3400233	8	WASHER-FENDER 5/16 1.00 OD
15	3400091	2	WASHER-FENDER 1/2 ZP
16	3343554	1	RADIATOR-EPS-3047
17	3343546	1	WELD-RAD SHROUD, FRONT, 82/90
18	3343590	1	WELD-SHIELD, REAR RAD, 82/90
19	3343679	1	WELD-RAD SHROUD, REAR, 82/90

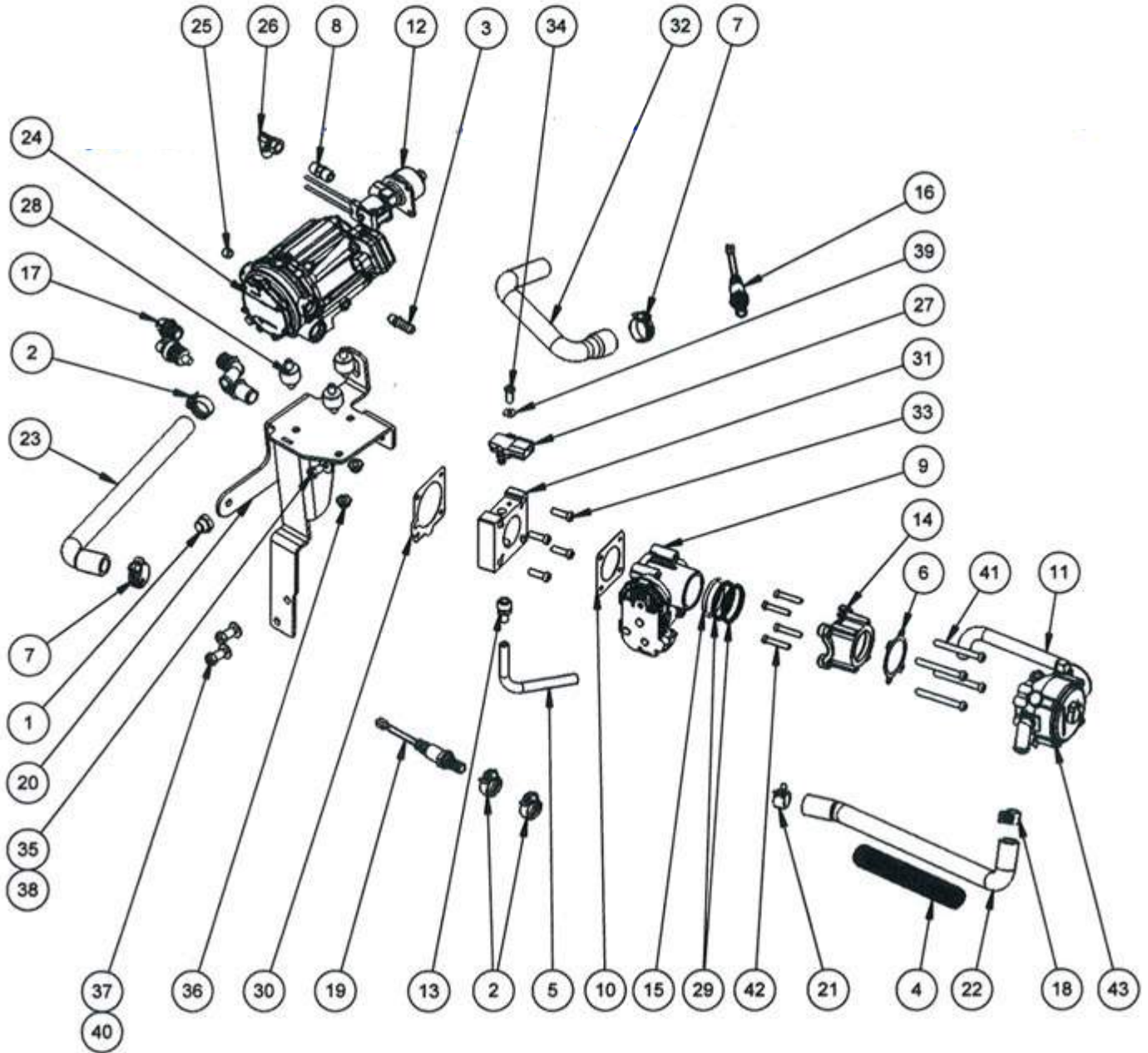
**FUEL SYSTEM GM 1.6L T2 LP**





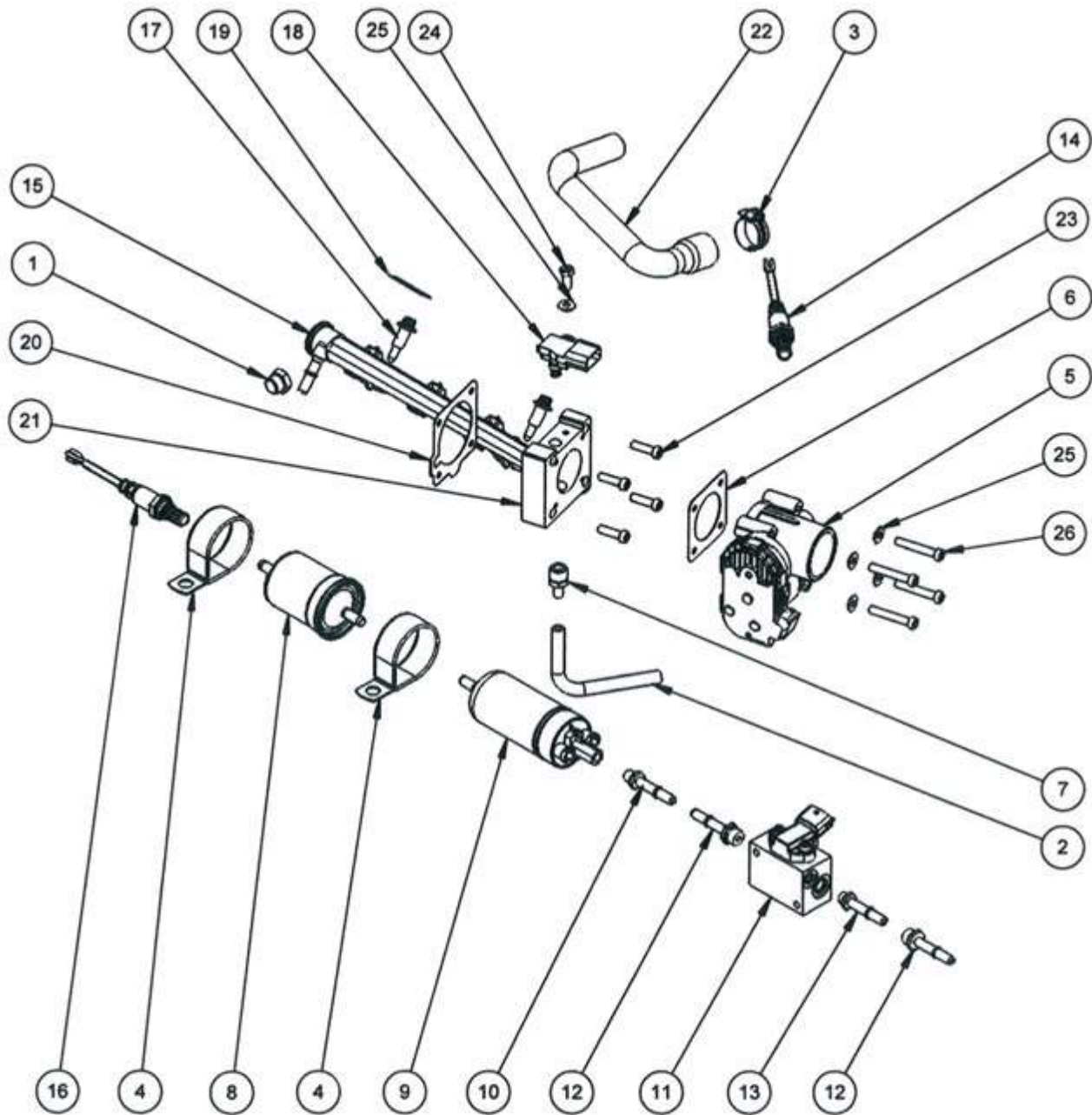
FUEL SYSTEM GM 1.6L T2 LP			
ITEM	PART NO.	QTY	DESCRIPTION
1	3339831	1	PLUG-M16 INTAKE MANIFOLD GM T2
2	3339843	3	CLAMP-WORM DRIVE (1/2" WIDTH) HOSE CLAMP (SAE 10) 9/16 TO 1-1/16 GM
3	3339844	1	FTG-1/8MPT X 3/8 HOSE BARB GM
4	3339845	1	LOOM-SPLIT 1" GM T2
5	3339832	1	HOSE-VACUUM 7/32" GM T2
6	3339846	1	GASKET-ADAPTER GM T2
7	3339833	2	CLAMP-WORM DRIVE (1/2" WIDTH) HOSE CLAMP (SAE 12) 11/16 TO 1-1/4 GM
8	3339847	1	NIPPLE-1/4 NPT X 1-3/8 HEX GM T2
9	3339822	1	THROTTLE BODY-40MM GM T2
10	3339834	1	GASKET-4 BOLT, TB GM T2
11	3339848	1	HOSE-FUEL 3/8 DIA. GM
12	3339849	1	VALVE-LOCK-OFF GM T2
13	3339835	1	FTG-VAC M16-1.5-6H GM T2
14	3339850	1	ADAPTER- GM T2 LP
15	3339851	1	O-RING-MXR ADPTR 40MM/100 GM T2
16	3343629	1	SENSOR,02 NKT S3 @ MANIFOLD
17	3339852	2	FTG-KIT, EPR GM T2
18	3339853	1	CLAMP-5/8, HOSE (SPRING TYPE) GM T2
19	3343630	1	SENSOR,02 POST CAT
20	3339854	1	BRKT-WELDMENT, REGULATOR MOUNT GM T2
21	3339855	1	CLAMP-3/4, HOSE (SPRING TYPE) GM T2
22	3339856	1	HOSE-MOLDED FUEL GM T2 LP
23	3339857	1	HOSE-MOLDED FUEL GM T2 LP #2
24	3339858	1	REGULATOR-ELECT PRESS 2007 UL GM T2
25	3339859	1	PLUG-1/8NPT X 3/16 INTERN HEX GM T2
26	3339860	1	FTG-1/4NPT X 1/4-18 CONNECTOR GM T2
27	3339836	1	SENSOR-T MAP GM T2
28	3339861	2	ISOLATOR-EPR GM T2
29	3339862	1	SEAL-QUAD MXR ADPTR 40MM/100 GM T2
30	3339837	1	GASKET-INTAKE MANIFOLD/ADAPTER GM T2

**FUEL SYSTEM GM 1.6L T2 LP (CONTINUED)**



FUEL SYSTEM GM 1.6L T2 LP			
ITEM	PART NO.	QTY	DESCRIPTION
31	3339838	1	ADAPTER-INTAKE/THROTTLE BODY GM T2
32	3339839	1	HOSE-BREATHER GM T2 GAS/LP
33	3339840	4	BOLT-M6 X 1.0 X 25, SKT HD BOLT, GR 12.9 V GM T2
34	3339841	1	BOLT-1/4-20 X 3/4 HX HD BOLT GR5 GM T2
35	3339863	1	BOLT-M8 X 1.25 X 15 HX HD BOLT GR 8.8 GM T2
36	3339864	1	NUT-M8 X 1.25 , HX NUT FLANGED GM T2
37	3339865	1	BOLT-3/8-16 X 3/4 HX HD BOLT, GR 5 GM T2
38	3339866	1	WASHER-5/16 FLAT WASHER (HARDENED) GM T2
39	3339842	1	WASHER-1/4 FLAT WASHER (HARDENED) GM T2
40	3339867	1	WASHER-3/8 FLAT WASHER (HARDENED GRL9)BOLT-M6 X 1/0 X 70 SKT HD BOLT GM T2
41	3339868	4	BOLT-M6 X 1.0 X 70, SKT HD BOLT GM T2
42	3339869	4	BOLT-M5-0.8 X 35 SKT HD BOLT GM T2
43	3339870	1	MIXER-CERTIFIED GM T2

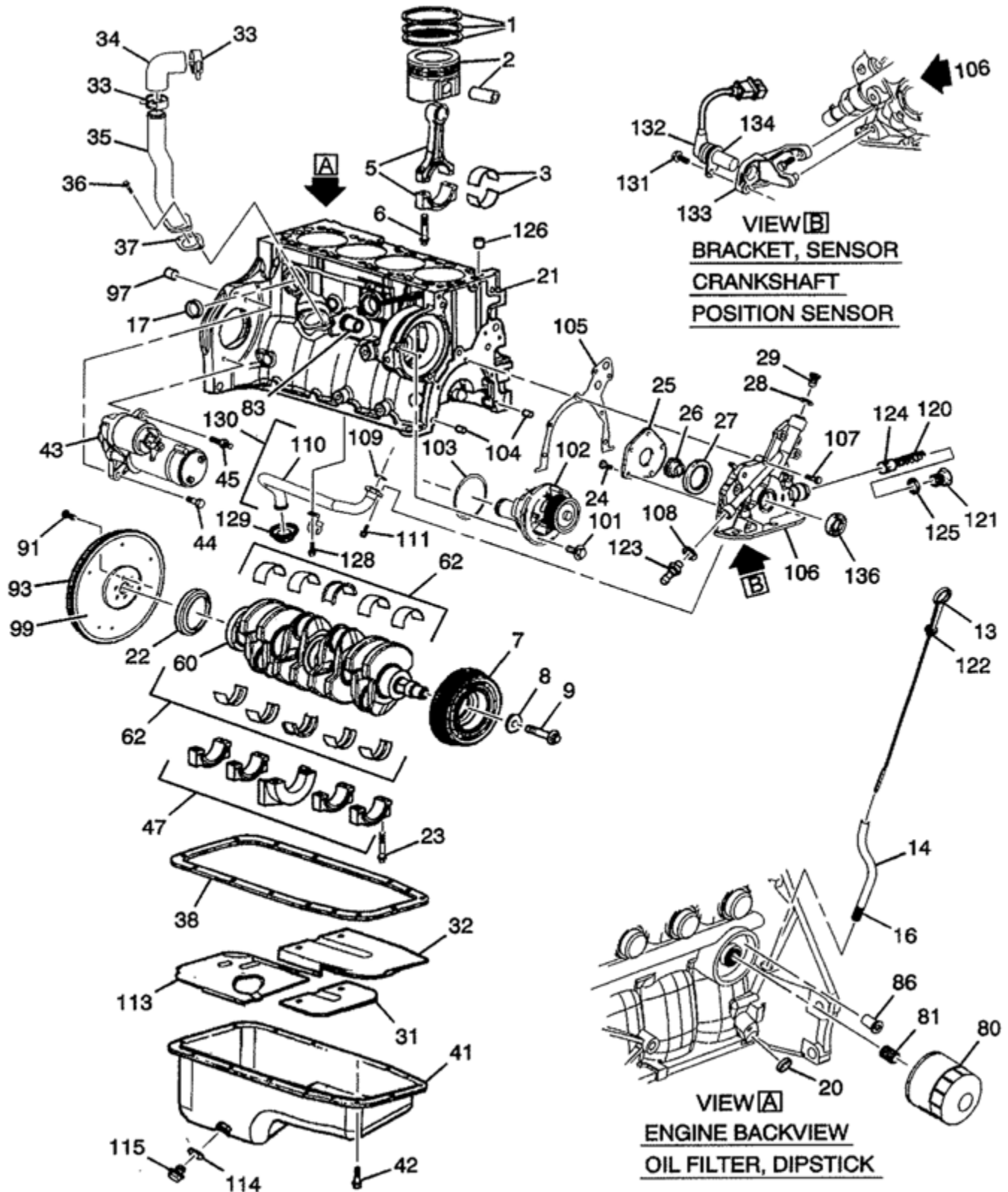
**FUEL SYSTEM GM 1.6L T2 GASOLINE**



FUEL SYSTEM GM 1.6L T2 GASOLINE			
ITEM	PART NO.	QTY	DESCRIPTION
1	3339831	1	PLUG-M16 INTAKE MANIFOLD GM T2 GAS/LP
2	3339832	1	HOSE-VACUUM 7/32" GM T2 GAS/LP
3	3339833	1	CLAMP-WORM DRIVE (1/2" WIDTH) HOSE CLAMP (SAE 12)
4	3339821	2	CLAMP-2.25" GM T2 GAS (SP)
5	3339822	1	THROTTLE BODY-40MM GM T2 GAS
6	3339834	1	GASKET-4 BOLT, TB GM T2 GAS/LP
7	3339835	1	FTG-VAC M16-1.5-6H GM T2 GAS/LP
8	3342209	1	FUEL FILTER
9	3343536	1	FUEL PUMP
10	3339823	1	FTG-& GASKET FOR FUEL PUMP GM T2 GAS
11	3339824	1	MANIFOLD-FUEL TEMP/RETURN GM T2 GAS
12	3339825	2	FTG-(-6) STOR 5/16 SAE J2044 GM T2 GAS
13	3339826	1	FTG-(-3) STOR 5-16 SAE J2044 GM T2 GAS
14	3343629	1	SENSOR O2 @ MANIFOLD
15	3339827	1	RAIL-FUEL GM T2 GAS
16	3343630	1	SENSOR O2 POST CAT
17	3339828	2	BOLT-SPECIAL FUEL RAIL GM T2 GAS
18	3339836	1	SENSOR-T MAP GM T2 GAS/LP
19	3339829	1	LABEL-UL RECOGNIZED FOR PART 32501263 GM T2 GAS
20	3339837	1	GASKET-INTAKE MANIFOLD/ADAPTER GM T2 GAS/LP
21	3339838	1	ADAPTER-INTAKE/THROTTLE BODY GM T2 GAS/LP
22	3339839	1	HOSE-BREATHING GM T2 GAS/LP
23	3339840	4	BOLT-M6 X 1.0 X 25, SKT HD BOLT, GR 12.9 V GM T2 GAS/LP
24	3339841	1	BOLT-1/4-20 X 3/4 HX HD BOLT GR5 GM T2 GAS/LP
25	3339842	4	WASHER-1/4 FLAT WASHER (HARDENED) GM T2 GAS/LP
26	3339830	4	SCR-M6 X 1.0 X 45 SKT HD GM T2 GAS

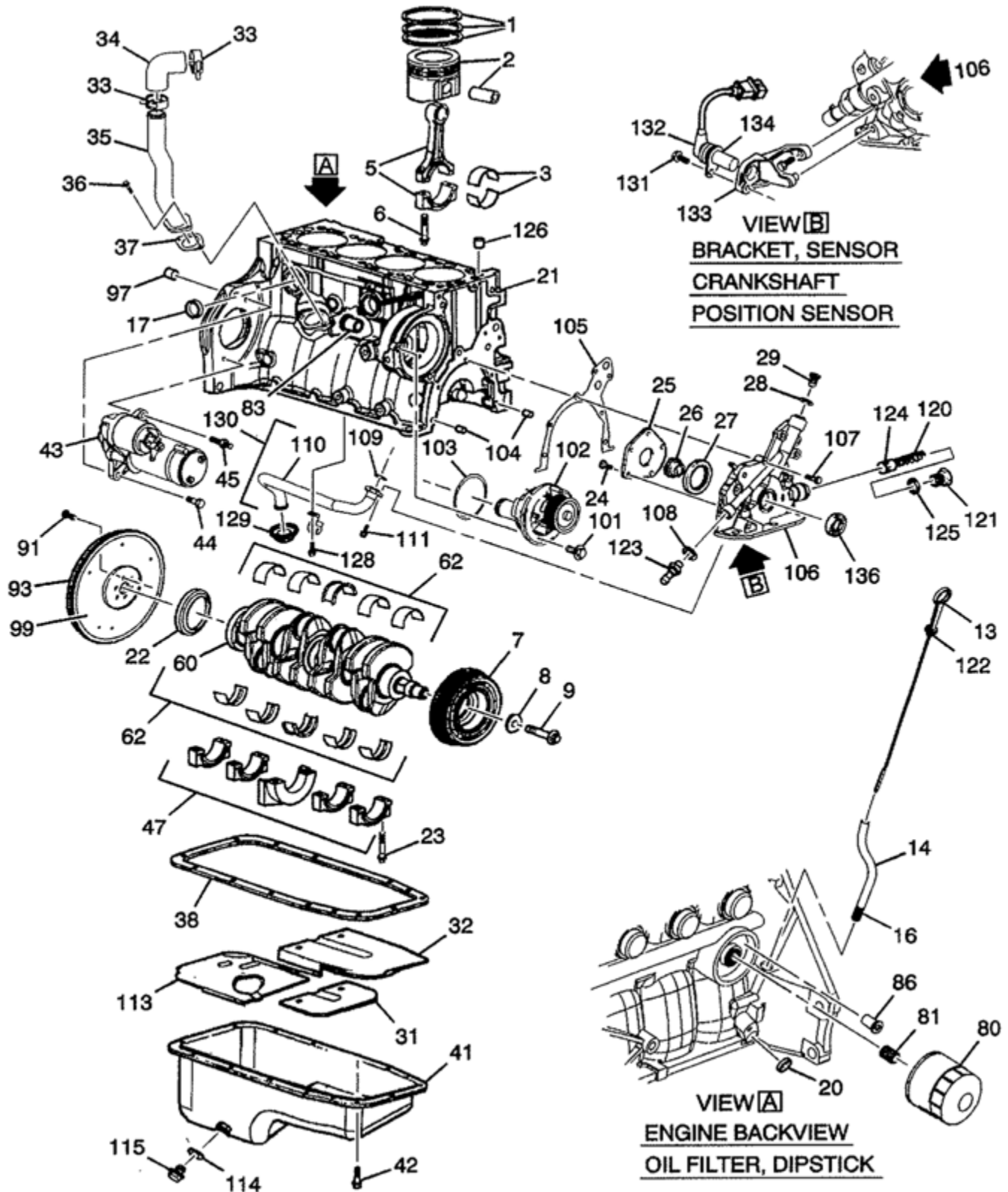


**ENGINE GM 1.6L TIER 2 BREAKDOWN 1**



ENGINE GM 1.6L TIER 2 BREAKDOWN 1			
ITEM	PART NO.	REQ'D	DESCRIPTION
1	3338733	4	RING KIT, PISTION (STD)
2	3338734	1	PISTON WFPIN (STD) (INELS 1,5,6)
3	3338735	1	BEARING KIT, CONNECTING ROD (STD)
5	3338736	1	ROD, CONNECTING (ALSO PART OF 2)
6	3338737	8	BOLT, CONNECTING ROD (ALSO PART OF 2)
7	3342317	1	PULLEY, CRANKSHAFT
8	3338738	1	WASHER, CRANKSHAFT PULLEY
9	3338739	1	BOLT, CRANKSHAFT PULLEY
13	3338740	1	DIPSTICK
14	3338741	1	TUBE, DIPSTICK
16	3338742	AR	SEALER, CAMSHAFT BEARING HOLD PLUG
17	3338743	6	PLUG, ENG BLOCK COOL DRAIN HOLE
20	3338744	AR	PLUG, ENG BLOCK CORE HOLE
21	3338745	1	ENGINE, SERVICE
22	3343659	1	SEAL, CRANKSHAFT REAR OIL
23	3338746	10	BOLT, CRANKSHAFT BEARING CAP
24	3338747	5	BOLT, OIL PUMP COVER (ALSO PART OF 106)
25	3338748	1	COVER, OIL PUMP (ALSO PART OF 106)
26	3338749	1	GEAR, OIL PUMP DRIVE (ALSO PART OF 106)
27	3337397	1	GEAR, OIL PUMP DRIVE (ALSO PART OF 106)
28	3342329	1	SEAL, OIL PUMP HOUSING
29	3338750	1	PLUG. OIL PUMP HOUSING
30	3338751	1	BAFFLE, OIL PAN
	3338752	1	BAFFLE, OIL PAN
31	N/A	-	PART OF ITEM 41
32	3338754	1	BAFFLE, OIL PAN (ALSO PART OF 41)
33	3338755	2	CLAMP, PCV HOSE
34	3343669	1	HOSE, PCV
35	3338756	1	TUBE, PCV
36	3338757	2	BOLL, PCV TUBE
37	3342331	1	GASKET, PCV TUBE
38	3338758	1	GASKET, OIL PAN
41	3343662	1	PAN, OIL (INCLS 31, 113,114,115)
42	3338759	15	BOLT, OIL PAN
43	3342333	1	STARTER (BOSCH TYPE), BEFORE S/N 1P6L1315
	3336742	1	STARTER (DELCO TYPE), AFTER S/N 1P6L1315

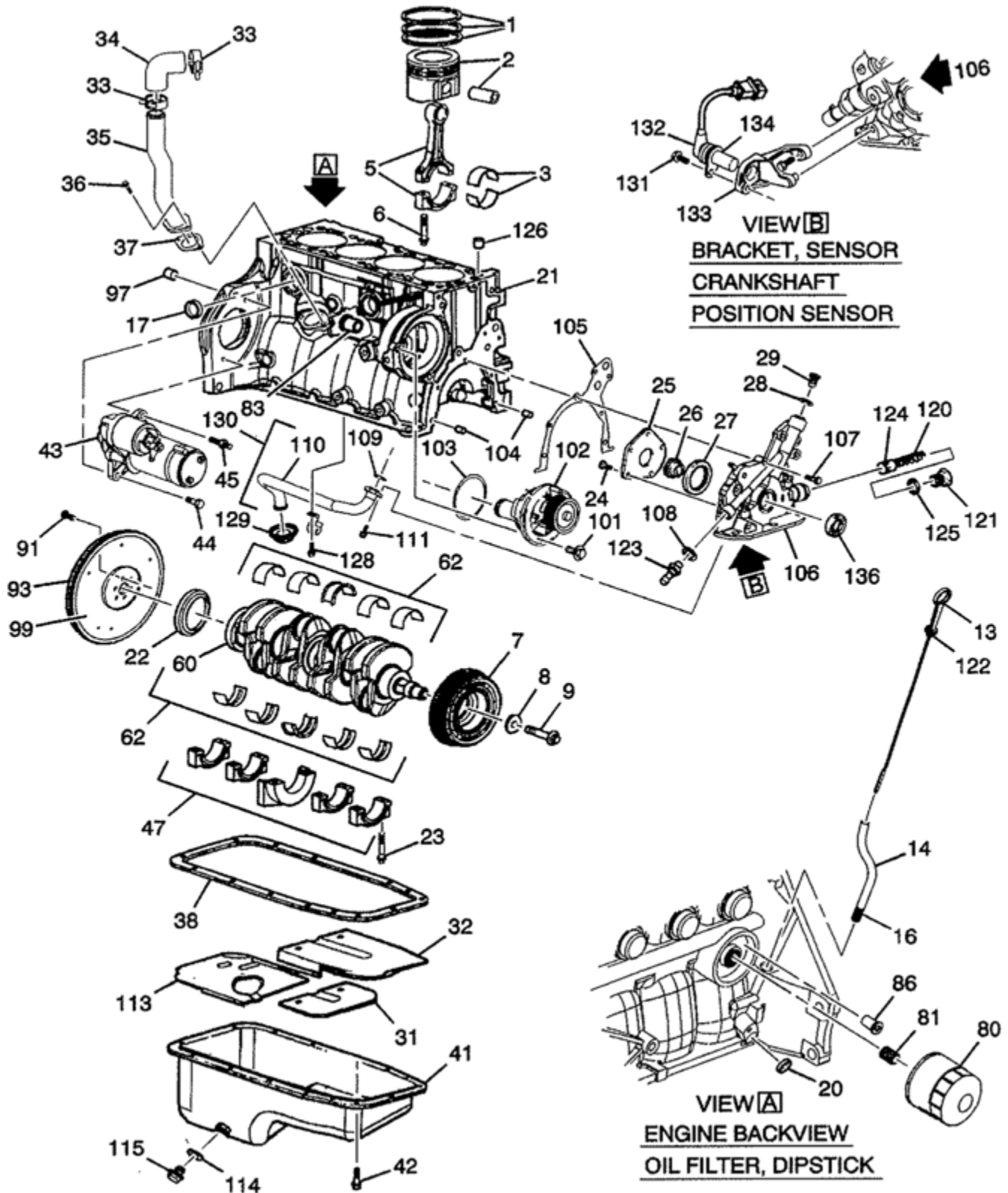
**ENGINE GM 1.6L TIER 2 BREAKDOWN 1 (CONTINUED)**





ENGINE GM 1.6L TIER 2 BREAKDOWN 1 (CONTINUED)			
ITEM	PART NO.	REQ'D	DESCRIPTION
44	3343613	1	BOLT, STARTER
45	3343612	1	STUD, STARTER
60	3338760	1	CRANKSHAFT
62	3338761	4	BEARING KIT, CRANKSHAFT (POSN#1,2,4,5) (.25MM GREEN)
	3338762	4	BEARING KIT, CRANKSHAFT (POSN#3) (STD BROWN)
	3338763	4	BEARING KIT, CRANKSHAFT (POSN#1,2,3,4,5) (STD BRN/BLUE)
	3338764	4	BEARING KIT, CRANKSHAFT (POSN#4) (.50MM GREEN/BLUE)
	3338765	4	BEARING KIT, CRANKSHAFT (POSN#3) (STD GREEN)
	3338766	4	BEARING KIT, CRANKSHAFT (POSN# 1,2,4,5) (STD BROWN)
66	3338767	1	VALVE, OIL FILTER BYPASS
80	3342201	1	FILTER, OIL
81	3343655	1	FITTING, OIL FITTER
82	3338768	1	SPROCKET, WATER PUMP
91	3338769	6	BOLT, FLYWHEEL
97	3338770	2	PIN, TRANS LOCK
99	3338771	1	FLYWHEEL
101	3338772	3	BOLT, WATER PUMP COVER
102	3343668	1	PUMP KIT, WATER
103	3338773	1	SEAL, WATER PUMP COVER
104	3338774	2	PIN, OIL PUMP HOUSING LOCK
105	3337396	1	GASKET, OIL PUMP
106	3338775	1	PUMP, OIL (INCLS: 24,25,26,27,121,125)
107	3338776	6	BOLL. OIL PUMP
108	3338777	1	SEAL, OIL PAN DRAIN PLUG
109	3338778	1	SEAL, OIL PUMP SUE PIPE
110	3338779	1	PIPE, OIL PUMP SUE (PART OF 130)
111	3338780	2	BOLL, OIL PUMP SCREEN
112	3338781	1	BOLT, OIL PUMP SCREEN BRACKET
113	3338782	1	BAFFLE, OIL PAN
	3338783	1	BAFFLE, OIL PAN
114	3338784	1	SEAL, OIL PAN DRAIN PLUG (ALSO PART OF 41)
115	3343651	1	PLUG, OIL PAN DRAIN (ALSO PART OF 41)
120	3338785	1	SPRING. OIL PRESSURE RELIEF VALVE (ALSO PART OF 106)
121	3338786	1	PLUG, OIL PRESSURE RELIEF VALVE BORE (PART OF 106)
122	3338787	1	SEAL, OIL FILLER CAP (PART OF 13)
123	3343661	1	SWITCH, ENG OIL PRESSURE INDICATOR
124	3338788	1	VALVE, OIL PRESSURE RELIEF
125	3338789	1	GASKET, OIL PRESSURE RELIEF VALVE BORE PLUG (PART OF 106)

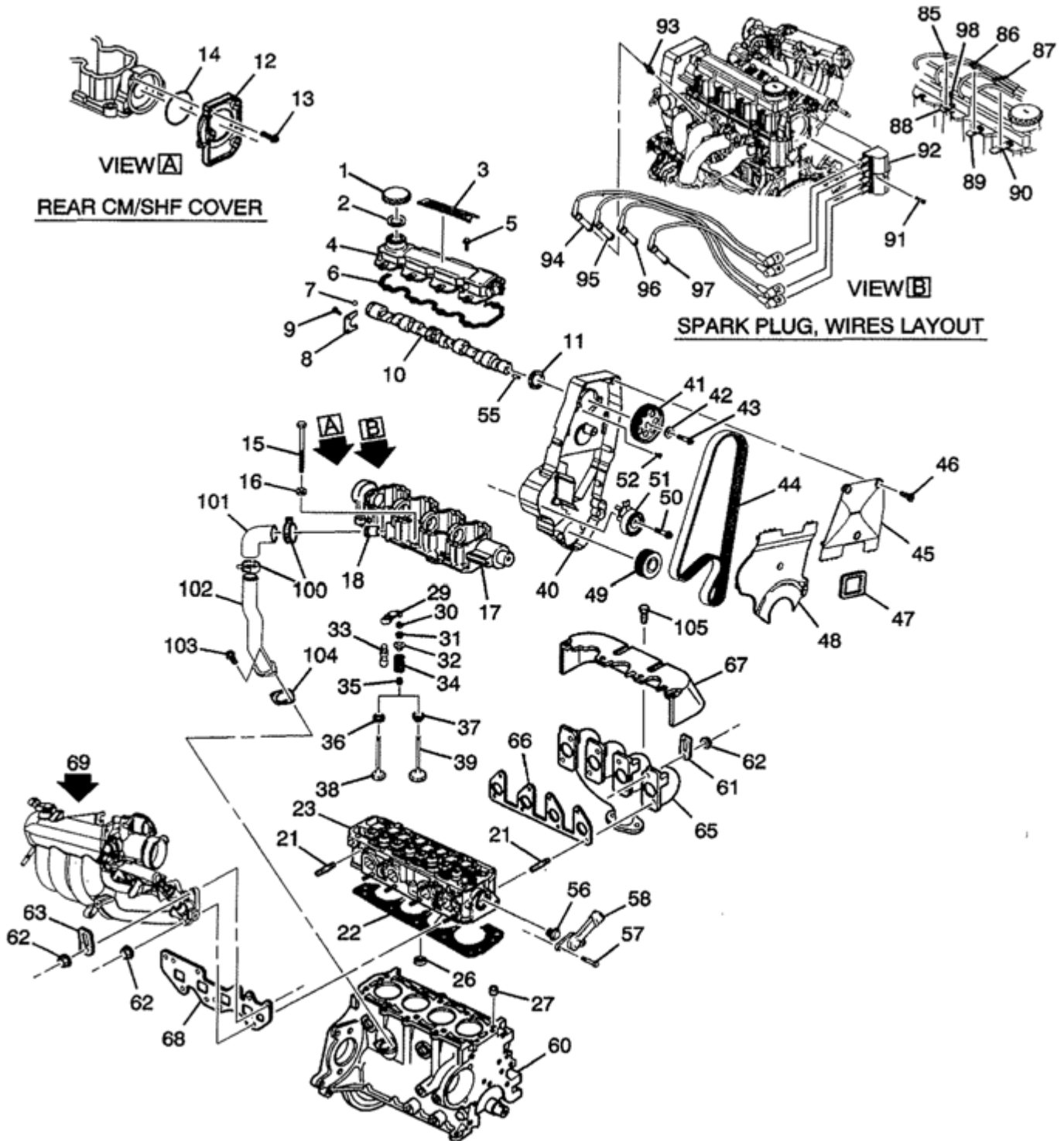
**ENGINE GM 1.6L TIER 2 BREAKDOWN 1 (CONTINUED)**



**ENGINE GM 1.6L TIER 2 BREAKDOWN 2 (CONTINUED)**

ITEM	PART NO.	REQ'D	DESCRIPTION
126	3338790	2	PIN, CAMSHAFT HOUSING LOCK
128	3338791	1	BRACKET, OIL PUMP SCREEN
129	N/A		PART OF ITEM 130
130	3338793	1	SCREEN, OIL PUMP (INCLS: 110,129)
131	3338794	1	BOLT. CRANKSHAFT POSN SENSOR BRACKET
132	3342351	1	SENSOR, CRANKSHAFT POSN
133	3338795	1	BRACKET, CRANKSHAFT POSN SENSOR LEAD CLIP
134	3338796	3	BOLT, CRANKSHAFT POSN SENSOR
136	3337398	1	SEAL, OIL PUMP

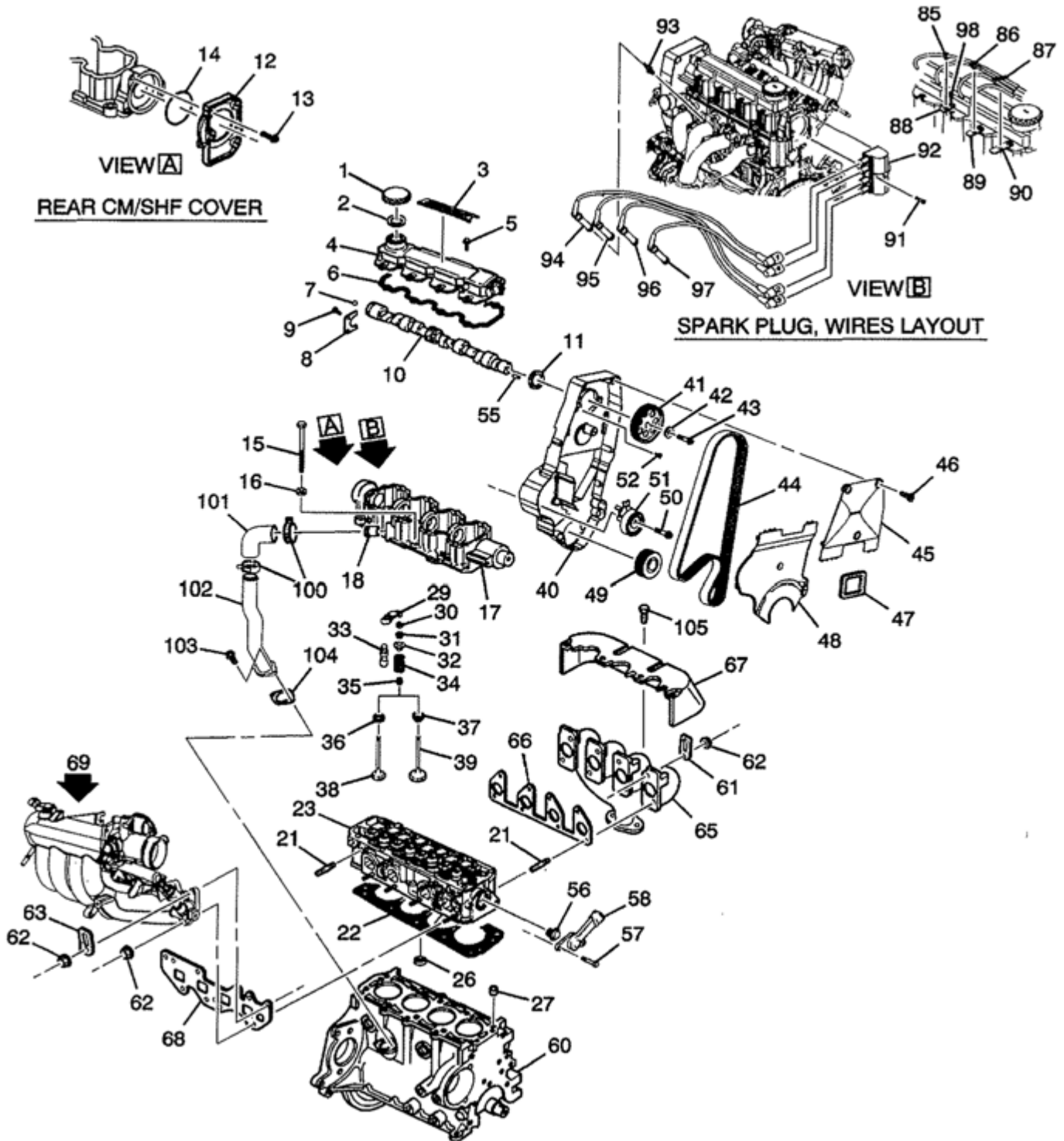
**ENGINE GM 1.6L TIER 2 BREAKDOWN 2**



ENGINE GM 1.6L TIER 2 BREAKDOWN 2			
ITEM	PART NO.	REQ'D	DESCRIPTION
1	3342352	1	CAP, OIL FILLER (INCLUDES ITEM 2 SEAL)
2	3338688	1	SEAL, OIL FILLER CAP
3			PART OF ITEM 4
4	3342354	1	COVER, CAMSHAFT HOUSING
5	3338689	8	BOLT, OIL
6	3342356	1	GASKET, CAMSHAFT HOUSING COVER
7	3338690	2	BALL. CAMSHAFT OIL RSTR (ALSO PART OF 10)
8	3338691	1	RETAINER, CAMSHAFT
9	3342363	2	BOLT, CAMSHAFT RET.
10	3338692	1	CAMSHAFT (INCLS: 7,55)
11	3342361	1	SEAL, CAMSHAFT
12	3338693	1	COVER, CAMSHAFT HOUSING
13	3338694	3	BOLT, CAMSHAFT REAR COVER
14	3342364	1	SEAL, CAMSHAFT HOUSING COVER BOLT
15	3343658	10	BOLT, CYLINDER HEAD
16	3338695	1	WASHER, CAMSHAFT SPROCKET
17	3338696	1	HOUSING, CAMSHAFT
18	3338697	1	TUBE.PCV
21	3342368	5	STUD, INTAKE MANIFOLD
22	3342365	1	GASKET KIT. CYLINDER HEAD
23	3343660	1	HEAD. CYLINDER
26	3343664	4	SEAT, EXHAUST VALVE
	3343665	4	SEAT, EXHAUST VALVE (0.2MM OS)
	3343666	4	SEAT. EXHAUST VALVE (0.4MM OS)
	3343667	4	SEAT, EXHAUST VALVE
27	3338698	2	PIN, CAMSHAFT HOUSING LOCK
29	3342371	ARM,	VALVE ROCKER
30	3338699	8	SEAT, VALVE ROCKER ARM VALVE
	3338700	8	SEAT, VALVE ROCKER ARM VALVE (CUP SHAPE 19X29X7)
31	3343663	16	KEY, VALVE STEM
32	3342374	4	CAP, VALVE SPRING
33	3338701	8	ADJUSTERM, HYDRAULIC VALVE LASH
34	3338702	8	SPRING, VALVE (INTAKE AND EXHAUST)
35	3343670	8	SEAL, VALVE STEM OIL
36	3338703	4	ROTATOR, VALVE
37	3338704	8	SEAT, VALVE ROCKER ARM VALVE
	3338705	8	SEAT. VALVE ROCKER ARM VALVE (CUP SHAPE 19X29X7)
38	3342379	4	VALVE, EXHAUST
39	3342380	1	VALVE, INTAKE
40	3343656	1	COVER, TIMING BELT FRONT
41	3342382	1	SPROCKET, CAMSHAFT

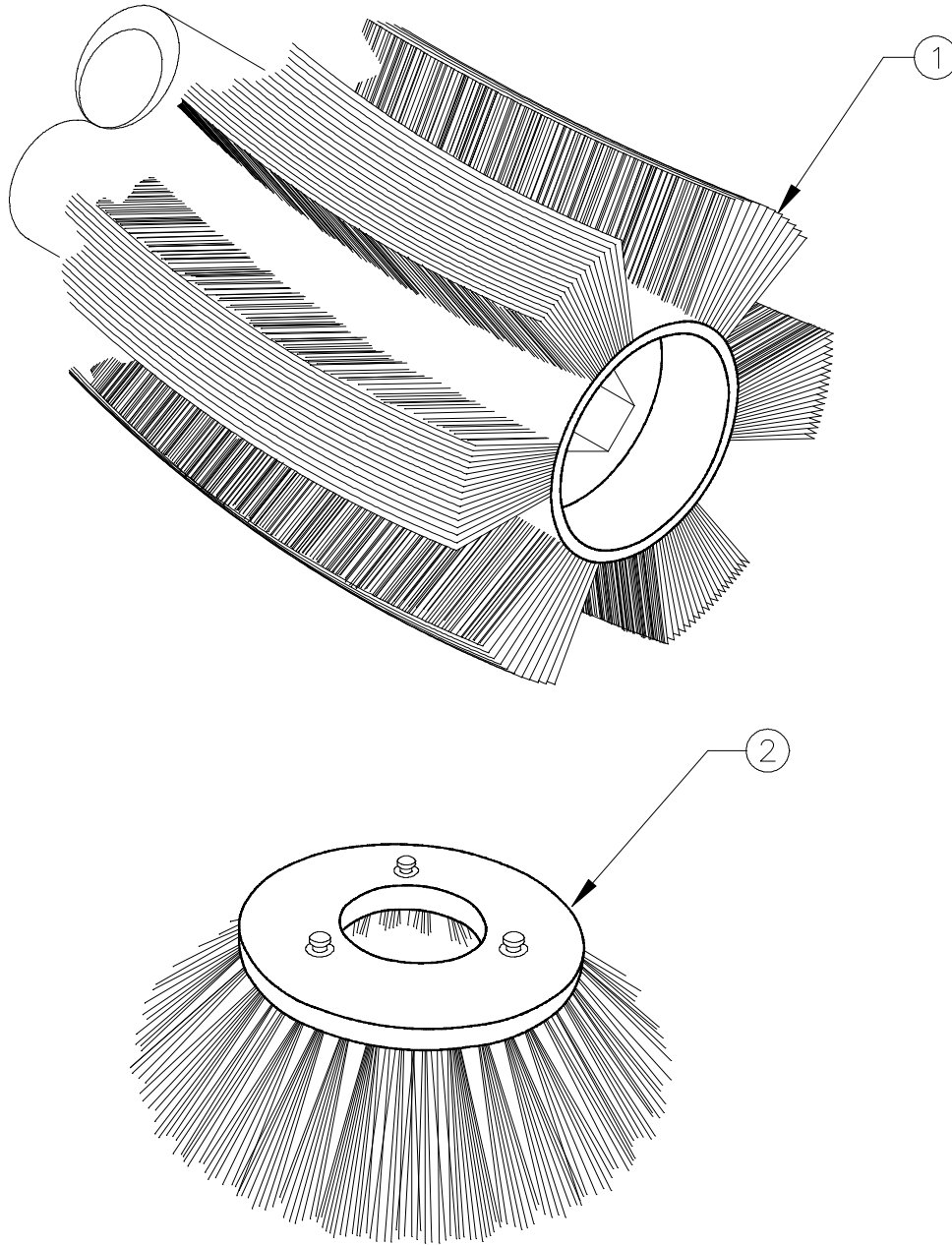


**ENGINE GM 1.6L TIER 2 BREAKDOWN 2 (CONTINUED)**



ENGINE GM 1.6L TIER 2 BREAKDOWN 2 (CONTINUED)			
ITEM	PART NO.	REQ'D	DESCRIPTION
42	3338706	1	WASHER, CAMSHAFT SPROCKET
43	3338707	1	BOLL, CAMSHAFT SPROCKET
44	3342385	1	BELT, TIMING (111 TEETH)
45	3342389	1	COVER, TIMING BELT FRONT
46	3338708	6	BOLT, ENG FRONT COVER
48	3342386	1	COVER, TIMING BELT FRONT
49	3343650	1	SPROCKET, CRANKSHAFT
50	3338709	1	BOLL, CAMSHAFT SPROCKET
51	3338710	1	TENSIONER, TIMING BELT
52	3338711	4	BOLT, TIMING BELT REAR COVER
55	3338712	2	PIN, CAMSHAFT HOUSING LOCK
56	3338713	1	THERMOSTAT {INCLS: 58}
57	3338714	2	BOLT, GENERATOR FRONT BRACKET
58	N/A	-	PART OF ITEM 56
60	3338716	1	ENGINE
62	3338717	8	NUT, INTAKE MANIFOLD
65	3343657	1	MANIFOLD, EXHAUST
66	3343652	1	GASKET, EXHAUST MANIFOLD
67	3343864	1	SHEILD, EXHAUST MANIFOLD
68	3343654	1	GASKET, INTAKET MANIFOLD
69	3343645	1	INTAKE MANIFOLD
85	3338720	1	RETAINER, SPARK PLUG WIRE HARNESS
86	3338721	1	RETAINER, SPARK PLUG WIRE HARNESS
87	3338722	1	RETAINER, SPARK PLUG WIRE HARNESS
88	3338723	1	BRACKET, SPARK PLUG WIRE RET
89	3338724	1	BRACKET, SPARK PLUG WIRE RET
90	3338725	1	BRACKET, SPARK PLUG WIRE RET
91	3338726	3	BOLT, IGNITION COIL BRACKET
92	3342408	1	COIL, IGNITION
93	3342409	4	SPARK PLUG
94	3342410	1	WIRE, SPARK PLUG CYLINDER #1 (435MM)
95	3342411	1	WIRE, SPARK PLUG CYLINDER #2 (365MM)
96	3342412	1	WIRE, SPARK PLUG CYLINDER #3 (275MM)
97	3342413	1	WIRE, SPARK PLUG CYLINDER #4 (185MM)
98	3338727	3	BOLT, IGNITION COIL BRACKET
100	3338728	2	CLAMP, PEV HOSE
101	3338729	1	HOSE, PEV
102	3338730	1	TUBE, PCV
103	3338731	2	BOLT, PEV TUBE
104	3338732	1	GASKET, PEV TUBE

SIDE AND MAIN BROOMS





SIDE AND MAIN BROOMS				
ITEM	PART NO.		QTY	DESCRIPTION
	82 Series	90 Series		
1	3305817	3305818	1	BROOM-HIGH DEN FIBER & WIRE
1	3305811	3305812	1	BROOM-NYLON
1	3305664	3305665	1	BROOM-HIGH DENSITY NYLON
1	3305813	3305814	1	BROOM-NYLON CHEVRON (PATROL)
1	3315313	3315315	1	BROOM-STIFF NYLON
1	3305662	3305663	1	BROOM-PROEX & WIRE
1	3305823	3305824	1	BROOM-CRINKLE WIRE
1	3305662	3332456	1	BROOM-STIFF POLY & WIRE
2	3300308		1	BROOM-SIDE 24" WHITE NYLON
2	3300306		1	BROOM-SIDE 24" DIA. BLACK POLY
2	3300309		1	BROOM-SIDE 26" WHITE NYLON
2	3300307		1	BROOM-SIDE 26" BLACK POLY
2	3300311		1	BROOM-SIDE 26" WIRE

NOTE: Part numbers that span more than one column apply to the models listed in the headings of the columns.

### Main Broom User's Guide

**Proex & Wire** - Slightly encrusted soilage & dusty conditions. High heat.

**Nylon** - General purpose broom with long life bristles.

**Poly Proex** - All purpose broom that stands up well on rough surfaces.

**High Density Nylon** - Highly effective for small particle soilage. Severe dust environments.

**Crinkle Wire** - Stiff bristles for compacted grime, oil, grease or mud. Fair to good broom life.

**Natural Fiber & Wire** - Good all around broom. Good for high heat applications.

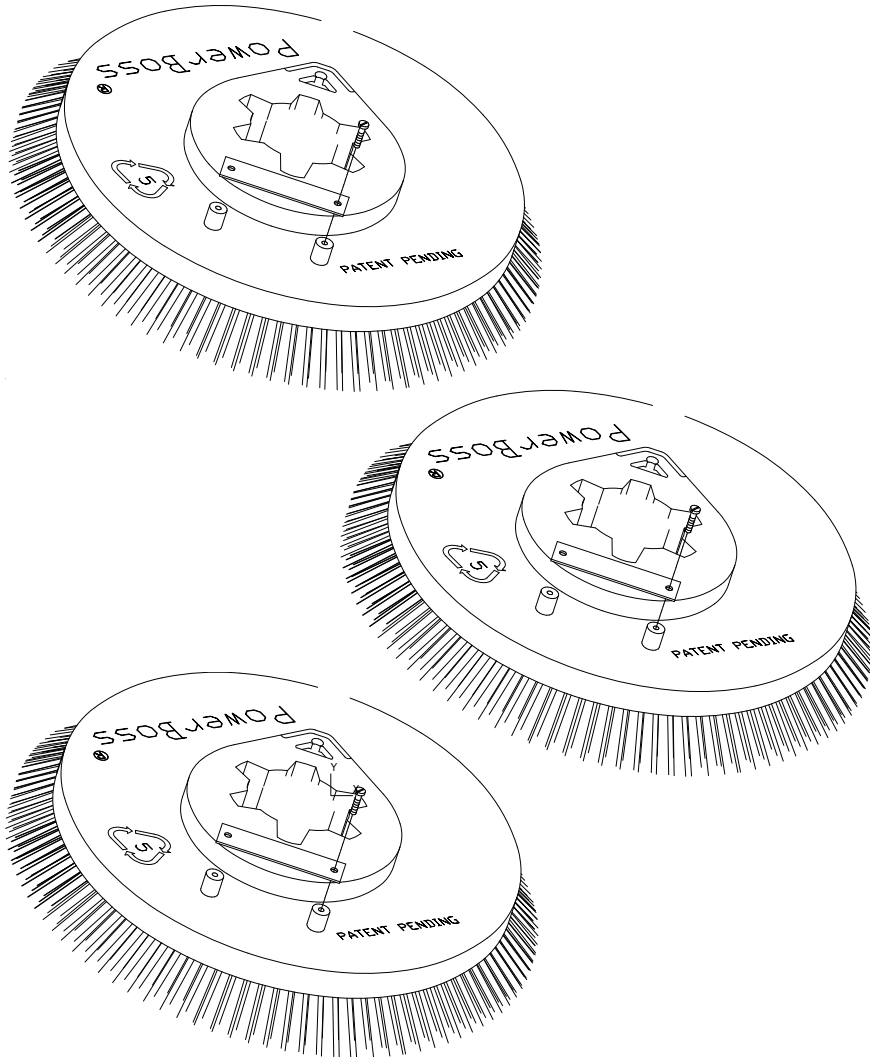
### Side Broom User's Guide

**Poly** - Stiff bristles for aggressive sweeping of mainly heavy litter. Not suited for high heat.

**Nylon** - Provides longest life. Recommended for tough sweeping jobs.

**Wire (flat)** - For areas of heavy grease build up or scarifying action. Used in high heat applications.

**SCRUB BRUSHES**



SCRUB BRUSHES				
ITEM	PART NO.		QTY	DESCRIPTION
	82 Series	90 Series		
1	3313135	3313136	3	BRUSH-SCRUB NYLON
1	3315386	3315385	3	POWER DRIVE POWERGRIT120AGS
1	3313127	3313128	3	POWER DRIVE POWERGRIT 46HDS
1	3313125	3313126	3	POWER DRIVE POWERGRIT 80S/S
1	3332544	3332545	3	BRUSH MID GRIT
1	3313131	3313132	3	BRUSH-SCRUB WIRE
1	3315494	3315495	3	BRUSH PWR DRIVE W/PAD HOLDER

NOTE: Part numbers that span more than one column apply to the models listed in the headings of the columns.

### Scrub Brush User's Guide

**PowerGrit 46 HDS** - Heavy Duty Scrubbing, Maximum Stripping Power

**PowerGrit 80 S/S** - Heavy Soil, Black Tire Mark Remover

**PowerGrit 120 AGS** - Aggressive General Scrubbing, Tile, Concrete

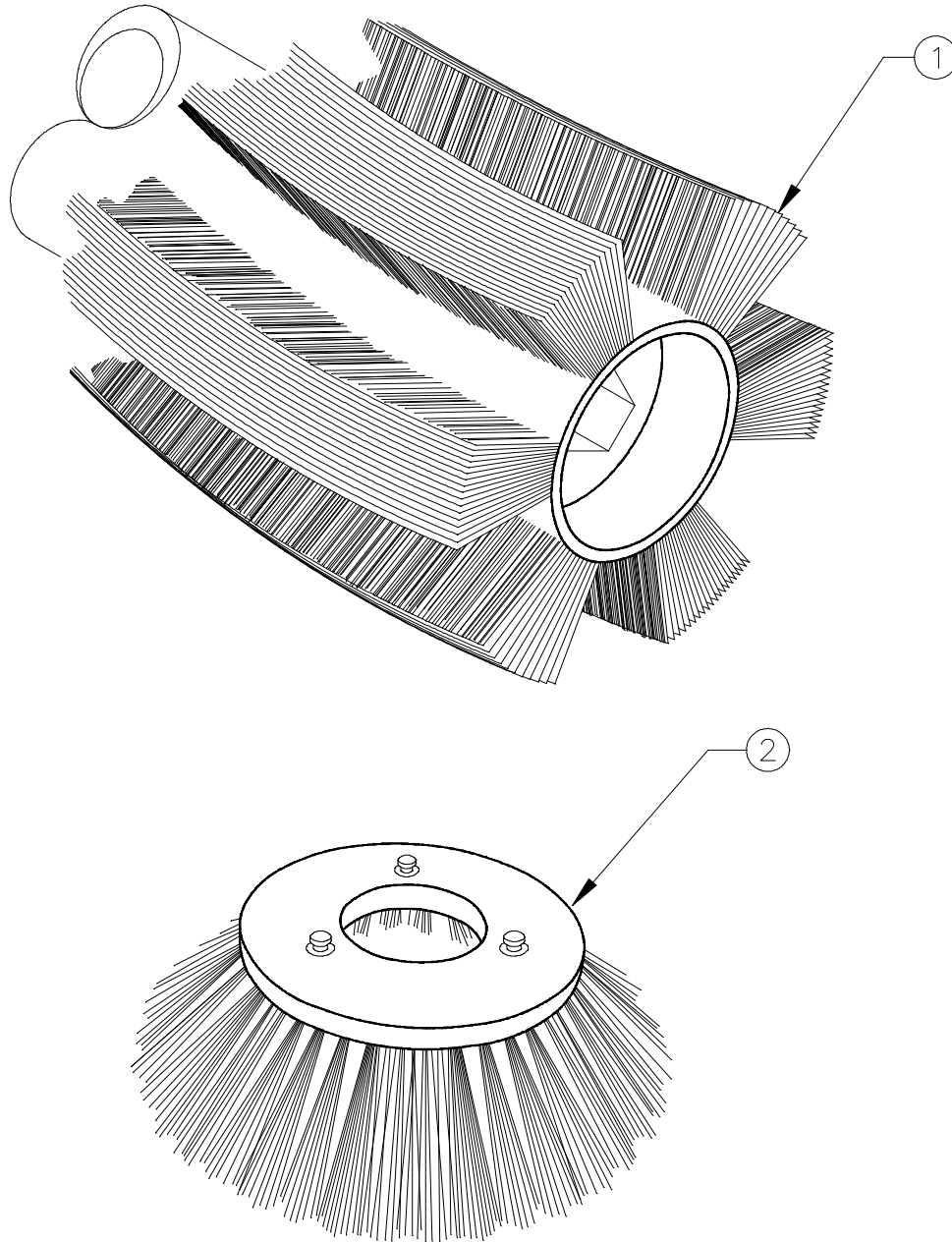
**MidGrit 180** - Slightly More Aggressive Than Nylon, Med. Soil,

**Nylon** - Light soil, Sealed or Unsealed Concrete, Wood, Tile Surfaces

**Wire** - Scarify, Packed On Dry Soil

**MONITOR PARTS BREAK DOWN**  
**SIDE BROOM AND CYLINDRICAL SCRUB BRUSH**

Note: Monitor Series Only.



SIDE BROOM AND CYLINDRICAL SCRUB BRUSH				
ITEM	PART NO.		QTY	DESCRIPTION
	82 Series	90 Series		
1	3331082	3331083	1	BRUSH-CYL SCRUB 46GR
1	3332540	3332542	1	BRUSH-CYL SCRUB MID GRIT
1	3332541	3332543	1	BRUSH-CYL SCRUB STIFF POLY
1	3305664	3305665	1	BROOM-CYL HIGH DENSITY NYLON
2	3300308		1	BROOM-SIDE 24" WHITE NYLON
2	3300306		1	BROOM-SIDE 24" DIA. BLACK POLY
2	3300309		1	BROOM-SIDE 26" WHITE NYLON
2	3300307		1	BROOM-SIDE 26" BLACK POLY
2	3300311		1	BROOM-SIDE 26" WIRE

NOTE: Part numbers that span more than one column apply to the models listed in the headings of the columns.

### Cylindrical Scrub Brush User's Guide

**46 Grit** - Heavy Duty Scrubbing, Maximum Stripping Power

**MidGrit** - Slightly More Aggressive Than Nylon, Med. Soil,

**Stiff Poly** - All purpose broom that stands up well on rough surfaces.

**High Density Nylon** - Highly effective for small particle soilage. Severe dust environments.

### Side Broom User's Guide

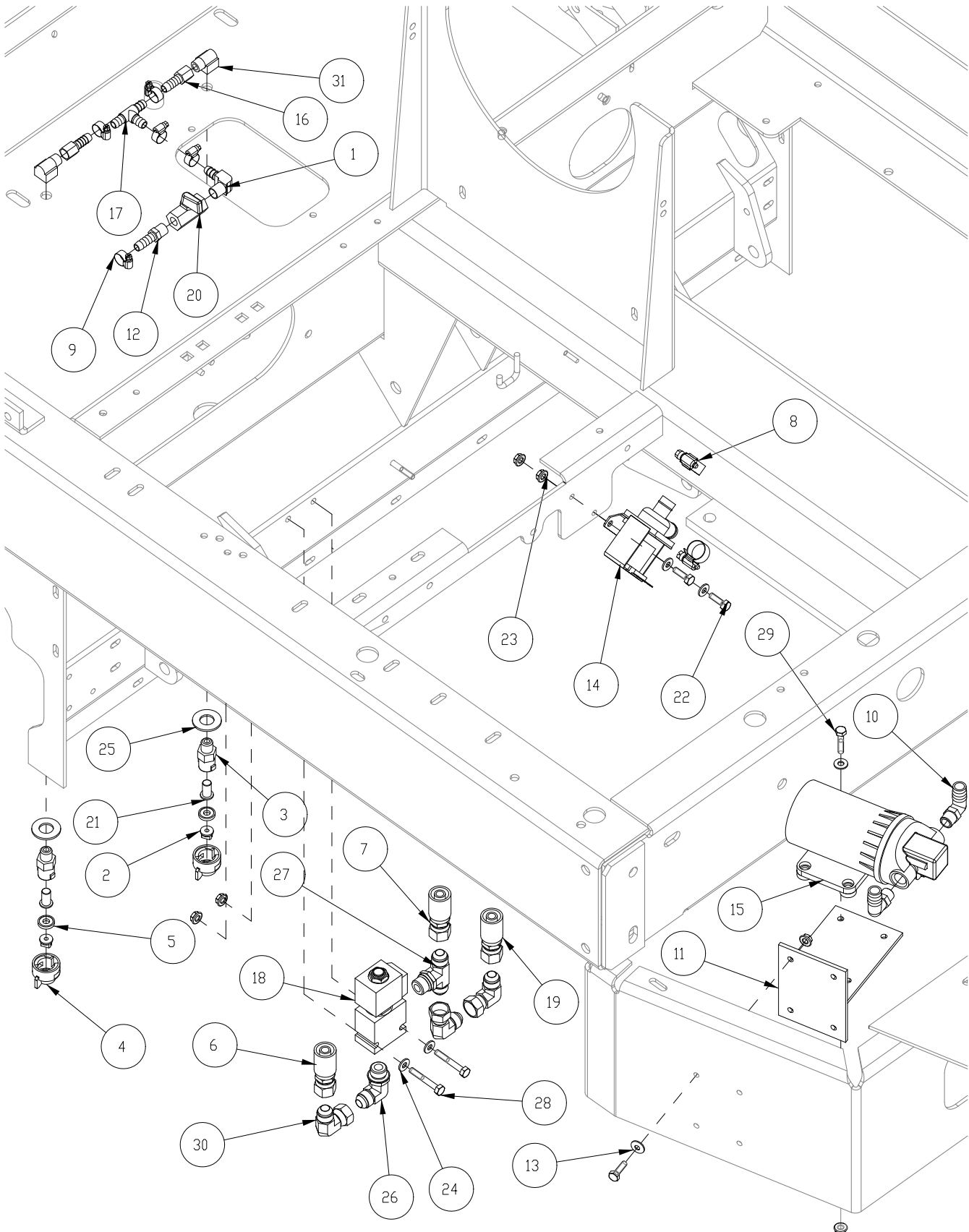
**Poly** - Stiff bristles for aggressive sweeping of mainly heavy litter. Not suited for high heat.

**Nylon** - Provides longest life. Recommended for tough sweeping jobs.

**Wire (flat)** - For areas of heavy grease build up or scarifying action. Used in high heat applications.

**SOLUTION SPRAY NOZZLE, PUMP AND SHUTOFF VALVE**

Note: Monitor Series Only.



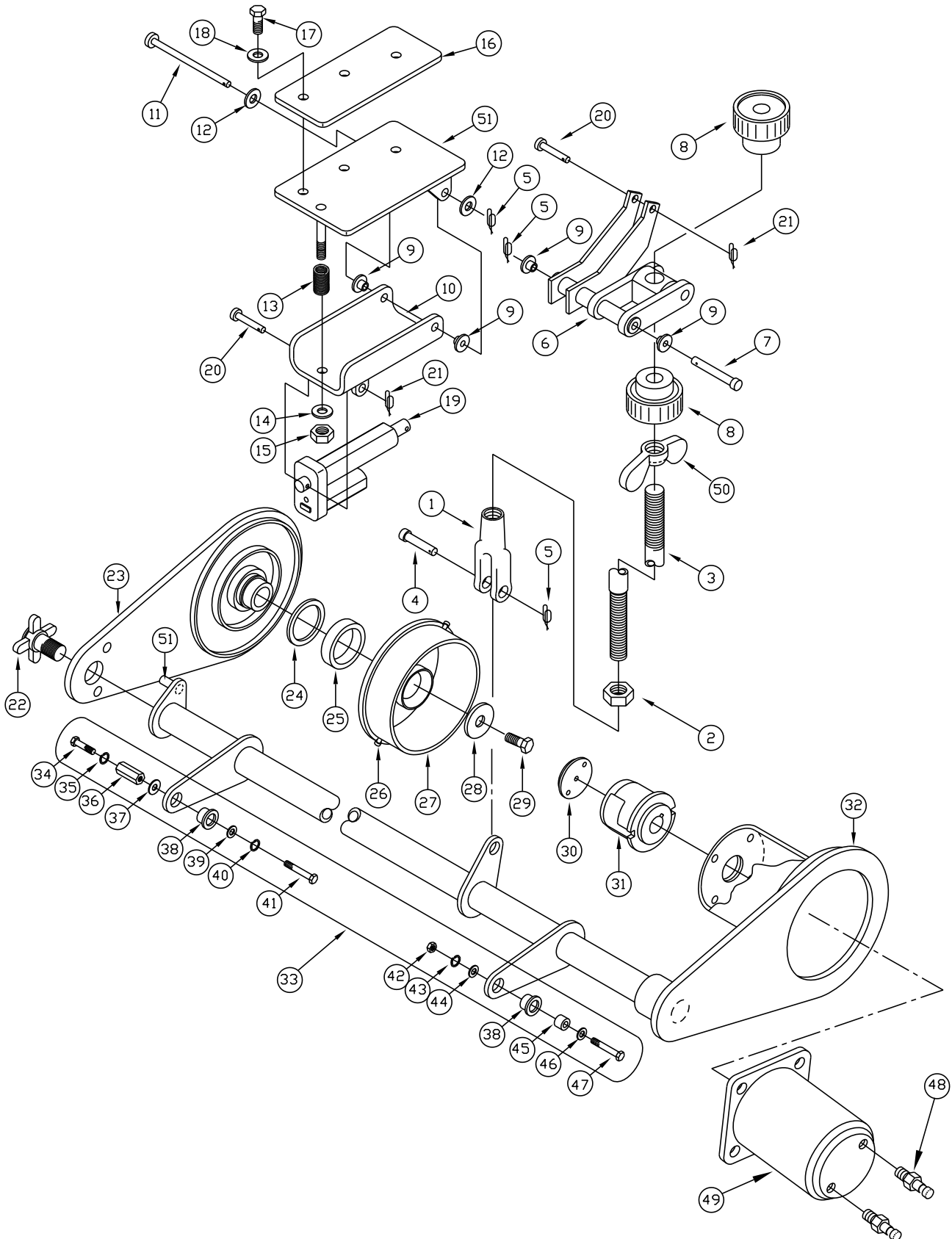
**SOLUTION SPRAY NOZZLE, PUMP AND SHUTOFF VALVE**

ITEM	PART NO.	QTY	DESCRIPTION
1	220174	1	FITTING 90 BRASS 1/4MPT X 3/8HB
2	452015	2	SPRAY TIP 11003
3	833140	2	BODY INLET CONNECTOR
4	833141	2	CAP
5	833142	2	GASKET CAP
6	3300604	1	HOSE-.50 AR 42" ST#8 ST#8
7	3300615	1	HOSE-.50 AR 86" ST#8 90 #8(S)
8	3302144	2	CLAMP-HOSE 1/2
9	3302338	7	CLAMP-HOSE 1/2
10	3302719	2	FTG-3/8 X 5/8 90 DEG. EL. THD. HOSE BARB
11	3303191	1	ASSY-SRS / ES PUMP MOUNT PNTD
12	3400261	1	FTG-HOSE BARB 1/4 NPT TO 3/8
13	3400383	4	WASHER CONICAL SPRING 1/4
14	3322671	1	VALVE-SOL SHUTOFF SOLENOID 12V
15	3331278	1	PUMP-SOLUTION 60 PSI 12V
16	3332459	2	FTG-HOSE BARB 1/4 NPT TO 3/8
17	3332461	1	FTG-3/8 BRASS TEE
18	3332714	1	VALVE-DOUBLE SCRUB
19	3332745	1	HOSE1/2AR45.OST#8ST#8 D/SC
20	3400499	1	VALVE-MINATURE 1/4 FPT BALL
21	3339635	2	CHECK-VALVE 20 PSI-SPRAY NOZZL
22	3400041	6	SCREW-HHM 1/4-20 X .875 LG ZP
23	3400063	12	NUT-FLANGE LOCK 1/4-20 ZP
24	3400089	8	WASHER 1/4 ID .63 OD X .065 THK
25	3400094	2	WASHER-FLAT 5/8 ZP
26	3400154	1	FTG-90 EL 3/4-16 MORB X -8JIC
27	3400161	1	FTG-TEE 3/4-16 MORB X -8JIC
28	3400173	2	SCREW-HHM 1/4-20 X 1.75 LG ZP
29	3400227	4	SCREW-HHM 1/4-20 X 1.25 LG ZP
30	3400244	3	FTG-90 SWIVEL 8JIC
31	3400260	2	FTG-90 ELL 1/4 MPT X 1/4 FPT



**CYLINDRICAL SCRUB BRUSH ASSEMBLY**

Note: Monitor Series Only.

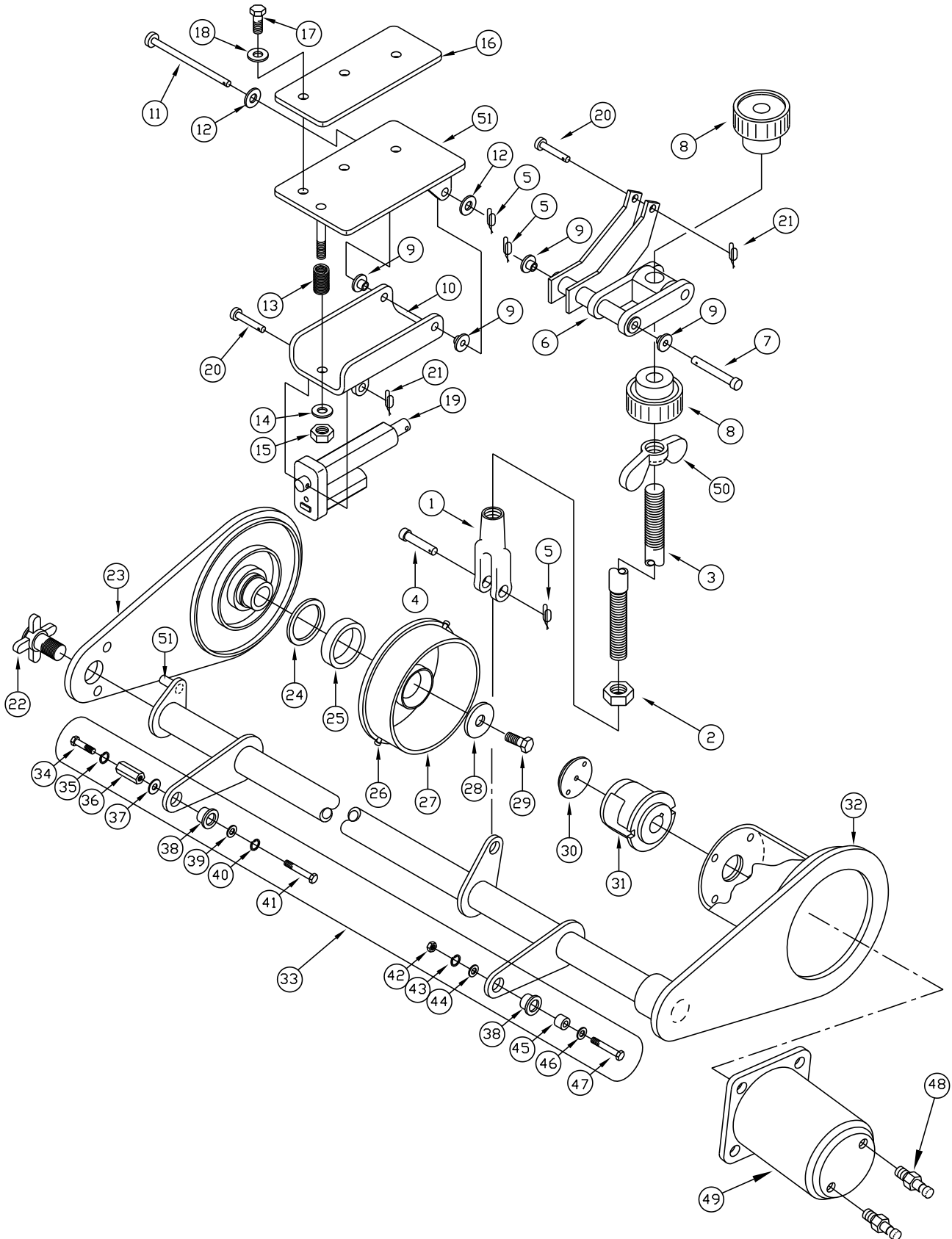


CYLINDRICAL SCRUB BRUSH ASSEMBLY				
ITEM	PART NO.		QTY	DESCRIPTION
	82 Series	90 Series		
1	3301447		1	CLEVIS WITH PIN AND COTTER
2	3402044		1	NUT-HEX JAM 3/8-24 ES ZP
3	3332699		1	ROD-MAIN BROOM DOUBLE SCRUB
4	3400116		1	PIN-CLEVIS 3/8 X 1-1/4 ZP
5	3400125		3	PIN-COTTER 3/8 RUE-RING
6	3332691	3334039	1	WELD-BROOM LIFT ARM PLTD
7	3400113		1	PIN-CLEVIS 3/8x5-1/2 ZP
8	3300352		2	KNOB-MB LIFT ADJ
9	3300414		2	BUSHING-PLASTIC 3/8IDx1/2OD
10	3332696		1	WELD-PIVOT ACTUATOR MOUNT BOTTOM
11	3400114		1	PIN-CLEVIS 3/8 X 4.00 ZP
12	3400087		2	WASHER-FLAT 3/8 STANDARD ZP
13	3332703		1	SPRING-DOUBLE SCRUB
14	3400089		1	WASHER-FLAT 1/4 STANDARD
15	3400081		1	NUT-HEX 1/4-20 ES ZP
16	3332710		1	PLATE-COVER DOUBLE SCRUB
17	3400035		3	SCR-HEX,5/16-18X1.00 ZP
18	3400384		3	WASHER-CONICAL SPRING 5/16
19	3332704		1	ACTUATOR-1.82" STROKE, 12V (MB
20	3400785		2	PIN-CLEVIS 1/4 X 1-1/2
21	3400742		2	RUE RING-1/4 HEAVY ZP
22	3400748		1	KNOB-HAND 1/2-13x1-1/2
23	3335220		1	WELD-MAIN BROOM IDLER PLATE
*	3335408		1	SUB-MB IDLER (Includes Items 23-29)

NOTE: Part numbers that span more than one column apply to the models listed in the headings of the columns.

**CYLINDRICAL SCRUB BRUSH ASSEMBLY (CONTINUED)**

Note: Monitor Series Only.



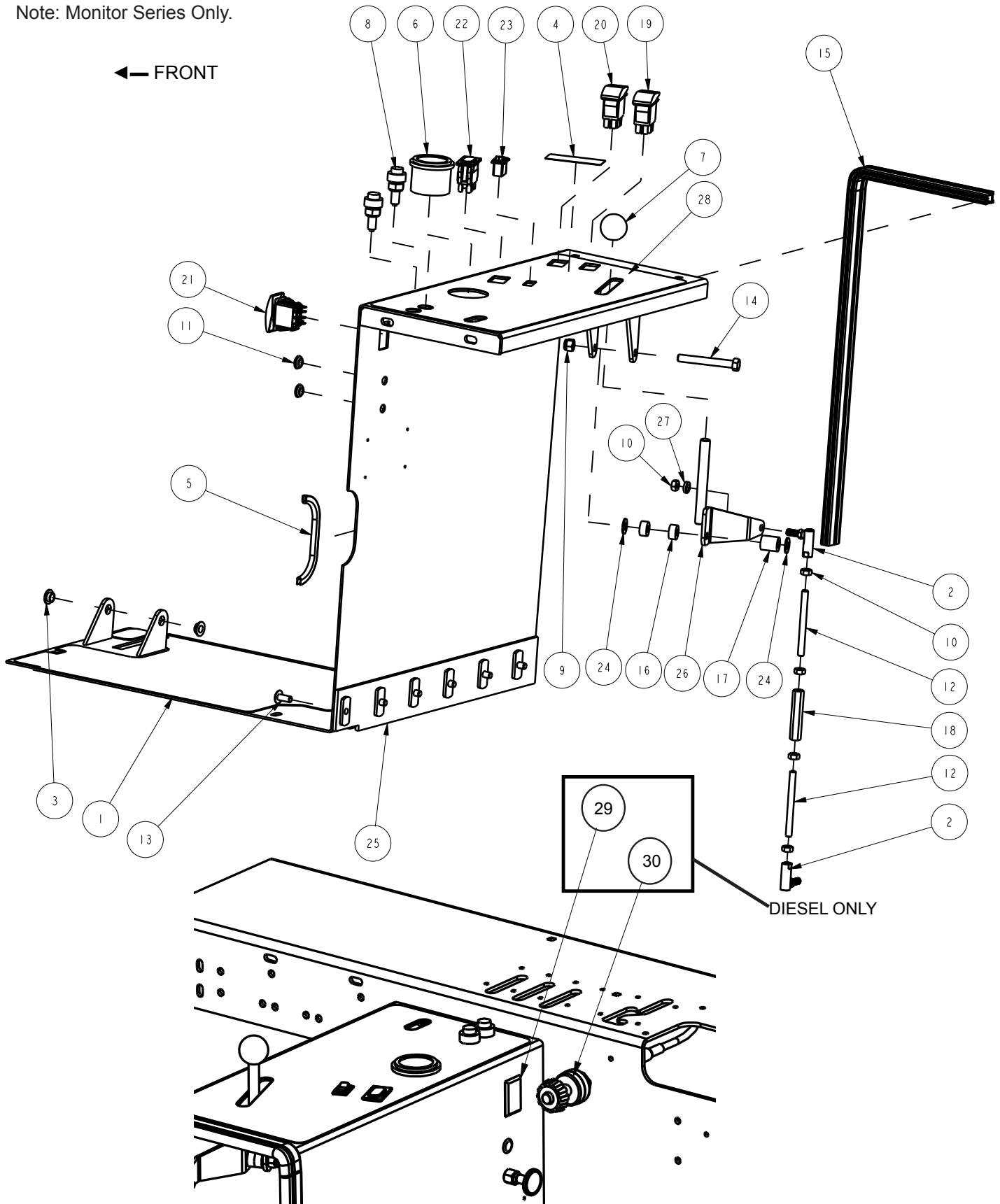
## CYLINDRICAL SCRUB BRUSH ASSEMBLY (CONTINUED)

ITEM	PART NO.		QTY	DESCRIPTION
	82 Series	90 Series		
24	3305666		1	RING-RETAINING MAIN BROOM
25	3305667		1	BEARING-MAIN BROOM
26	3400047		2	SCR-SOC,5/16-18X0.75 ZP
27	3305642		1	HUB-BROOM IDLER PNTD
28	3400091		1	WASHER-FENDER 1/2 ZP
29	3400024		1	SCR-HEX,1/2-13X0.75 ZP
30	3301285		1	RETAINER-MB DRIVER HUB, PLTD
31	3301050		1	HUB-MB DRIVE PNTD
32	3305784	3305841	1	WELD-MOUNT MB WB
33	3301448		1	ASSY-KIT HDW MAIN BROOM
34	3400023		1	SCR-HEX,1/2-13X1.00 ZP
35	3400098		1	WASHER-LOCK 1/2 SPLIT ZP
36	3300064		1	BLOCK-ADJ MB PLTD
37	3400086		1	WASHER-FLAT 1/2 STANDARD ZP
38	3300432		2	BUSHING-FL-52-4
39	3400086		1	WASHER-FLAT 1/2 STANDARD ZP
40	3400098		1	WASHER-LOCK 1/2 SPLIT ZP
41	3400023		1	SCR-HEX,1/2-13X1.00 ZP
42	3400065		1	NUT-HEX 1/2-13 ZP
43	3400098		1	WASHER-LOCK 1/2 SPLIT ZP
44	3400086		1	WASHER-FLAT 1/2 STANDARD ZP
45	3301440		1	SPACER-MAIN BROOM PLTD
46	3400086		1	WASHER-FLAT 1/2 STANDARD ZP
47	3400019		1	SCR-HEX,1/2-13X2.50 ZP
48	3304899		2	FTG-ADAP 3/4-16 TO 1/2 OD TUBE
49	3316898		1	MOTOR-HYDRAULIC MAIN BROOM
50	3400084		1	NUT-WING 1/2-13 ZP
51	3332693		1	WELD-TOP PIVOT ACTUATOR DS MOUNT

NOTE: Part numbers that span more than one column apply to the models listed in the headings of the columns.

**CONSOLE ASSEMBLY**

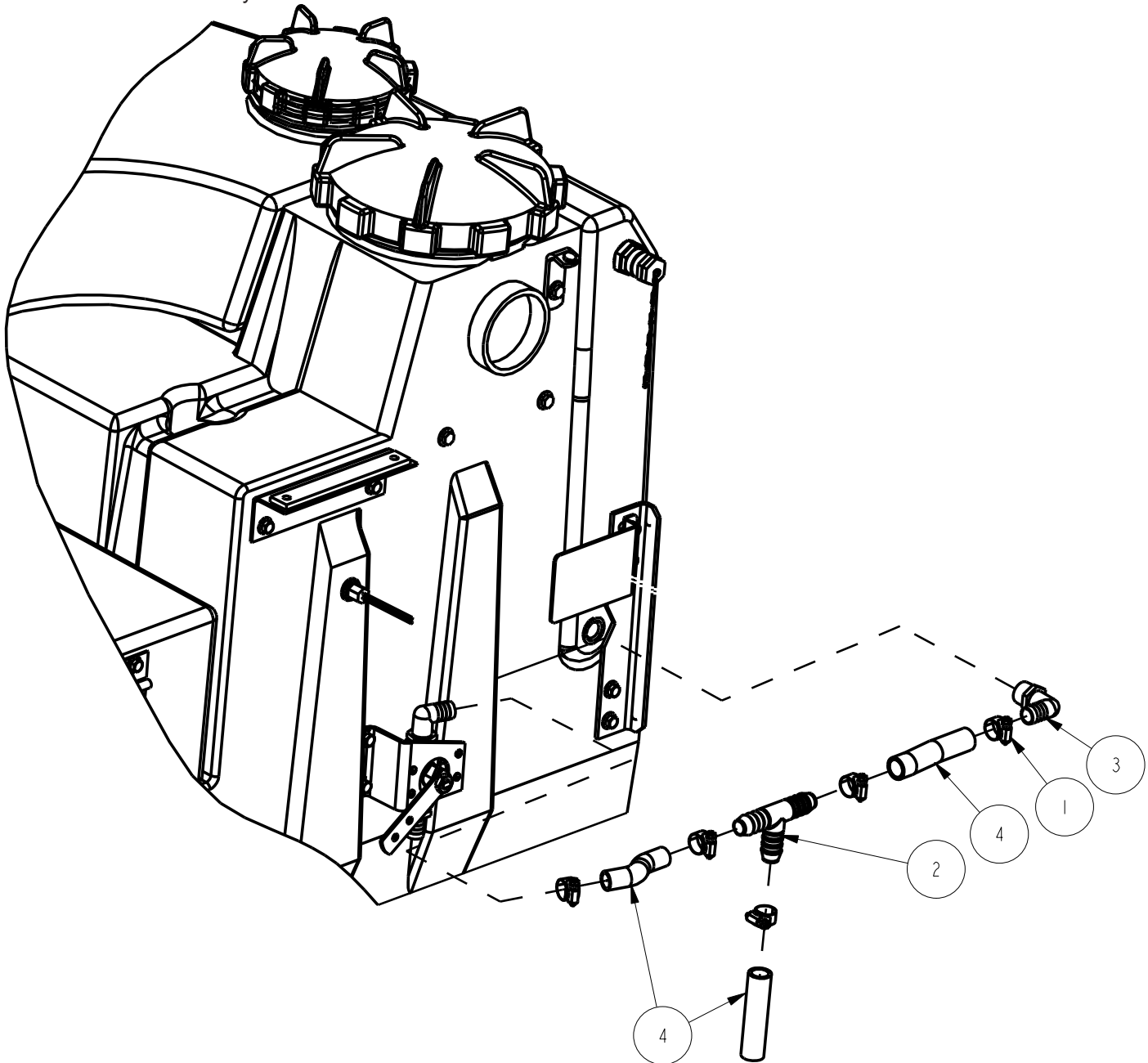
Note: Monitor Series Only.



CONSOLE ASSEMBLY			
ITEM	PART NO.	QTY	DESCRIPTION
1	3335984	1	ASSY-FRONT FLOOR PANEL
2	3300460	2	BALL JOINT-5/16
3	3300414	2	BUSHING-PLASTIC 3/8IDx1/2OD
4	3332705	1	DECAL-DOUBLE SCRUB
5	3500118	FT	EDGING-VINYL TRIM 1/8" (Order By The Foot)
6	3303258	1	GAUGE-DOWNPRESSURE SC HEAD
7	3300562	1	KNOB-BALL 1.375" DIA #95 BLACK
8	3301553	2	LIGHT-5/8 DIA, RED, 12V (RTR)
9	3400079	1	NUT-HEX 3/8-16 ES ZP
10	3400069	5	NUT-HEX 5/16-24 ZP
11	3330020	2	PLUG-HOLE BPF 7/16
12	3301393	2	ROD-IMPELLER ADJ
13	710197	6	SCR-MC 5/16-18 X .75
14	3400473	1	SCR-HEX,3/8-16x3.00 ZP F'THD
15	3500199	FT	SEAL-TRIM (SD-168) STR (Order By The Foot)
16	3301085	2	SPACER-FRONT BUMPER PLTD
17	3302427	1	SPACER-SSB .87 LG PLTD
18	3303502	1	STAND/OFF THREADED ADJUST LINK
19	3332712	1	SWITCH-DOUBLE SCRUB PUMP
20	3332713	1	SWITCH-DOUBLE SCRUB BROOM
21	3315818	1	SWITCH-ROCKER, CARLING, SPDT,
22	3307553	1	SWITCH-ROCKER ENG. SWING ARMA
23	3300442	1	SWITCH-ROCKER LTS/SQUP & DOWN
24	3400087	2	WASHER-FLAT 3/8 STANDARD ZP
25	3335933	1	CONSOLE ORANGE
26	3309054	1	WELD-LEVER SOLUTION CONTROL
27	3400102	1	WASHER-LOCK 5/16 SPLIT ZP
28	3321107	1	DECAL-PANEL HI-CAP
29	3323529	1	PLUG (Diesel Only)
30	3321179	1	CABLE THROTTLE (Diesel Only)

**PLUMBING SOLUTION / RECOVERY TANK**

Note: Monitor Series Only.

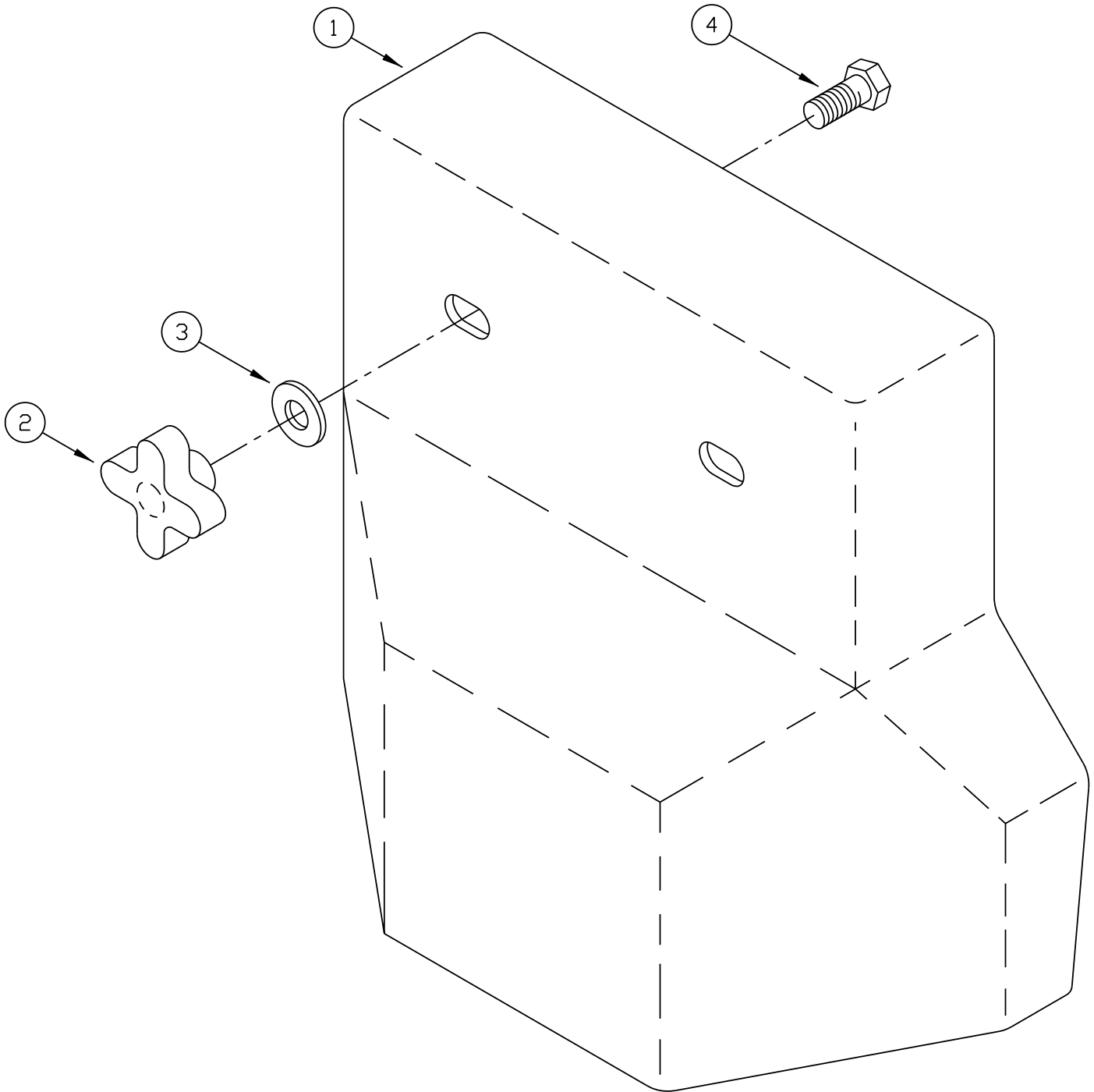




PLUMBING SOLUTION / RECOVERY TANK			
ITEM	PART NO.	QTY	DESCRIPTION
1	3302144	5	CLAMP-HOSE 1/2 NOM
2	3336603	1	FTG-NYLON TEE, 3/4" X 3/4" X 3
3	3309051	2	FTG-ELL 90 3/4 MPT X 3/4 BARB
4	3500131	1	TUBE-PVC 3/4 ID X 1/8 WA-CLEAR

**COMMANDER SERIES OPTIONS:**

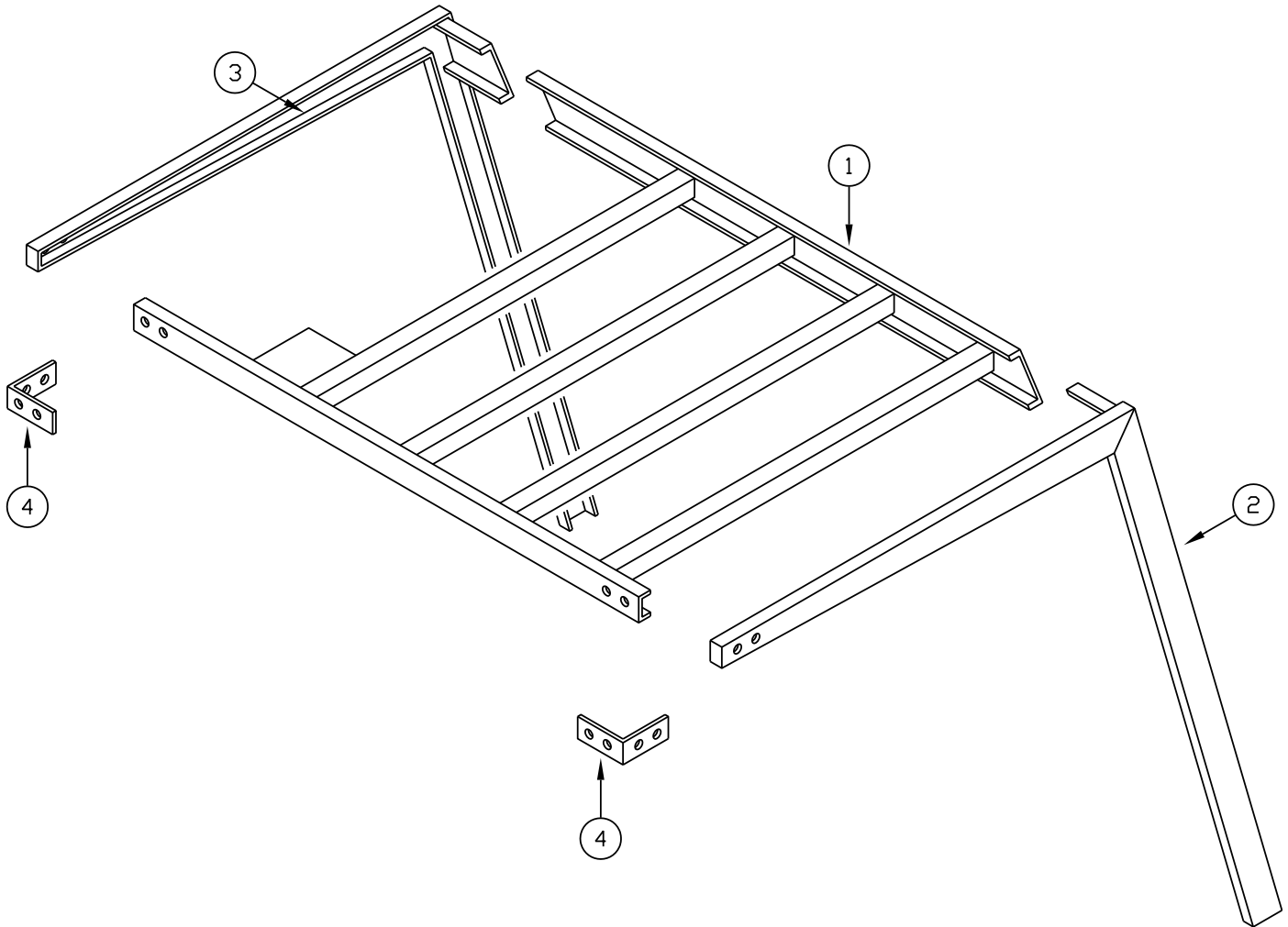
**OPTION - HEAVY DUTY SIDE BROOM GUARD (3319295)**



**OPTION - HEAVY DUTY SIDE BROOM GUARD (3319295)**

<b>ITEM</b>	<b>PART NO.</b>	<b>QTY</b>	<b>DESCRIPTION</b>
1	3303119	1	GUARD ASSEMBLY, HEAVY DUTY SIDE BROOM
2	3303179	2	KNOB, ALUMINUM HAND
3	3400087	2	FLAT WASHER
4	3400029	2	SCR-HEX,3/8-16X1.25 ZP

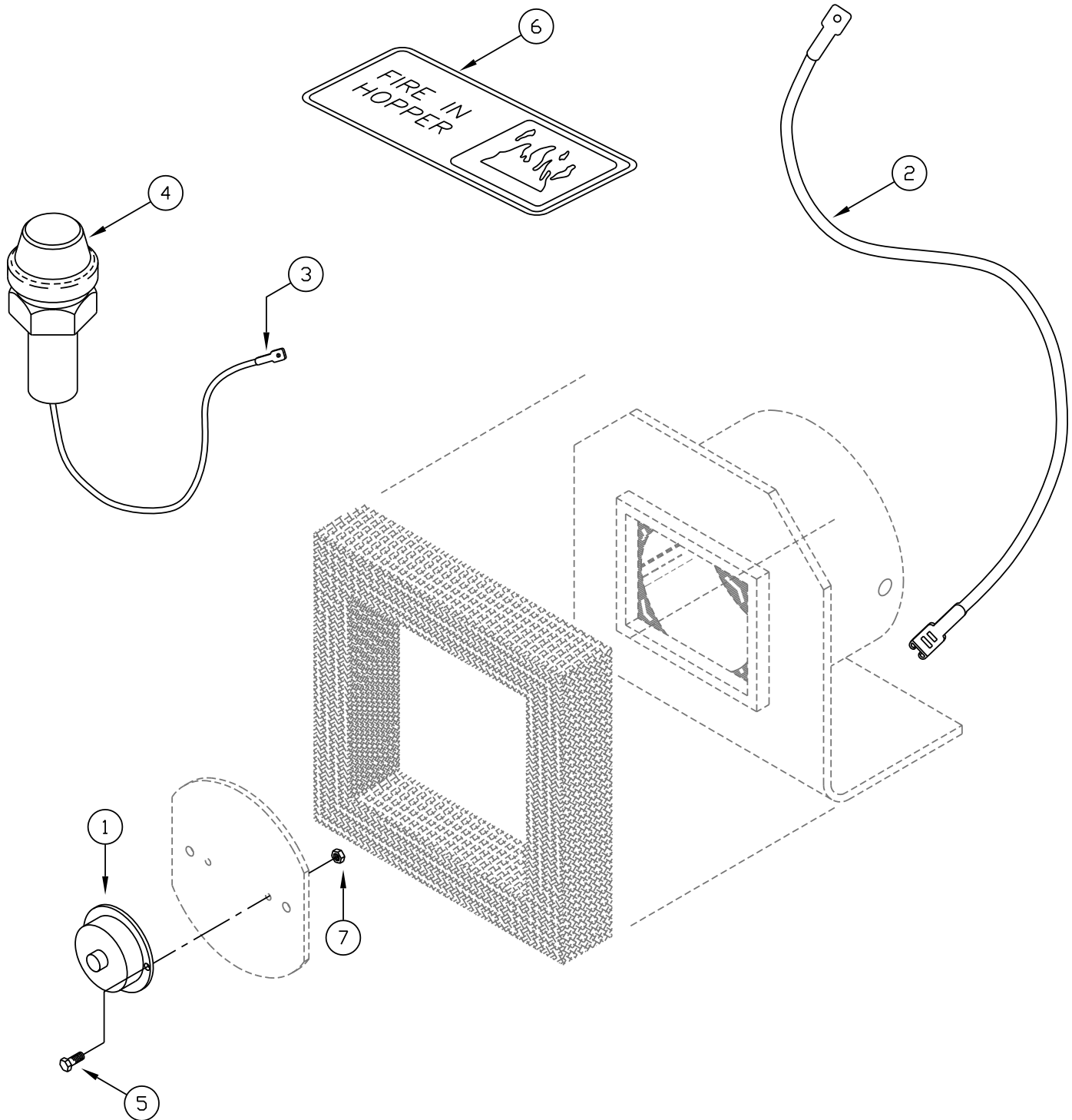
**OPTION - OVERHEAD GUARD (3319228)**



OPTION - OVERHEAD GUARD (3319228)			
ITEM	PART NO.	QTY	DESCRIPTION
1	3300763	1	ASSY-SIDE RH OH GUARD PNTD
2	3300784	1	ASSY-TOP OH GUARD MS PNTD
3	3300762	1	ASSY-SIDE LH OH GUARD PNTD
4	3302708	2	BRKT-CORNER O\H GUARD PNTD
5	3400029	22	SCR-HEX,3/8-16X1.25 ZP
6	3400385	22	WASHER-CONICAL SPRING 3/8
7	3400392	22	NUT-FLANGE LOCK 3/8-16

**OPTION - HOPPER FIRE INDICATOR (3319256)**

NOTE: For T82 AND T90 models only.



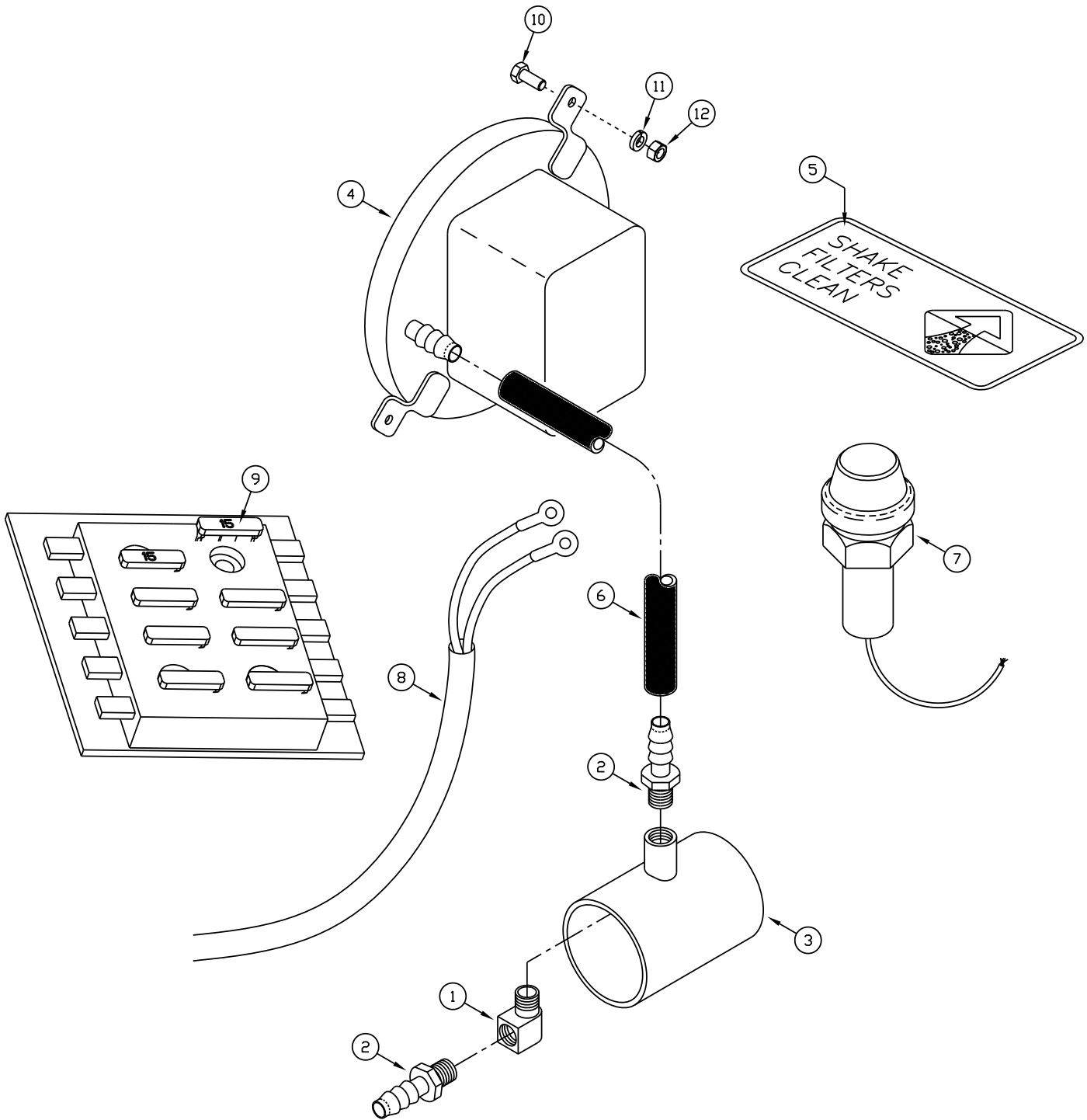
OPTION - HOPPER FIRE INDICATOR (3319256)			
ITEM	PART NO.	QTY	DESCRIPTION
1	3303003	1	DETECTOR-HEAT, 135°F TRIP (57°C), THERMOSTATIC TYPE
2	3303091	1	HARNESS-FIRE SENSOR
3	3302462	1	TERMINAL-MALE SNAP PLUG
4	3301553	1	LIGHT-5/8 DIA, RED, 12V (TRASH RELOC.)
5	3400298	2	SCR-PAN,#6-32X.50,SLT ZP
6	3302521	1	DECAL-FIRE IN HOPPER (LEXAN)
7	3400299	2	NUT-HEX #6-32 ZP

NOTE: For T82 AND T90 models only.



**OPTION - CLOGGED FILTER INDICATOR (3319257)**

NOTE: For T82 AND T90 models only.

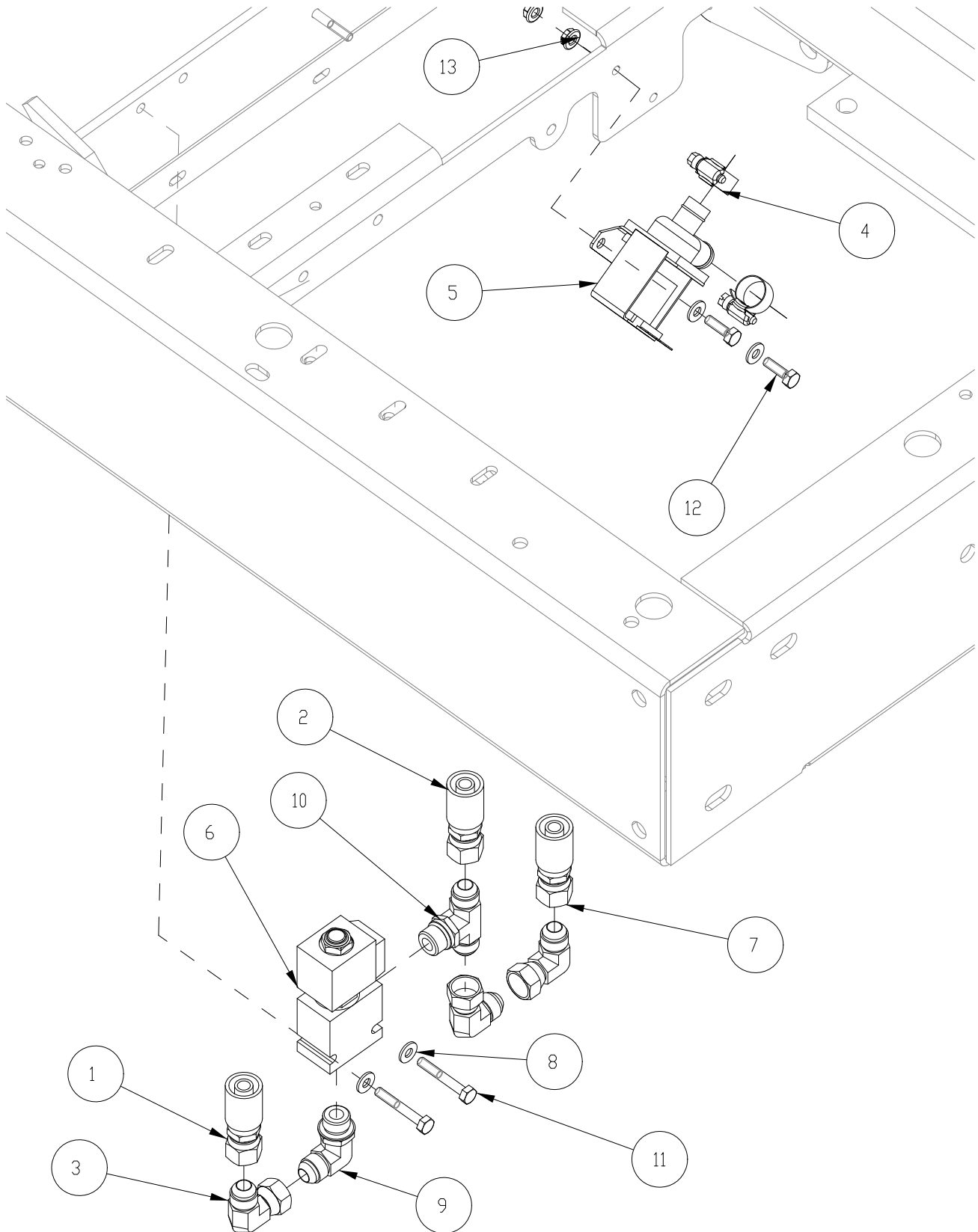


OPTION - CLOGGED FILTER INDICATOR (3319257)			
ITEM	PART NO.	QTY	DESCRIPTION
1	3400260	1	FTG-90 ELL 1¼ MPT TO 1¼ FPT
2	3400261	1	FTG-HOSE BARB 1/4 MPT TO 3/8
3	3304822	1	CLOGGED FILTER MOUNT PNTD
4	3303327	1	SWITCH-VACUUM
5	3302518	1	DECAL-SHAKE FILTERS OPTION (LEXAN)
6	3303516	1	HOSE-5/16 ID CLOGGED FILTER
7	3301553	1	LIGHT-5/8 DIA, RED, 12V (TRASH RELOC.)
8	3303588	1	HARNES-CLOG FILTER OPT
9	3300446	1	FUSE-15 AMP
10	3400045	2	SCR-PAN,#8-32X0.62,SLT ZP
11	3400105	2	WASHER-LOCK #8 SPLIT ZP
12	3400073	2	NUT-HEX #8-32 ZP

NOTE: For T82 AND T90 models only.

**OPTIONAL 3332636 - WATER & BRUSH SHUT OFF**

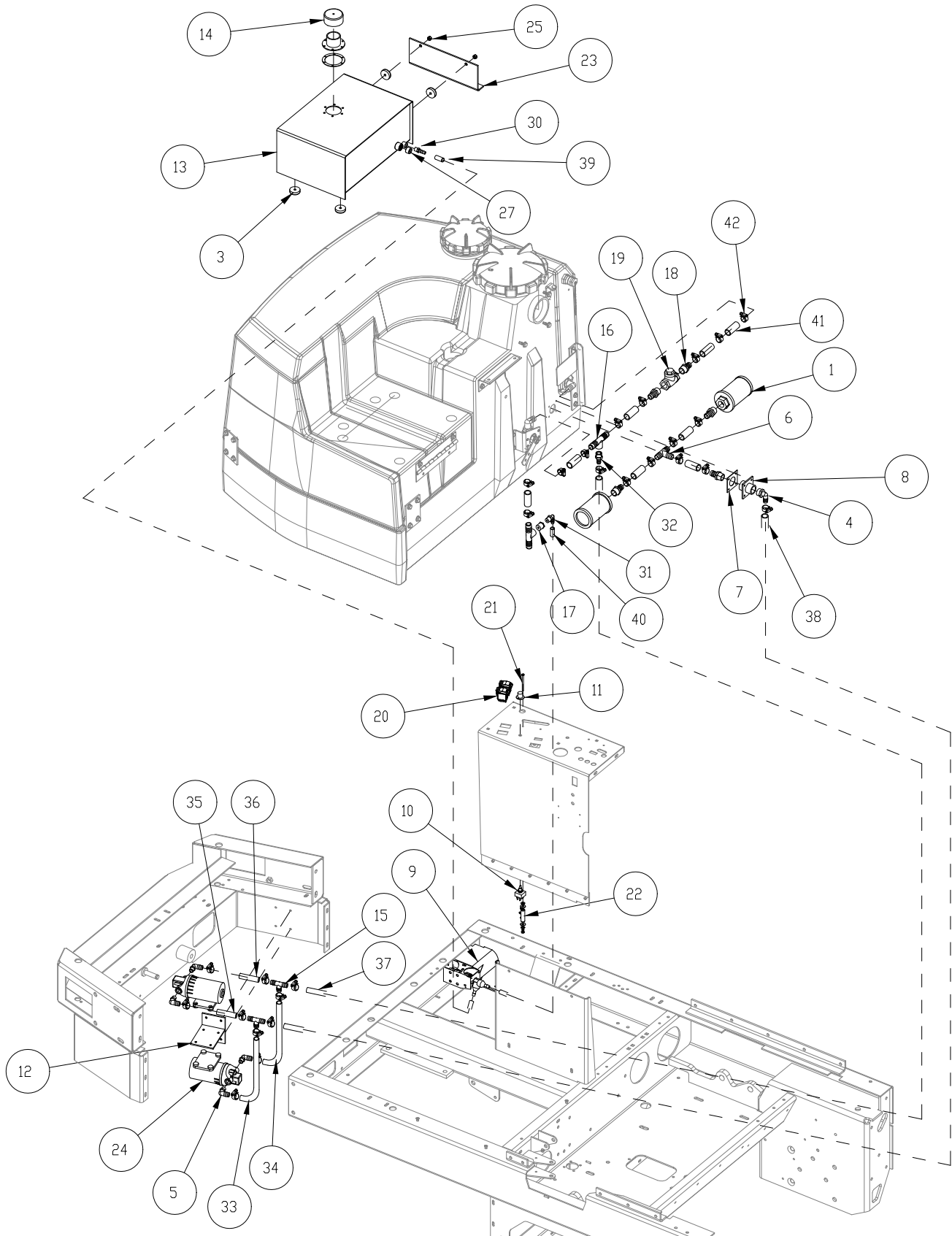
NOTE: For ALL MODELS EXCEPT CSS82LPCE and TSS82LPCE models.



**OPTIONAL 3332636 - WATER & BRUSH SHUT OFF**

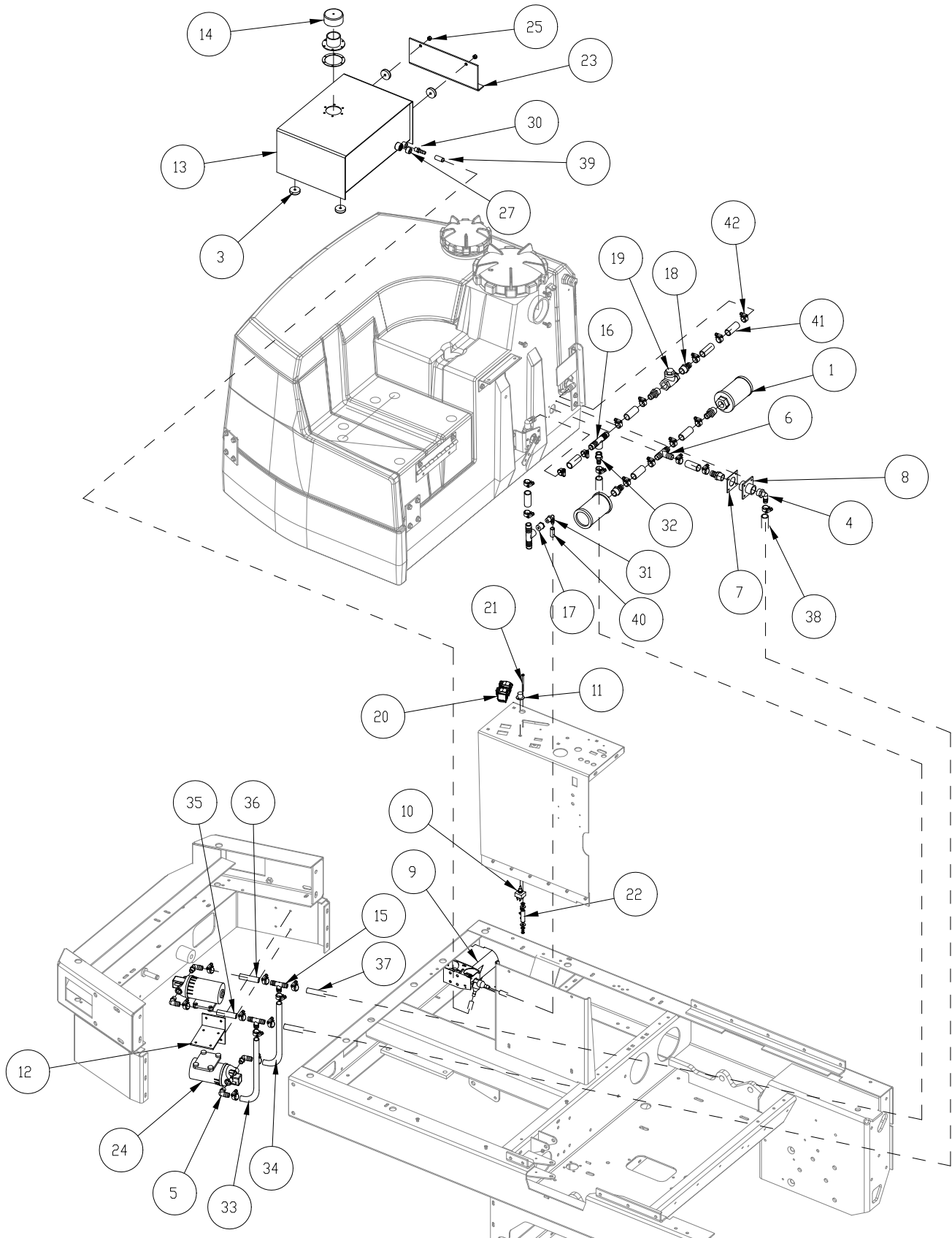
ITEM	PART NO.	QTY	DESCRIPTION
1	3332744	1	HOSE-.50 AR 42" ST#8 ST#8
2	3300615	1	HOSE-.50 AR 86" ST#8 90 #8(S)
3	3400244	3	FTG-90 SWIVEL 8JIC
4	3302144	2	CLAMP-HOSE 1/2
5	3322671	1	VALVE-SOL SHUTOFF SOLENOID 12V
6	3332714	1	VALVE-DOUBLE SCRUB
7	3332745	1	HOSE1/2AR45.OST#8ST#8 D/SC
8	3400089	4	WASHER 1/4 ID .63 OD X .065 THK
9	3400154	1	FTG-90 EL 3/4-16 MORB X -8JIC
10	3400161	1	FTG-TEE 3/4-16 MORB X -8JIC
11	3400173	2	SCREW-HHM 1/4-20 X 1.75 LG ZP
12	3400041	2	SCREW-HHM 1/4-20 X .875 LG ZP
13	3400063	2	NUT-FLANGE LOCK 1/4-20 ZP
NOTE: For CSS82LPCE and TSS82LPCE models only.			

**OPTIONAL - WATER RECYCLING**



OPTIONAL - WATER RECYCLING			
ITEM	PART NO.	QTY	DESCRIPTION
1	3300360	2	STRAINER-HYD RESERVOIR
2	3302408	1	FTG-REDUCER TUBE END 8-4
3	3302482	4	BUMPER-SEAT MOUNT
4	3302718	1	FTG-3/8 X 5/8 90 DEG. EL. THD.
5	3302719	4	FTG-3/8 X 5/8 90 DEG. EL. THD.
6	3302950	1	FTG-3/4 90 DEG HOSE BARB
7	3302962	1	GASKET-EXTENDED SOLUTION TAP
8	3302963	1	TAP ES OPT.
9	3303001	1	PUMP-METERING BELLOWS TYPE 12V
10	3303072	1	SWITCH-ROTARY 3-SPD
11	3303073	1	KNOB-ROTARY SWITCH
12	3303191	1	ASSY-SRS / ES PUMP MOUNT PNTD
13	3303213	1	SOAP SOL TANK
14	3303310	1	FILTER/BREATHER ASSY FLOW-EZY
15	3303353	2	FTG-3/8 X 5/8 90 DEG. EL. THD.
16	3303354	2	FTG-3/8 X 5/8 90 DEG. EL. THD.
17	3303355	1	FTG-REDUCER 1/2 MPT X 1/4 FPT
18	3309073	5	FTG-3/4 MPT X 3/4 HB
19	3317245	1	VALVE-CHECK SWING 3/4" BRASS
20	3318514	2	SWITCH-SPDT ROCKER
21	3323983	1	RESISTOR HARDWARE KIT
22	3323992	1	RESISTOR-ADJUST 25W 3.0 OHM
23	3331002	1	MNT-SOAP TANK
24	3331278	2	PUMP-SOLUTION 60 PSI 12V
25	3400080	2	NUT-HEX 5/16-18 ES ZP
26	3400155	1	FTG-90 EL 8JIC X 10MORB
27	3400217	1	FTG-PIPE PLUG HEX SOC 1 1/2 MPT
28	3400244	2	FTG-90 SWIVEL 8JIC
29	3400250	1	SWIVEL NUT RUN TEE-#8, MJ-FJX-
30	3400261	1	FTG-HOSE BARB 1/4 NPT TO 3/8
31	3400985	1	FTG-90 PP 3/8 MPT X 3/8 BARB
32	3401962	1	FTG-HOSE BARB 1/2X1/2 NPT
33	3303352	1	HOSE-5/8 ID DELIVERY PUMP SRS

**OPTIONAL - WATER RECYCLING CONTINUED**





OPTIONAL - WATER RECYCLING			
ITEM	PART NO.	QTY	DESCRIPTION
34	3303335	1	HOSE-5/8 ID DELIVERY SRS
35	3303351	1	HOSE-5/8 ID DELIVERY PUMP SRS
36	3303336	1	HOSE-5/8 ID DELIVERY SRS
37	3303332	1	HOSE-SOL RETURN SRS
38	3303331	1	HOSE-SOL DELIVERY SRS
39	3303333	1	HOSE-DELIVERY SOAP TANK
40	3303334	1	HOSE-SOL PUMP SRS
41	3500131	FT.	TUBE-PVC 3/4 ID X 1/8 WA-CLEAR
42	3302144	27	CLAMP-HOSE 1/2 NOM

**WARRANTY**

Revision G  
Effective September 2010  
PowerBoss Made Simple Industrial Limited Warranty

Minuteman International owner of PowerBoss warrants to the original purchaser/user that the product is free from defects in workmanship and materials under normal use. PowerBoss will, at its option, repair or replace without charge, parts that fail under normal use and service when operated and maintained in accordance with the applicable operation and instruction manuals. All warranty claims must be submitted through and approved by factory authorized repair stations.

This warranty does not apply to normal wear, or to items whose life is dependent on their use and care. Parts not manufactured by PowerBoss are covered by and subject to the warranties and/or guarantees of their manufacturers. Please contact Minuteman International for procedures in warranty claims against these manufacturers.

**Special warning to purchaser** -- Use of replacement parts not manufactured by PowerBoss or its designated licensees, will void all warranties expressed or implied. A potential health hazard exists without original equipment replacement.

All warranted items become the sole property of Minuteman International or PowerBoss or its original manufacturer, whichever the case may be.

PowerBoss disclaims any implied warranty, including the warranty of merchantability and the warranty of fitness for a particular purpose. PowerBoss assumes no responsibility for any special, incidental or consequential damages.

This limited warranty is applicable only in the U.S.A. and Canada, and is extended only to the original user/purchaser of this product. Customers outside the U.S.A. and Canada should contact their local distributor for export warranty policies. PowerBoss is not responsible for costs or repairs performed by persons other than those specifically authorized by PowerBoss. This warranty does not apply to damage from transportation, alterations by unauthorized persons, misuse or abuse of the equipment, use of non-compatible chemicals, or damage to property, or loss of income due to malfunctions of the product. If a difficulty develops with this machine, you should contact the dealer from whom it was purchased.

This warranty gives you specific legal rights, and you may have other rights, which vary from state to state. Some states do not allow the exclusion or limitation of special, incidental or consequential damages, or limitations on how long an implied warranty lasts, so the above exclusions and limitations may not apply to you.

	Travel*	Labor	Parts	Engine	Extended Warranty	Costs
<b>Walk behinds</b>						
Battery sweepers	Ninety days	One year	One year	N/A	2 years Parts + Labor (or 2000 Hours)	2%
IC sweepers	Ninety days	One year	One year	Through manufacturer	2 years Parts + Labor (or 2000 Hours)	2%
Battery scrubbers	Ninety days	Two years	Three years	N/A	3 Years Parts + Labor (or 3000 Hours)	2%
<b>Riders</b>						
Battery scrubbers	Ninety days	Two years	Three years/2000 hrs	N/A	3 Years Parts + Labor (or 3000 Hours)	2%
IC sweeper/scrubbers	Ninety days	Six months	Two years/2000 hrs	Two years/3000 hrs**	2 years Parts + Labor (or 2000 Hours)	3%
IC sweepers	Ninety days	Six months	Four years/3000 hrs	Five years/3000 hrs**	4 Years Parts + 2 Years Labor (or 4000 Hours)	3%
<b>Exceptions</b>						
Apex series sweeper	Ninety days	One year	One year/1000 hrs	One year/1000 hrs**	2 years Parts + Labor (or 2000 Hours)	3%
6X sweeper	Ninety days	Six months	Two years/2000 hrs	Two years/2000 hours**	2 years Parts + Labor (or 2000 Hours)	3%
<b>Other Products</b>						
QRE-3001A	Ninety days	Six months	Two years/2000 hrs	Two years/3000 hours**	2 years Parts + Labor (or 2000 Hours)	3%

**Tank Bladders** Eight years/ no additional labor  
**Polyethylene plastic tanks** Ten years/ no additional labor  
**Batteries** 0-3 months full replacement, 4-12 prorated credit  
**Chargers** One-year replacement  
**Replacement parts** Ninety days  
**\*Two-hour cap**

\*\*Through engine manufacturer. See section 3 of warranty manual for engine warranty exceptions

\*\*\* Based upon dealer's certification status

Extended Warranty MUST be signed up within 30 days of delivery to End User (Dealer has 1Year from Receiving Machine to Sign up extended Warranty)

Extended Warranty Cost is based on Invoice Price multiplied by the Percentage listed in the Extended Warranty Column

*All above labor and travel reimbursed at 65 or 75% of the published shop rate.*





***“The Power of Clean”***

**PowerBoss Is A Full Line Manufacturer Of Sweepers and Scrubbers For Industrial Facilities.**

PowerBoss, Inc 175 Anderson Street P.O. Box 1227- Aberdeen North Carolina 28315

Phone: 800-982-7141 - Fax: 1-800-277-7141 Local: 910-944-2105 Fax: 910-944-7409 e-mail: [techsupport@powerboss.com](mailto:techsupport@powerboss.com)

REV D 6/12

**A Member Of The Hako Group**