



# **GLOBAL M4**

## *Parts Manual*

**GS244997**  
**Revision A**

**Mechanical Sweeper**  
**January 2015**







**GLOBAL**

Ed 15  
1st 2015

**GLOBAL**  
Allianz  
**MA**

**Parts Manual**

**Mechanical Sweeper**

**January 2015**

**GS244997**



**Revision A**



**GLOBAL**  
**MA**





**Table of Contents**

**Axle/Brakes/Drive 1**

**Body/Hopper/Frame 2**

**Broom/Elevator 3**

**Cab/Pedal/AC 4**

**Electrical 5**

**Engine 6**

**Hydraulics 7**

**Water Spray 8**

**Options 9**

**Filters List 10**

**Global M4 Series  
Mechanical Sweeper Broom  
Parts Manual**

p/n: GS244997, January 2015



This page intentionally left blank



---

CHAPTER **1**

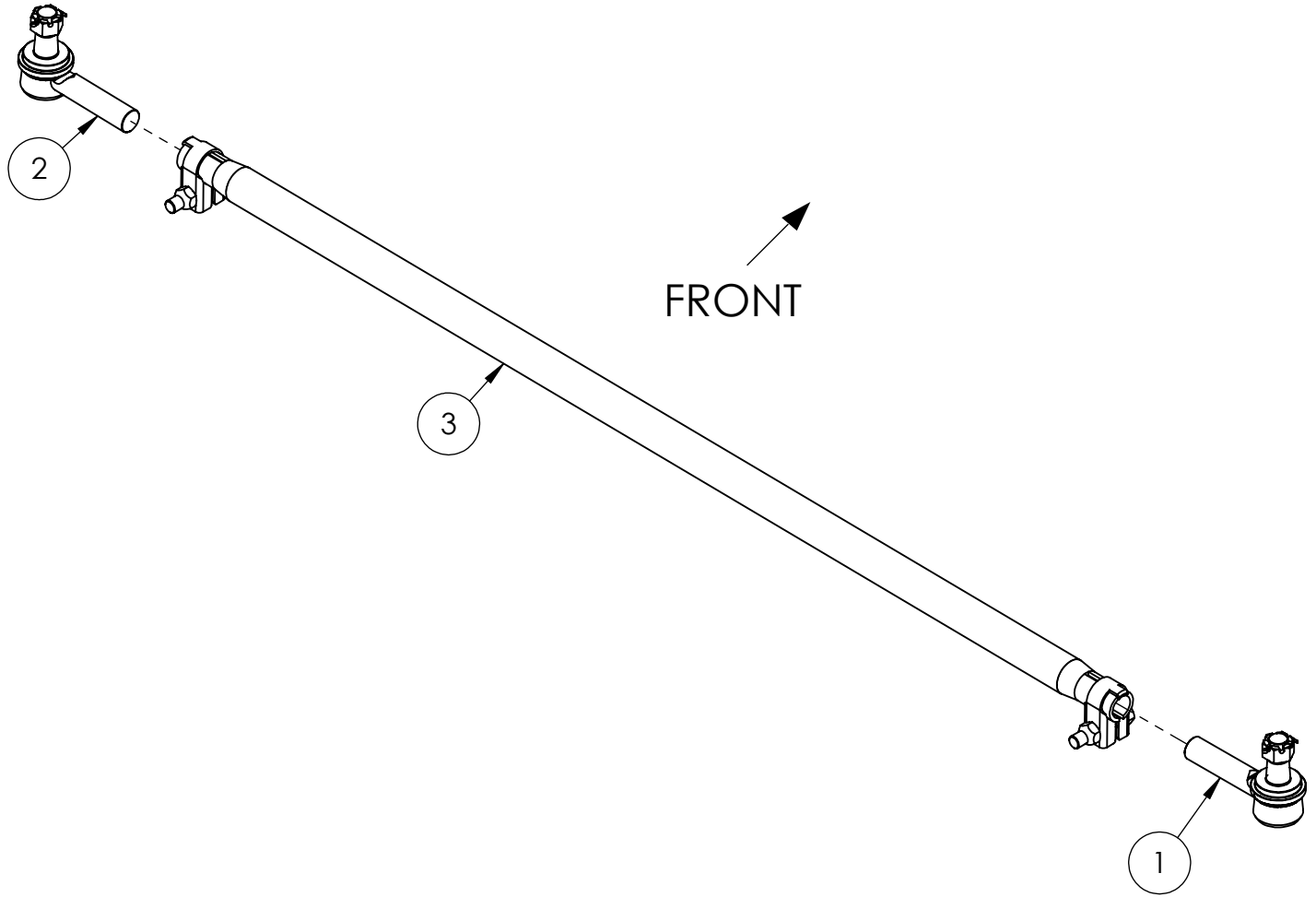
---

# Axle Brakes & Drive

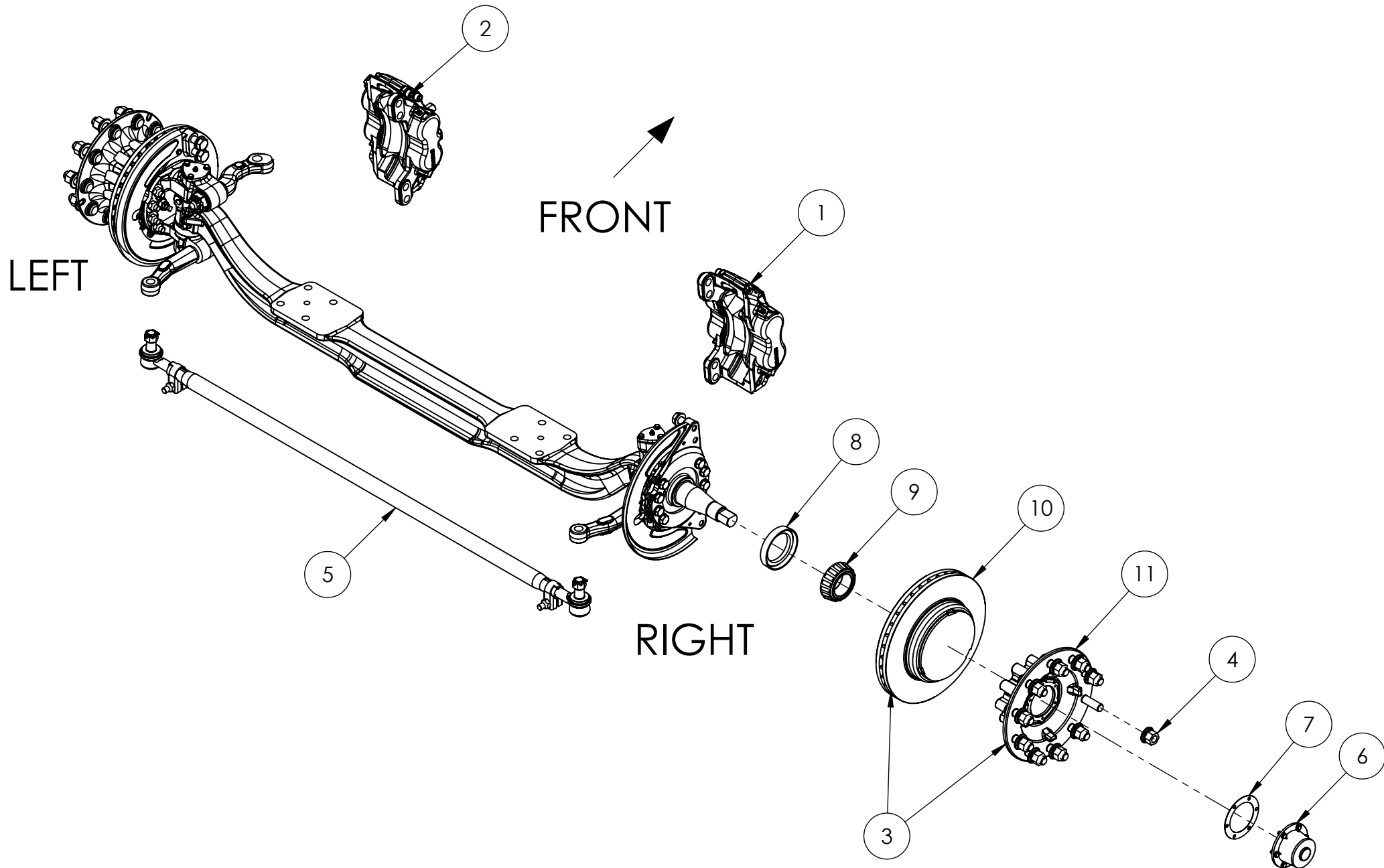
## Table of Contents

### Page

Front Axle	1-3
Front Axle installation	1-5
Rear Axle Installation	1-8
Rear Axle Assy	1-11
ABS Brake System Installation	1-15
Brake Lines Installation	1-20
Parking Brake Installation	1-23
Drive Shaft Installation	1-26
DriveShaft, Short, Slip yoke	1-27



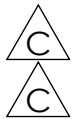
ITEM NO.	PART NUMBER	DESCRIPTION	QTY
<b>REF</b>	<b>382863</b>	<b>TIE ROD ASSEMBLY</b>	<b>REV A</b>
1	382864	TIE ROD END, RH THREADS	1
2	382865	TIE ROD END, LH THREADS	1
3	382872	TIE ROD (N.S.S.)	1





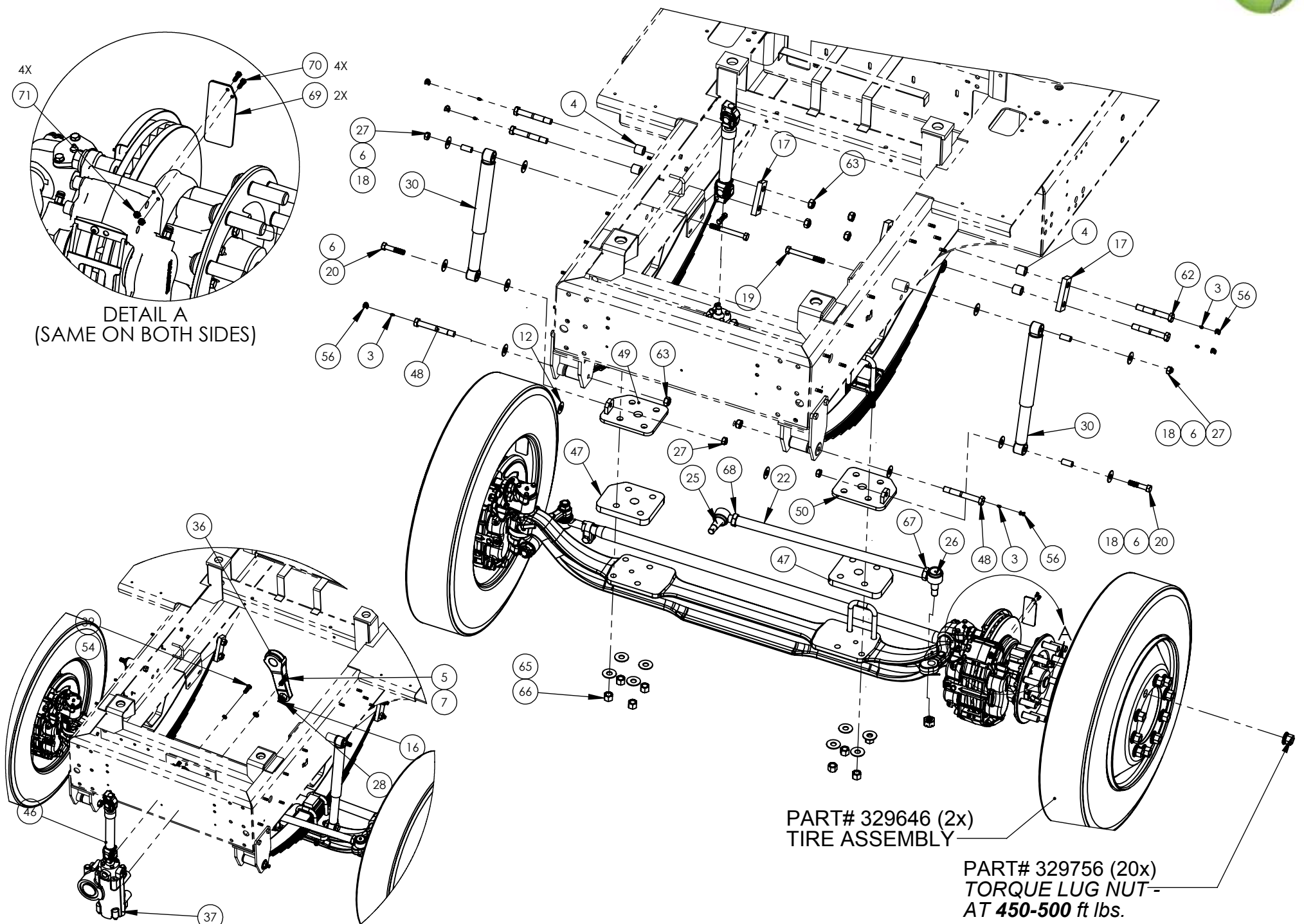
# FRONT STEER AXLE

ITEM NO.	PART NUMBER	DESCRIPTION	QTY.
<b>REF</b>	<b>329566</b>	<b>FRONT STEER AXLE</b>	<b>REV C</b>
1	382818	CALIPER ASSEMBLY MERITOR RH	1
2	382836	CALIPER ASSEMBLY MERITOR LH	1
3	382806	HUB & ROTOR ASSEMBLY ( N.S.S)	2
4	329756	LUGNUT, M22	20
5	382863	TIE ROD ASSEMBLY	1
6	382867	HUB CAP	2
7	382868	GASKET, HUB CAP	2
8	382866	WHEEL SEAL	2
9	382869	BEARING, HUB	2
10	331932	FRONT AXLE ROTORS	2
11	331933	FRONT AXLE HUB	2





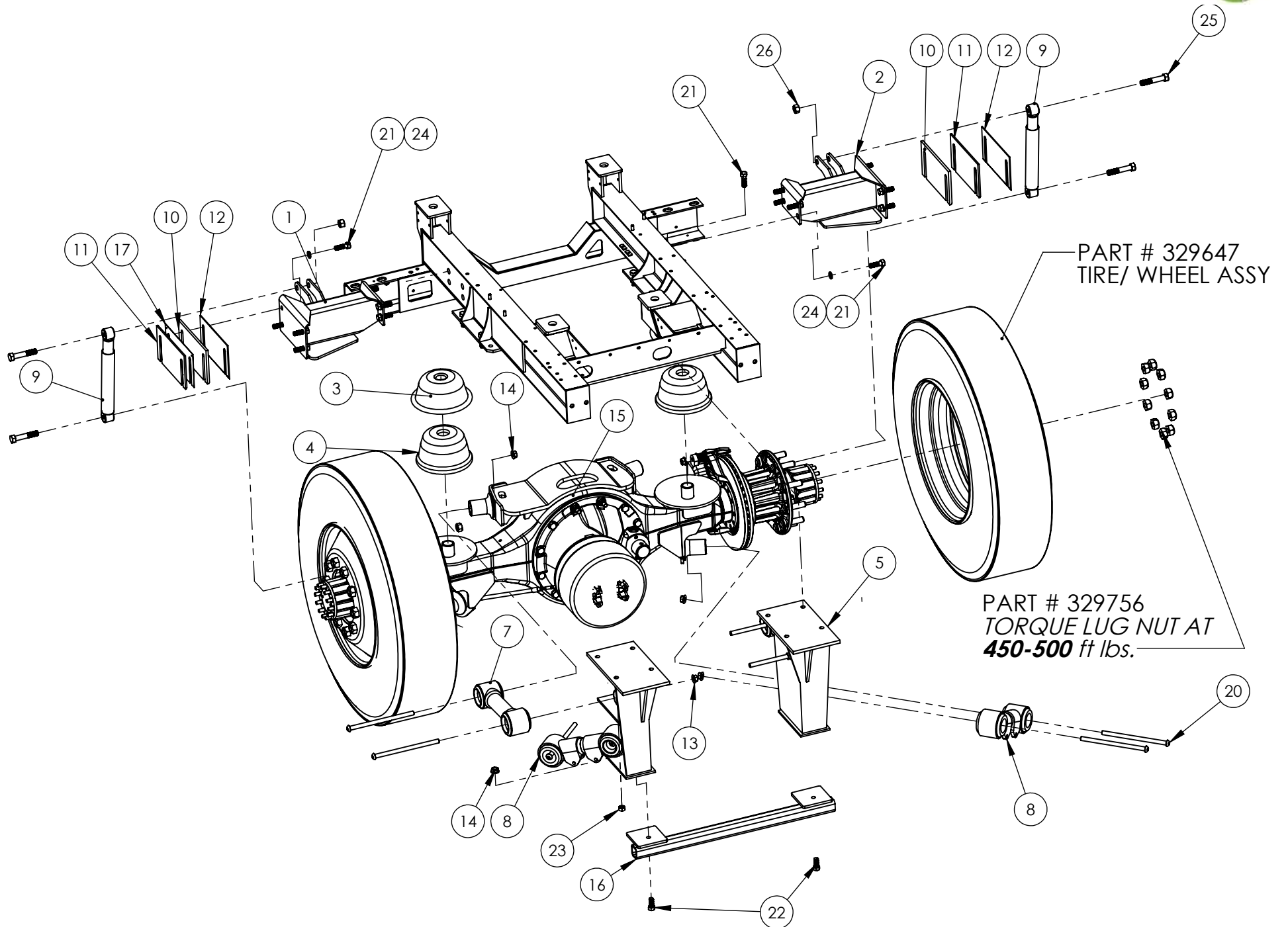
# FRONT AXLE INSTALLATION



ITEM NO.	PART NUMBER	DESCRIPTION	QTY
<b>REF</b>	<b>329776</b>	<b>FRONT AXLE INSTALLATION</b>	<b>REV B</b>
3	035136	GREASE ZERK STRAIGHT 1/4 -28 N.F. TAPER	8
4	322645	SLEEVE, BEARING-SINTERED BRNZ	4
5	208597	BOLT,HEX HEAD, M16x2.0x45mm lg.	2
6	030558	WASHER,FLAT,Ø 5/8", USS Gr.8	8
7	031146	WASHER,SPRING LOCK,Ø 5/8"	2
12	323847	SHIM	4
16	032936	COTTER PIN Ø1/8" X 1-1/2" LG	2
17	329752	BAR-SHACKLE	4
18	E302499	SLEEVE, TUBE-BRG.	4
19	203679	BOLT,HEX,HEAD,5/8-11-UNC x 5 1/2"LG	2
20	206233	BOLT,HEX,HEAD,5/8-11-UNC x 3"LG	2
21	E301324	SPRING FRONT	2
22	327103	LINK, STEERING 29.0" LG	1
24	E301742	PAD & BUMPER ASSY	2
25	302727	BALL JOINT RH THRD	1
26	302728	BALL JOINT LH THRD	1
27	303051	NUT,HEX, 5/8-11-UNC,CONELock,PLATED	4
28	303071	NUT HEX 7/8-14CSTL	1
30	305579	SHOCK ABSORBER	2
31	309892	U-BOLT ASSY	4
33	310199	GUIDE PIN	2
34	303981	BOLT,HEX,HEAD,7/16-14-UNC x 1 3/4"LG	1
35	310775	NUT,HEX HEAD,NYLON LOCK,M10x1.5	1
36	325260	PITMAN ARM	1
37	325259	GEAR BOX ASSY, POWER STEERING	1
38	329566	FRONT STEER AXLE-MERITOR	1
39	312062	BOLT,HEX HEAD, M12x1.75x40mm lg.	6
46	E315576	STEERING SHAFT	1
47	329816	FRONT SUSPENSION PLATE	2
48	329753	BOLT-SPRING HANGER (FRONT)	2
49	329813	SHOCK HANGER (LH), WLDMT	1
50	329814	SHOCK HANGER (RH), WLDMT	1
51	317627	BOLT,HEX HEAD, M10x1.5x50mm lg.	1
52	309660	NUT,HEX, 7/16-20-UNF,CONELock	1
54	312685	WASHER,SPRING LOCK,M12	6
56	311745	CAPLUG - GREASE FITTING	6
60	E327678	BRACKET WELDMENT, SENSOR GUARD	2
61	327755	MACH.HEX NUT STL.BLK 5/8-18UNF	4
62	329806	BOLT-SPRING HANGER (REAR)	4
63	035116	NUT,CONELock,PLATED,3/4-16 GR8	6
65	320739	WASHER FLAT- 3/4 HARDEN	8
66	320738	NUT, DEEP, U-BOLT 3/1-16 HRDN	8
67	312835	NUT,HEX,JAM,1 1/8-12-UNF	1
68	039734	NUT,HEX,JAM,1 1/8-12-UNF	1
69	331340	PLATE-GUARD, BRAKE DISC FRONT	2
70	318833	BOLT,HEX,HEAD,Ø #10-24-UNC x 3/4"LG	4
71	036860	NUT, KEPS #10-24 (ZP)	4

This page intentionally left blank

# REAR AXLE INSTALLATION



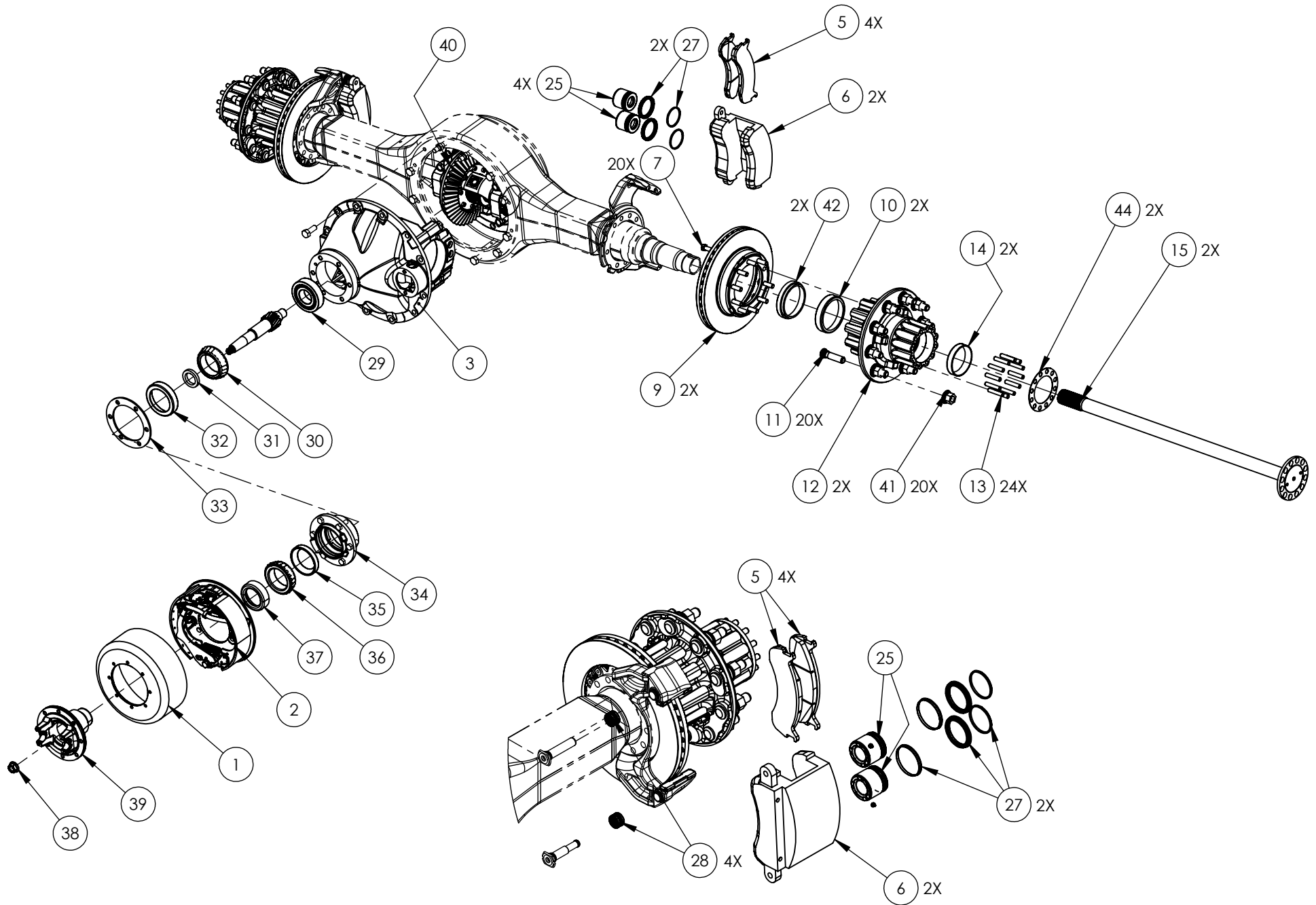


ITEM NO.	PART NUMBER	DESCRIPTION	QTY
<b>REF</b>	<b>329734</b>	<b>REAR AXLE INSTALLATION</b>	<b>REV 1</b>
1	321000	UPPER SPRING PLATE LH	1
2	321010	UPPER SPRING PLATE RH	1
3	321009	SPRING RESTRICTION CAN, #10	2
4	321008	RUBBER SPRING, #10	2
5	380831	HANGER ASSY, RH	1
6	380832	HANGER ASSY LH	1
7	380841	TORQUE ROD-FIXED	2
8	380842	TORQUE ROD- ADJUSTABLE	2
9	380847	SHOCK ABSORBER ASS'Y	2
10	E322050	SHIM PLATE - SUSPENSION, 3/8, SS	2
11	322051	SHIM PLATE - SUSPENSION, 1/4, SS	2
12	E322052	SHIM PLATE - SUSPENSION, 1/8, SS	2
13	380849	STOVER L/NUT-5/8-11, GR C	2
14	380849		8
15	356409	REAR AXLE ASSY-DISC BRAKES-NY	1
16	382333	CROSSMEMBER ASSY WELDMENT	1
17	315944	SHIM PLATE-SUSPENSION	1
18	461755	CLAMP LOOP DG 10	1
19	323535	CABLE ASSY, AXLE LIMIT	2
20	380848	HEX CAP BOLT-5/8-11X5, GR8	8
21	305399	BOLT,HEX,HEAD,5/8-11-UNC x 2"LG	24
22	031457	BOLT,HEX,HEAD,5/8-11-UNC x 1 1/2"LG	2
23	303051	NUT,HEX, 5/8-11-UNC, CONELOCK, PLATED	8
24	031146	WASHER, SPRING LOCK, Ø 5/8"	16
25	380850	HEX CAP BOLT-3/4-10X4, GR8	4
26	380851	STOVER L/NUT-3/4-10, GRC	4



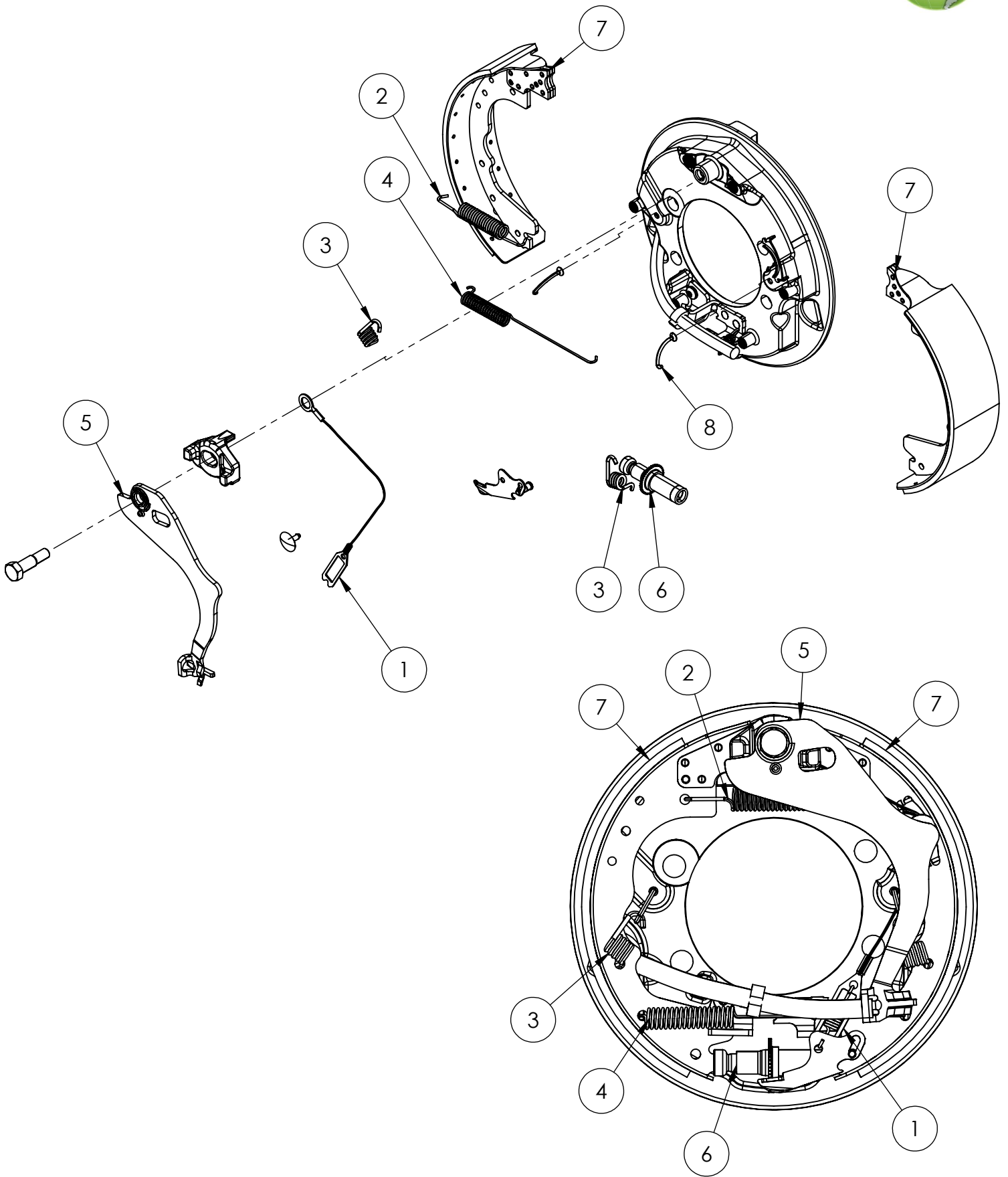
**NOTES**

**NOTES**

ITEM NO.	PART NUMBER	DESCRIPTION	QTY
<b>REF</b>	<b>329517</b>	<b>REAR AXLE ASSY</b>	<b>REV C</b>
1	330801	BRAKE DRUM	1
3	330667	DIFFERENTIAL GEAR HOUSING	1
5	331787	BRAKE PADS, DISC	4
6	330677	CALIPER	2
7	382834	ROTOR BOLT	20
8	330799	ROTOR BOLT WASHER	10
9	330672	ROTOR	2
10	382832	HUB BEARING INNER	2
11	330671	WHEEL STUD	20
12	330670	HUB	2
13	382830	DRIVE STUD	24
14	382833	HUB BEARING OUTER	2
15	330668	AXLE	2
24	330905	KEY RETAINING	1
25	330906	PISTON- DISC BRAKE CALIPER	4
26	356817	TUBE-SEAL INSERT	1
27	356818	KIT- SEAL DUST BOOT & PISTON	2
28	356819	CALIPRE BUSHING	4
29	356820	PINION PILOT BEARING	1
30	356821	PINION BEARING CONE-INNER	1
31	356822	PINION BRG SPACER (SVC KIT)	1
32	356823	PINION BEARING CUP-INNER	1
33	356824	PINION BEARING CAGE SHIM	1
34	356825	PINION BEARING CAGE & CUP ASSY	1
35	356826	PINION BEARING CUP-OUTER	1
36	356827	PINION BEARING CONE-OUTER	1
37	356828	OIL SEAL-PINION	1
38	356829	PINION NUT	1
39	356830	PINION YOKE	1
40	331819	GEAR, HEAD ASSY	1
41	329756	LUGNUT, M22	20
42	382852	OIL SEAL INNER HUB	2
43	382831	PARKING BRAKE KIT ASSY	1
44	382853	GASKET AXLE SHAFT	2

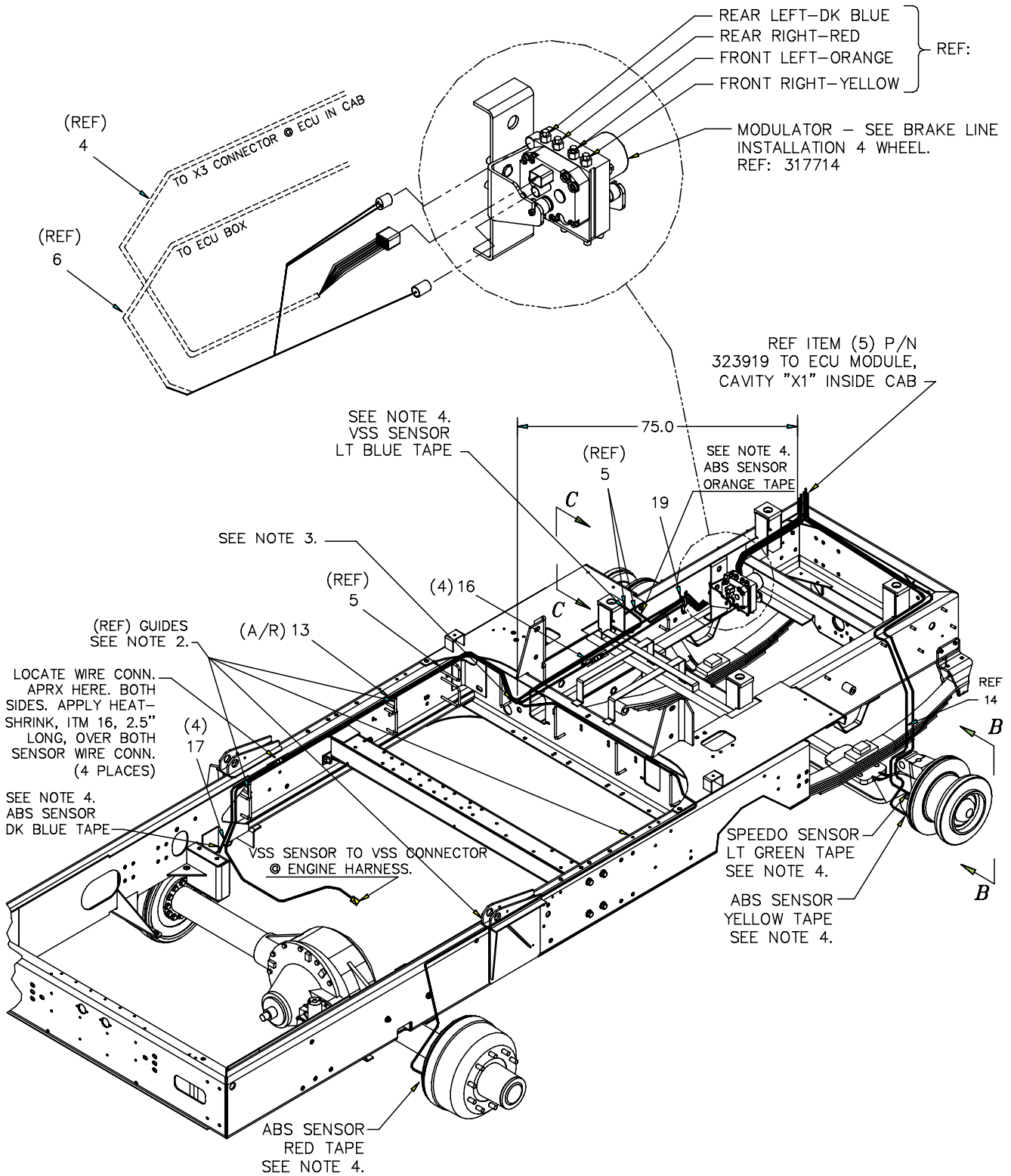


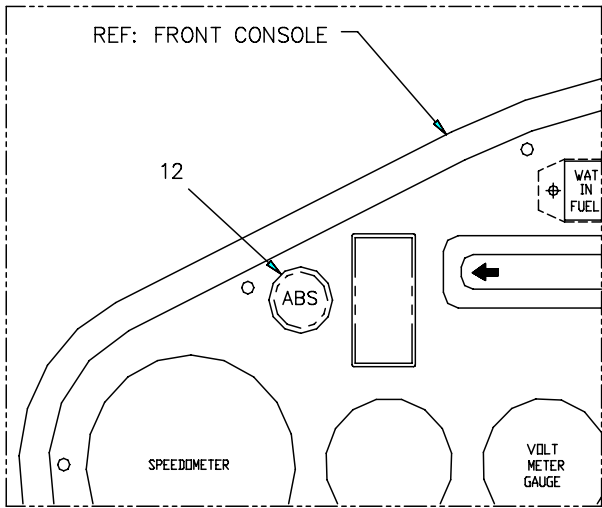


ITEM NO.	PART NUMBER	DESCRIPTION	QTY
<b>REF</b>	<b>382831</b>	<b>PARK BRAKE KIT ASSY</b>	<b>REV B</b>
1	330662	ADJUSTER CABLE	1
2	330658	LOWER RETURN SPRING	1
3	330660	HOLD-DOWN SPRING	2
4	330659	UPPER RETURN SPRING	1
5	330657	Park Brake Lever	1
6	330661	ADJUSTER SCREW ASSEMBLY	1
7	330664	BRAKE SHOE	2
8	331785	HOLD DOWN PIN	2

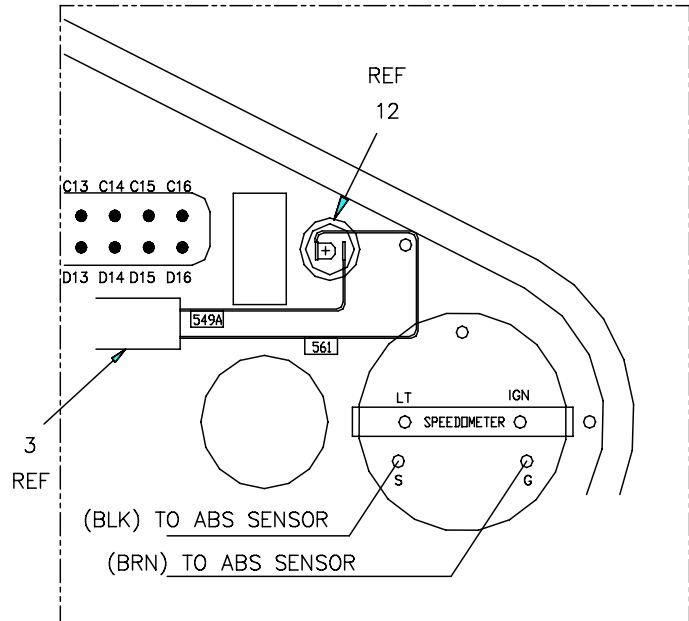
---

This page intentionally left blank

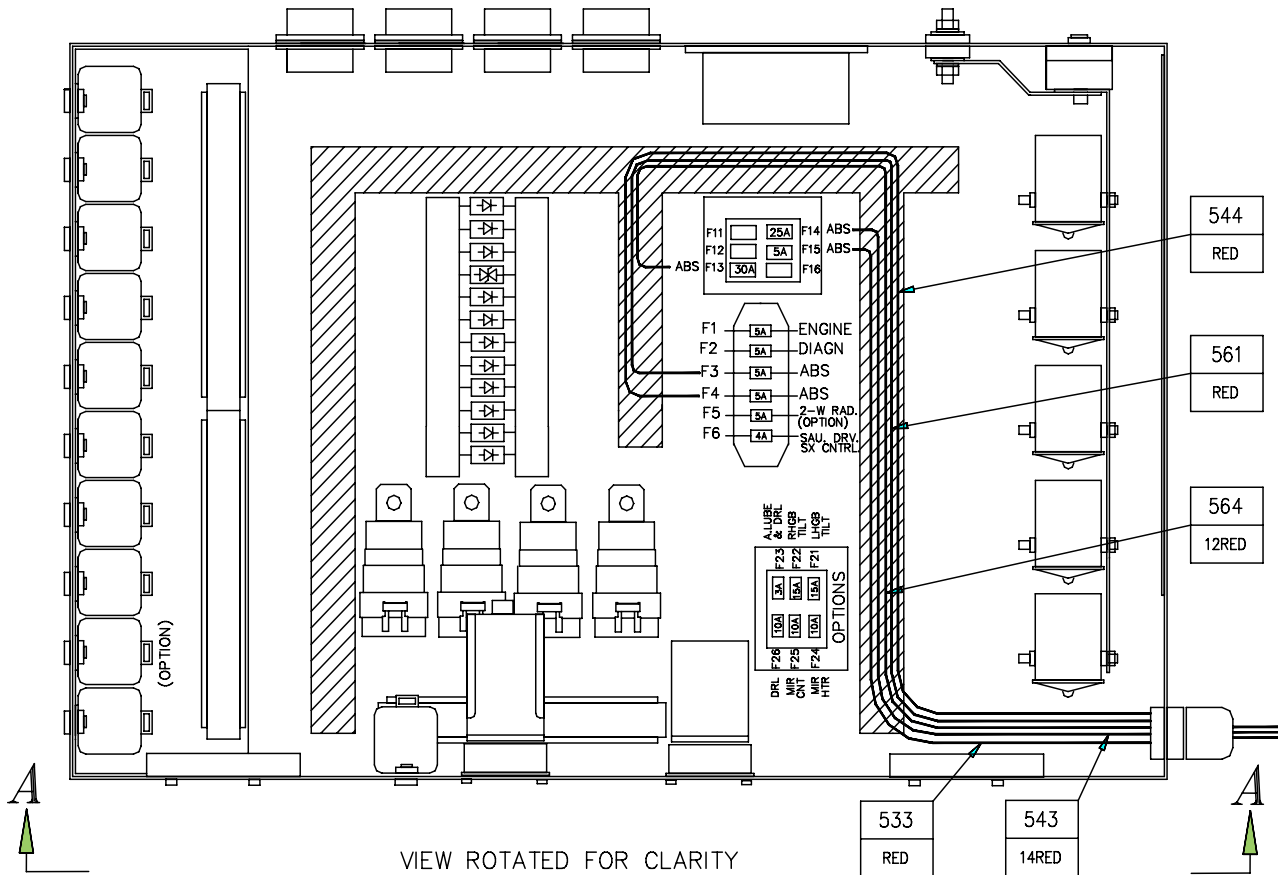


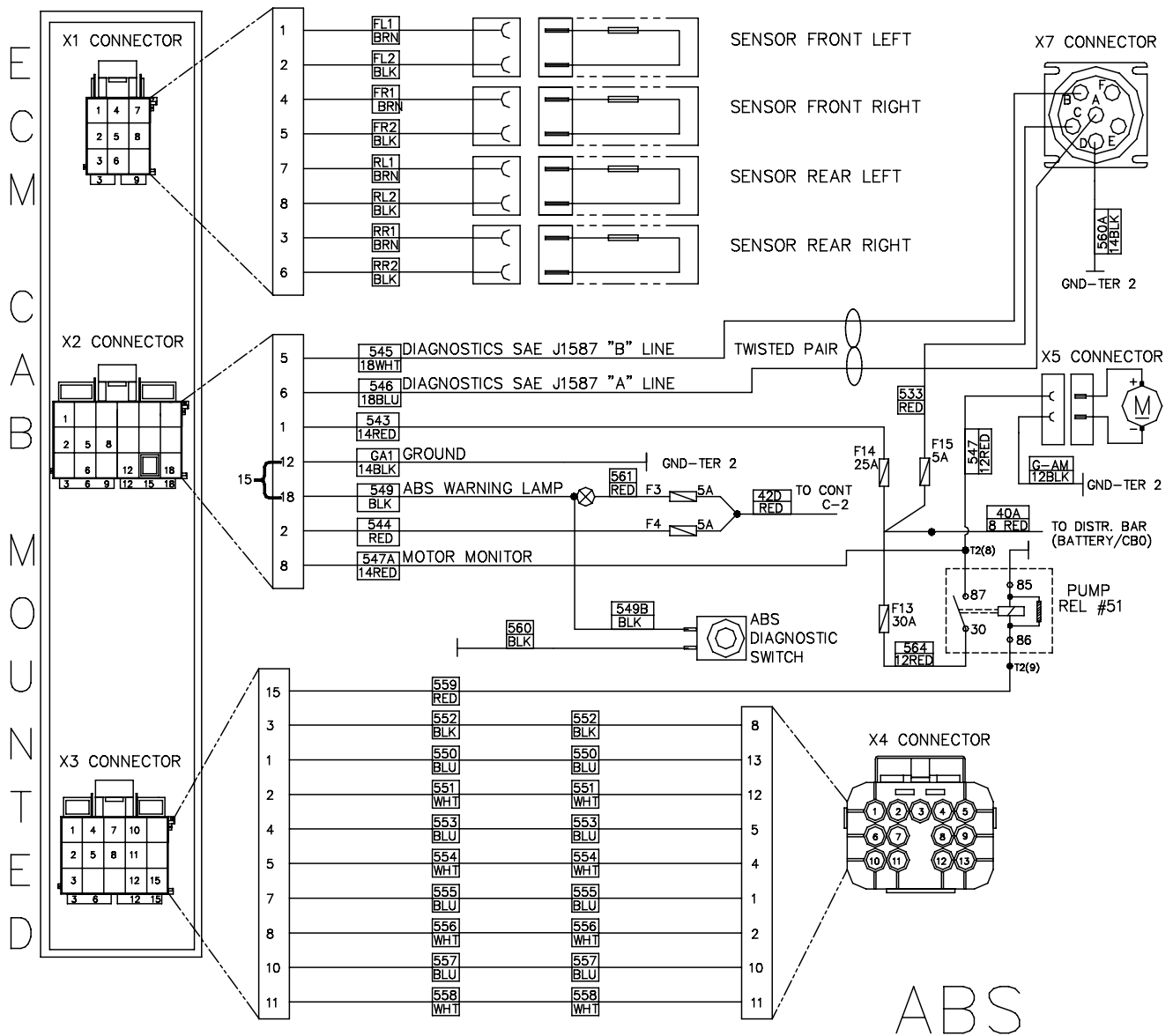
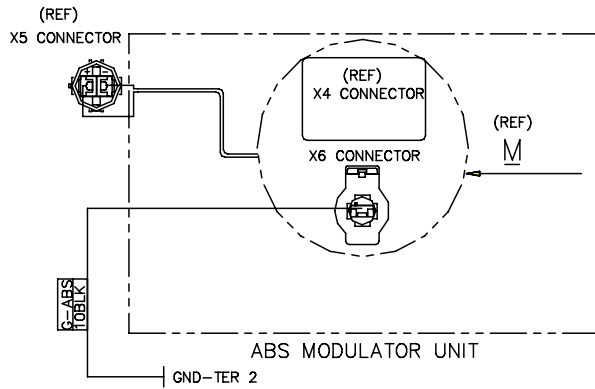


FRONT VIEW **VIEW "E"**



REAR VIEW **VIEW "D"**  
ALSO SEE **SECTION "D" - "D"**

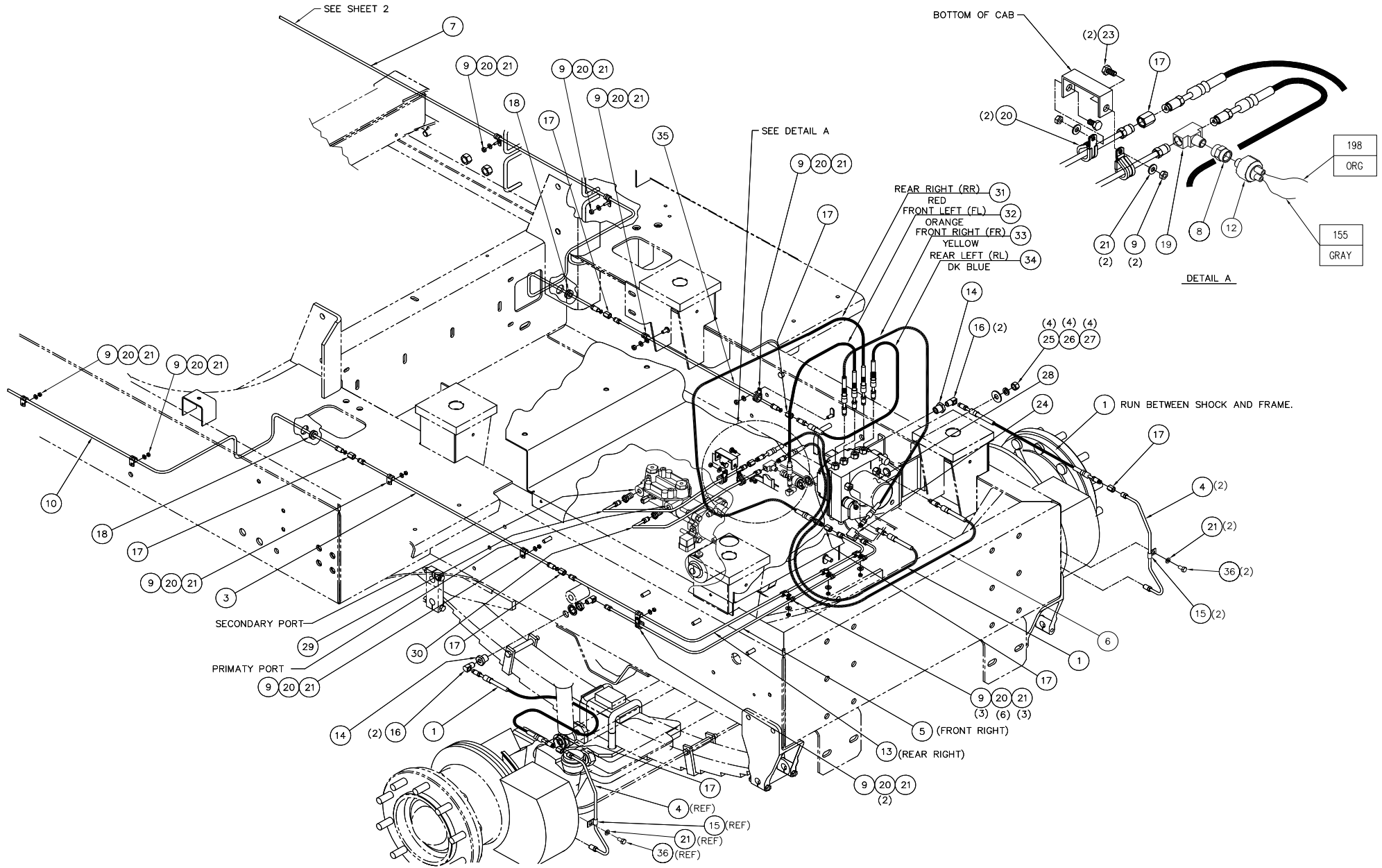


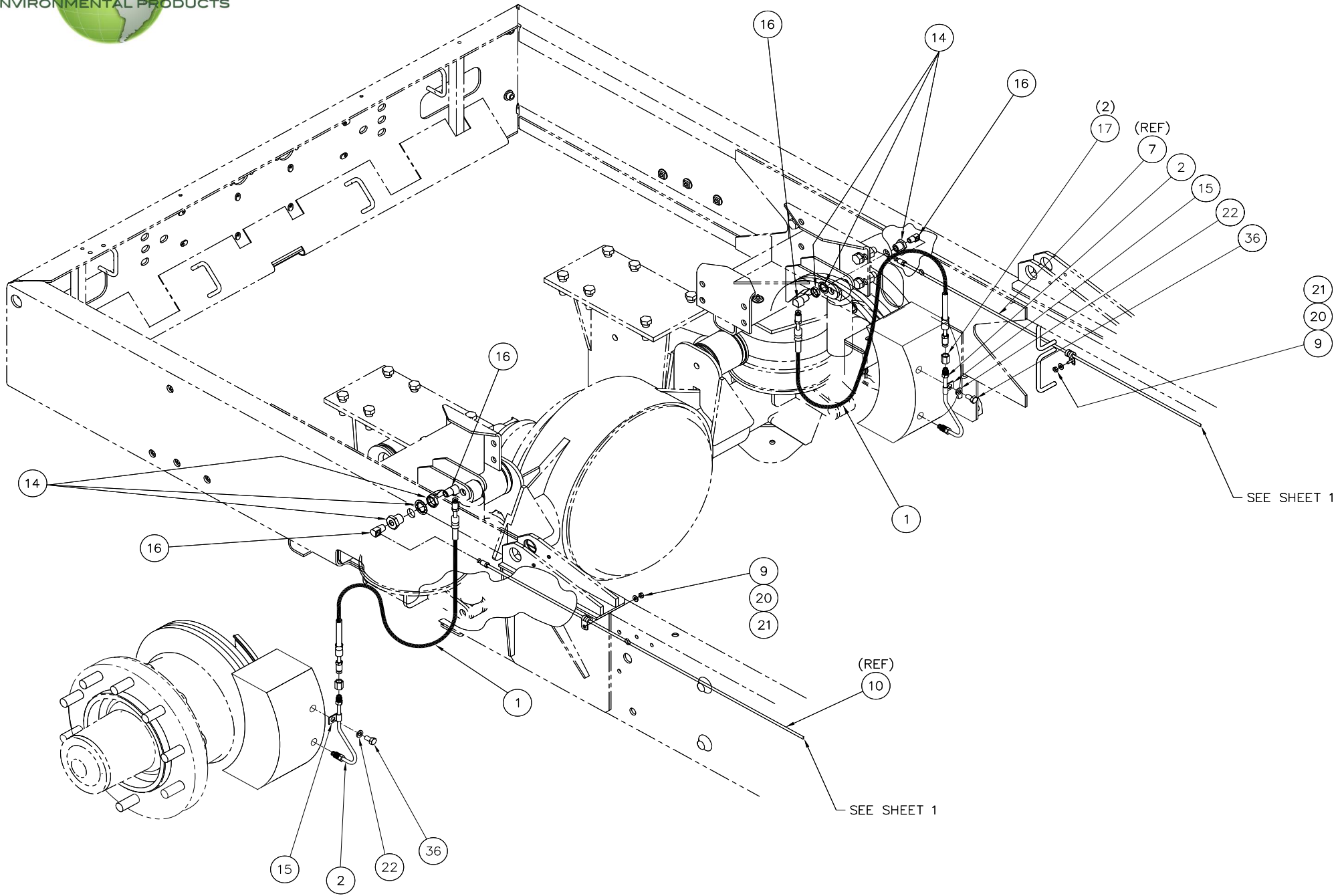


<u>Item Pt No.</u>	<u>Description</u>	<u>Qty</u>
- 354411	<b>ABS BRAKE SYSTEM INSTL. 3E REF</b>	
1	323478 Spring Clip	4
2	354414 Abs Ecu Assy	1
3	354443 Harness "Abs-X2"	1
4	324762 Harness "Abs-X3"	1
5	355035 Harness, Abs-X1	1
6	324326 Harness "Abs-X5/X6"	1
7	099335 Scr-Pan Hd,Slit,Pltd,10-24X1/2	3
8	036645 Washer Flat Sae Plated #10	5
9	036860 Nut-Keps, Plated, 10-24	2
11	324759 Switch, Abs Diag.	1
12	324234 Light Abs Rework	-
13	352877 Cable Tie-Mounting (Nylon)	-
14	324433 Wire Assy Speedo To Abs Rwk	-
16	896913 Heat Shrink .5 Dia (.083)	4
17	323476 Sensor, Straight 1.7 Meter	4
18	324777 Nut, 15/32-32	1
19	603115 Clamp Loop Dg 6	1
20	893704 Plastic Trim .08330	9.5
21	896450 Split Flex Tube .5 (Bft)	75
22	325062 Wire Assy Abs Sw Ext	1
23	035604 Washer Lock Split #10 Plated	3
24	324916 Wire Marker-Red	-
25	324920 Wire Marker-Dark Blue	-
26	324917 Wire Marker-Yellow	-
27	324918 Wire Marker-Orange	-
28	324919 Wire Marker-Light Blue	-
29	324921 Wire Marker-Light Green	-
30	324875 Wire Marker Booklet	-

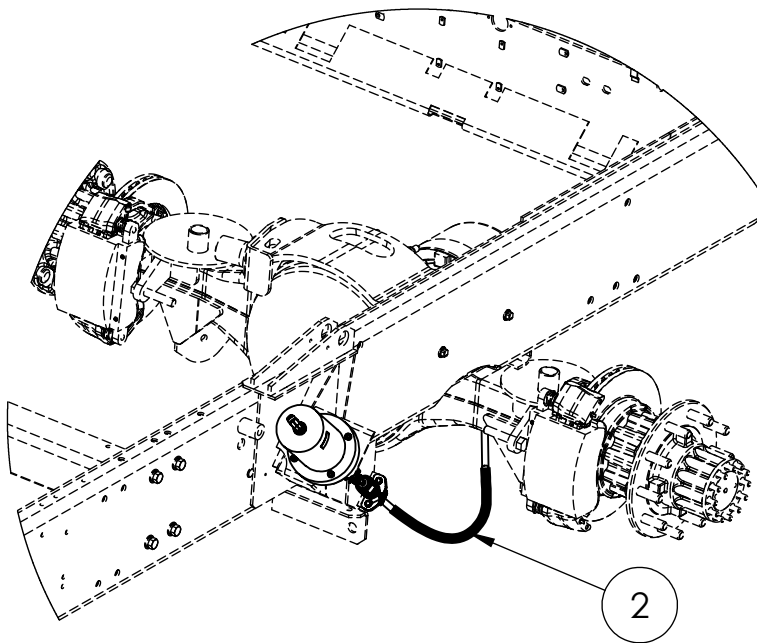
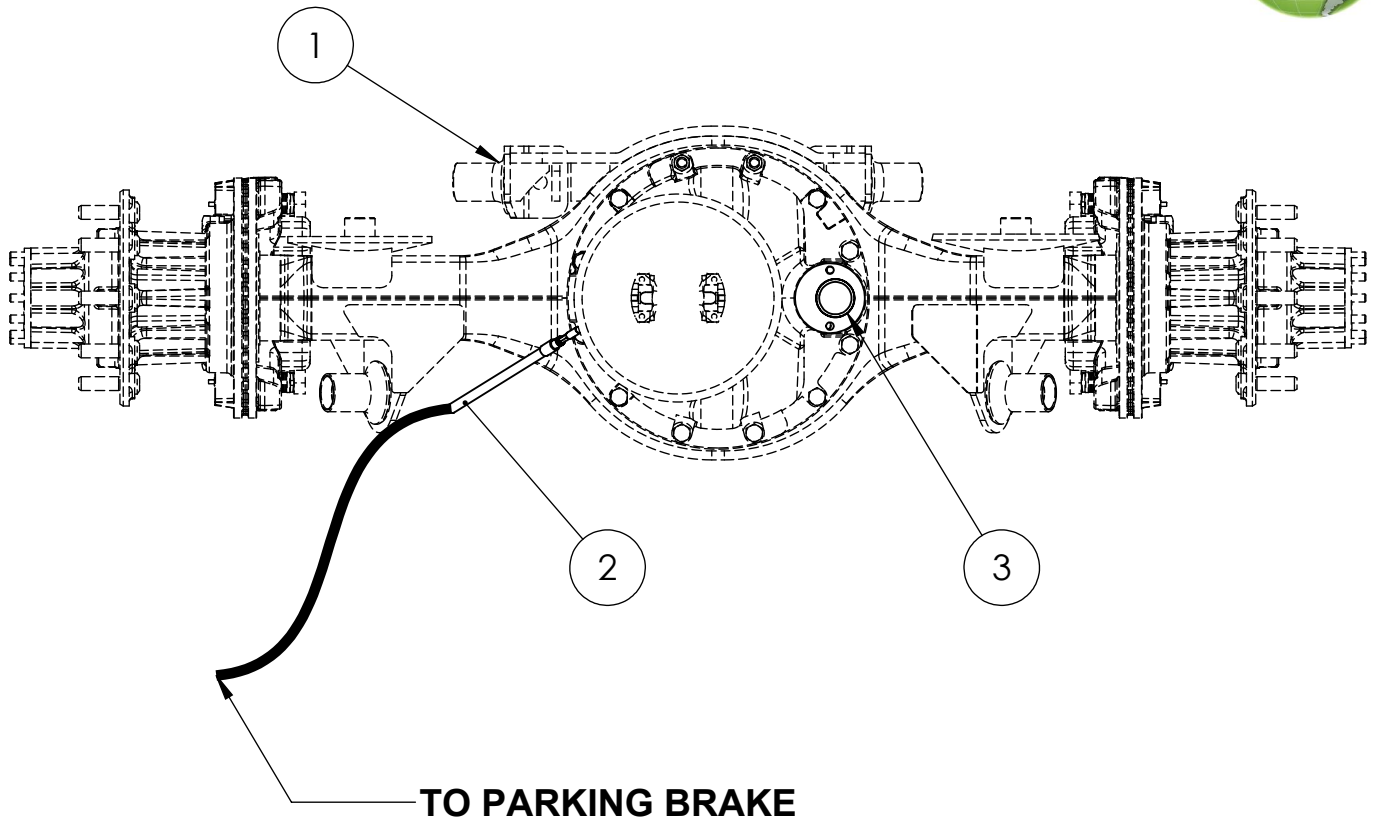
This page intentionally left blank



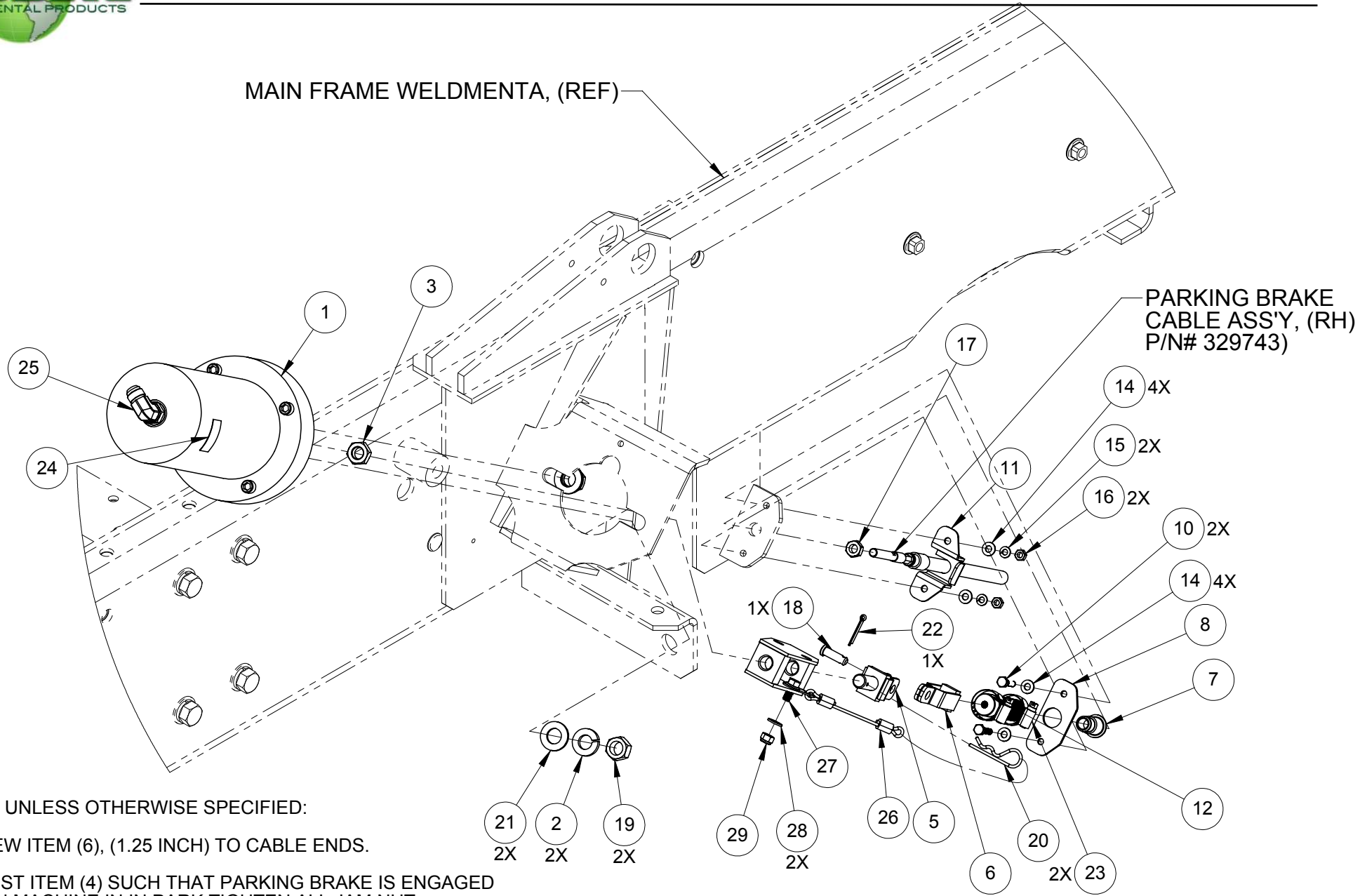




BOM ID	PART #	DESCRIPTION	QTY
1	203887	HOSE ASS-HYD BRAKE	5
2	329744	BRAKE LINE ASSEMBLY, FRONT	2
3	324201	BRAKE LINE ASSY	1
4	329758	BRAKE LINE ASSY, FRONT	2
5	324193	BRAKE LINE ASSY FRONT RH, REWORK	1
6	329502	HOSE-HYD BRAKE	1
7	322614	BRAKE LINE ASSY-FRAME RAIL	1
8	10812-2	1/8" PIPE CONNECTOR	1
9	900105	NUT-KEPS, PLATED, 1/4-20	16
10	324192	BRAKE LINE ASSY FRAME RAIL RH	1
11	329502	HOSE-HYD BRAKE	1
12	030573	SWITCH HYD	1
13	324194	BRAKE LINE ASSY REAR RH, REWORK	1
14	203479	BULHEAD FTG-1/4" F NPT	4
15	324447	CLIP, 1/4" OD BRAKE LINE	4
16	605220	ELBOW-MP INV FL 90-4	8
17	312372	UNION-INVERTED 1/4" TUBE	10
18	216037	GROMMET AN931-C12-17	2
19	325320	TEE, MALE BRANCH 4 X 2	1
20	603115	CLAMP LOOP DG 6	18
21	035605	WASHER FLAT USS PLATED 1/4"	18
22	030373	WASHER-LOC, SPLT PLTD 5/16" ID GR8	4
23	026205	SCR-HX HD PLT 1/4-20 X 5/8" LG.	2
24	324104	UNION ELEBOW 1/4" INVERTED FLAIR	2
25	030592	WASHER-LOC, SPLT PLTD 1/2" GR8	4
26	030595	WASHER FLAT USS PLTD, 1/2" GR8	4
27	030596	NUT-PLATED, 1/2"-13	4
28	329494	ABS, HYD BRAKE MODULATOR	1
29	354412	BRAKE LINE ASSY MASTER CYL NYC	1
30	354413	BRAKE LINE ASSY MASTER CYL NYC	1
31	329503	HOSE HYD, FRONT RIGHT REWORK	1
32	324871	HOSE HYD, FRONT LEFT REWORK	1
33	329504	HOSE HYD, REAR RIGHT REWORK	1
34	324873	HOSE HTD, REAR LEFT REWORK	1
35	324886	BRAKE LINE REAR LH, REWORK	1
36	034800	SCR-HX HD,PLT,5/16-18X5/8 GR8	4



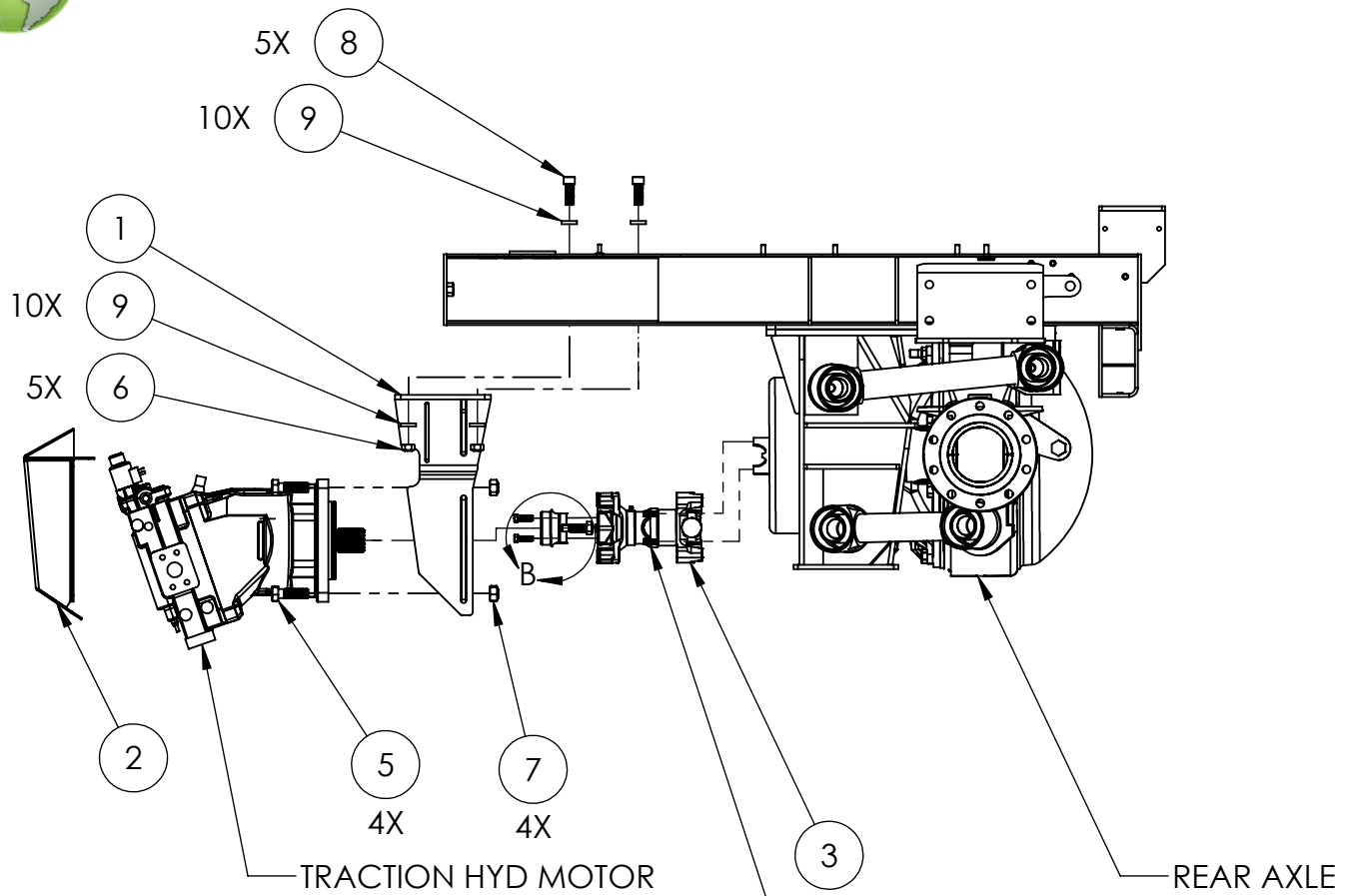
ITEM NO.	PART NUMBER	DESCRIPTION	QTY.
1	329732	REAR AXLE REWORK-DISC BRAKES	1
2	329743	PARKING BRAKE CABLE	1
3	356414	DIFFERENTIAL LOCK, WELDMENT	1
4	890611	GEAR OIL SAE 80W/90	REF



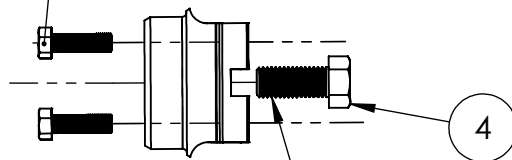
**NOTES, UNLESS OTHERWISE SPECIFIED:**

- 1) SCREW ITEM (6), (1.25 INCH) TO CABLE ENDS.
- 2) ADJUST ITEM (4) SUCH THAT PARKING BRAKE IS ENGAGED WHEN MACHINE IN IN PARK TIGHTEN ALL JAM NUT.
- 3) TORQUE ITEM (19) 115-120 FT-LBS.
- 4) TOWING PRIOR TO TOWING THE VEHICLE, DETACH ITEM (20) FROM ITEM (5) AND TURN ITEM (4) UNTIL BRAKE IS RELEASED.

ITEM NO.	PART NUMBER	DESCRIPTION	QTY
<b>REF</b>	<b>329738</b>	<b>PARKING BRAKE INSTALLTION</b>	<b>REV C</b>
1	313129	ACTUATOR, BRAKE INSTALLATION	1
2	031146	WASHER LOCK, PLTD 5/8" ID	2
3	032945	NUT- JAM PLATED 5/8-18 UNF	1
4	314794	TURN BUCKLE WLDMT	1
5	329784	WELDMENT-CLEVIS, L.H. THREADED	1
6	329788	WLDMT-CLEVIS	1
7	380214	SLEEVE	1
8	329786	RECTANGLE, HOLDER CABLE	1
9		REMOVED	
10	031343	SCR- HX HD CP 1/4-20 X 1-1/4" LG.	2
11	329783	BRACE SUPPORT, CABLE	1
12	332780	BELLOWS	1
13		REMOVED	
14	609606	WASHER FLAT SAE PLATED 1/4 ID	4
15	030643	WASHER- LOC SPLIT PLTD 1/4 GR8	2
16	030703	NUT HEX 1/4-20 UNC	2
17	420-15	NUT, M10 X 1.5 PLTD	1
18	033752	PIN CLEVIS	1
19	102652	NUT 5/8-18	2
20	314469	HAIRPIN, 5/8" DIA SHAFT	1
21	035561	WASHER FLAT SAE PLTD 5/8 GR8	2
22	031495	PIN COTTER PLATED, 1/8" X 1" LG.	1
23	310191	CLAMP - ADJ	2
24	306905	DECAL-WARNING SPRING LOADED	1
25	620513	ELBOW, MB-MJ90-8	1
26	331095	PARK BRAKE CABLE TETHER	1
27	030483	BOLT,HEX,HEAD,5/16-18-UNC x 3/4"LG	1
28	651420	WASHER,FLAT,Ø 5/16", SAE NARROW, 11/16" O.D.	2
29	023559	NUT,HEX,NYLON LOCK,5/16-18-UNC	1



TORQUE TO 37 - 49 FT-LBS  
(BOLTS PROVIDED WITH  
DRIVESHAFT)

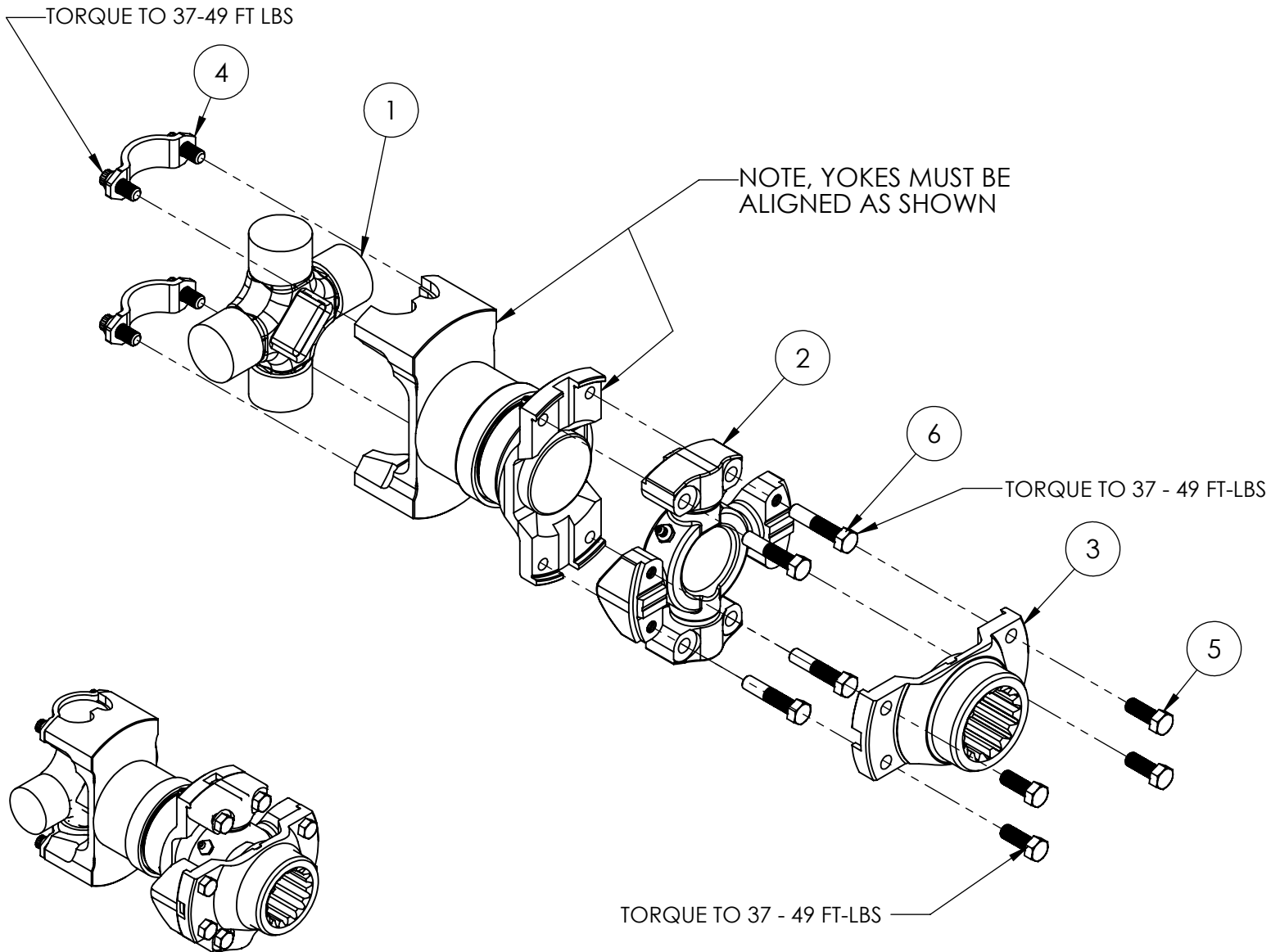


DETAIL B  
SCALE 1 : 4

NOTE: APPLY  
LOCTITE TO THREADS  
BEFORE INSTALLING

ITEM NO.	PART NUMBER	DESCRIPTION	QTY.
1	330359	WELDMENT, TRACTION MOTOR MOUNT	1
2	330370	WELDMENT, COVER PLATE, EXTENDED	1 REF.
3	330137	DRIVESHAFT, SHORT, SLIP YOKE	1
4	031457	BOLT, HEX, HEAD, 5/8-11-UNC x 1 1/2" LG	1
5	304992	BOLT, HEX, HEAD, 3/4-10-UNC x 2-1/2" LG	4
6	030470	NUT, HEX, 5/8-18-UNC, CONELOCK, PLATED	5
7	205063	NUT, HEX, 3/4-10-UNC, CONELOCK, PLATED	4
8	317202	SCREW, SOCKET HEAD CAP, 5/8-18 UNF X 1 3/4" LG.	5
9	352947	WASHER, RECTANGLE	10





## PSS PART NO. 136875

ITEM NO.	PART NUMBER	DESCRIPTION	QTY	PROPSHAFT SUPPLY PART #
<b>REF</b>	<b>330137</b>	<b>DRIVE SHAFT, SHORT, SLIP YOKE</b>	<b>REV B</b>	
1	382887	U-JOINT, AXLE SIDE	1 REF.	132786
2	382888	U-JOINT, MOTOR SIDE	1 REF.	122470
3	382890	END YOKE	1 REF.	137375
4	382891	STRAP KIT	1 REF.	132788
5	207080	BOLT,HEX,HEAD,3/8-24-UNF x 1 1/4"LG	4	
6	202438	BOLT,HEX,HEAD,3/8-24-UNF x 1 1/4"LG	4	



This page intentionally left blank



CHAPTER **2**

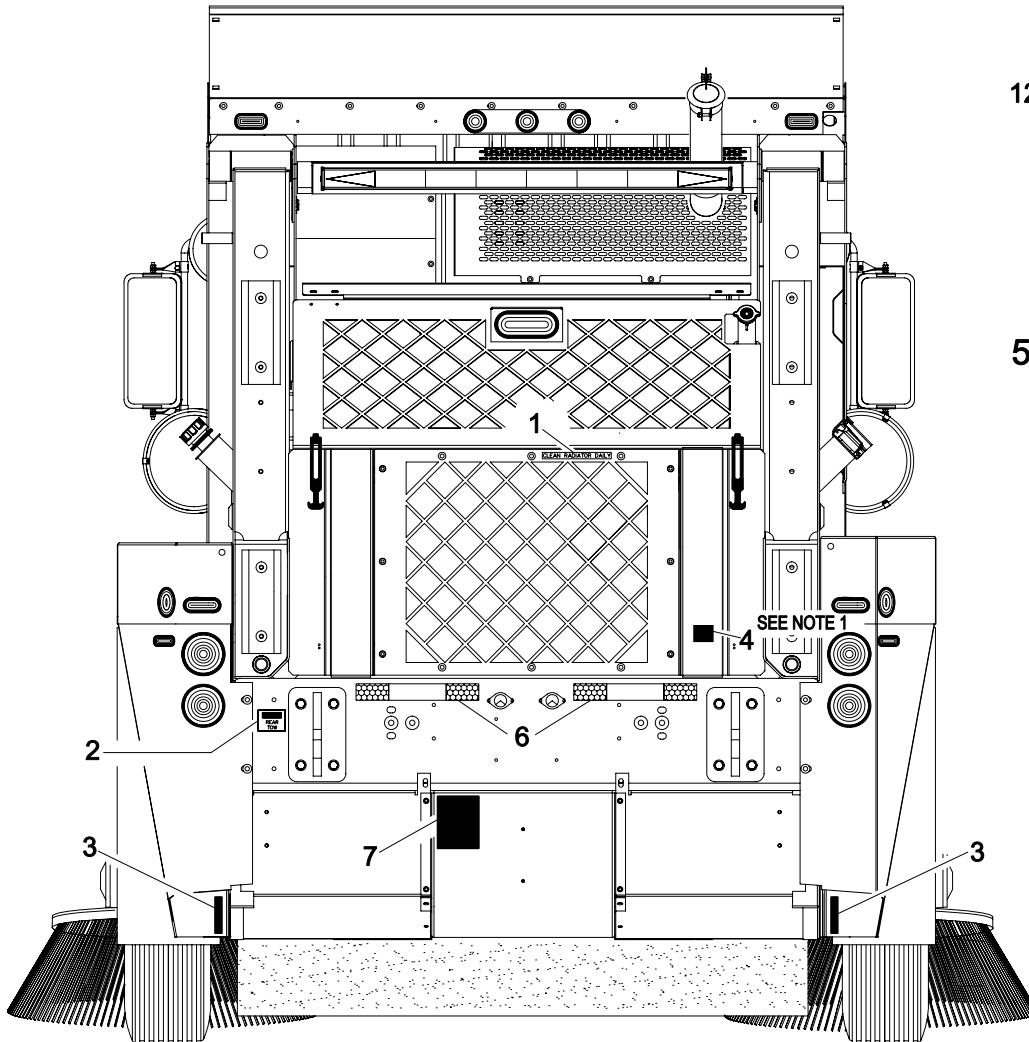
---

# Body, Hopper & Frame

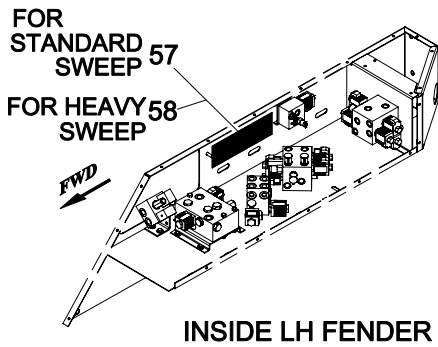
## Table of Contents

	<b>Page</b>
Decal Installation	2-2
Front Fender & Bumper	2-15
Center Body Installation	2-17
Rear Grille Assembly	2-20
Grille Installation	2-23
Air Scoop Installation	2-25
Precleaner Air Scoop Installation	2-26
Hopper Ass'y High Dump	2-27
Door Ass'y High Dump	2-30
Tower & Main Frame	2-32

This page intentionally left blank



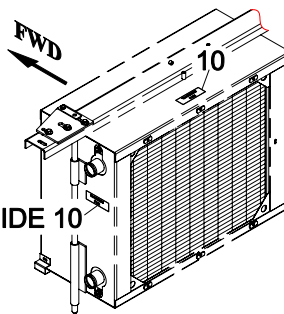
**BOTTOM VIEW OF RIGHT REAR FENDER**



**INSIDE LH FENDER**

1. LOCATED ON THE INSIDE OF THE DOOR.

**REAR VIEW**



**BOTH SIDE 10**

**RADIATOR SHROUD VIEW**



**10 BOTH SIDE**

**VIEW OF THE WALL INSIDE THE REAR DOOR**



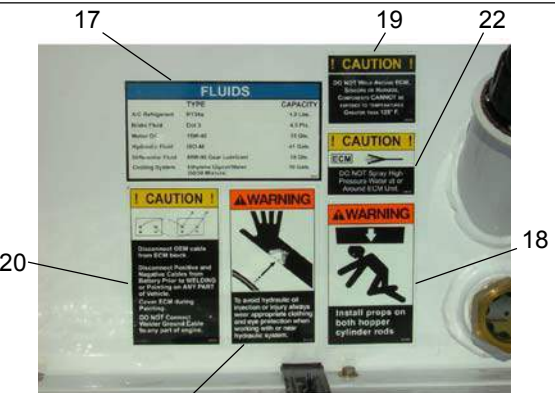
DETAIL A




DETAIL C




DETAIL B



DETAIL D



DETAIL E



DETAIL F

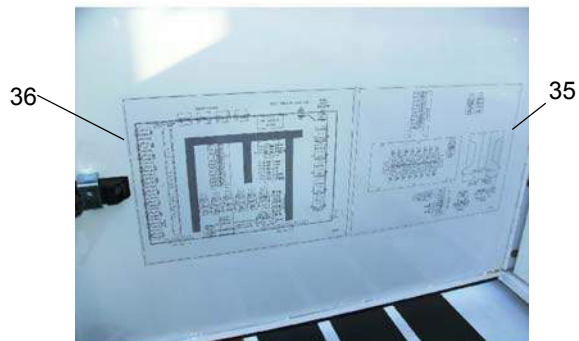
DETAIL G



DETAIL H

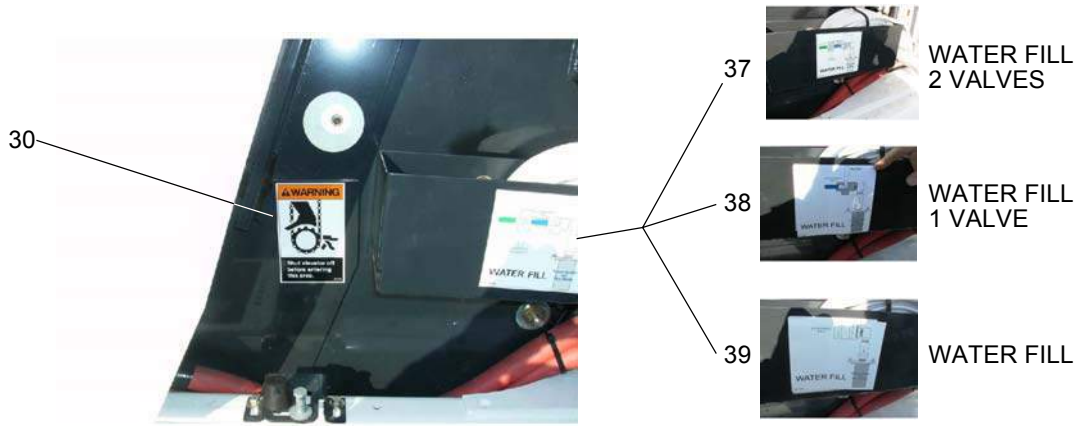


LOCATED NEAR THE ELEVATOR (RH)




LOCATED INSIDE SERVICE DOOR (LEFT SIDE)






SIDE VIEW OF ELEVATOR



VIEW OF ENGINE



M-CAB  
WITHOUT NOSEPIECE




INSIDE WINDOW VIEW (LH)



BOTTOM VIEW OF BUDDY SEAT



INSTRUMENT PANEL VIEW




WATER PUMP VIEW



BEHIND BUDDY SEAT VIEW





FRONT BUMPER VIEW



61-  
BOTH  
SIDE

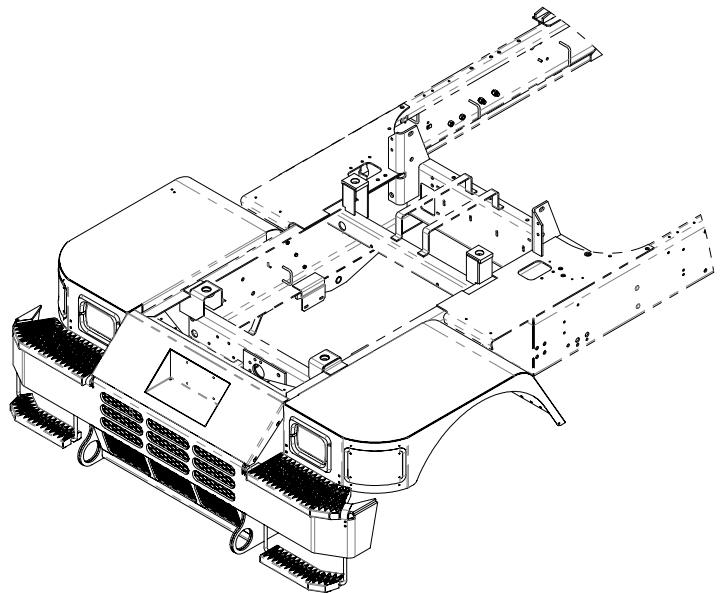
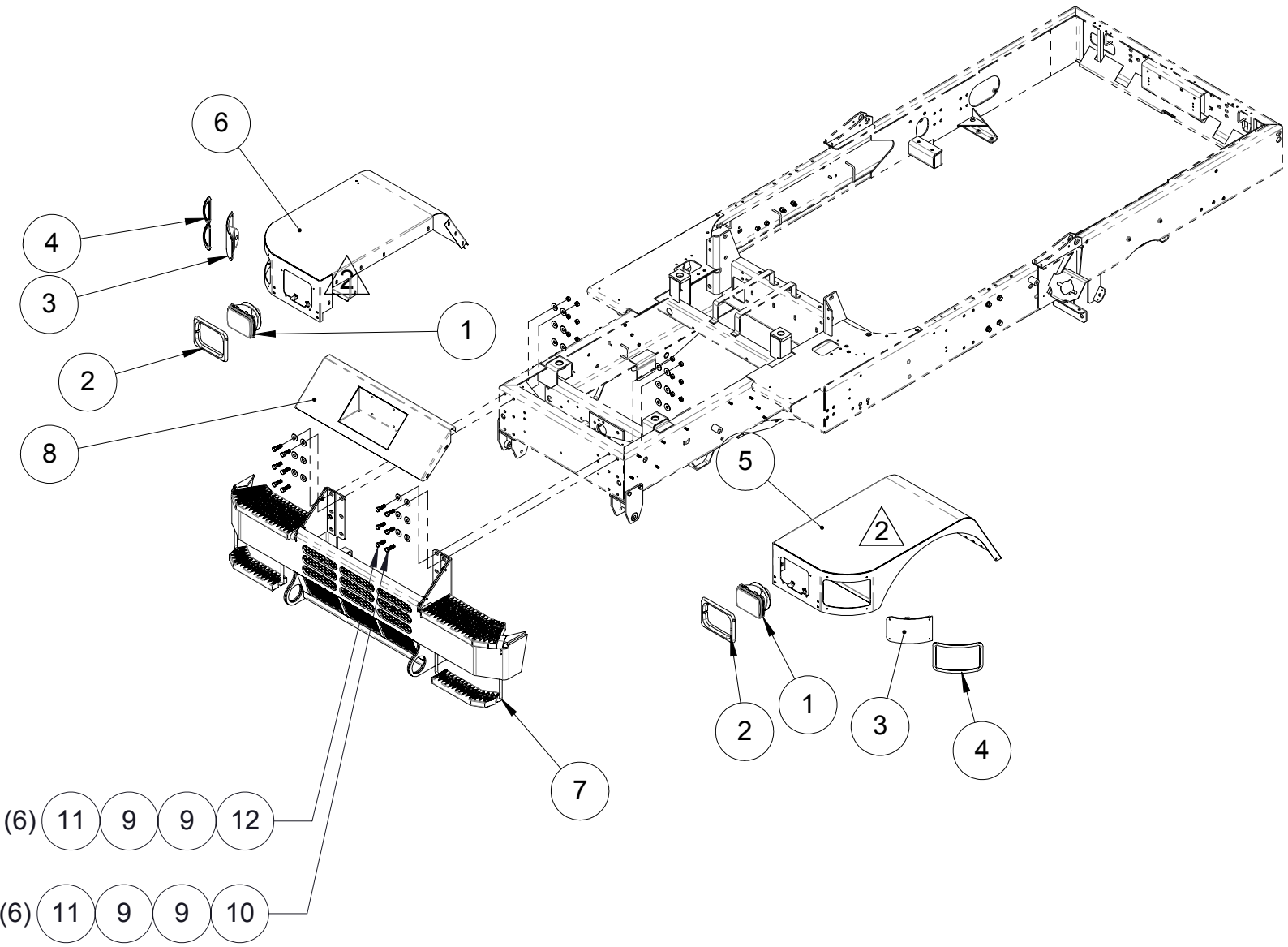
DOOR VIEW

Item Pt No.	Description	Qty	Item Pt No.	Description	Qty
-	<b>A320350 PAINT &amp; DECAL INSTALLATION 6J REF</b>		51	305792 DECAL- SWEEP SPEED	1
1	326431 DECAL - CLEAN RADIATOR DAILY	1	52	325713 DECAL - "LEAF SWEEP GATE"	1
2	351346 DECAL - REAR TOW	1	53	324560 DECAL - "WATER PUMP" CONTACTOR LOC. (C6)	1
3	306998 DECAL, JACK PAD (BLACK)	2	54	324561 DECAL - "WATER PUMP" CONTACTOR LOC. (C8)	1
4	320351 DECAL, DIAGNOSTICS 4C	1	55	354388 DECAL - "WATER PUMP CB 32"	1
5	309608 DECAL, JACKING M4	1	56	325423 DECAL - "WATER PUMP MANUAL PURGE"	1
6	896851 TAPE - CONSPICUITY, RED/WHITE, 2"	2	57	324525 DECAL - "STANDARD SWEEP" MANIFOLD	1
7	351071 DECAL - REMOVE AND CLEAN "Y" STRAINER	1	58	324526 DECAL - "HEAVY SWEEP" MANIFOLD	1
8	305795 DECAL - CAUTION CHECK COOLANT LEVEL	1	59	324909 DECAL - "WATER VALVE" CONTROLS	1
9	320352 DECAL, COOLANT LEVEL FILL 4C	1	60	896688006 TAPE 1" X 6" RED REFLECTIVE	2
10	302822 DECAL - WARNING FAN	5	61	896688008 TAPE 1" X 8" RED REFLECTIVE	3
11	313885 DECAL - ENG. COOLANT NOTIFICATION	1			
12	306997 DECAL - NO JACK (BLACK)	2			
13	306996 DECAL - NO STEP (BLACK)	10			
14	353856 DECAL - BATTERY CONNECTORS	2			
15	351161 DECAL - ENGINE OIL FILL	1			
16	352851 DECAL - ENGINE OIL DIP STICK	1			
17	326527 DECAL - "FLUIDS" TYPES & CAPACITIES (M4)	2			
18	052422 DECAL - "WARNING HOPPER PROP"	2			
19	320372 DECAL - WELD WARNING	1			
20	320347 DECAL - ECM REMOVE GROUND 4C	2			
21	311177 DECAL - WARNING HYDRAULIC OIL	2			
22	320349 DECAL - ECM STEAM CLEANING, 4C	2			
23	321843 DECAL - "WATER DRAIN"	2			
24	247046 DECAL - "LOGO+GLOBAL M4" (N)	3			
25	247036 DECAL - "Global EP Logo"	3			
26	10891 DECAL - "LOGO+Gibal EP LOGO"	2			
27	325619 DECAL - LUG NUTS INSTRUCTION	2			
28	327049 DECAL - "REMOTE HOPPER LUBE"	1			
29	058616 DECAL - "#2 DIESEL FUEL"	2			
30	351659 DECAL - "WARNING" SHUT ELEVATOR OFF	4			
31	353638 DECAL - "CLEAN SHAFTS DAILY"	2			
32	301621 DECAL - "GUTTER BROOM PLATE WARNING"	2			
33	325202 DECAL - "GREASE CAVITY DAILY"	1			
34	058616 DECAL - "#2 DIESEL FUEL"	1			
35	327931 DECAL - "ECU BOX COVER, M4 ISB07"	1			
36	328039 DECAL - "ECU BOX, M4 ISB07"	1			
37	324720 DECAL - "WATER FILL ELEVATOR & FLUSH"	1			
38	324721 DECAL - "WATER FILL ELEVATOR & HOPPER"	1			
39	324722 DECAL - "WATER FILL STD"	1			
40	355525 DECAL - TRANSMISSION OIL FILTER	1			
41	326418 DECAL - "ENGINE FUSES"	1			
42	352853 DECAL - "WINDSHIELD WASHER RESERVOIR"	1			
43	353362 DECAL - "CAUTION" REFRIGERANT (R-134)	1			
44	326428 DECAL - "ENGINE SHUT-OFF INSTRUCTIONS"	1			
45	326502 DECAL - "SWEEP/TRAVEL INSTRUCTIONS (M4)	1			
46	352889 DECAL - "WARNING" BACKUP ALARM	1			
47	302944 DECAL - "SAFETY INSTRUCTIONS"	1			
48	320742 DECAL - "VEHICULE WARM UP PROCEDURE"	1			
49	REF ONLY VIN	1			
50	327552 DECAL - "MOTOR OVERSPEED"	1			

This page intentionally left blank

This page intentionally left blank

# FRONT FENDER & BUMPER INSTALLATION



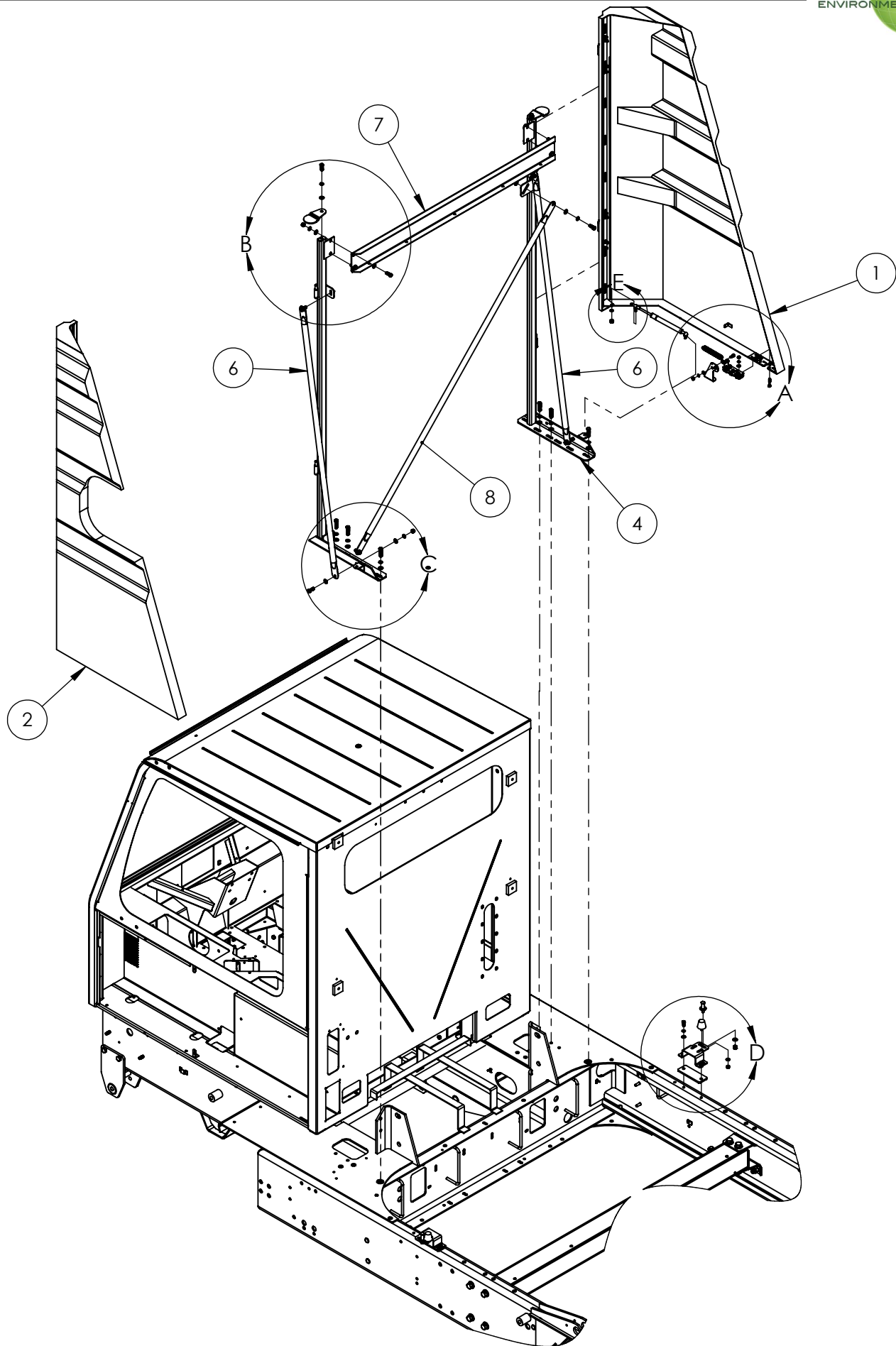


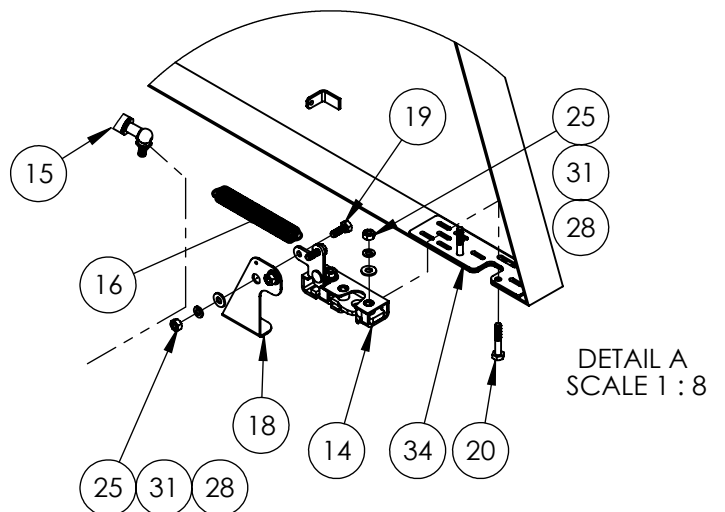
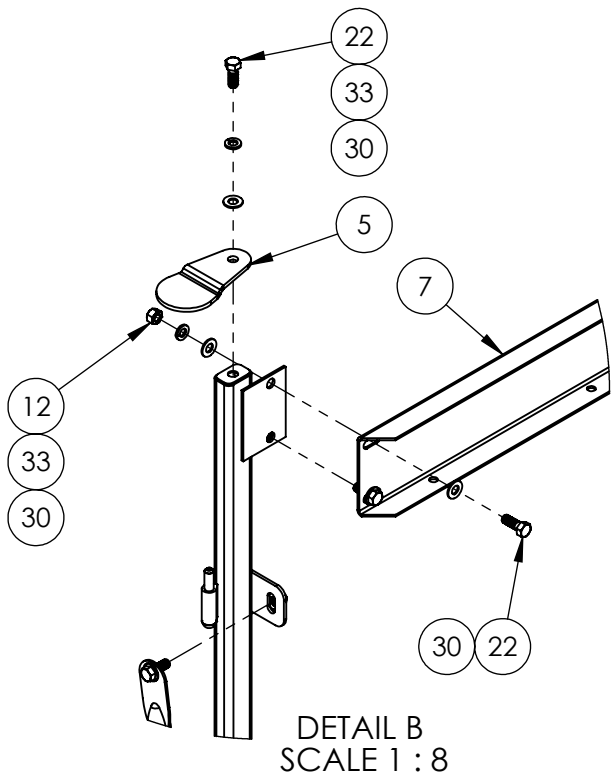
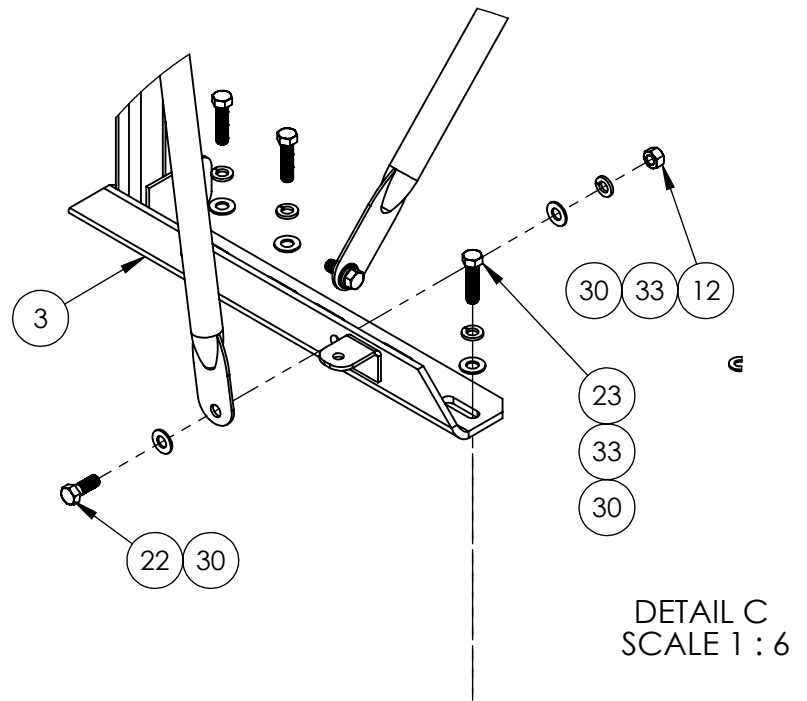
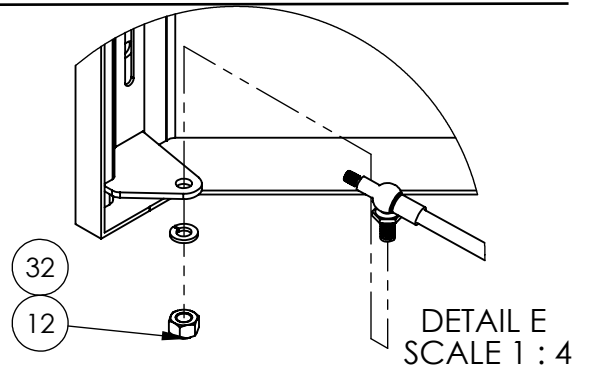
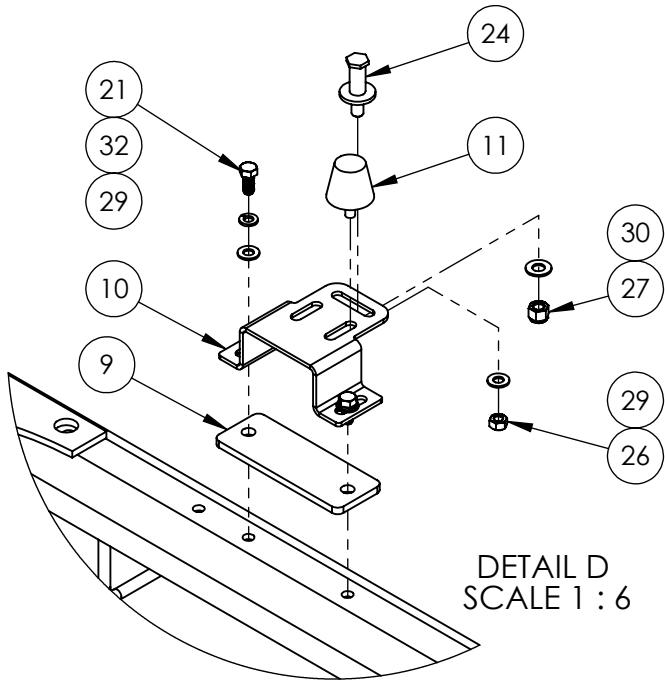
## FRONT FENDER & BUMPER INSTALLATION

---

ITEM NO.	PART NUMBER	DESCRIPTION	QTY
1	309909	HEADLAMP ASSY. - HALOGEN	2 REF
2	313986	BEZEL, HEADLIGHT	2 REF
3	352664	BASE-FENDER, (RH)	2 REF
4	352780	GROMMET-TURN SIGNAL MOUNTING	2 REF
5	E320393	FRONT FENDER (LH), WELDMENT, (N)	1
6	E320394	FRONT FENDER (RH), WELDMENT, (N)	1
7	E248880	BUMPER, FRONT WELDMENT, NYC 2011	1
8	E248886	COVER WELDMENT, BUMPER	1
9	030558	WASHER,FLAT,Ø 5/8", USS Gr.8	24
10	305399	BOLT,HEX,HEAD,5/8-11-UNC x 2"LG	6
11	303051	NUT,HEX, 5/8-11-UNC,CONELock,PLATED	12
12	305399	BOLT,HEX,HEAD,5/8-11-UNC x 2"LG	6

---





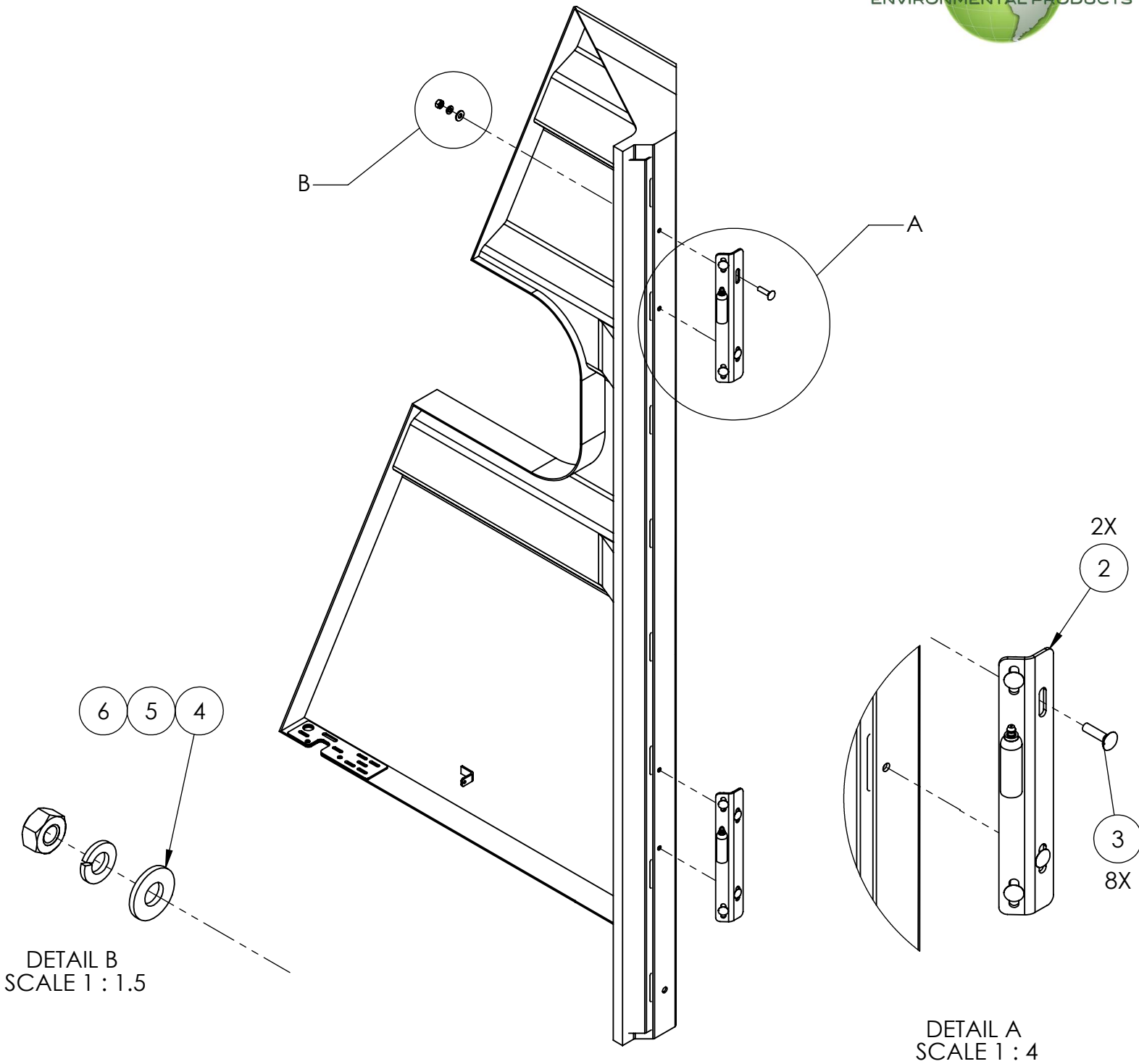


ITEM NO.	PART NO.	DESCRIPTION	QTY.
<b>REF</b>	<b>330293</b>	<b>CENTER BODYPANEL, INSTALLATION</b>	<b>REV B</b>
1	330254	ASSEMBLY, FIBERGLASS BODY PANEL, RH	1
2	330255	ASSEMBLY, FIBERGLASS BODY PANEL, LH	1
3	328054	PANEL SUPPORT WELDMENT, - LH	1
4	328053	PANEL SUPPORT WELDMENT, (RH)	1
5	319354	PLATE - STOP, CENTER BODY PANEL	2
6	325236	SUPPORT TUBE, BODY PANELS	2
7	323816	CHANNEL, BRACE	1
8	325237	SUPPORT TUBE, BODY PANELS	1
9	325057	PLATE, STRICKER SPACER	2
10	324898	ANGLE, STRIKER STAND OFF	2
11	350767	BUMPER -DOOR	2
12	030599	NUT, HEX, 3/8-16-UNC	14
13	324896	LATCH MECHANISM, LEFT	1
14	317172	LATCH MECHANISM, RIGHT	1
15	355377	GAS SPRING ASSY, SIDE PANEL	2
16	319113	SPRING-EXTENSION (.750 O.D. X 5.00 LG.)	2
17	324899	ANGLE, PANEL HANDLE (LH)	1
18	324900	ANGLE, PANEL HANDLE (RH)	1
19	033145	BOLT,HEX,HEAD,Ø 1/4-20-UNC x 3/4"LG	4
20	023802	BOLT,HEX,HEAD,Ø 1/4-20-UNC x 1 1/2"LG	4
21	030483	BOLT,HEX,HEAD,5/16-18-UNC x 3/4"LG	2
22	034423	BOLT,HEX,HEAD,3\8-16-UNC x 1" LG. GR8	12
23	034422	BOLT,HEX,HEAD,3/8-16-UNC x 1 1/2"LG	6
24	325064	STRIKER BOLT, LONG	2
25	030703	NUT, HEX, 1/4-20-UNC	8
26	609400	NUT, HEX , 5/16-24-UNF	2
27	023885	NUT,HEX,NYLON LOCK,3/8-16-UNC	2
28	609606	WASHER,FLAT,Ø 1/4",SAE NARROW	8
29	651420	WASHER,FLAT,Ø 5\16", SAE NARROW, 11/16" O.D.	4
30	038266	WASHER,FLAT,Ø 3/8",SAE NARROW	30
31	030643	WASHER,SPRING LOCK,Ø 1/4"	8
32	030373	WASHER,SPRING LOCK,Ø 5/16"	6
33	030605	WASHER,SPRING LOCK,Ø 3/8"	18
34	329989	DUBLER PLATE	2

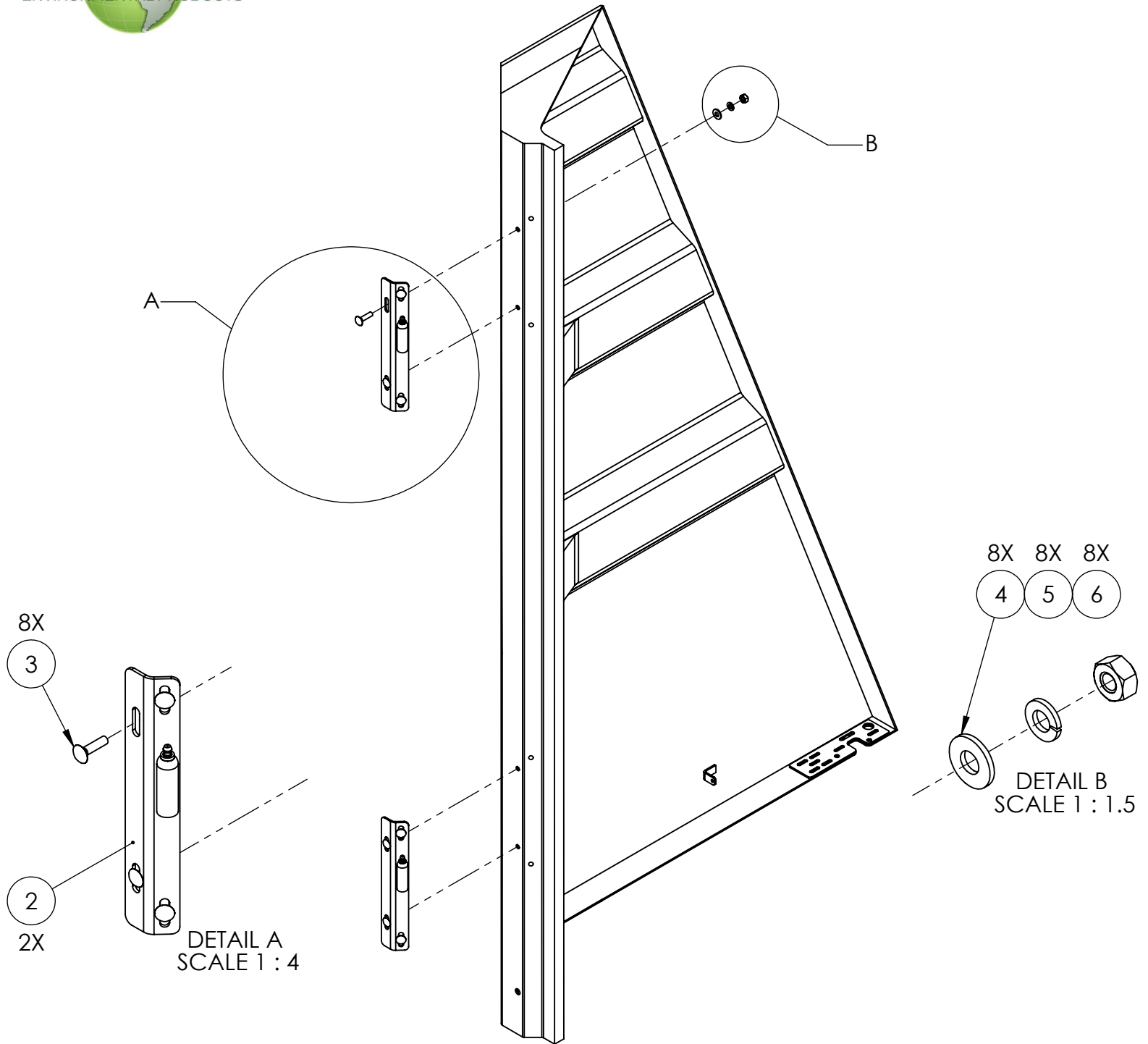


This page intentionally left blank

# CENTER BODY PANEL FIBERGLASS, LH



ITEM NO.	PART NO.	DESCRIPTION	QTY.
<b>REF</b>	<b>330255</b>	<b>BODY PANEL FIBERGLASS ASSY, LH</b>	<b>REV B</b>
1	329688	CENTER BODY PANEL, FIBERGLASS, LH	1
2	356458	HINGE-CENTER PANEL WLDMT, (LH)	2
3	325747	Bolt, Carriage, Round Head, 1/4-20-unc x 1" lg.	8
4	609606	WASHER, FLAT, Ø 1/4", SAE NARROW	8
5	030643	WASHER, SPRING LOCK, Ø 1/4"	8
6	030703	NUT, HEX, 1/4-20-UNC	8

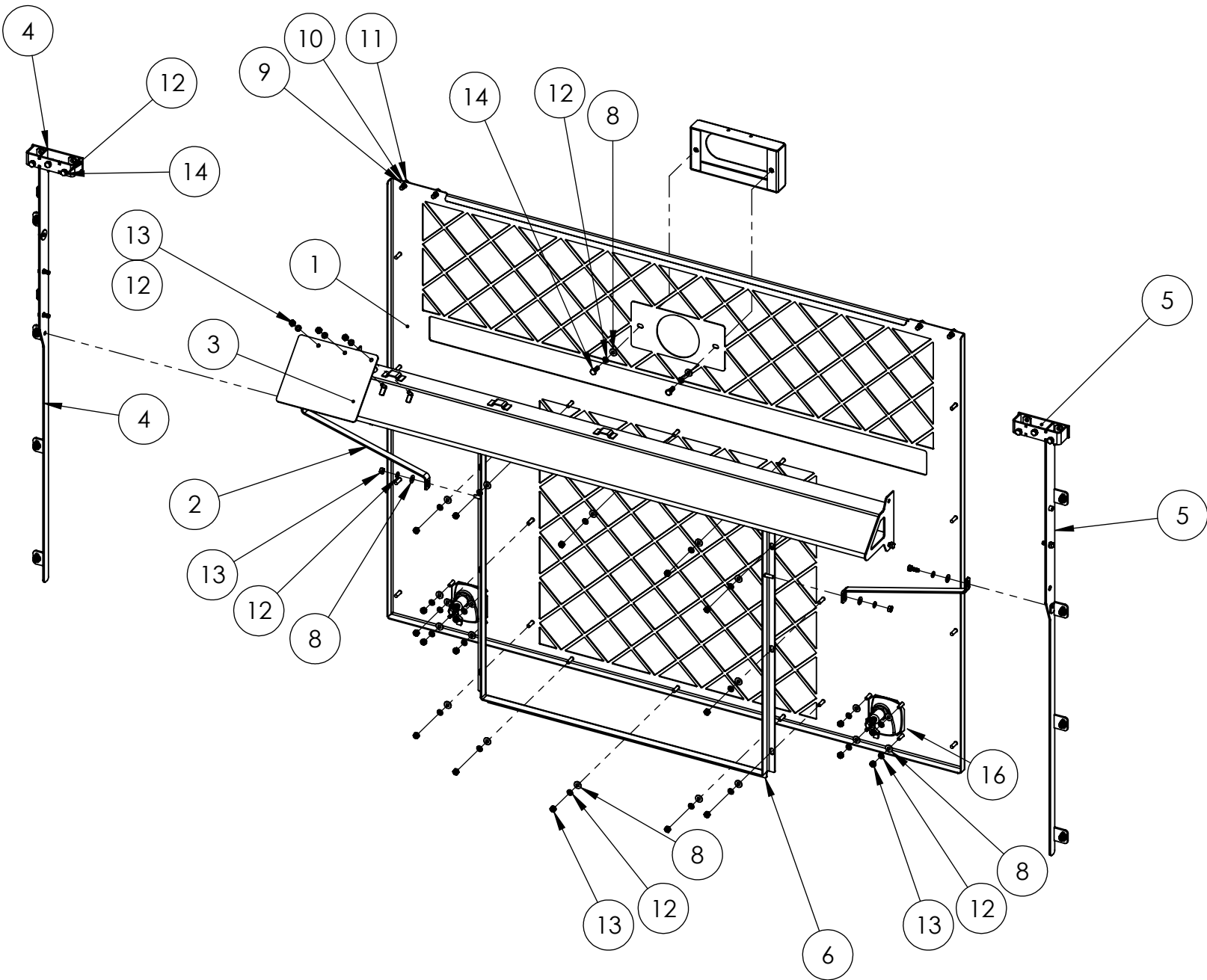


ITEM NO.	PART NO.	DESCRIPTION	QTY.
<b>REF</b>	<b>330254</b>	<b>CENTER BODY PANEL ASSY, FIBERGLASS, RH</b>	<b>REV B</b>
1	329687	CENTER BODY PANEL, FIBERGLASS, RH	1
2	356457	HINGE-CENTER PANEL WLDMT, (RH)	2
3	325747	Bolt, Carriage, Round Head, 1/4-20-unc x 1" lg.	8
4	609606	WASHER, FLAT, Ø 1/4", SAE NARROW	8
5	030643	WASHER, SPRING LOCK, Ø 1/4"	8
6	030703	NUT, HEX, 1/4-20-UNC	8



This page intentionally left blank

# REAR GRILLE ASSEMBLY



ITEM NO.	PART NUMBER	DESCRIPTION	QTY.
1	330532	WELDMENT, REAR GRILLE	1
2	330569	STIFFENER, ANGLE, REAR GRILLE	2
3	330574	WELDMENT, POCKET	1
4	330582	WELDMENT, STIFFENER LH	1
5	330583	WELDMENT, STIFFENER RH	1
6	330600	WELDMENT, MESH STIFFENER	1
7	353109	HINGE 3" STAINLESS STEEL (N)	2
8	609606	WASHER,FLAT,Ø 1/4",SAE NARROW	34
9	651420	WASHER,FLAT,Ø 5\16", SAE NARROW, 11/16" O.D.	4
10	030373	WASHER,SPRING LOCK,Ø 5/16"	4
11	030483	BOLT,HEX,HEAD,5/16-18-UNC x 3/4"LG	4
12	030643	WASHER,SPRING LOCK,Ø 1/4"	47
13	030703	NUT, HEX, 1/4-20-UNC	33
14	033145	BOLT,HEX,HEAD,Ø 1/4-20-UNC x 3/4"LG	10
15	91689	BOLT,HEX,HEAD,Ø 1/4-20-UNC x 3\4"LG SS	4
16	121898	T-HANDLE, COMPRESSION LATCH, NON LOCK	2
17	375234	-	1
18	330612	WELD'T, ARROW STICK BRKT (ECCO), M4	1
19	330553	RUBBER COVER, DEF.	1

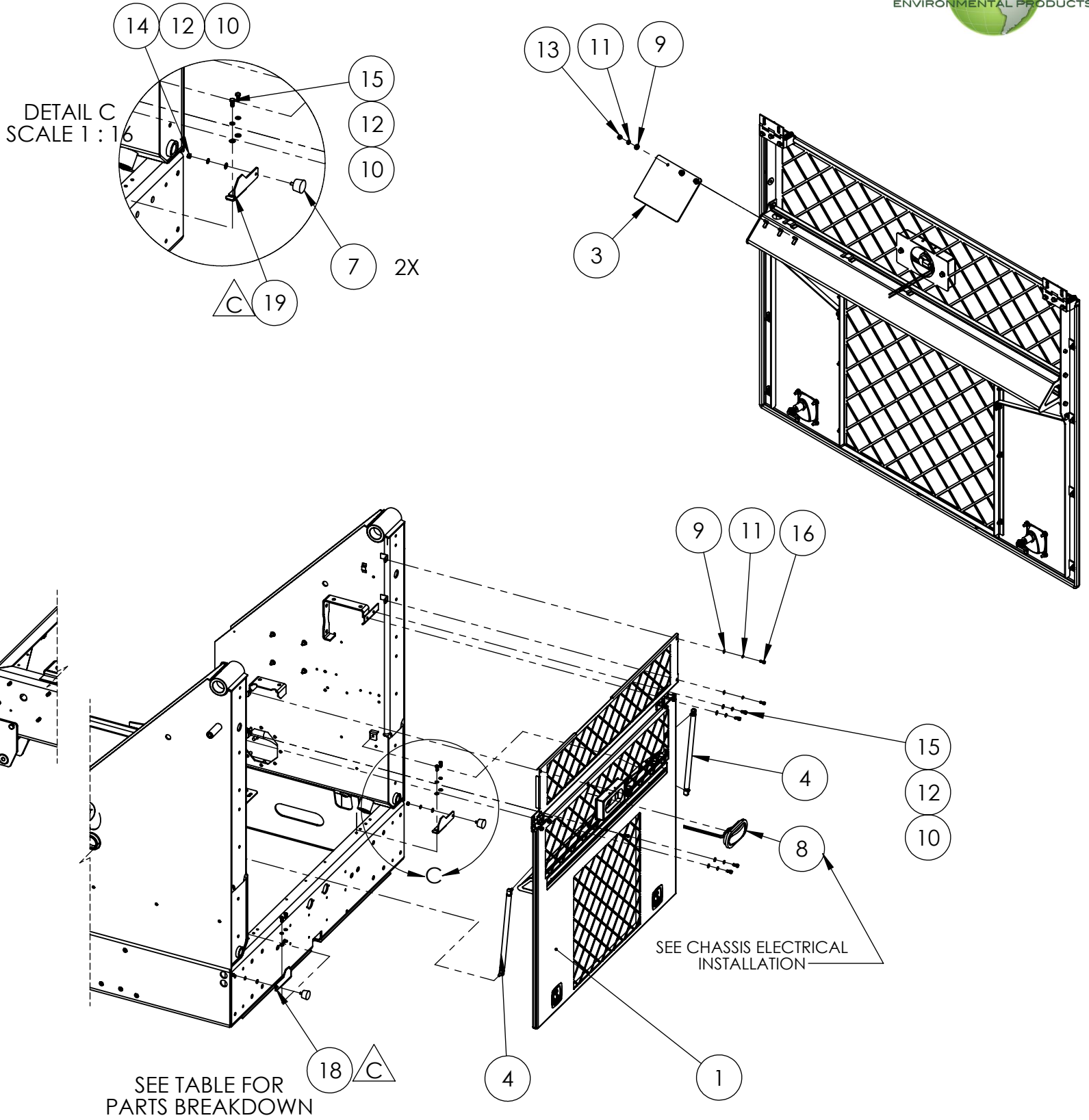


**REAR GRILLE ASSEMBLY**

**NOTES**

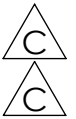



# REAR GRILLE INSTALLATION

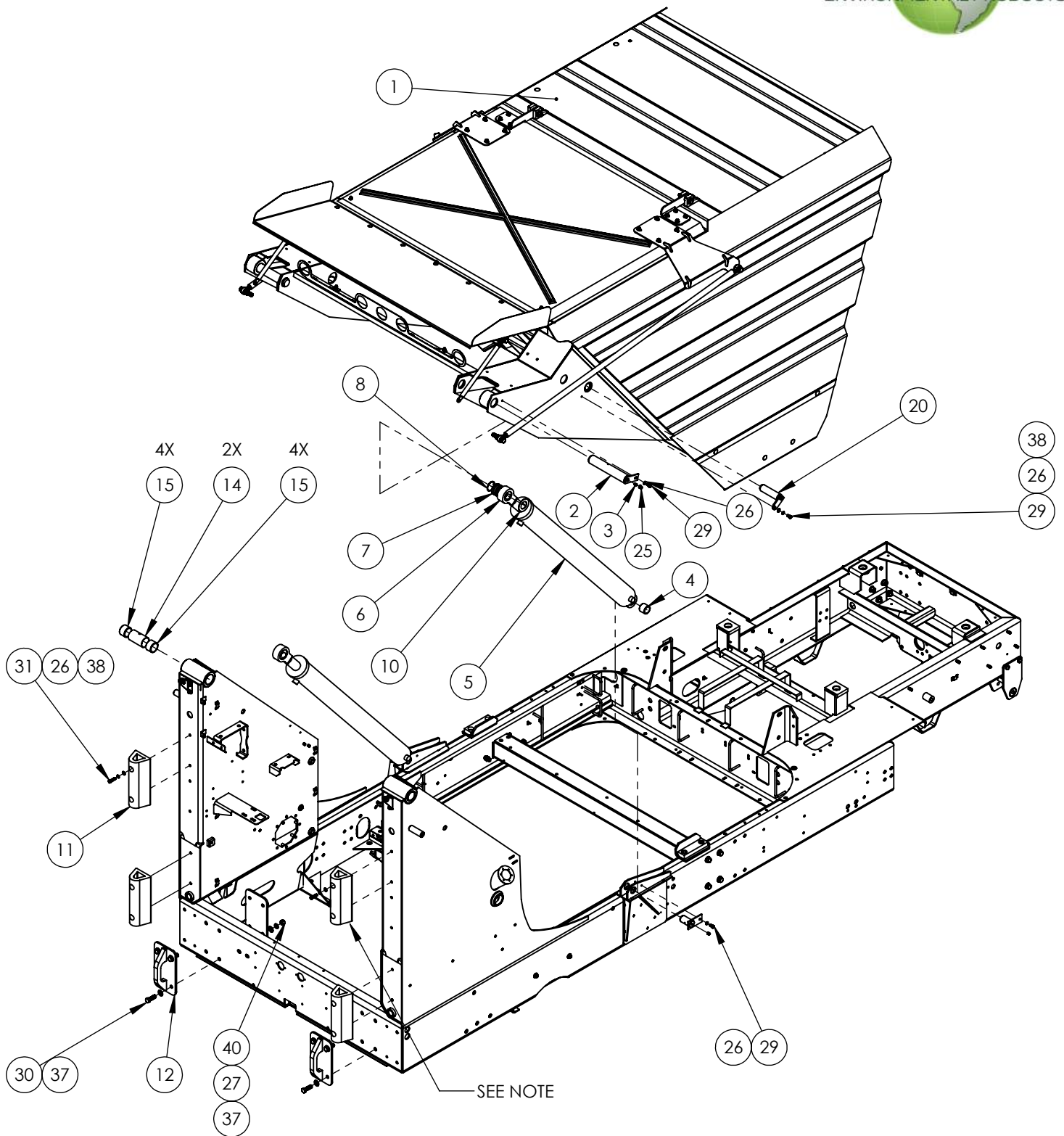


GAS SPRING PARTS BREAKDOWN	
PART NO.	DESCRIPTION
330749	SPRING, 100 LB.
330750	BALL STUD, LG.
330751	SAFETY CLIP

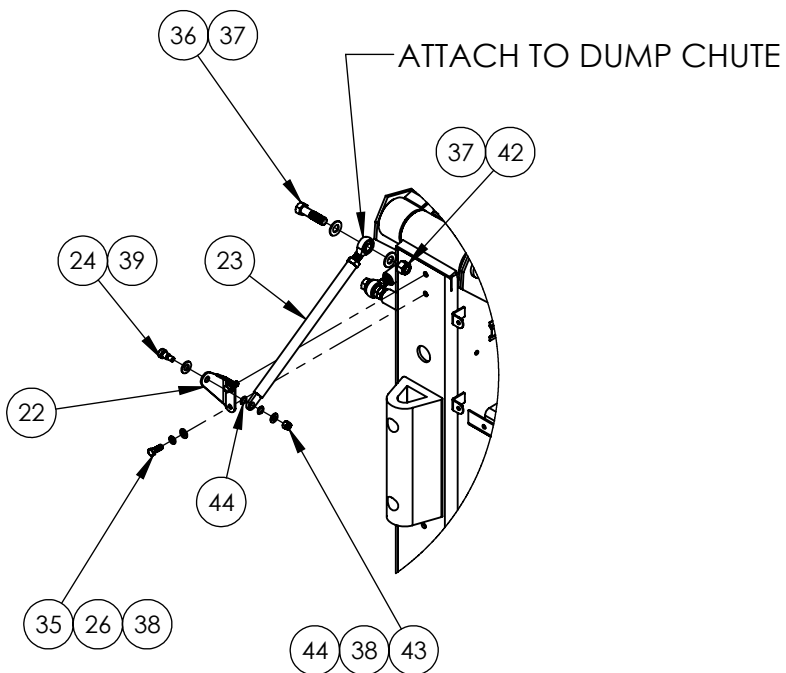
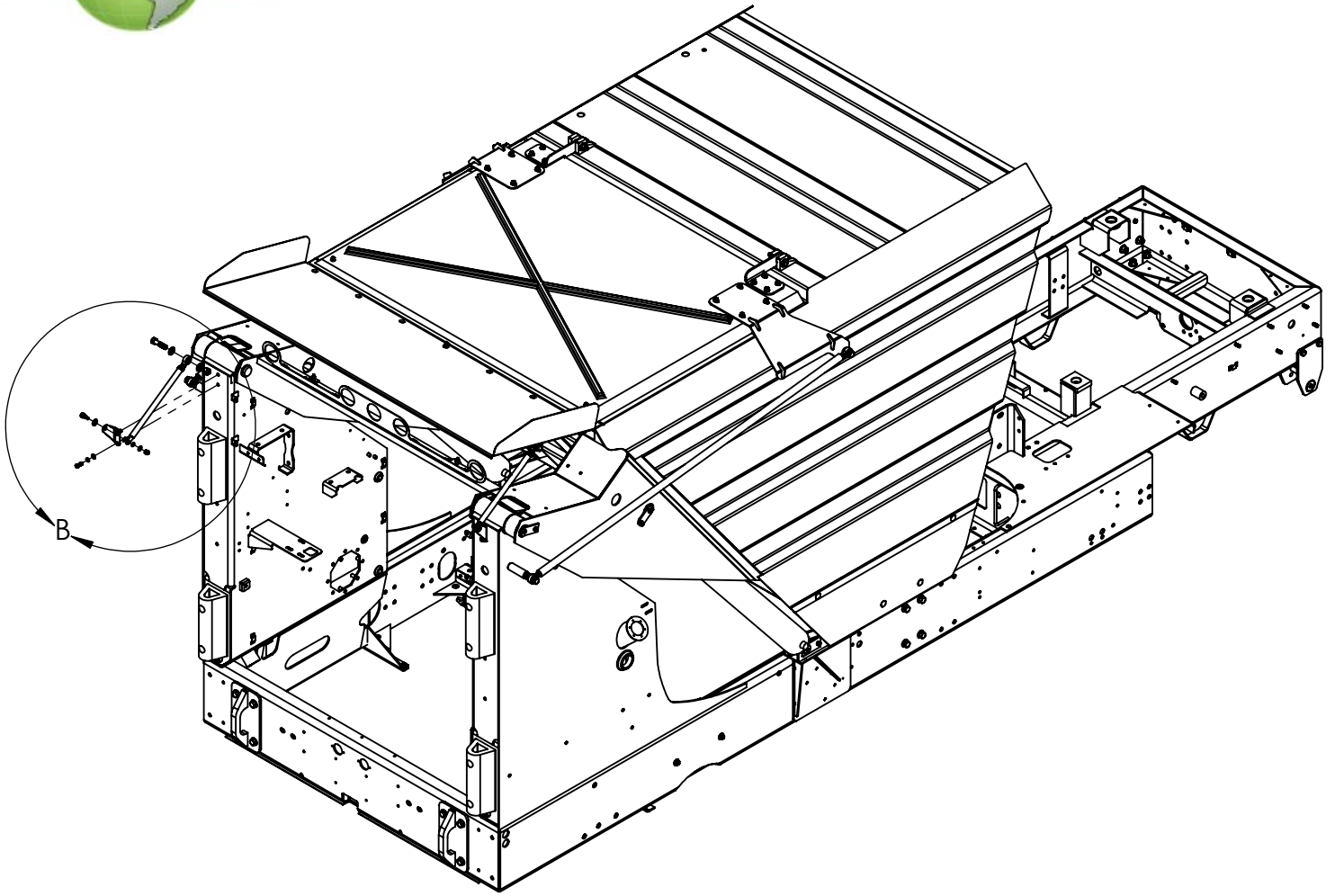
ITEM NO.	PART NUMBER	DESCRIPTION	QTY.
<b>REF</b>	<b>330760</b>	<b>REAR GRILLE INSTALLATION</b>	<b>REF</b>
1	330573	REAR GRILLE ASSEMBLY	1
2	330636	REAR GRILLE, UPPER	1
3	330553	RUBBER COVER, DEF.	1
4	330752	ASS'Y, GAS SPRING, 100 LB.	2
7	355343	BUMPER RUBBER	2
8	353230	BRAKE LIGHT ASSEMBLY, THIRD	1
9	609606	WASHER, FLAT, Ø 1/4", SAE NARROW	7
10	651420	WASHER, FLAT, Ø 5/16", SAE NARROW, 11/16" O.D.	10
11	030643	WASHER, SPRING LOCK, Ø 1/4"	7
12	030373	WASHER, SPRING LOCK, Ø 5/16"	10
13	030703	NUT, HEX, 1/4-20-UNC	3
14	030617	NUT, HEX, 5/16-18-UNC	2
15	030483	BOLT, HEX, HEAD, 5/16-18-UNC x 3/4" LG	8
16	033145	BOLT, HEX, HEAD, Ø 1/4-20-UNC x 3/4" LG	4
18	331172	ANGLE, LOCKING LATCH, LH	1
19	331171	ANGLE, LOCKING LATCH, RH	1



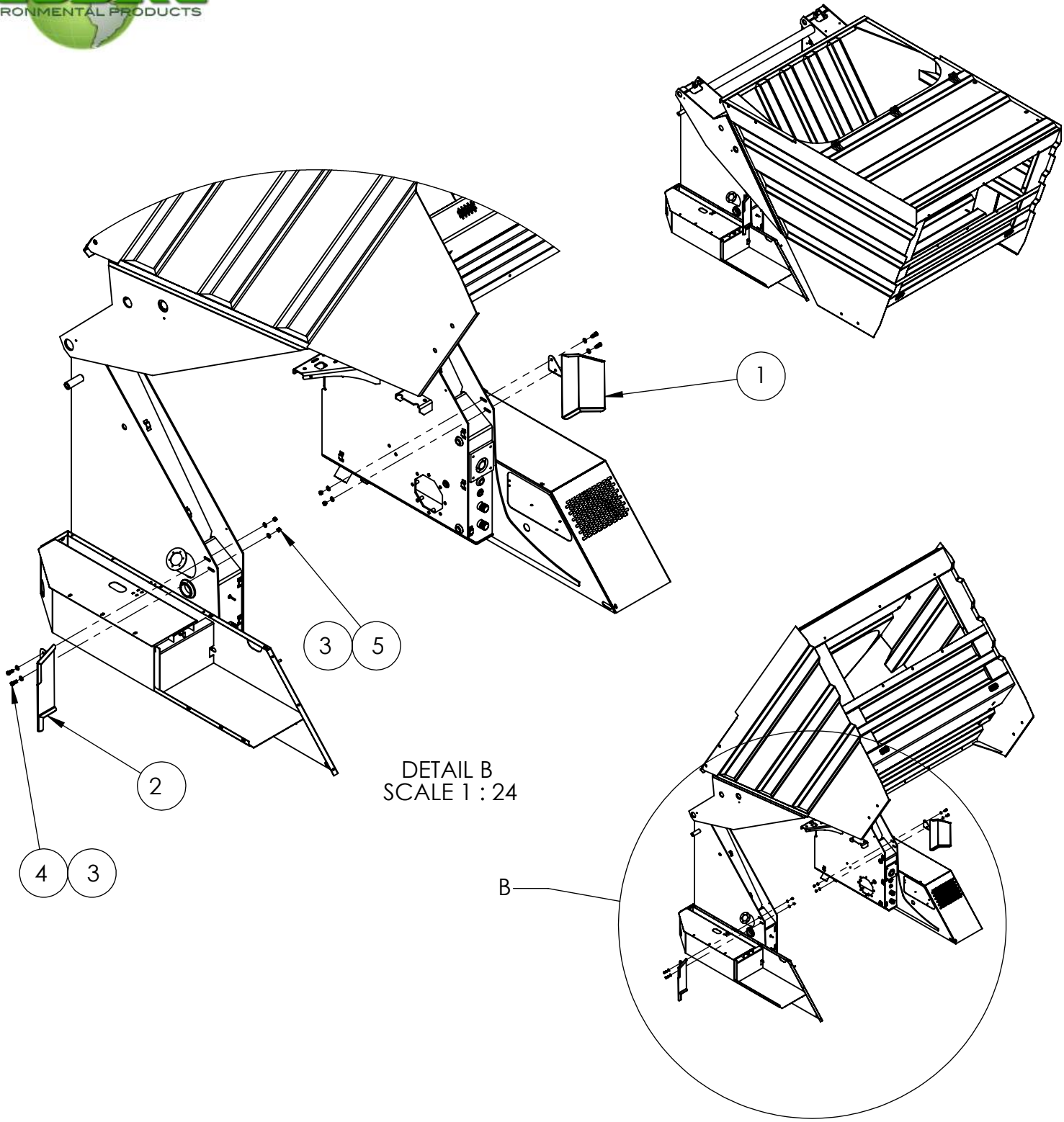
# HOPPER INSTALLATION



NOTE: INSTALL ITEM 10 TO KEEP CYLINDER FROM HITTING HOPPER WALL AS NEEDED.

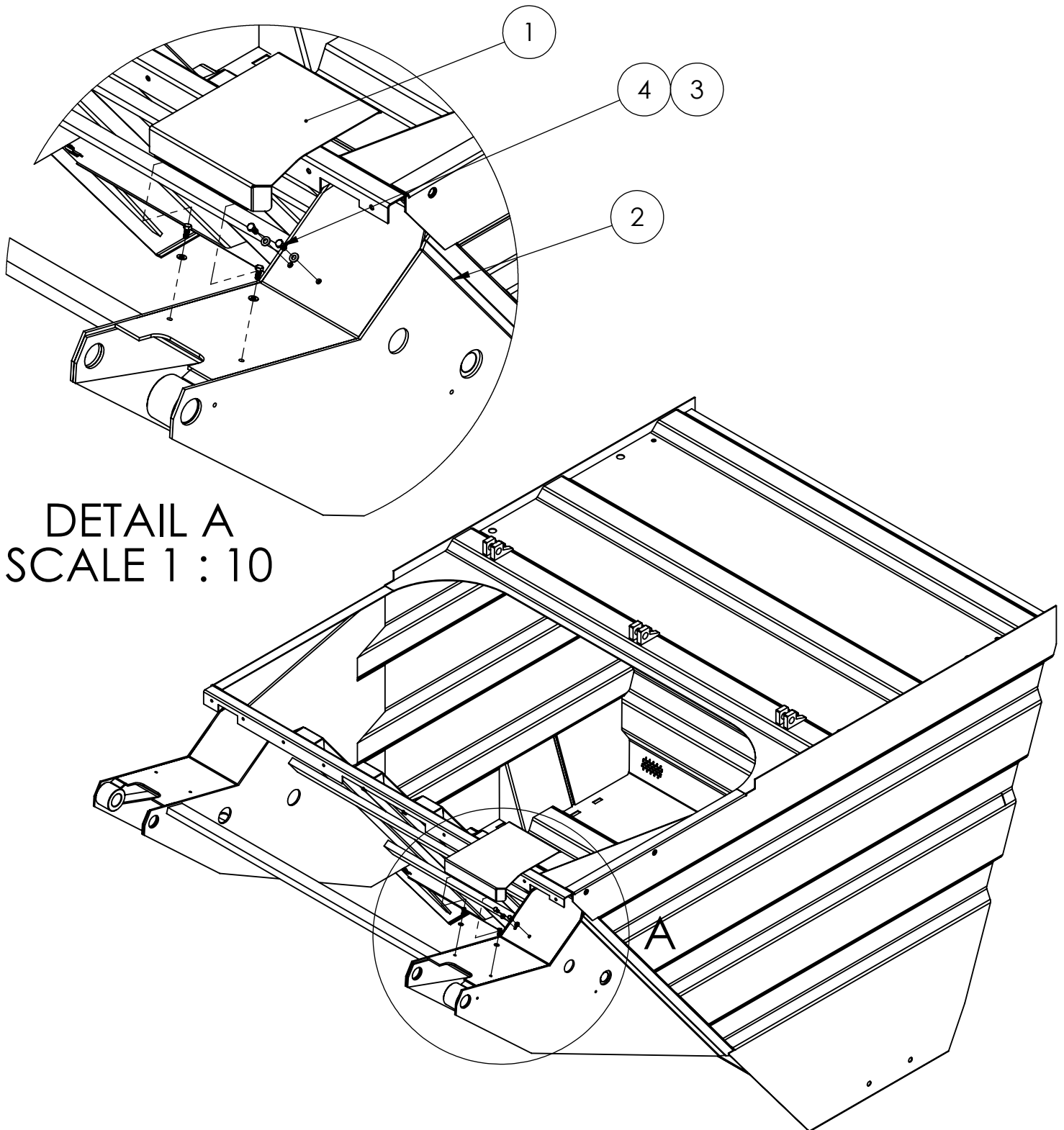


ITEM NO.	PART NUMBER	DESCRIPTION	QTY.
1	329847	HOPPER ASSEMBLY 2013 HIGH DUMP	1
2	301718	PIN, PIVOT HOPPER WELD'T	2
3	030287	GREASE ZERK STRAIGHT 1/8" Pipe Thread	4
4	070934	BUSHING LINKAGE	1
5	318440	HYD. CYL. 4.00" BORE X 44.44" STROKE	2
6	070949	ROD END-TILT CYL.	2
7	070988	BEARING, RADIAL	1
8	070991	RETAINING RING, INTERNAL, N5000-244	1
9	300401	PIVOT PIN, WELDMENT	2
10	E319370	SHIM 3"OD X 1 3/4"ID	2
11	E309464	DOCK BUMPER	4
12	325433	TOW HOOK WELDMENT	2
13	325432	PLATE, TOW HOOK	2
14	301726	TUBE	2
15	E070540	BUSHING LINKAGE	4
16	E314134	SHIM HOPPER REST PAD	2
17	E316457	ANGLE- STOP	2
18	E313009	PAD	2
19	317968	ROD ASSEMBLY, HIGH DUMP	2
20	E301714	PIVOT - PIN WELDMENT	2
21	329891	TOWER BRACKET RH	1
22	329903	TOWER BRACKET LH	1
23	329894	ASSEMBLY, LINKAGE, STANDARD	2
24	330314	SCREW, SHOULDER, Ø1/2x1/2"LG(3/8-16)	2
25	311745	CAPLUG - GREASE FITTING	2
26	030605	WASHER, SPRING LOCK, Ø 3/8"	18
27	031146	WASHER, SPRING LOCK, Ø 5/8"	13
28	030592	WASHER, SPRING LOCK, Ø 1/2"	2
29	033147	BOLT, HEX, HEAD, 3/8-16-UNC x 3/4"LG	6
30	305399	BOLT, HEX, HEAD, 5/8-11-UNC x 2"LG	8
31	034422	BOLT, HEX, HEAD, 3/8-16-UNC x 1 1/2"LG	8
32	041847	BOLT, HEX, HEAD, 1/2-13-UNC x 1 3/4"LG	2
33	030560	BOLT, HEX, HEAD, 5/8-11-UNC x 1 1/4"LG	2
34	039445	BOLT, HEX, HEAD, 5/8-18-UNF x 3" LG	2
35	034423	BOLT, HEX, HEAD, 3/8-16-UNC x 1" LG. GR8	4
36	305467	BOLT, HEX, HEAD, 5/8-11-UNC x 2 1/2"LG	2
37	035561	WASHER, FLAT, Ø 5/8"	25
38	038266	WASHER, FLAT, Ø 3/8", SAE NARROW	16
39	023687	WASHER, FLAT, SAE, Ø 1/2"	4
40	030420	NUT, HEX, 5/8-11-UNC	9
41	032945	NUT, HEX, JAM, 5/8-18-UNF	4
42	038598	NUT, HEX, NYLON LOCK, 5/8-11-UNC	2
43	023885	NUT, HEX, NYLON LOCK, 3/8-16-UNC	2
44	318052	WASHER, FLAT, NYLON, Ø1/2" ID, Ø11/16" OD	4



DETAIL B  
SCALE 1 : 24

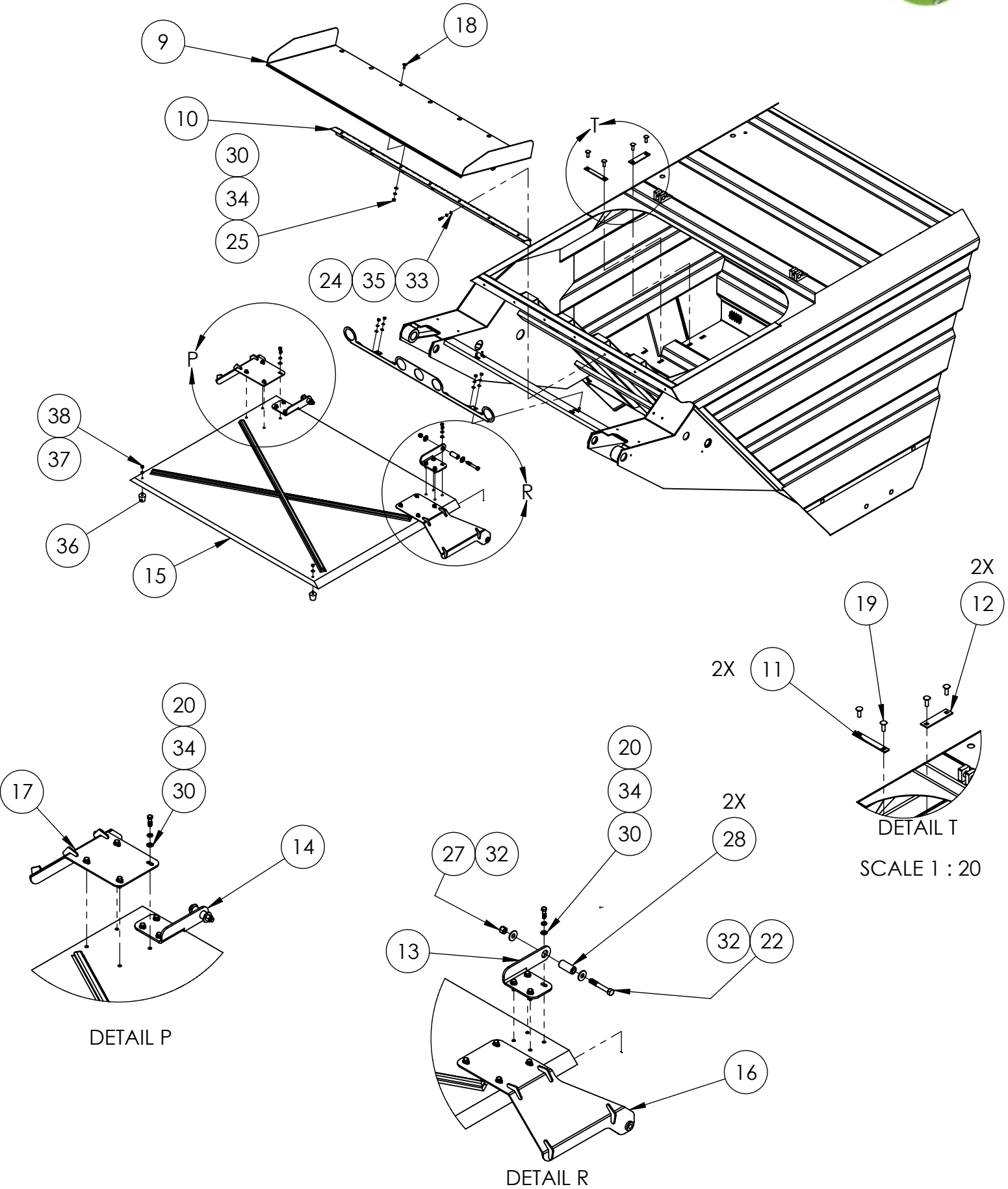
ITEM NO.	PART NO	DESCRIPTION	QTY.
1	329976	AIR SCOOP WELDMENT, LH	1
2	329977	AIR SCOOP WELDMENT, RH	1
3	038266	WASHER,FLAT,Ø 3/8",SAE NARROW	8
4	034423	BOLT,HEX,HEAD,3\8-16-UNC x 1" LG. GR8	4
5	030599	NUT, HEX, 3/8-16-UNC	4



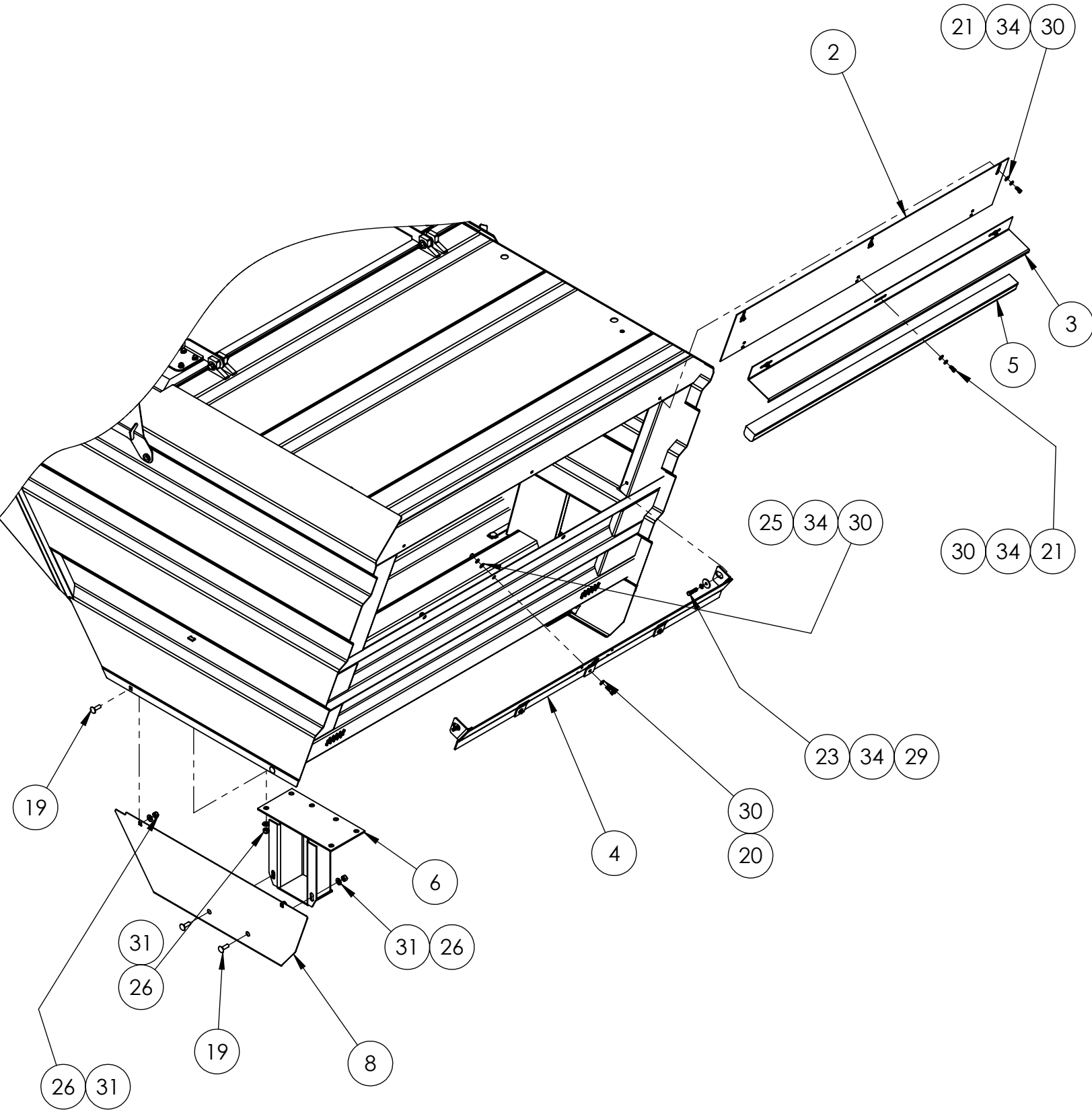
DETAIL A  
SCALE 1 : 10

ITEM NO.	PART NUMBER	DESCRIPTION	QTY
1	330023	PRECLEANER SCOOP	1
2	322423	HOPPER HIGH DUMP, 4C, WELDMENT	1
3	651420	WASHER,FLAT,Ø 5\16", SAE NARROW, 11\16" O.D.	4
4	030483	BOLT,HEX,HEAD,5\16-18-UNC x 3\4"LG	4

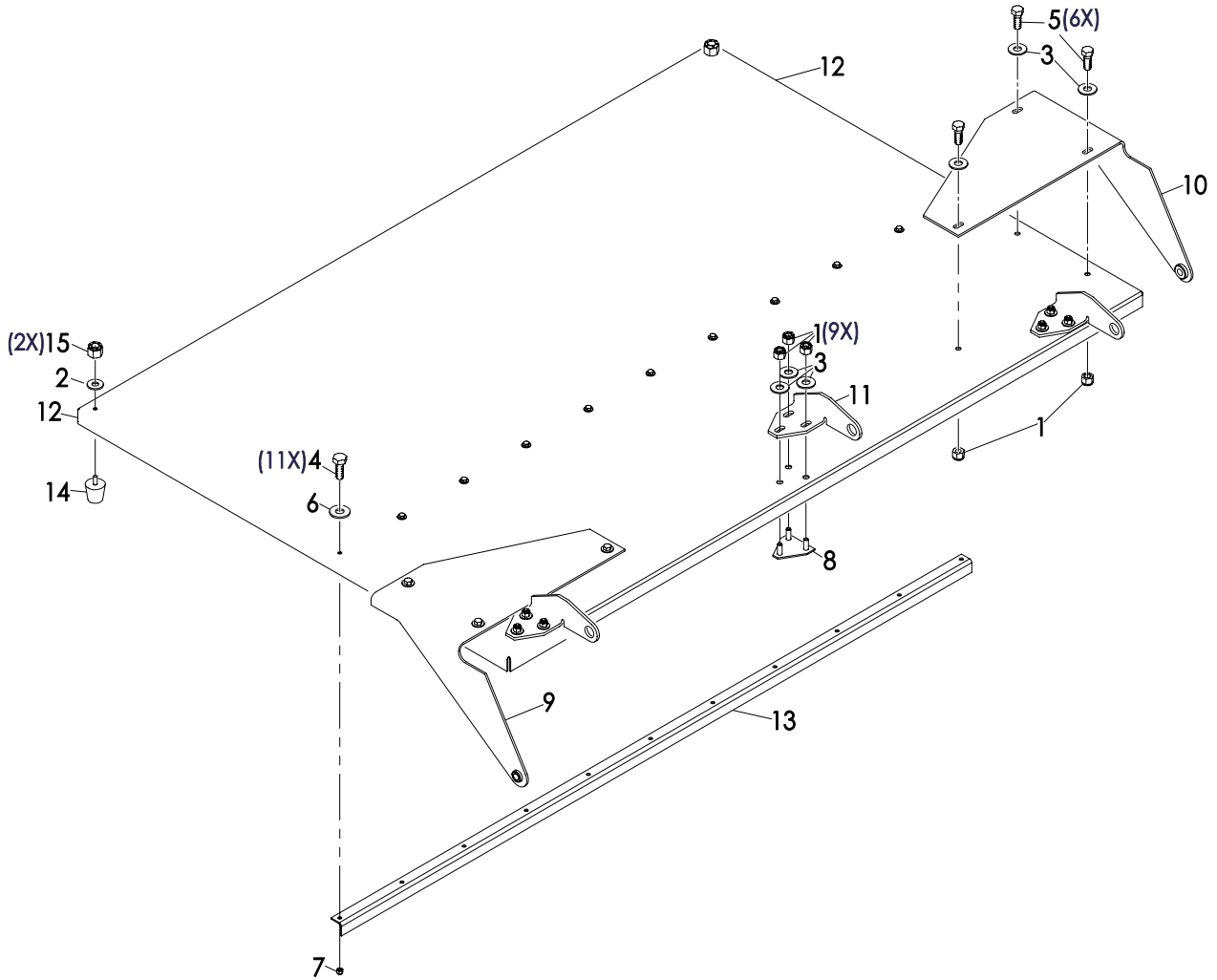






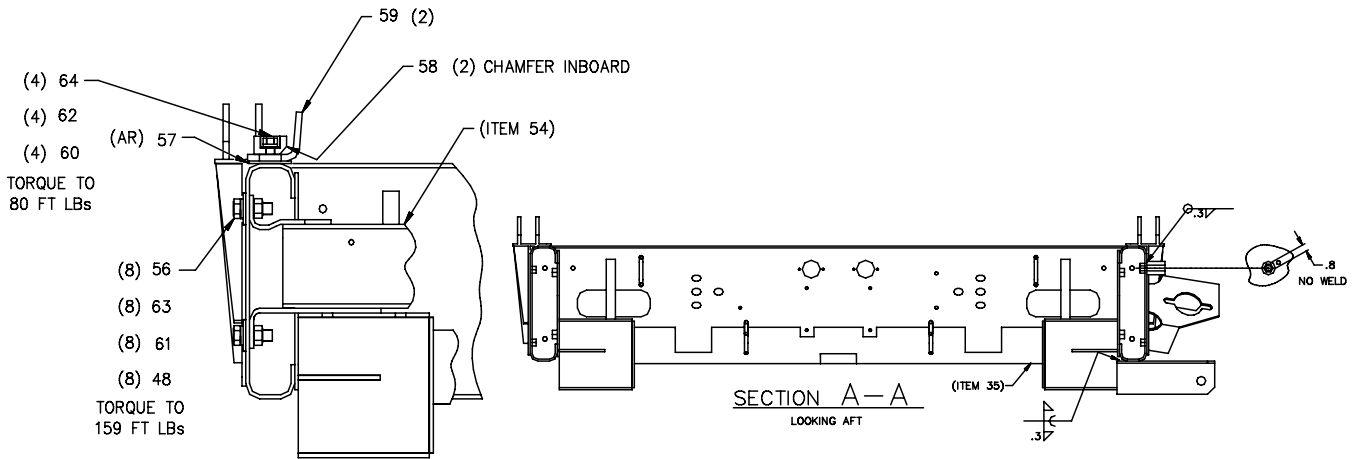


ITEM NO.	PART NUMBER	DESCRIPTION	QTY
1	329524	WELDMENT, HOPPER (2013)	1
2	325305	ELEVATOR SEAL SUPPORT BRACKET, WLDMT	1
3	325306	SUPPORT, ELEVATOR TOP SEAL	1
4	322574	RUBBER SEAL - ELEVATOR, TOP	1
5	317304	WELDMENT SUPPORT, HOPPER	2
6	329709	PANEL EXTENSION, LH, HOPPER (2013)	1
7	329710	PANEL EXTENSION, RH, HOPPER (2013)	1
8	326312	HOPPER LIP WELDMENT	1
9	316409	PLATE-STIFFENER, LONG	2
10	316454	PLATE-STIFFENER, SHORT	2
11	329690	DOOR, FIBERGLASS, 64", HOPPER (2013)	1
12	329696	CHANNEL, RH PIVOT	1
13	329702	CHANNEL, LH PIVOT	1
14	317969	SLEEVE - HINGE, DOOR	2
15	329694	WELDMENT, LEVER, RH	1
16	329695	WELDMENT, LEVER, LH	1
17	329926	HINGE, DUMP CHUTE	1
18	329895	WELDMENT, DUMP CHUTE, EXTENDED	1
19	324967	BUMPER DOOR 1 1/2", HIGH	2
20	030373	WASHER, SPRING LOCK, Ø 5/16"	11
21	030605	WASHER, SPRING LOCK, Ø 3/8"	34
22	651420	WASHER, FLAT, Ø 5\16", SAE NARROW, 11/16" O.D.	6
23	038266	WASHER, FLAT, Ø 3/8", SAE NARROW	35
24	030595	WASHER, FLAT, Ø 1/2", USS, (1 3/8" O.D.)	4
25	023687	WASHER, FLAT, SAE, Ø 1/2"	16
26	609606	WASHER, FLAT, Ø 1/4", SAE NARROW	7
27	91059	NUT, HEX, NYLON LOCK, 5/16-24-UNF	2
28	034599	NUT, HEX, NYLON LOCK, 1/2-13-UNC	2
29	033139	BOLT, HEX, HEAD, 3/8-16-UNC x 1 1/4" LG	19
30	033232	BOLT, HEX, HEAD, 1/2-13-UNC x 3 1/2" LG	2
31	030483	BOLT, HEX, HEAD, 5/16-18-UNC x 3/4" LG	6
32	034422	BOLT, HEX, HEAD, 3/8-16-UNC x 1 1/2" LG	2
33	033145	BOLT, HEX, HEAD, Ø 1/4-20-UNC x 3/4" LG	7
34	030599	NUT, HEX, 3/8-16-UNC	10
35	030596	NUT, HEX, 1/2-13-UNC	16
36	E606999	WASHER	2
37	031284	BOLT, CARRIAGE, ROUND HEAD, 1/2-13-UNC x 1 1/2" LG.	16
38	325772	BOLT, CARRIAGE, ROUND HEAD, 3/8-16-UNC x 1" LG.	7
39	330848	WELDMENT, LIGHT BAR	1
40	030617	NUT, HEX, 5/16-18-UNC	4

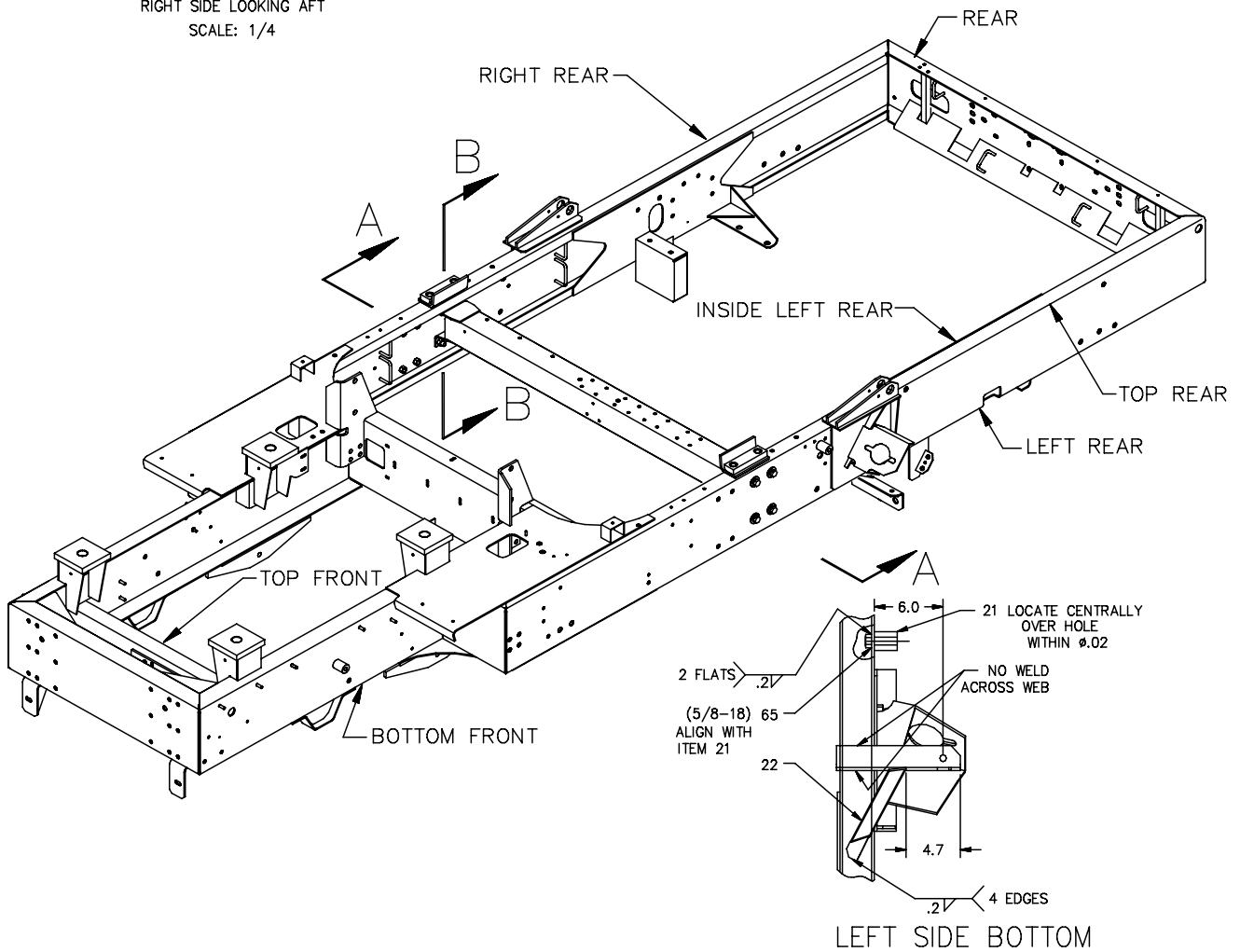


<u>Item Pt No.</u>	<u>Description</u>	<u>Qty</u>
- 317963	<b>Door Assy-High Dump</b>	<b>E REF</b>
1 023885	Nut, Hex, Nylon Lock, 3/8-16	15
2 030489	Washer, Flat, Ø5/16", 7/8" O.D.	2
3 030557	Washer, Flat, Uss, Ø3/8"	15
4 033145	Bolt, Hex, Hd, Ø1/4-20 X3/4"Lg	11
5 034423	Bolt, Hex Hd, Ø 3/8-16 X 1" Lg. Gr8	6
6 035605	Washer, Flat, Ø 1/4", Uss	11
7 203375	Nut, Hex, Nylon Lock, 1/4-20	11
8 317159	Mont Plate, Backing	3
9 317286	Lever Weldment Rh	1
10 317287	Lever Weldment Lh	1
11 317721	Hinge-Door	3
12 317742	Door, Hopper	1
13 317965	Angle, Stiffener	1
14 324967	Bumper Door 1 1/2", High	2
15 303265	Nut, Hex, Nylon Lock , 3/4-10	2

<u>Item Pt No.</u>	<u>Description</u>	<u>Qty</u>
--------------------	--------------------	------------



SECTION B-B  
RIGHT SIDE LOOKING AFT  
SCALE: 1/4



Item Pt No.	Description	Qty	Item Pt No.	Description	Qty
- 319251	<b>Tower &amp; Maine Frame HD</b>	<b>H REF</b>	62	030592 Washer-Lock,Split,Pltd,1/2 Gr8	4
316298	Frame Weldment (4c)	1	63	031146 Washer-Lock,Split,Pltd,5/8	8
320804	Tower Wdmnt,Hd,Lh,4c Hi Amb	1	64	041847 Scr-Hx Hd,Plt,1/2-13x1-3/4 Gr8	4
320805	Tower Wdmnt,Hd,Rh,4c Hi Amb	1	65	102652 Nut-5/8-18	1
327151	Rectangle Fillet, High Dump	2			
301658	Hub	2			
325983	Gusset, Hydraulic Tower	2			
208376	Fuel Filter Mounting Wldmt	1			
21	303221 Spacer	3			
22	309993 Brace	1			
48	030420 Nut-Plated,5/8-11	28			
56	305399 Scr-Hx Hd, Pltd,5/8-11x2 Gr8	8			
58	313009 Pad-Hopper Stop	2			
59	316457 Angle-Hopper Stop	2			
60	023687 Washer-Flat,Sae,Plated,1/2	4			
61	030558 Washer-Flat,Uss,Plated,5/8	8			
62	030592 Washer-Lock,Split,Pltd,1/2 Gr8	4			
61	030558 Washer-Flat,Uss,Plated,5/8	8			

This page intentionally left blank



CHAPTER **3**

**Brooms & Elevator**

**Table of**

**Contents Subject**

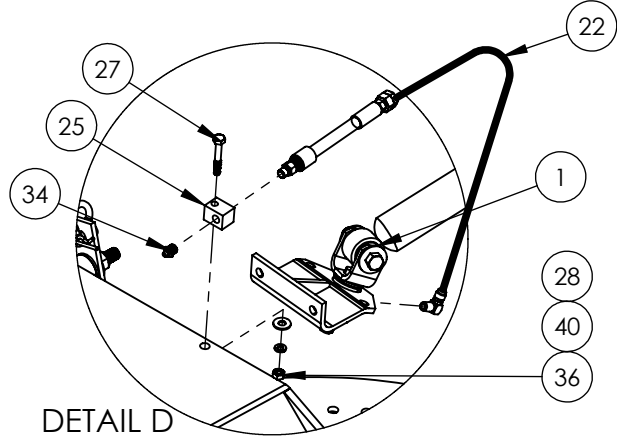
**Page**

**Body**

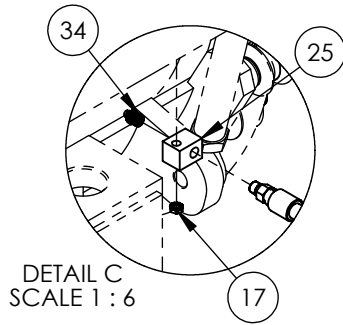
Gutter Broom Installation	3-2
Gutter Broom Shock Absorber Assembly	3-14
Gutter Broom Lift Shaft Assembly	3-16
Gutter Broom Arm Assembly	3-18
Gutter Broom Motor Assembly	3-20
Gutter Broom Support Installation	3-21
Gutter Broom Deflector Installation	3-22
Pickup Broom Lift	3-24
Pickup Arm Assembly	3-27
Pickup Broom Arm LH	3-30
Pickup Broom Arm RH	3-33
Dirt Shoe Assembly	3-34
Chain Curtain Installation	3-36
Pickup Broom Dust Flap Installation	3-38
Pickup Broom Cover Installation	3-40
Elevator Installation	3-43
Elevator Assembly 11 Squeegees	3-47
Elevator Leaf Sweep Assembly	3-51
Squeegee Assembly	3-54
Elevator 1/2 Shaft Assembly at 2" 3/16 RH Up	3-56
Elevator 1/2 Shaft Assembly at 2" 3/16 LH Up	3-58



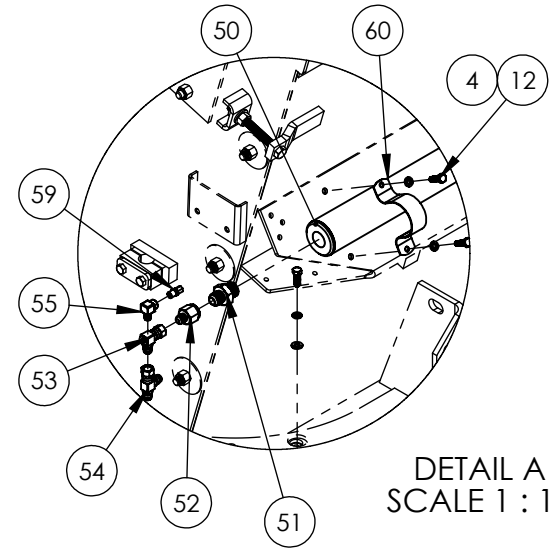
# GUTTER BROOM INSTALLATION



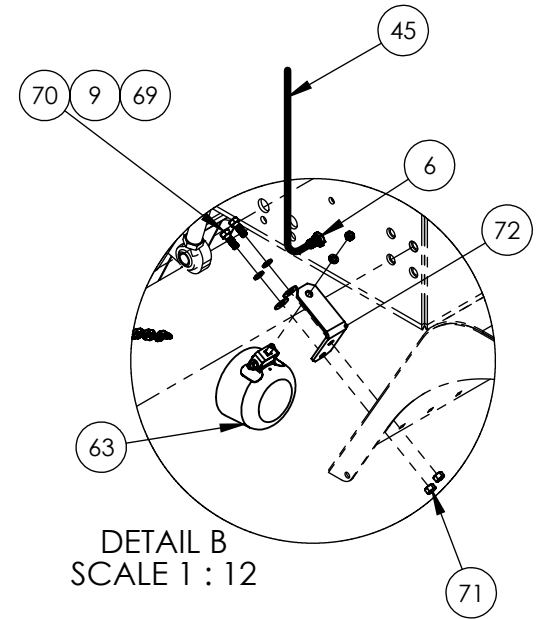
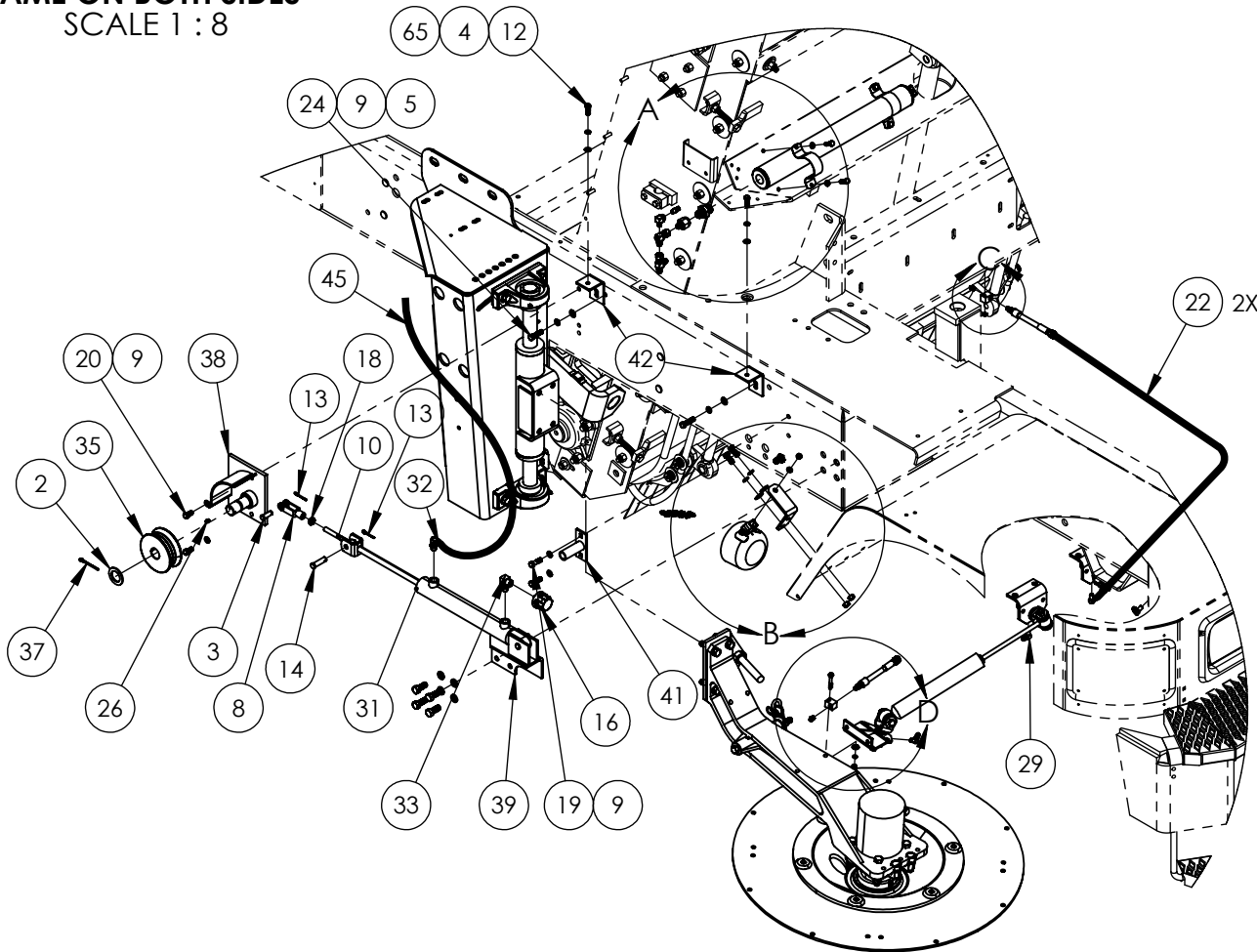
DETAIL D  
SAME ON BOTH SIDES  
SCALE 1 : 8



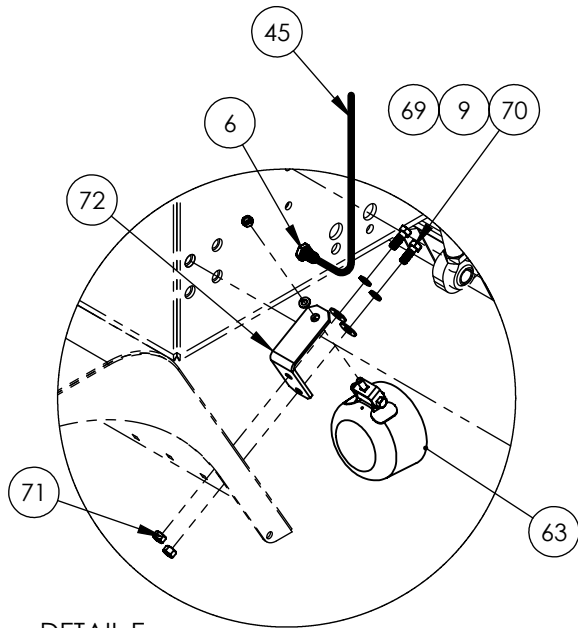
DETAIL C  
SCALE 1 : 6



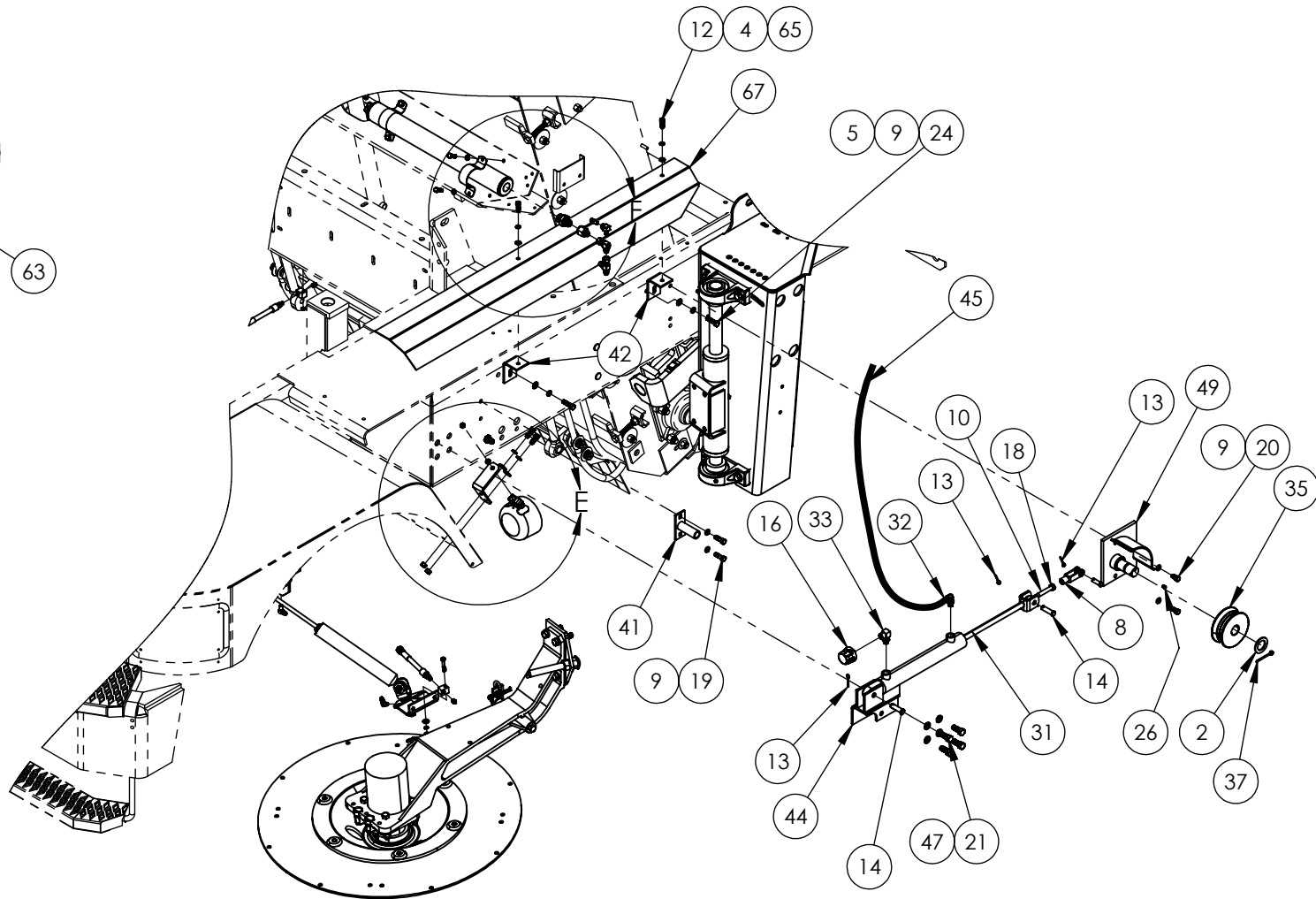
DETAIL A  
SCALE 1 : 12



DETAIL B  
SCALE 1 : 12



DETAIL E  
SCALE 1 : 10



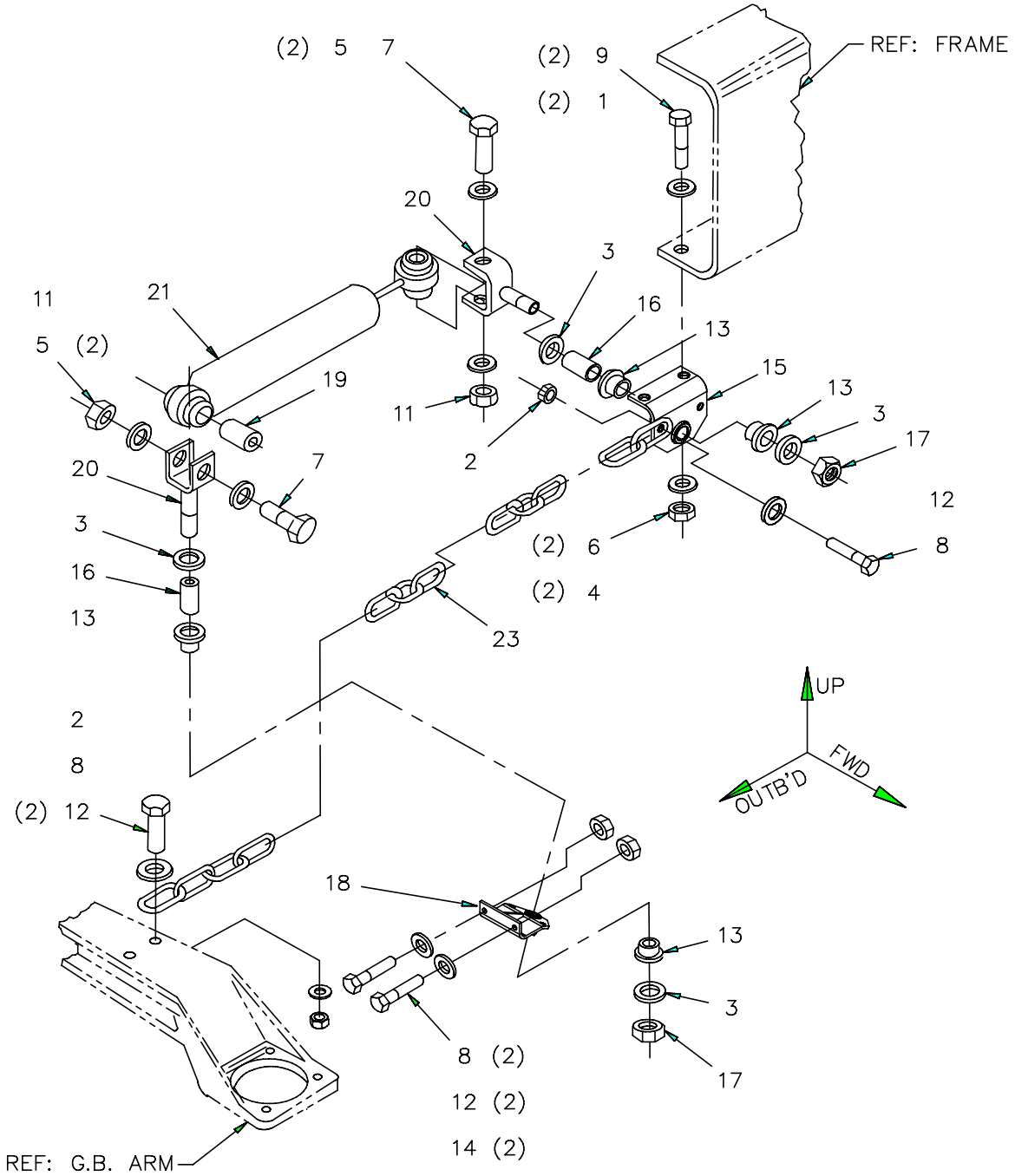
DETAIL F  
SCALE 1 : 10

ITEM NO.	PART NUMBER	DESCRIPTION	QTY
<b>REF</b>	<b>322850</b>	<b>GUTTER BROOM INSTL. M4C DUAL</b>	<b>REV L</b>
1	319220	SHOCK ABSORBER ASSY	2
2	032399	WASHER- 2 OD X 1.28 ID	2
3	030822	CLEVIS PIN, Ø7/16" x 1-1/64" Lg. GRIP	2
4	030373	WASHER,SPRING LOCK,Ø 5/16"	12
5	038266	WASHER,FLAT,Ø 3/8",SAE NARROW	4
6	023484	HYD. FITTING 90° BULKHEAD (MJIC-06/MJIC-06)	2
7	030595	WASHER,FLAT,Ø 1/2",USS,(1 3/8" O.D.)	4
8	036573	CLEVIS YOKES END,7/16-20-UNF	2
9	030605	WASHER,SPRING LOCK,Ø 3/8"	16
10	E324257	ROD END,7/16-20-UNF	2
11	319145	G.B. SHAFT ASSY-M3/MX3	2
12	031433	BOLT,HEX,HEAD,5/16-18-UNC x 1"LG	12
13	031495	COTTER PIN Ø1/8" X 1" LG	6
14	035248	CLEVIS PIN, Ø1/2" x 1-1/2" Lg. GRIP (ZINC)	4
15	180437	D-SHACKLE, 5/16 ROUND PIN	2
16	045147	BREATHER, FILTER,MNPT-04(1/4")	2
17	900105	NUT, KEPS #10-24 (ZP)	2
18	051784	NUT,HEX,JAM,7/16-20UNF	2
19	033139	BOLT,HEX,HEAD,3/8-16-UNC x 1 1/4"LG	4
20	033147	BOLT,HEX,HEAD,3/8-16-UNC x 3/4"LG	4
21	033150	BOLT,HEX,HEAD,1/2-13-UNC x 1 1/4"LG	8
22	E320331	HOSE ASSY, 3/16ID X 15.38LG	4
24	034422	BOLT,HEX,HEAD,3/8-16-UNC x 1 1/2"LG	4
25	352900	BLOCK- GREASE FITTING	4
26	035136	GREASE ZERK STRAIGHT 1/4 -28 N.F. TAPER	2
27	034226	BOLT,HEX,HEAD,Ø 1/4-20-UNC x 1 3/4"LG	2
28	035605	WASHER,FLAT,Ø 1/4",USS,(3/4" O.D.)	2
29	033925	ELBOW, MJ-MP90-4-2	4
30	302214	SPRING, EXTENSION, HOOKS, 0.75OD, 5 1/2" lg.	1
31	302344	HYDR CYL-1 1/2 X 10 X 17.25	2
32	054289	ELBOW, MB-MJ90-6	2
33	302959	ELBOW MB FP90-6-4 (N)	2
34	030287	GREASE ZERK STRAIGHT 1/8" Pipe Thread	4
35	324205	PULLEY, G. B. LIFT	2
36	030703	NUT, HEX, 1/4-20-UNC	2
37	351214	COTTER PIN Ø5/32" X 2" LG	2
38	E324209	BRACKET WELDMENT, G.B. PULLEY R.H.	1
39	E351485	CYLINDER SUPPORT WELDMENT RH	1
40	030643	WASHER,SPRING LOCK,Ø 1/4"	2
41	351492	WELDMENT CYLINDER SUPPORT	2
42	E352764	BRACKET WELDMENT COVER SUPPORT	4
44	E351486	CYLINDER SUPPORT WELDMENT LH	1
45	318689	HOSE ASSY-3/8 ID X 18.5 LG	2

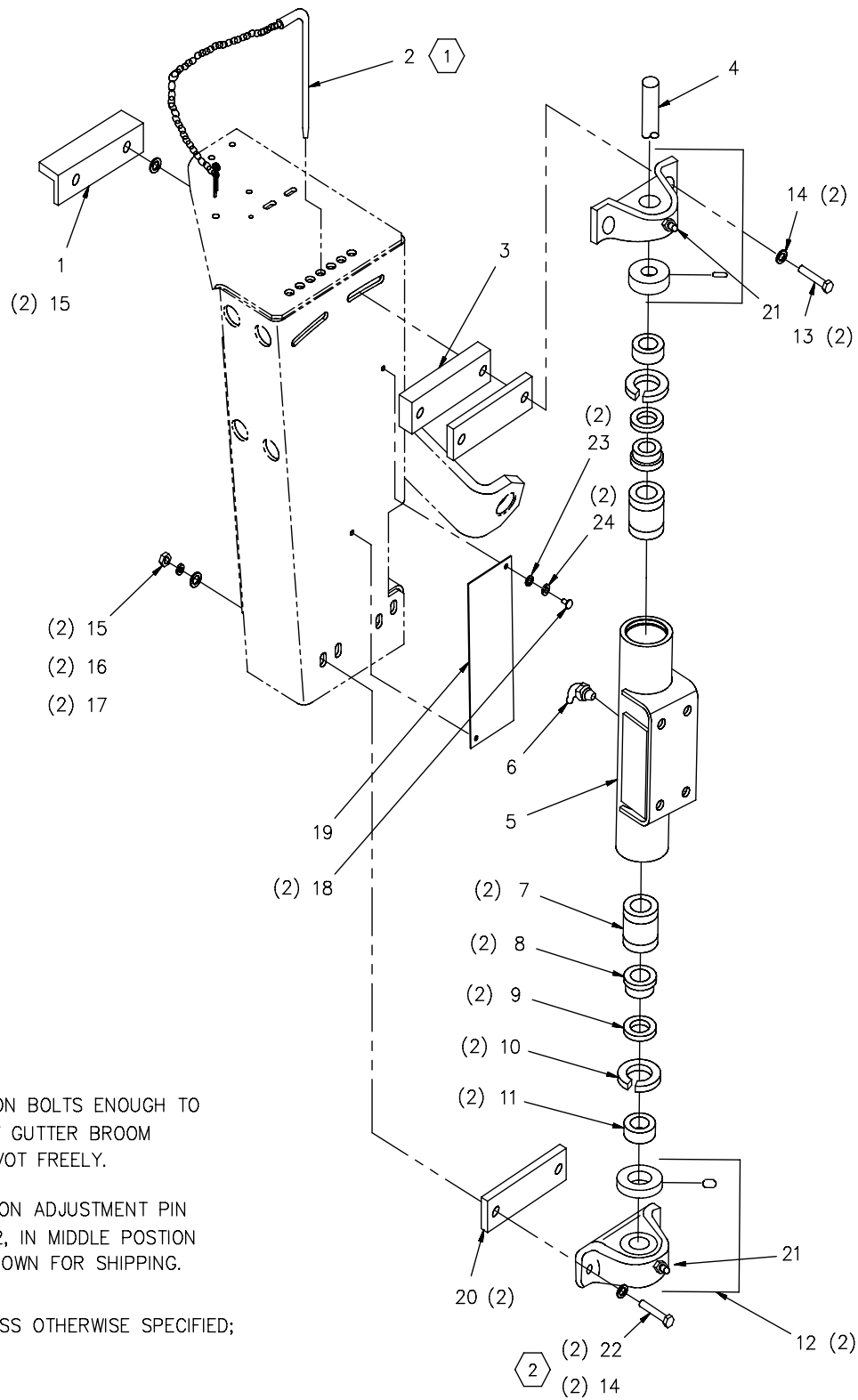


## GUTTER BROOM INSTALLATION

ITEM NO.	PART NUMBER	DESCRIPTION	QTY
47	030592	WASHER,SPRING LOCK,Ø 1/2"	8
48	401150	BOLT, WHEEL, 1/2"-20 X 7/8", 60°	12
49	E324210	BRACKET WELDMENT, G.B. PULLEY L.H.	1
50	350836	ACCUMULATOR	2
51	303165	HYD FITTING STRAIGHT (ORB-12/JIC-10)	2
52	245438	FITTING,HYD,STR,FJIC-10 X MJIC-06	2
53	E326327	FITTING,HYD,TEE, FNPT-02 X MJIC-06 X FJIC-06,MODIFIED	2
54	054681	TEE, MJ-FJX-MJ-6	2
55	321844	FITTING,HYD,90°,FNPT-02xMNPT-02(1/8"),STEEL	2
59	040549	CONNECTOR	2
60	322713	CLAMP,PIPE STRAP,2.28 @ 2.40"Ø	4
63	329574	LED G.B. WORK LIGHT	2
65	651420	WASHER,FLAT,Ø 5\16", SAE NARROW, 11/16" O.D.	4
67	331830	CYLINDER COVER LH, FIBERGLASS	1
68	890627	GREASE MOLUB #2	REF
69	030557	WASHER,FLAT,USS,Ø 3/8"	4
70	034423	BOLT,HEX,HEAD,3\8-16-UNC x 1" LG. GR8	4
71	030599	NUT, HEX, 3/8-16-UNC	4
72	E355242	BRACKET, MOUNTING - WORKLIGHT	2



Item	Pt No.	Description	Qty	Item	Pt No.	Description	Qty
-	319220	<b>Shock Absorber Assembly</b>	<b>H Ref</b>	18	322921	Bracket Weldment	1
1	023687	Washer Flat Sae Plated 1/2	2	19	305051	Tube	1
2	023885	Nut- Loc Nyl Insert Plt 3/8-16	2	20	305053	Wldmt Clevis	2
3	18007-7	Washer Flat Astm 436 5/8	4	21	305054	Shock Absorber	1
4	030592	Washer- Loc, Splt Pltd 1/2 Gr8	2	23	896663022	Chain-1/4, (21.60 Eff Lg)	A 1
5	031506	Washer Flat Uss Plated 7/16	4				
6	032523	Nut- Jam Plated 1/2-13	2				
7	032622	Scr- Hx Hd Pl 7/16-14x2 1/2gr8	2				
8	033139	Scr- Hxhd Plt 3/8-16x1-1/4 Gr8	4				
9	033150	Scr- Hx Hd Pltd 1/2-13 X 1-1/4	2				
11	035270	Nut-nyl Insert, Plated,7/16-14	2				
12	038266	Washer Flat Sae Plated 3/8	5				
13	040357	Bearing	4				
14	046828	Nut-lock,Plated,3/8-16	2				
15	322847	Bracket Weldment	1				
16	302499	Sleeve	2				
17	303437	Nut-thin,Elastic Stop,5/8-18	2				



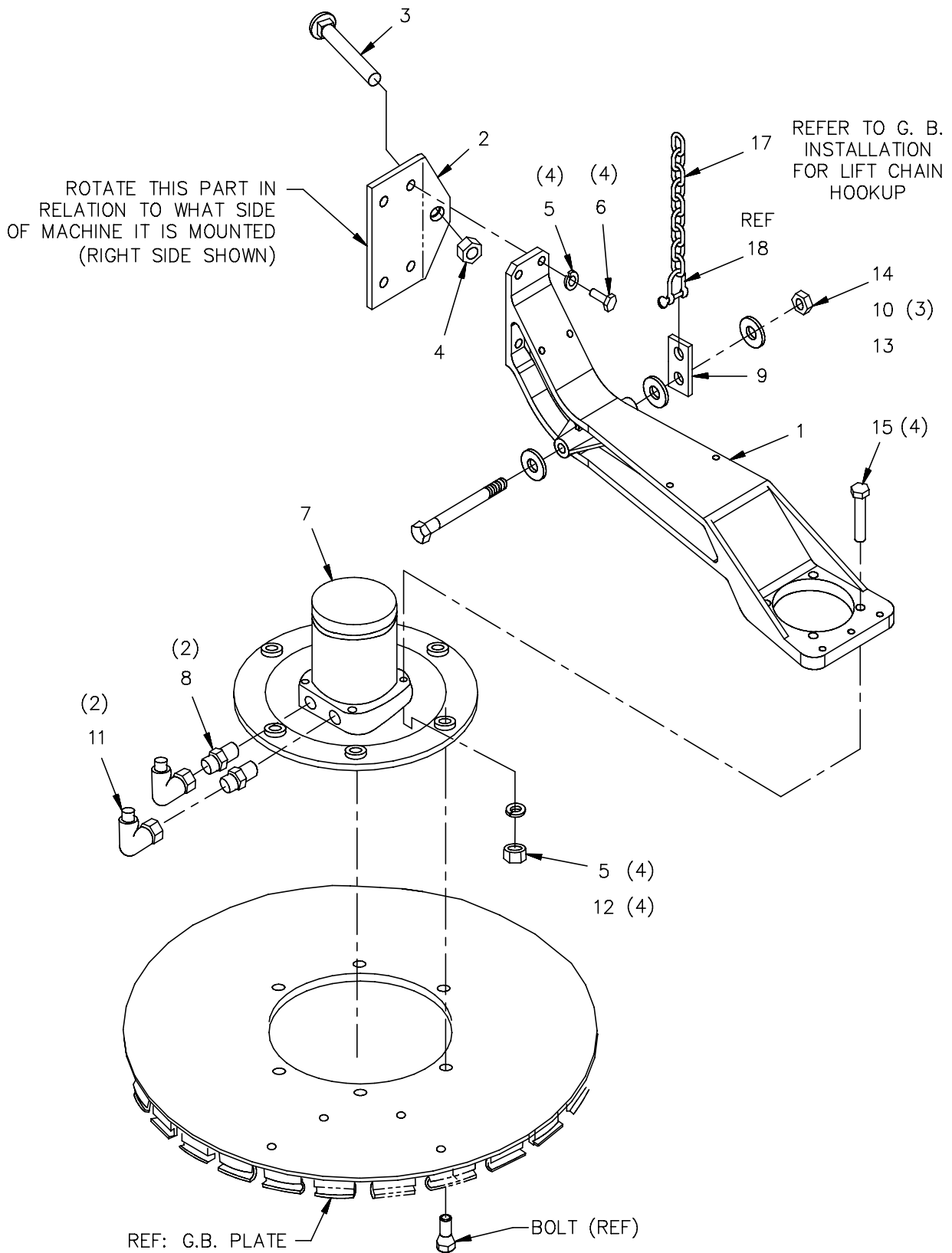
② TENSION BOLTS ENOUGH TO ALLOW GUTTER BROOM TO PIVOT FREELY.

① POSITION ADJUSTMENT PIN ITEM 2, IN MIDDLE POSITION AS SHOWN FOR SHIPPING.

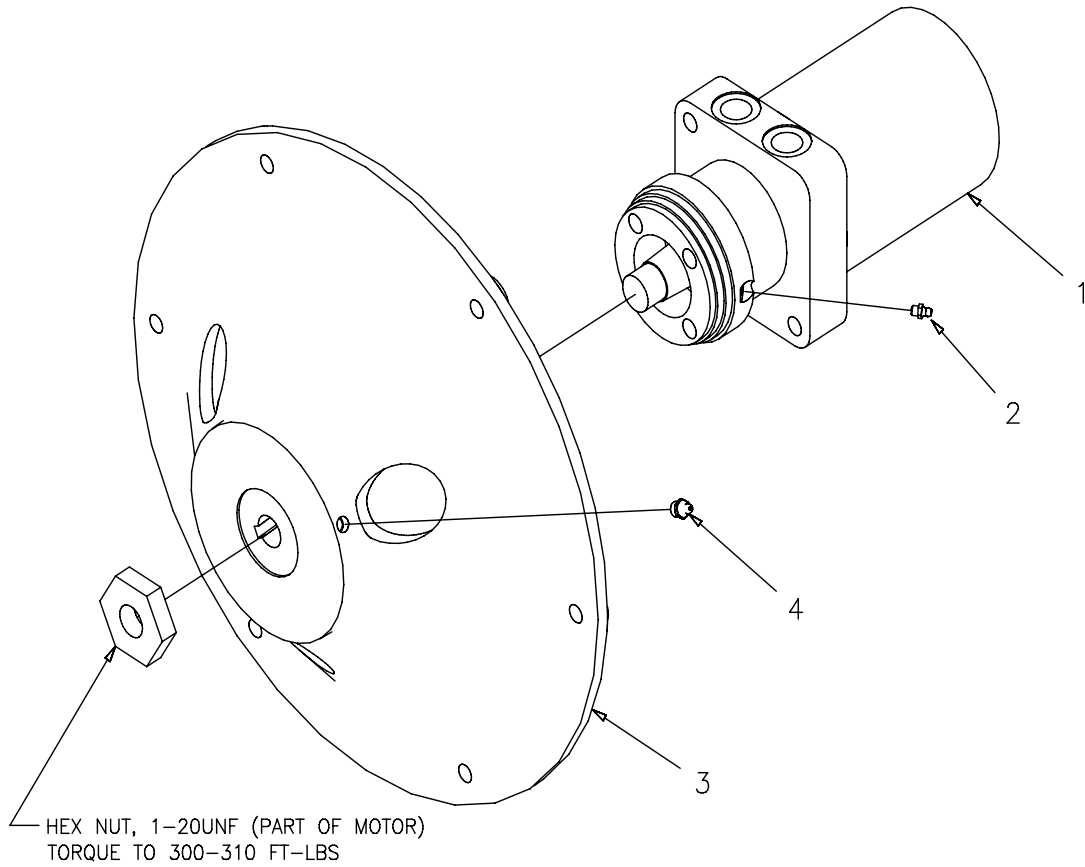
NOTES, UNLESS OTHERWISE SPECIFIED;

<u>Item Pt No.</u>	<u>Description</u>	<u>Qty</u>
- 319145	<b>Gutter Broom Lift Shaft Assy F</b>	<b>REF</b>
1	301523 Angle Wld	1
2	301763 Chain Assy	-
3	308007 Spacer	1
4	327670 Shaft - Stainless Steel	1
5	309038 Pivot Mounting Weldment	1
6	035137 Zerk Fitting 90 Deg 1/4-28	1
7	300285 Bushing-Ball	2
8	300234 Wiper Ring	2
9	300235 Housing Wiper	2
10	300284 Retaining Ring, Int N5000-237	2
11	300003 Bumper	2
12	305207 Bearing, Pb W/Lock Collar	2
13	033232 Scr-Hx Hd Cap,1/2-13X3-1/2 PI	2
14	023687 Washer Flat Sae Plated 1/2	4
15	030595 Washer Flat Uss Plated 1/2	4
16	030592 Washer- Loc, Splt Pltd 1/2 Gr8	2
17	030596 Nut- Plated, 1/2-13	2
18	033145 Scr- Hx Hd Pltd 1/4-20X3/4 Gr8	2
19	317644 Plate,Rub-Gb Stop	1
20	303592 Spacer G B Arm	2
21	035136 Zerk Fitting 1/4-28	2
22	305400 Scr-Hx Hd,Plt,1/2-13X2-1/2 Gr8	2
23	035605 Washer Flat Uss Plated 1/4	2
24	030643 Washer- Loc Split Pltd 1/4 Gr8	2

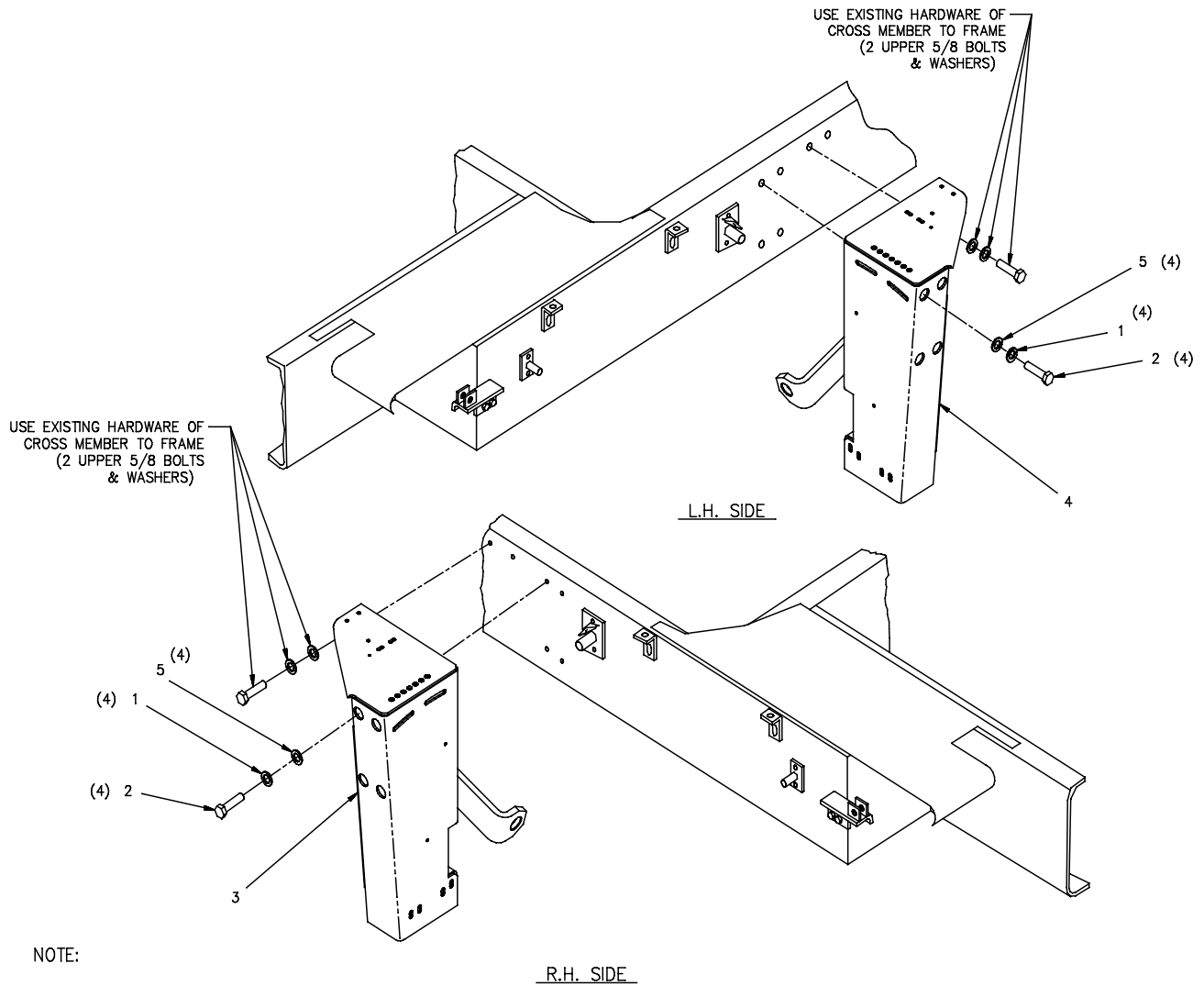




Item	Pt No.	Description	Qty	Item	Pt No.	Description	Qty
-	<b>323742</b>	<b>Gutter Broom Arm Assembly</b>	<b>G Ref</b>	18	180437	D-Shackle, 5/16 Round Pin	-
1	307152	Gutter Broom Arm	1				
2	317646	Stop Wldmt - Gutter Broom	1				
3	317649	Bolt, Carr, Plt, 3/4 - 10x6 F/T Gr8	1				
4	030426	Nut - Plated, 3/4 - 10	1				
5	030592	Washer - Loc, Splt Pltd 1/2 Gr8	8				
6	030752	Scr - Hx Hd 1/2 - 13 X 2 - 1/4 Gr8	4				
7	323513	Gb Dish And Motor Assy	1				
8	204272	Conn, Mb - Mj - 10	2				
9	319878	G/B Lift Link	1				
10	030595	Washer Flat Uss Plated 1/2	3				
11	251975	Elbow Mj - Fjx90 - 10	2				
12	030596	Nut - Plated, 1/2 - 13	4				
13	310205	Scr - Hx Hd Cap, 1/2 - 13x8 Gr8	1				
14	034599	Nut - Nyl Insert, Plated, 1/2 - 13	1				
15	18004-45	Scr - Hx Hd, 1/2 - 13x3 - 1/4	4				
17	896636030	Chain, 1/4 Hi Carbon 30 Links	1				



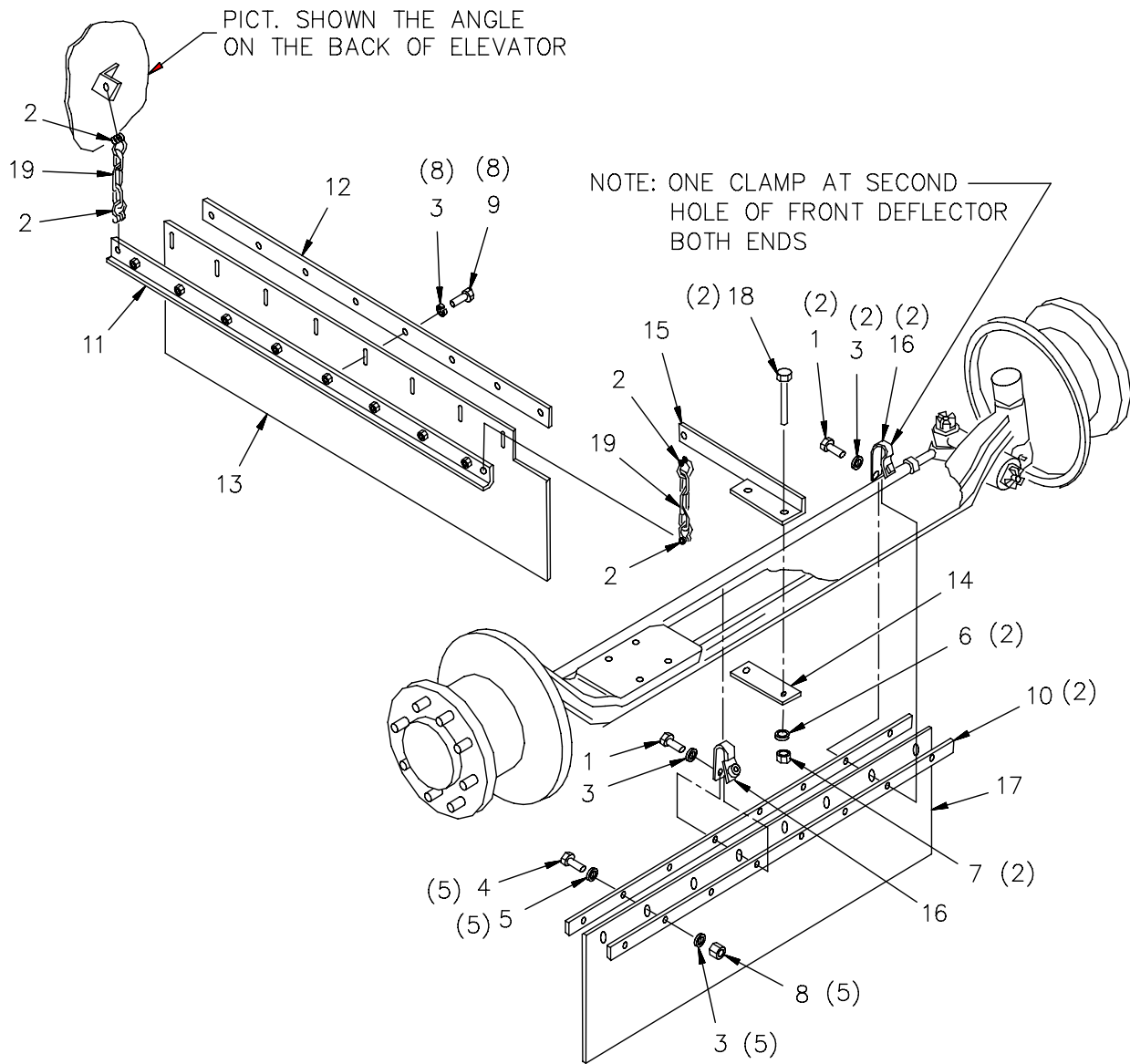
Item	Pt No.	Description	Qty
-	323513	Gutter Broom Motor Assembly	F Ref
1	323533	Motor Assy, G.B.	1
2	024190	Zerk Fitting- 1/4-28	1
3	323721	G.B. Dish Machined	1
4	030287	Zerk, Tapered 1/8 Npt (#1610)	1



NOTE:

1. TIGHTEN SIX 5/8 BOLTS EACH SIDE TO 165 FT. LBS. OF TORQUE.

Item	Pt No.	Description	Qty	Item	Pt No.	Description	Qty
-	317399	Gutter Broom Support Instl	B Ref	4	317441	Support Wldmt-GB, LH	1
1	031146	Washer-lock, Split, Pltd, 5/8	8	5	030558	Washer-flat, Uss, Plated, 5/8	8
2	031457	Scr-hx Hd, Pltd, 5/8-11x1-1/2	8				
3	317439	Support Wldmt-gb, Rh	1				



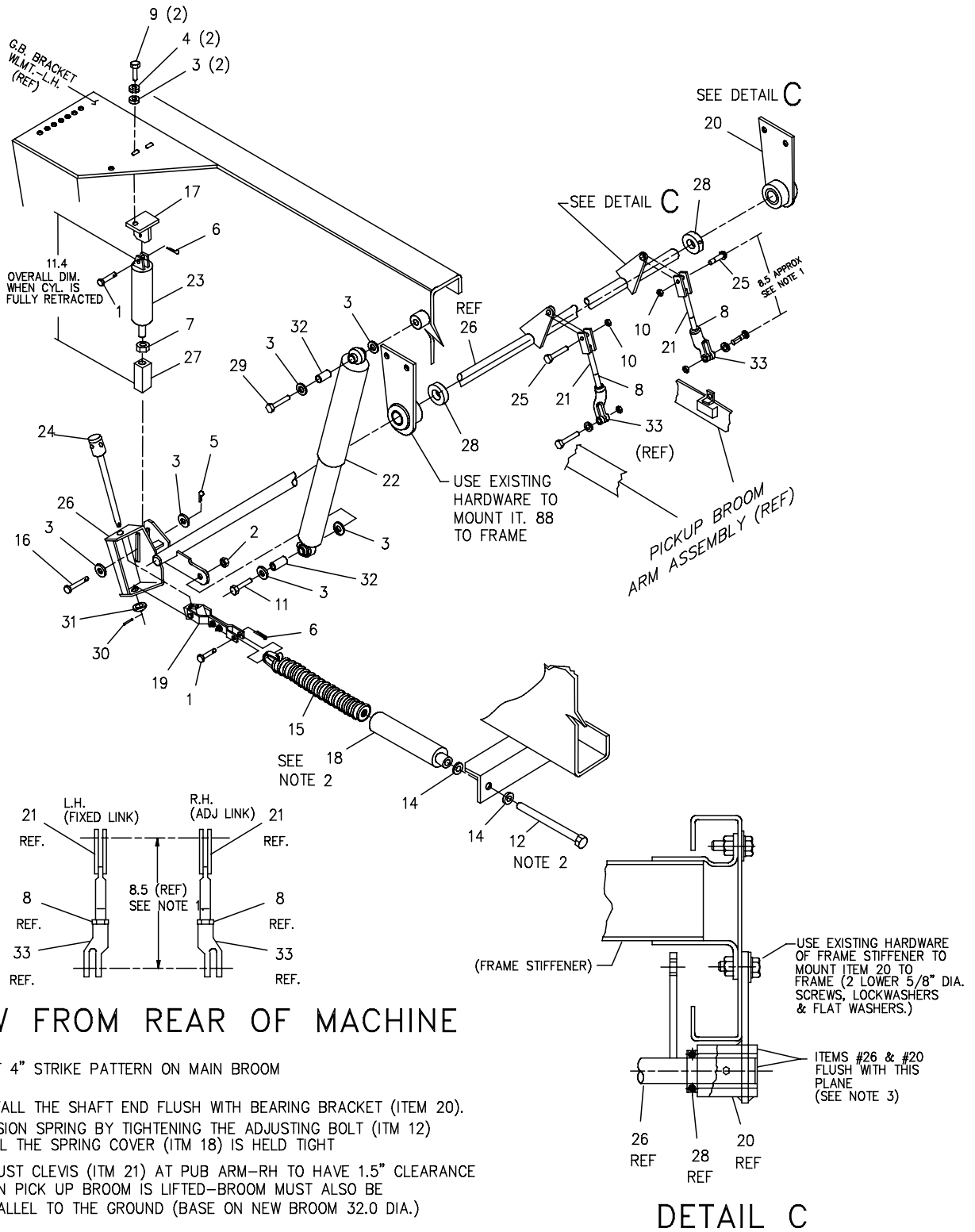
1. SET RUBBER FLAT (ITEMS 13 & 17) TO OBTAIN  
.12 MAX GROUND CLEARANCE.

NOTES:



Item Pt No.	Description	Qty
- 317398	<b>Gutter Broom Deflector Instl D REF</b>	
1	023087 Screw- HX HD PLD 5/16-18 X 1½	3
2	317578 Shackle, 1/4, W/ 5/16 Round Pin	4
3	030373 Washer- Lock Split Pltd 5/16 GR8	16
4	030483 Screw - HXHD PLTD 5/16-18X¾ GR8	5
5	030489 Washer Flat USS Pltd 5/16	5
6	030592 Washer- Lock, Split Pltd ½ GR8	2
7	030596 Nut- Pltd, ½-13	2
8	030617 Nut- Pltd 5/16-18	5
9	031434 Screw- HX HD Pltd 5/16-18X1¼	8
10	204514 Rectangle	2
11	304609 Angle Weld	1
12	304610 Rectangle	1
13	304611 Flap-Defl	1
14	304613 Rectangle	1
15	304614 Plate Weld	1
16	304621 Clamp Weld	3
17	307131 Flap	1
18	308848 Screw-HX HD CAP, ½-13X6-½ GR8	2
19	896663004 Chain - ¼" X 3 Links	2
20	319878 Gutter Broom Lift Link	2

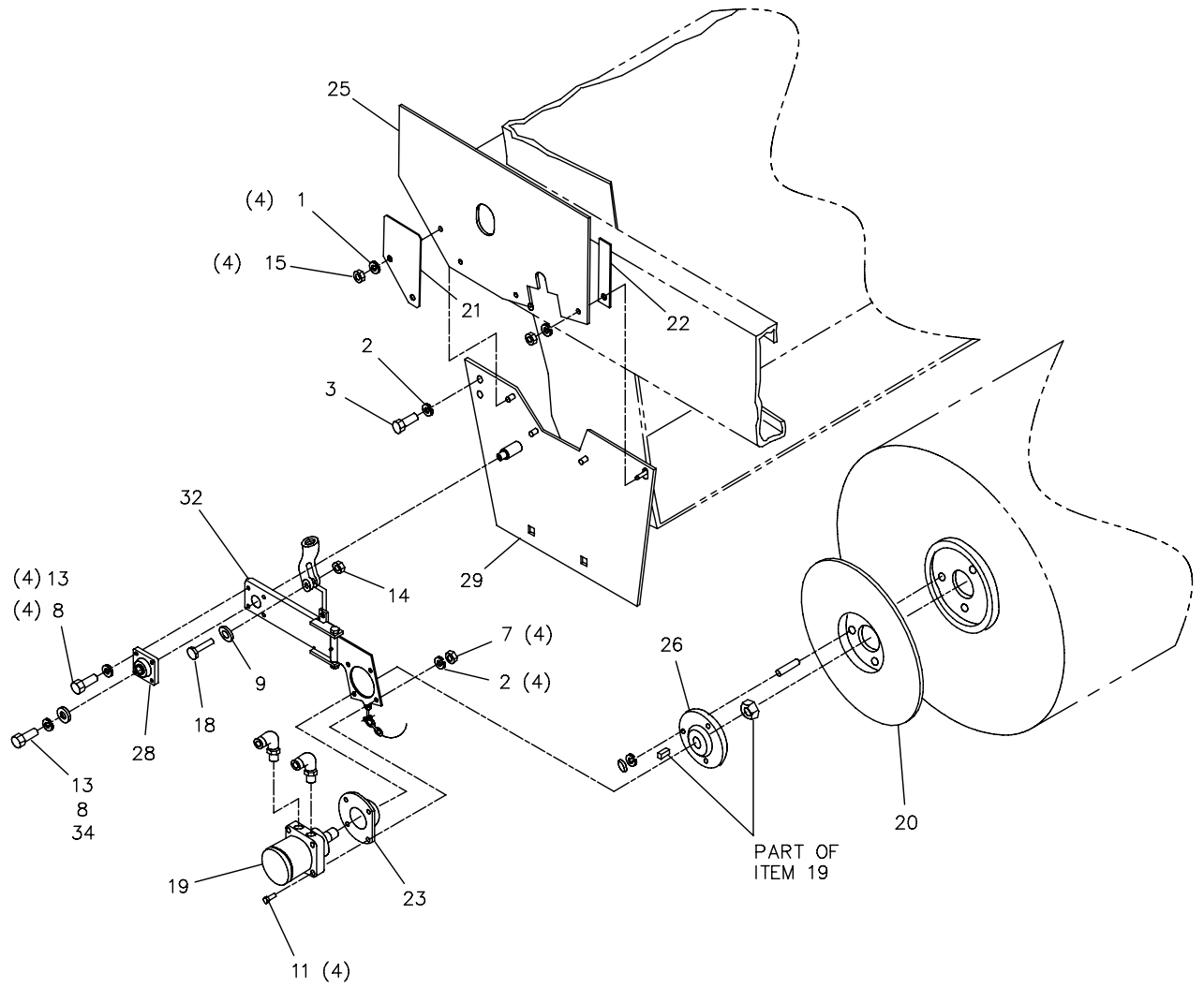
Item Pt No.	Description	Qty
-------------	-------------	-----

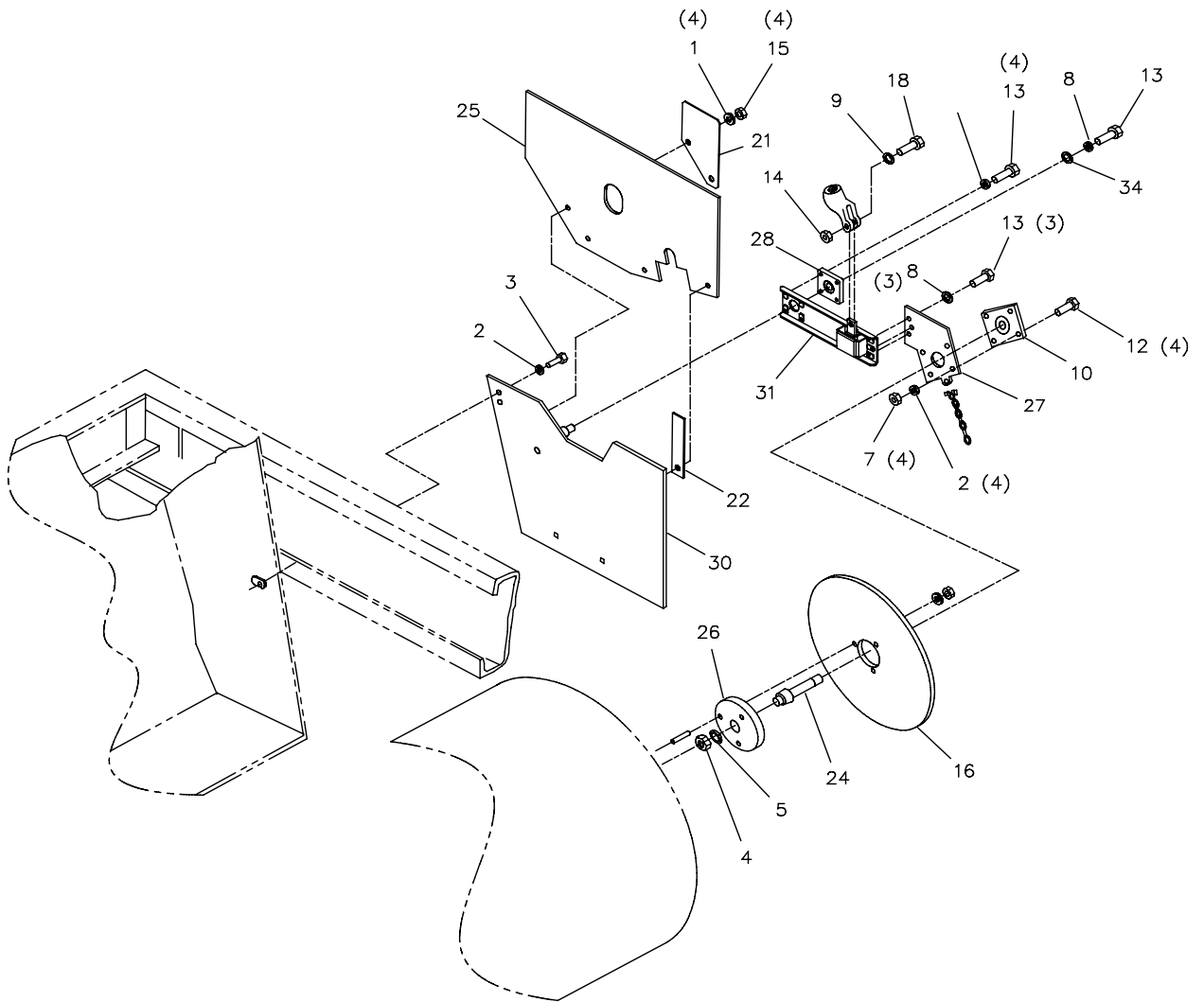


Item Pt No.	Description	Qty	Item Pt No.	Description	Qty
-	<b>317785 Pick Up Broom Lift</b>	<b>2E REF</b>			
-	890627 Grease Molub #2 1.00000	-			
1	024155 Pin Clevis, 1/2 X 1 1/4 Plain	2			
2	030470 Nut, Conelock, Pltd, 5/8-18	1			
3	030558 Washer Flat Uss Plated 5/8	6			
4	030605 Washer- Loc, Split, Pltd, 3/8 Gr8	2			
5	030660 Pin- Cotter 1/8 X 1 1-4 Pltd	1			
6	031495 Pin- Cotter Plated 1/8 X 1	2			
7	032018 Nut- Jam Plated 3/4-10	1			
8	032945 Nut- Jam Plated 5/8-18	2			
9	033139 Scr- Hxhd Plt 3/8-16X1-1/4 Gr8	2			
10	035270 Nut-Nyl Insert, Plated, 7/16-14	2			
11	039445 Scr-Hx Hd, Pltd, 5/8-18X3 Gr8	1			
12	070526 Scr-Hx Hd, 3/4-10X9-1/2 Gr8 F/T	1			
13	031146 Washer- Loc Split Pltd 5/8	1			
14	210750 Washer Spherical	2			
15	212786 Spring Assy-Float	1			
16	300303 Pin-Clevis, 5/8 X 2-1/2	1			
17	354975 Bracket, Pub Cylinder - Wldmt	1			
18	303261 Spring Cover Wld	1			
19	303321 Conn Link Assy (A/L)	1			
20	304175 Brg & Brkt Assy Rh	1			
21	305086 Link-Lift Wld-Mach	2			
22	308460 Shock Absorber	1			
23	308593 Cyl. Pub Lift	1			
24	309016 Rod-Threaded, Pub Adjustment	1			
25	309262 Scr-Cap, Special, 7/16-14 X 1.62	2			
26	309350 Shaft Weldment - Pub Lift	1			
27	314362 Knuckle	1			
28	351166 Spacer - Pub	2			
29	327655 Scr-Hx Hd, Plt, 5/8-18 X 5 Gr8	1			
30	651406 Pin-Roll, 3/16 X 1-3/8	1			
31	550691 Round	1			
32	302499 Sleeve	2			
33	305046 Clevis-Mach	2			
34	030557 Washer Flat Uss Plated 3/8	2			

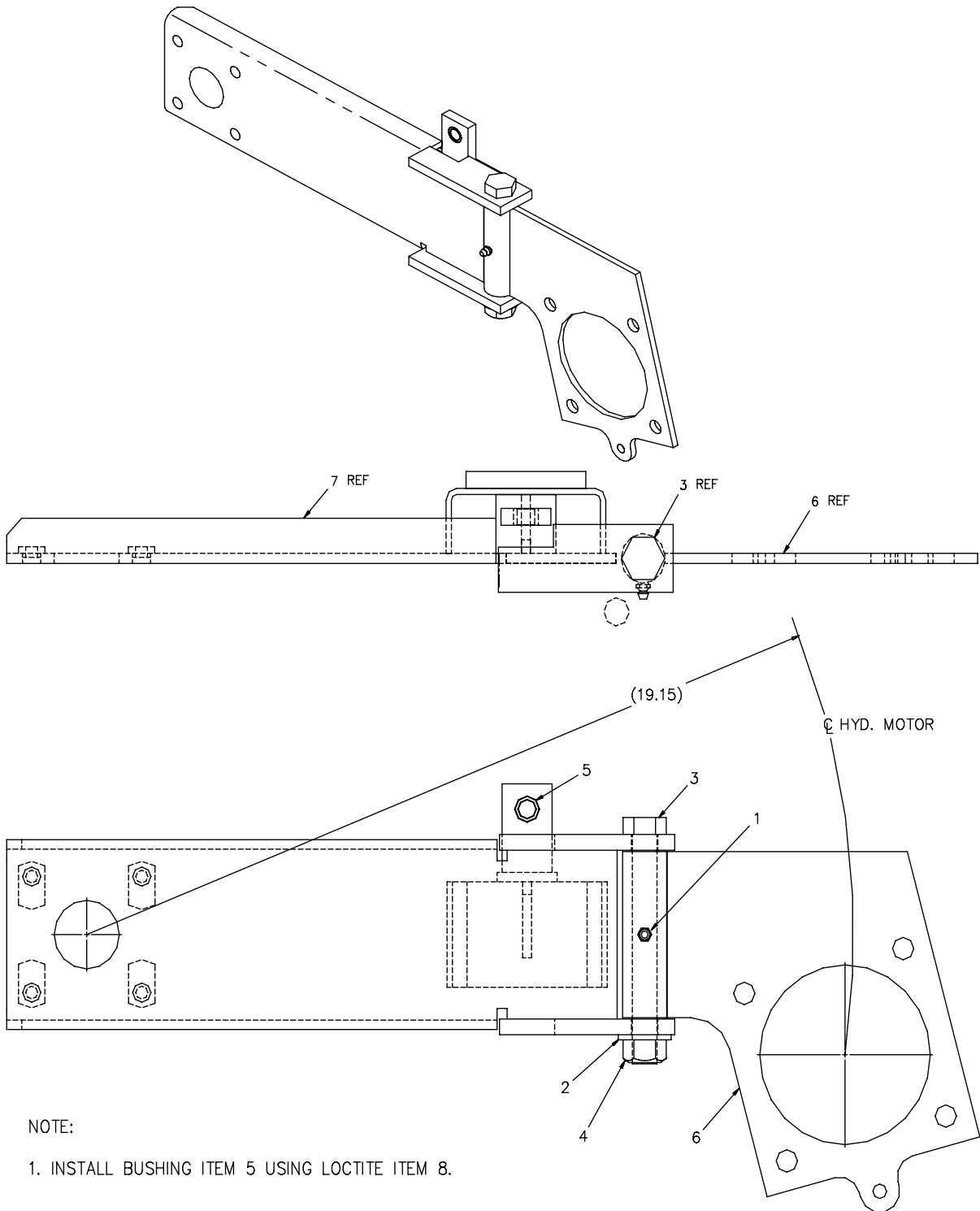


This page intentionally left blank





Item Pt No.	Description	Qty	Item Pt No.	Description	Qty
-	<b>A317787 Pub Arm Assembly</b>	<b>*K REF</b>			
1	030557 Washer Flat Uss Plated 3/8	8			
2	030592 Washer- Loc, Splt Pltd 1/2 Gr8	12			
3	030636 Scr- Hx Hd Pltd 1/2-13 X 1	4			
4	032566 Nut- Plated 1-14	1			
5	033390 Washer- Loc Split 1" Medium	1			
6	036408 Pin-Cotter,Plated,1/8 X 1-3/4	1			
7	030596 Nut- Plated, 1/2-13	8			
8	030605 Washer- Loc,Split,Pltd,3/8 Gr8	12			
9	031506 Washer Flat Uss Plated 7/16	2			
10	032032 Brg- Flng 4 Bolt 1.5 Id	1			
11	305400 Scr-Hx Hd,Plt,1/2-13X2-1/2 Gr8	4			
12	033151 Scr- Hx Hd 1/2-13 X 1-1/2 Gr8	4			
13	034423 Scr-Hx Hd,3/8-16X1 Gr8	10			
14	035270 Nut-Nyl Insert, Plated,7/16-14	2			
15	046828 Nut-Lock,Plated,3/8-16	8			
16	303504 End Plate	1			
17	305302 Nut-Slotted,Heavy Plated,1-14	1			
18	309262 Scr-Cap,Special,7/16-14 X 1.62	2			
19	309291 Pub Motor	1			
20	312745 Fiber Guard Weldment	1			
21	326480 Deflector, Splash Guard	2			
22	354892 Strap, Support	2			
23	327076 Pub Guard Weldment	1			
24	350052 Shaft P.U.B. Drive Core	1			
25	354889 Guard, Splash	2			
26	350902 Hub Machining	1			
27	350867 Plate Bearing Mounting - Rh	1			
28	352391 Flange Bearing-1" Shaft	2			
29	352403 Side Plate Wldmt-Lh	1			
30	352404 Side Plate Wldmt-Rh	1			
31	352406 Pub Arm & Bushing Assy-Rh	1			
32	352410 Pub Arm Assy-Lh (A/L)	1			
33	520628 Washer Flat 1.03 Id/1.75 Od	1			
34	901300 Washer	2			
35	032523 Nut- Jam Plated 1/2-13	-			
36	030595 Washer Flat Uss Plated 1/2	-			
37	304864 Stud-Special	-			
40	327078 Hub-Pub, Machined	1			



NOTE:

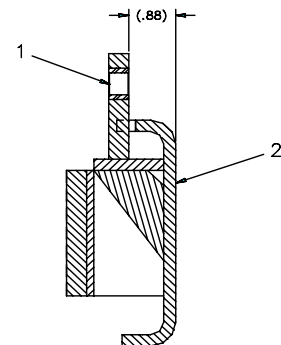
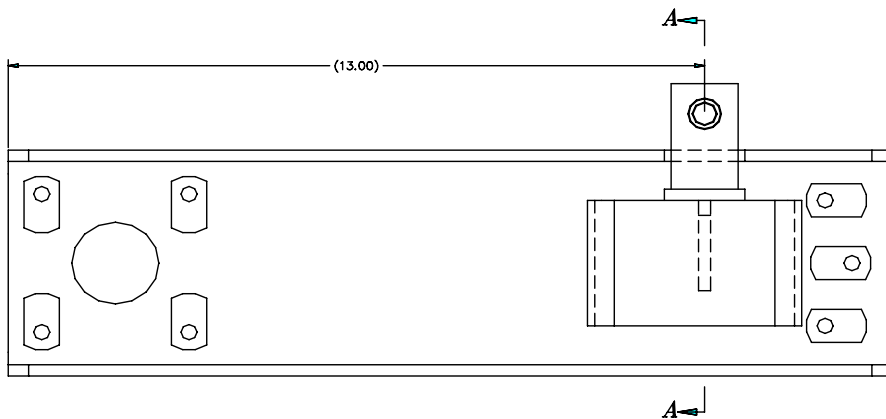
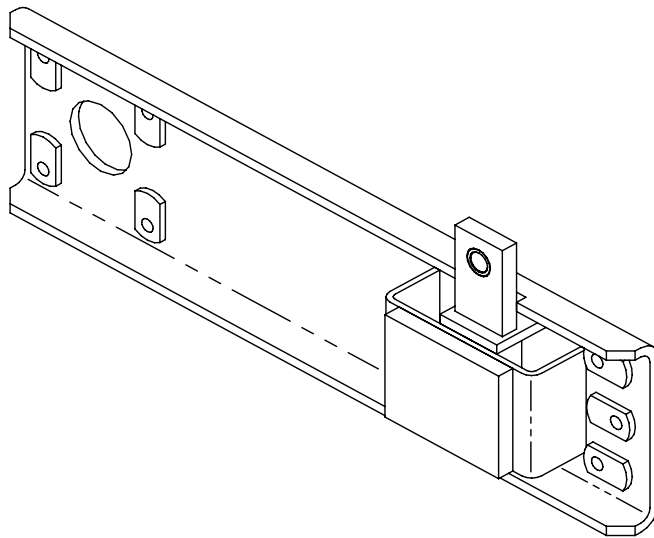
1. INSTALL BUSHING ITEM 5 USING LOCTITE ITEM 8.

---

<b>Item</b>	<b>Pt No.</b>	<b>Description</b>	<b>Qty</b>
-	<b>352410</b>	<b>Pickup Broom Arm LH</b>	- <b>Ref</b>
1	035136	Zerk Fitting 1/4-28	1
2	035561	Washer Flat Sae Pltd 5/8 Gr8	2
3	327690	Bolt, Hex Head 5/8"- 11x6"(Gr.8yz)	1
4	303051	Nut-lock,5/8-11 Gr C	1
5	303463	Bushing-press Fit	1
6	311894	Front Arm Machining	A 1
7	352409	Pub Arm Wldmt-lh	B 1
8	896024	Loctite 609 1.00000	0



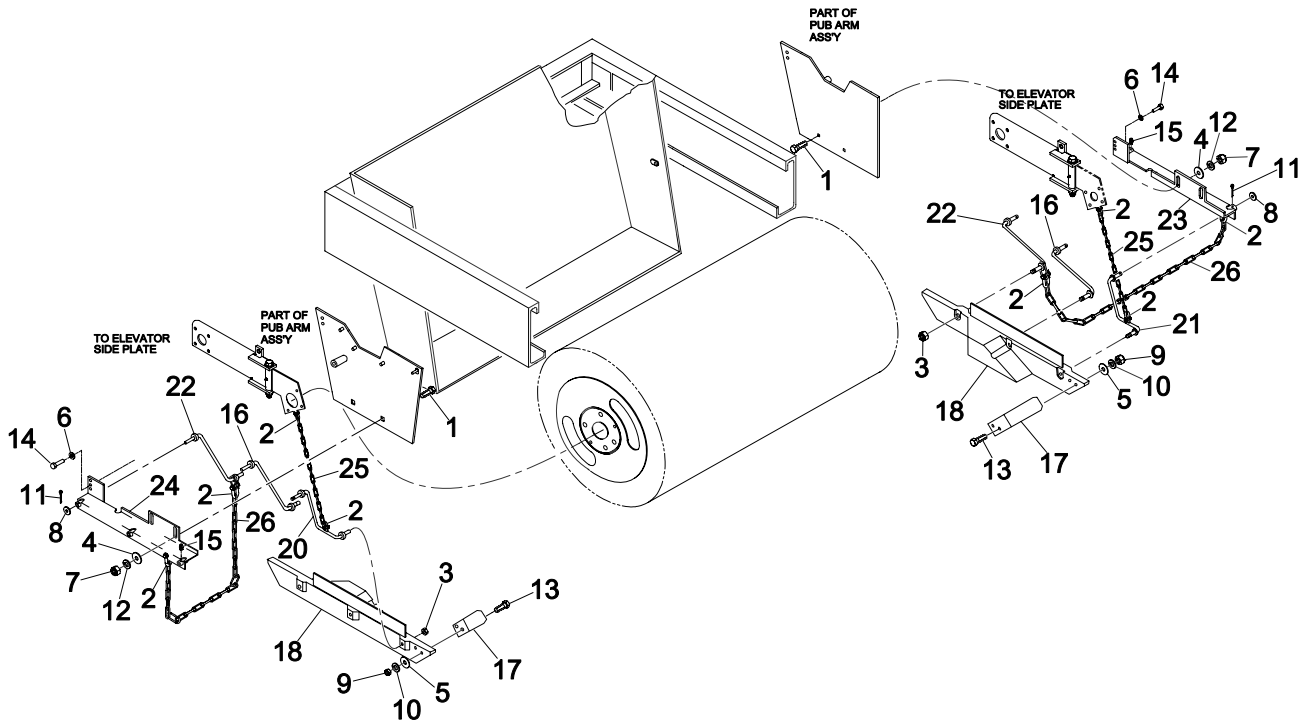
This page intentionally left blank



Item	Pt No.	Description	Qty
-	352406	Pickup Broom Arm RH	- Ref
1	303463	Bushing—press Fit	1
2	352405	Pub Arm Wldmt—rh	A 1
3	896024	Loctite 609 (Not Shown)	0

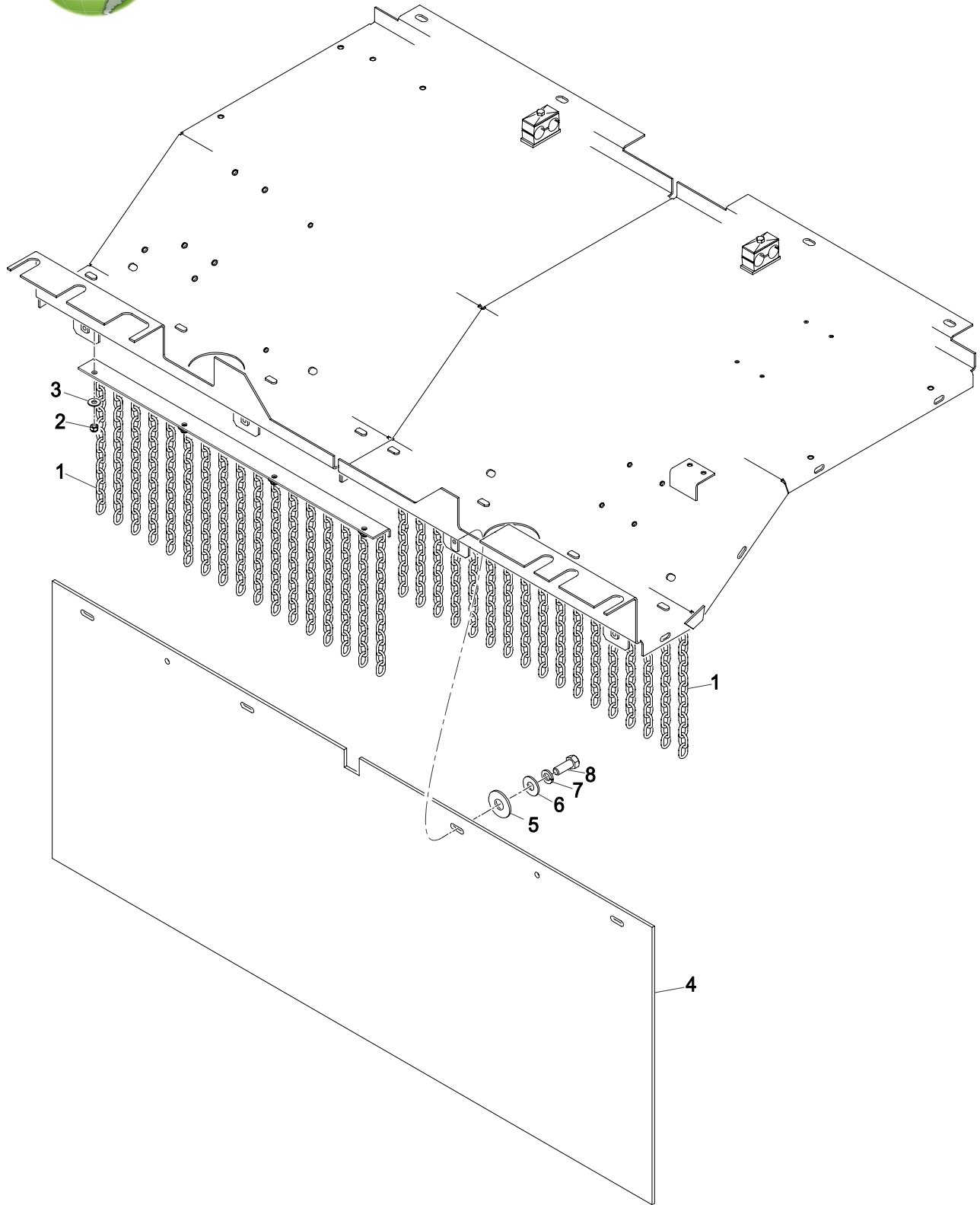






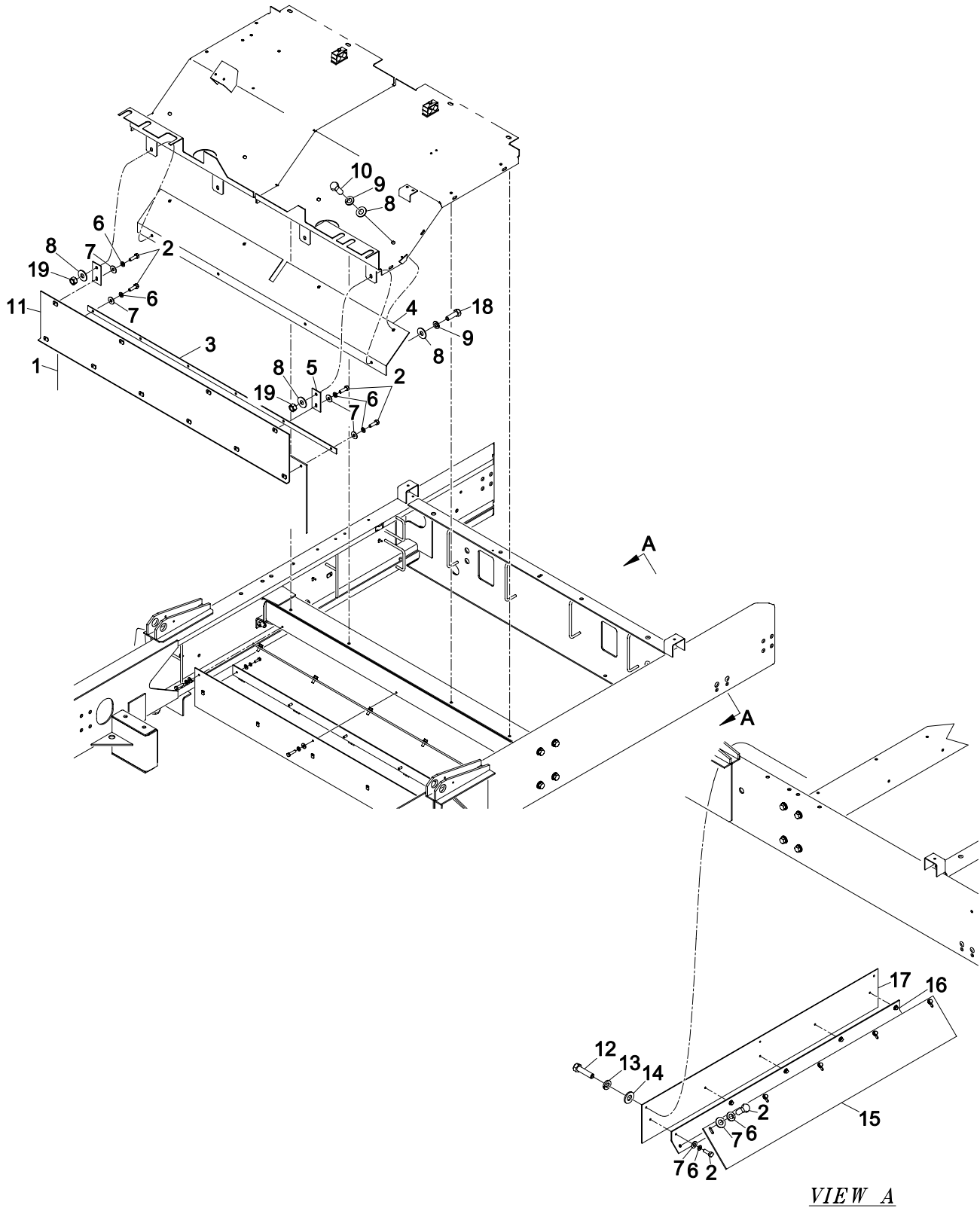


<u>Item Pt No.</u>	<u>Description</u>	<u>Qty</u>	
- 317788	<b>Dirt Shoe Assembly</b>		<b>*E REF</b>
1	023439 Bolt- Carr 7/16-14 X 1 1/4	4	
2	030264 Shackle,1/4, W/ 5/16 Screw Pin	8	
3	030470 Nut- Lock, Plated, 5/8-18	6	
4	030499 Washer- Loc,Split,Blk,7/16 Gr8	4	
5	030557 Washer Flat Uss Plated 3/8	4	
6	030592 Washer- Loc, Splt Pltd 1/2 Gr8	2	
7	030594 Nut- Plated, 7/16-14 Gr8	4	
8	035561 Washer Flat Sae Pltd 5/8 Gr8	6	
9	030599 Nut- Plated, 3/8-16 Gr8	4	
10	030605 Washer- Loc,Split,Pltd,3/8 Gr8	4	
11	031296 Pin- Cotter, 3/16 X 1-1/2	6	
12	031506 Washer Flat Uss Plated 7/16	4	
13	033146 Scr- Hx Hd Pltd 3/8-16 X 2	4	
14	033151 Scr- Hx Hd 1/2-13 X 1-1/2 Gr8	2	
15	035136 Zerk Fitting 1/4-28	6	
16	301247 Pivot Rod Wld	2	
17	301300 Deflector	2	
18	324794 Dirt Shoe Option	1	
20	303337 Pivot Rod Wldmt Lh	1	
21	30333701 Pivot Rod Wldmt Rh	1	
22	304368 Pivot Rod Wld	2	
23	301297 Supt Brkt Wld Rh	1	
24	301298 Supt Brkt Wld - Lh	1	
25	890919012 Chain #2/O, 12 Links	2	
26	890919015 Chain #2/O, 15 Links	2	

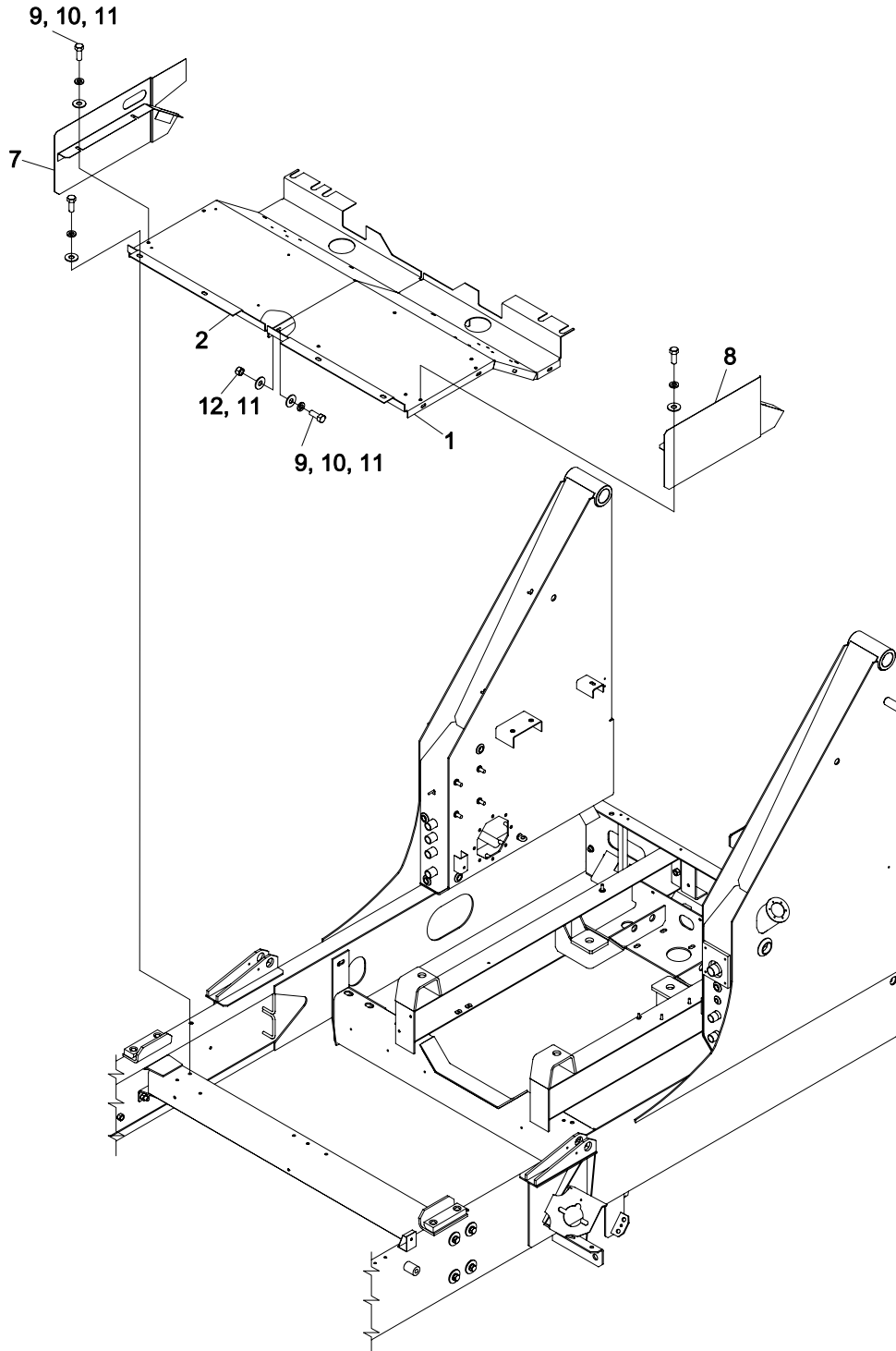


---

<u>Item Pt No.</u>	<u>Description</u>	<u>Qty</u>	<u>Item Pt No.</u>	<u>Description</u>	<u>Qty</u>
- 325740	<b>Chain Curtain Installation B</b>	<b>REF</b>			
1	327100 Chain Curtain Weldment	2			
2	023559 Nut Lock, Nylon Insert, 5/16-18	8			
3	030489 Washer, Flat, USS Plated 5/16	8			
4	353013 Flap - Deflector Pub	1			
5	030595 Washer, Flat, USS, Plated, 1/2	4			
6	030557 Washer, Flat, USS, 3/8	4			
7	030605 Washer, Lock, Split, 3/8	4			
8	034423 Screw Hex Hd, 3/8-16x1 GR8	4			



Item Pt No.	Description	Qty
- 326971	<b>Pub Flap Install - PM10</b>	<b>B REF</b>
1	323131 Flap, P.U.B. Rubber	1
2	031433 Screw Hex Hd Pltd 5/16-18 x 1 Gr8	15
3	323132 Strip, Retainer - P.U.B. Flap	1
4	323135 Bracket Wldmt - P.U.B. Flap	1
5	323116 Plate	4
6	030373 Washer-Lock Split Plt 5/16 Gr8	15
7	030489 Washer Flat USS Plated 5/16	10
8	030557 Washer, Flat USS Plated 3/8	22
9	030605 Washer, Lock, Split, Pltd, 3/8 GR8	13
10	034423 Screw Hex Hd, 3/8-16x1 GR8	9
11	323136 Mount Wldmt, P.U.B. Flap	1
12	033125 Screw Hex Hd Pltd ¼-20 x 1 GR8	3
13	030643 Washer, Lock, Split Pltd ¼ GR8	3
14	609606 Washer Flat SAE Pltd ¼	3
15	321741 Deflector-Rubber	1
16	321739 Angle,Wldmt, Dirt Deflector	1
17	321740 Plate, Wldmt Dirt Deflector	1
18	033139 Scr Hx HD PLT 3/8-16-x 1 ¼ GR8	4
19	030599 Nut - Plated, 3/8-16 GR8	4



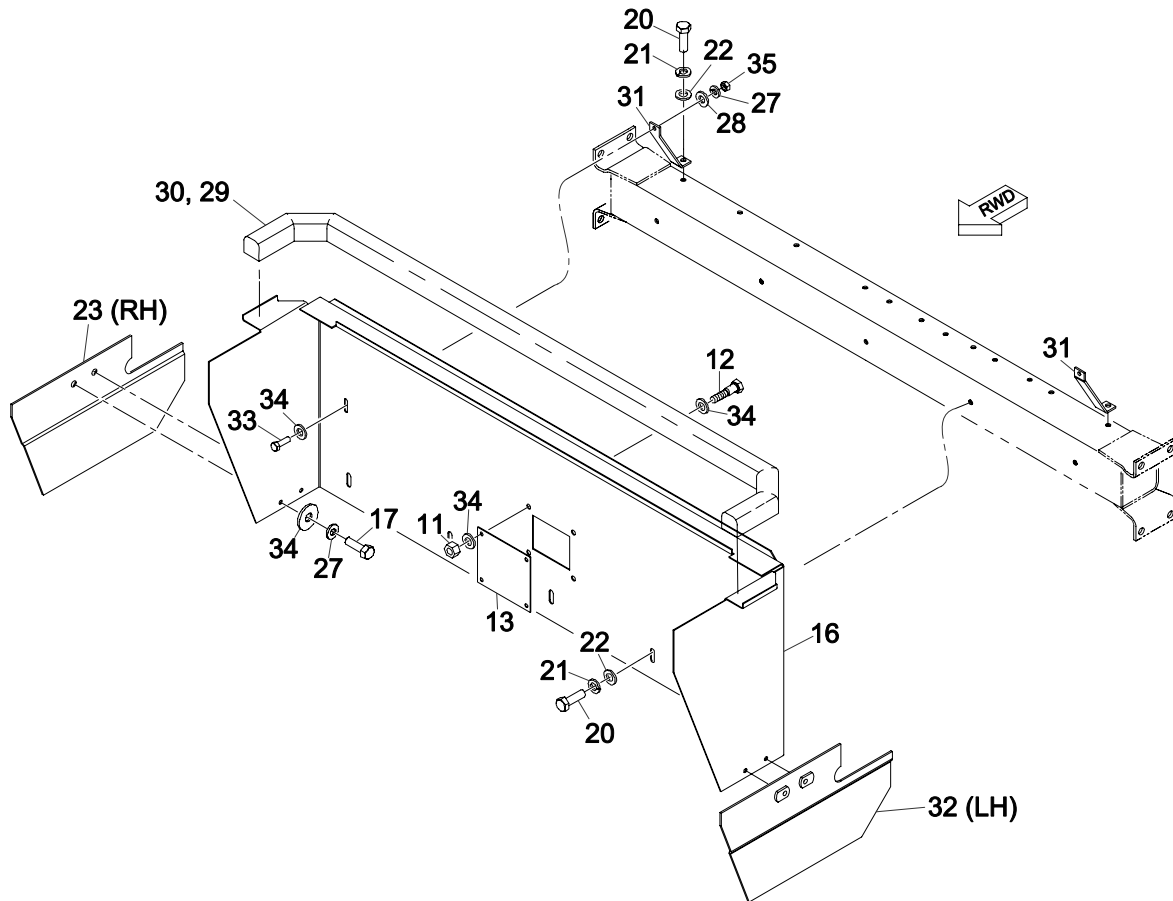


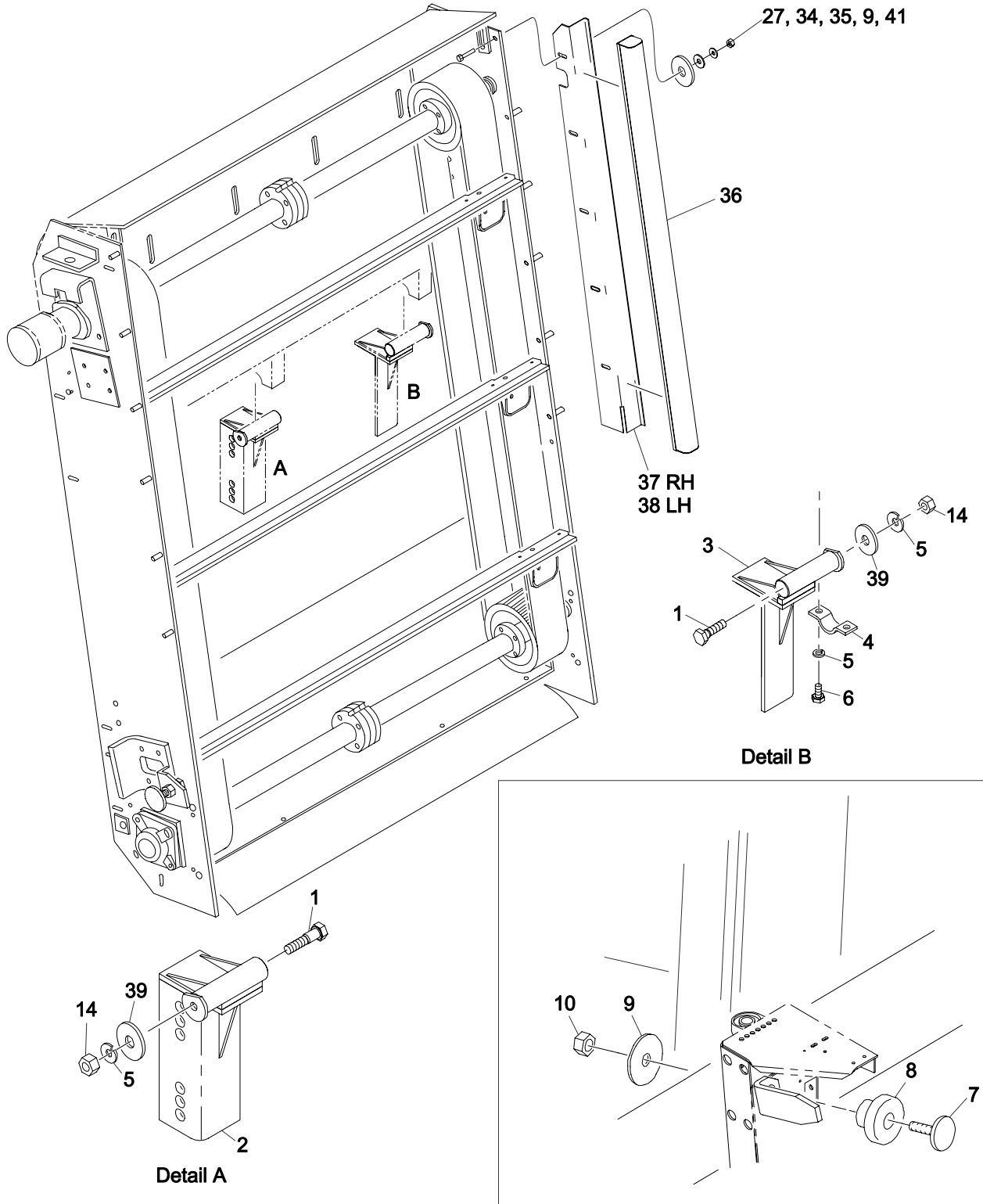
---

<u>Item Pt No.</u>	<u>Description</u>	<u>Qty</u>	<u>Item Pt No.</u>	<u>Description</u>	<u>Qty</u>
-	<b>A322184 Pub Cover Installation</b>	<b>F</b>	<b>REF</b>		
1	326320 Pub Cover Weldment, Lh	1			
2	326321 Pub Cover Weldment, Rh	1			
7	352627 Side Shield Widmt-Rh	1			
8	353650 Side Shield Widmt-Lh	1			
9	034423 Scr-Hx Hd,3/8-16X1 Gr8	12			
10	030605 Washer- Loc,Split,Pltd,3/8 Gr8	12			
11	030557 Washer Flat Uss Plated 3/8	16			
12	030599 Nut- Plated, 3/8-16 Gr8	4			



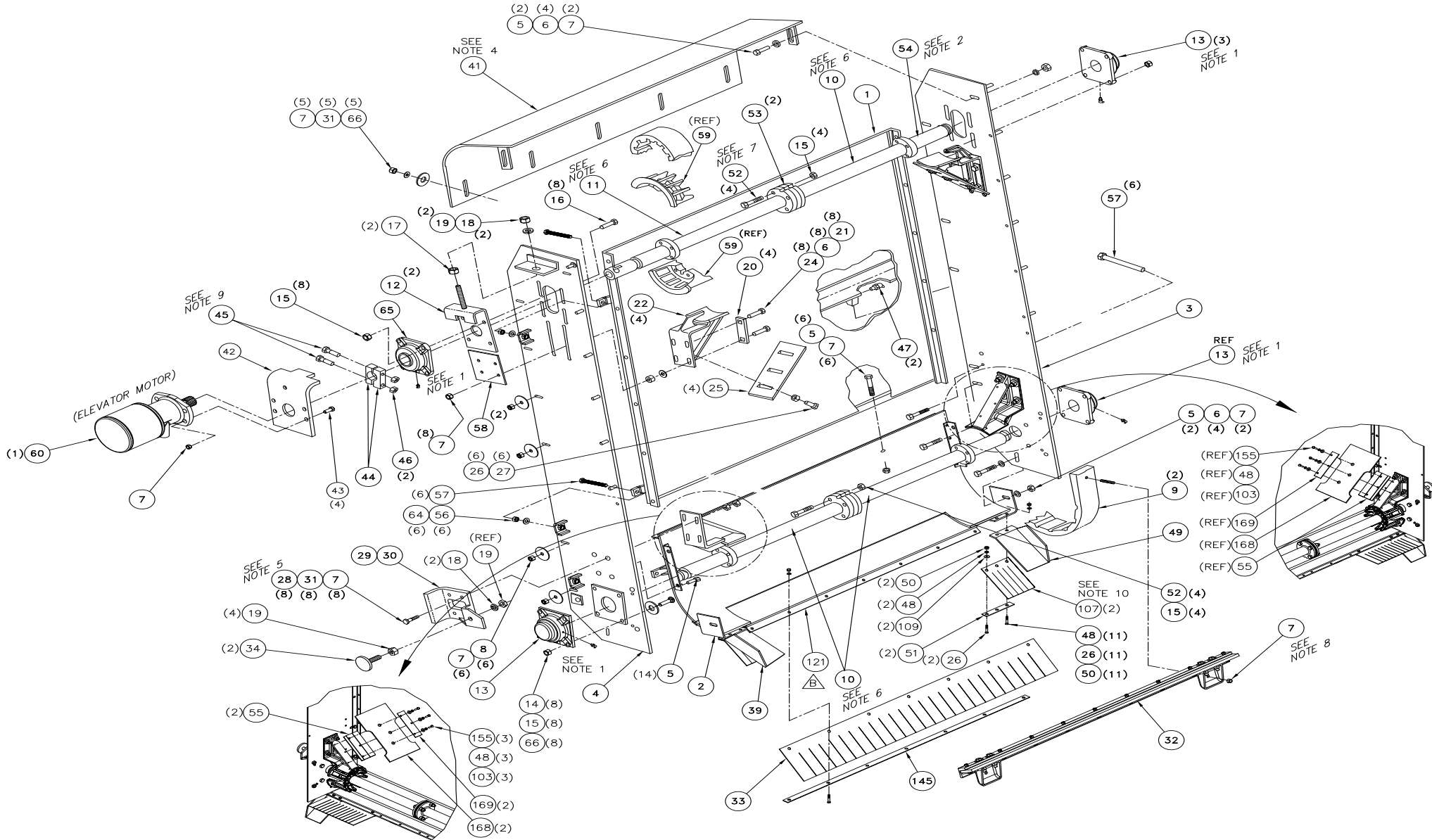
This page intentionally left blank

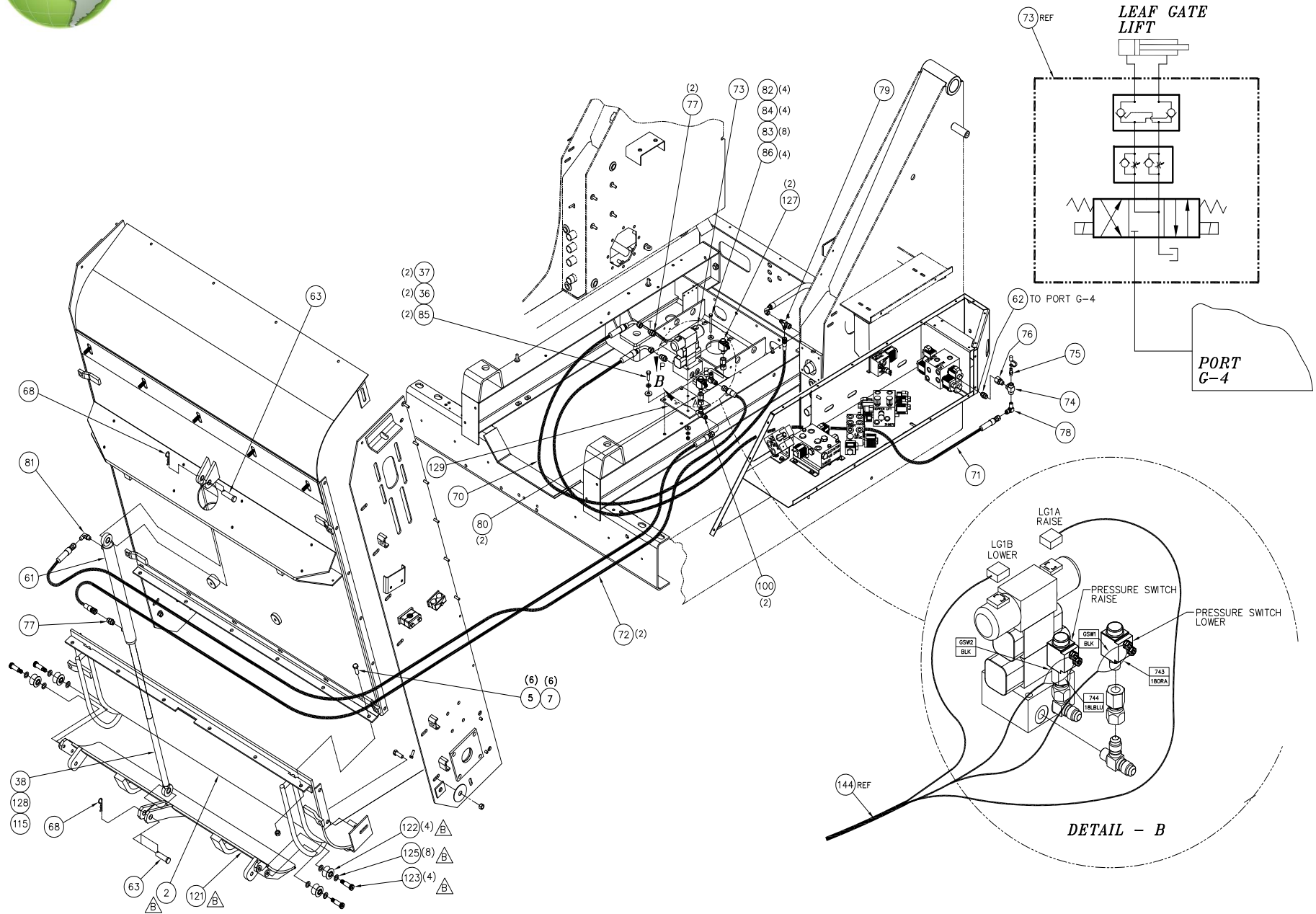


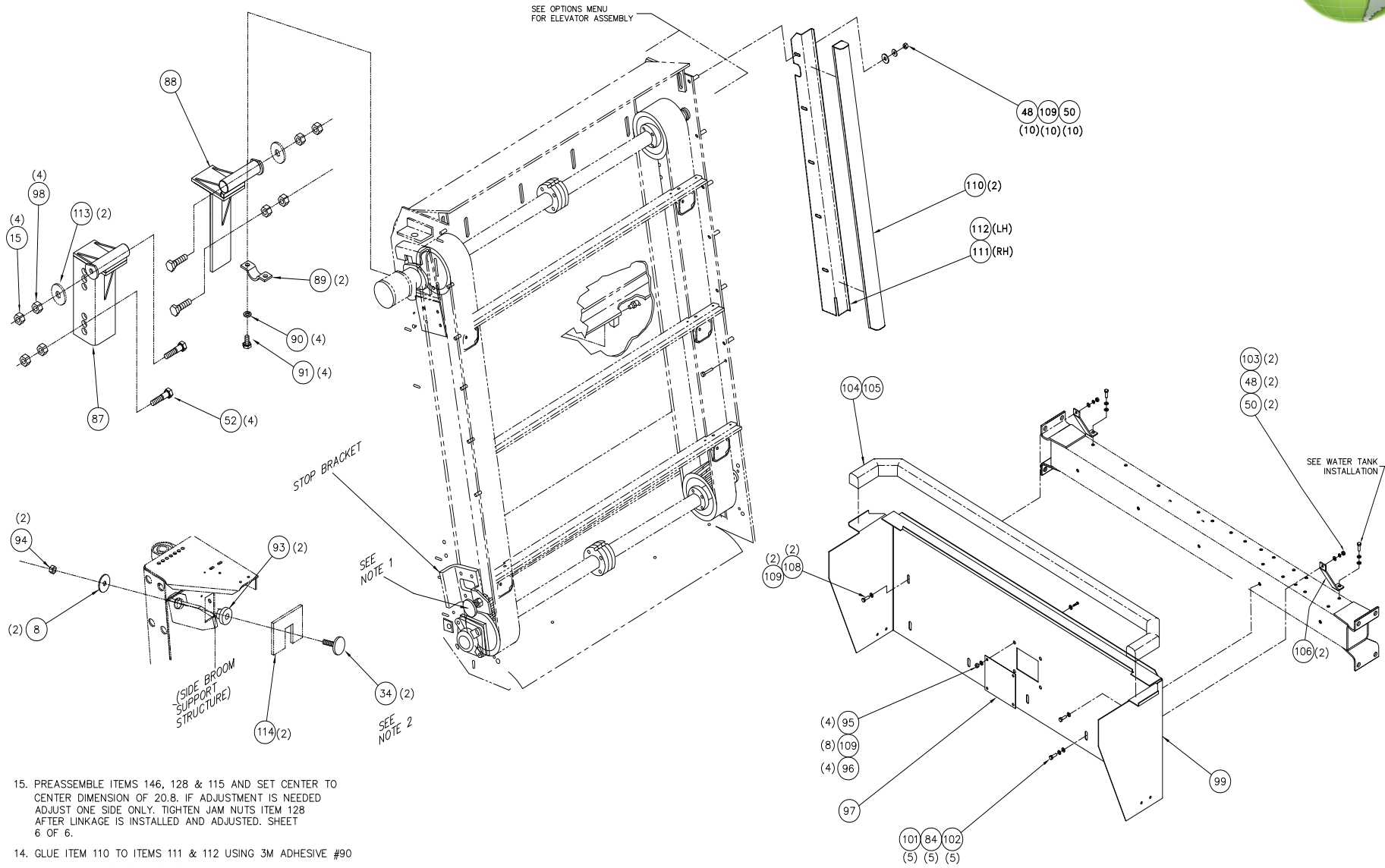


Item Pt No.	Description	Qty	Item Pt No.	Description	Qty
- 323494	Elevator Installation	*H REF			
1	304992 Screw-Hx Hd, Pltd, 3/4-10 X 2-1/2 GR8	4			
2	310238 Elevator Pivot Weldment - LH	1			
3	310239 Elevator Pivot Weldment - RH	1			
4	204618 Cap-Pivot	2			
5	030592 Washer- Lock, Split Pltd 1/2 GR8	4			
6	030636 Screw- Hx Hd Pltd, 1/2-13 X 1	4			
7	303103 Elevator Stop Weld	2			
8	300769 Counter Bonded Mounting	2			
9	611270 Washer, 3" OD	8			
10	303265 Nut-Esna, Pltd, 3/4-10	2			
11	023559 Nut- Lock Nylon Insert PL 5/16-18	4			
12	034800 Screw-Hx Hd,Pltd,5/16-18 X 5/8 GR8	4			
13	323562 Plate, Blank	1			
14	030426 Nut- Pltd, 3/4-10	4			
15	303265 Nut-Esna, Pltd, 3/4-10	4			
16	326595 Lower Elevator Shield Seal Wldmt	1			
17	030483 Screw - Hx Hd Pltd 5/16-18 X 3/4 GR8	4			
18	033139 Screw - Hx Hd Pltd 3/8-16X1 1/4 GR8	2			
20	034423 Screw-Hx Hd, 3/8 -16 X 1 GR8	5			
21	030605 Washer - Lock, Split, Pltd, 3/8 GR8	7			
22	030557 Washer Flat USS Pltd 3/8	7			
23	326585 Extension Bracket Weldment-RH	1			
27	030373 Washer - Lock Split Pltd, 5/16 GR8	16			
28	651420 Washer Flat SAE 5/16 ID	2			
29	323028 Seal, Hopper Bottom	1			
30	897060 Tape, High Tack - 3M 950 1 1/2				
31	323302 Support, Elevator Shield	2			
32	326584 Extention Bracket Weldment -LH	1			
33	031433 Screw - Hx Hd Pltd 5/16-18 X 1 GR8	2			
34	030489 Washer Flat USS Plated 5/16	20			
35	030617 Nut- Plated 5/16-18	12			
36	325672 Rubber Seal, Elevator Side	2			
37	325671 Seal Support, Elev. Side Seal-RH	1			
38	325670 Seal Support, Elev. Side Seal-LH	1			
39	030517 Washer Flat USS Pltd 3/4	1			
41	606999 Washer, Flat. 386 ID X 1.5 OD, 10GA	4			

This page intentionally left blank





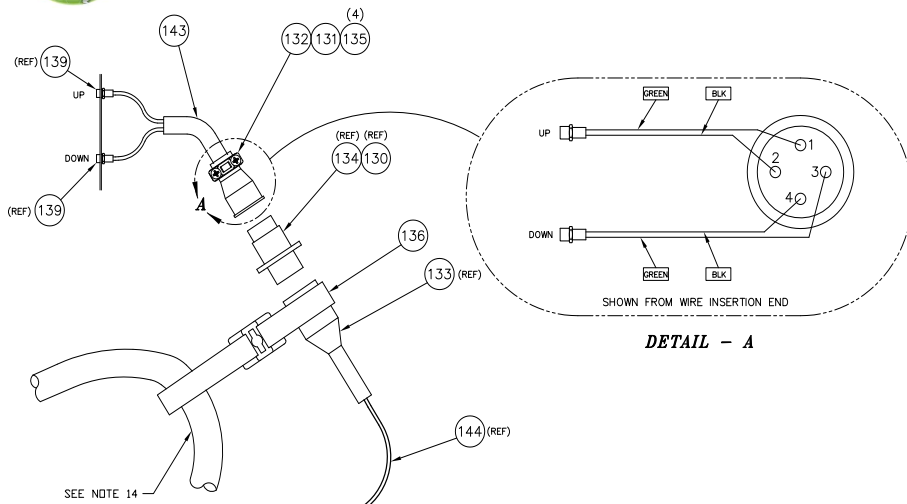


15. PREASSEMBLE ITEMS 146, 128 & 115 AND SET CENTER TO CENTER DIMENSION OF 20.8. IF ADJUSTMENT IS NEEDED ADJUST ONE SIDE ONLY. TIGHTEN JAM NUTS ITEM 128 AFTER LINKAGE IS INSTALLED AND ADJUSTED. SHEET 6 OF 6.
14. GLUE ITEM 110 TO ITEMS 111 & 112 USING 3M ADHESIVE #90
13. ADJUST ITEMS (111) & (112) SO THAT ITEM 110 SEALS FLUSH, AGAINST THE HOPPER.
12. ADD SHIMS AS REQUIRED AFTER ROAD TEST SUCH THAT STOP PAD (ITEM 92) IS CONTACTING STOP BRACKETS ON ELEVATOR ASSEMBLY AND ELEVATOR FLIGHTS CLEAR HOPPER LIP.
11. ADJUST ELEVATOR STOP OUT UNTIL STOP JUST TOUCHES SIDE BROOM SUPPORT STRUCTURE (PREVENTS SIDE TO SIDE MOTION OF ELEVATOR) TYP BOTH SIDES.

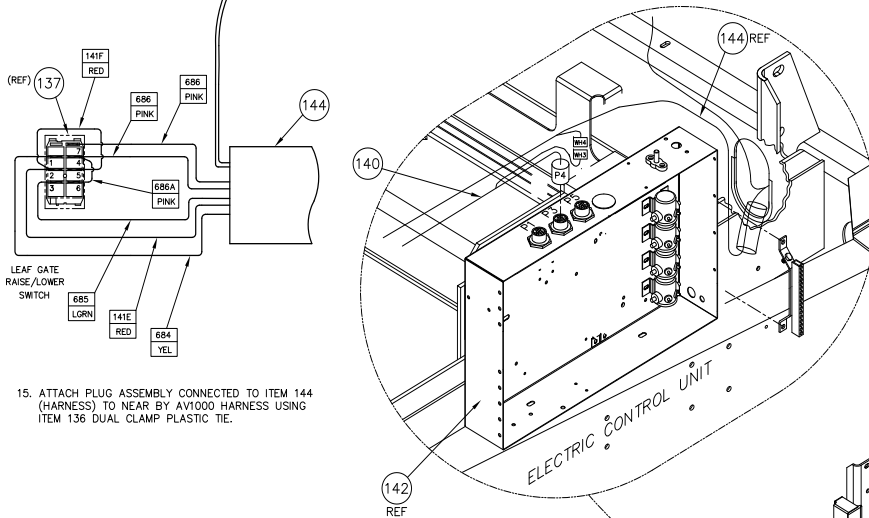
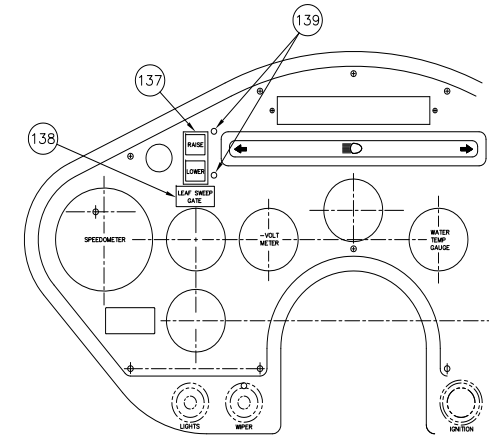
NOTES:

***VIEW ROTATED FOR CLARITY***

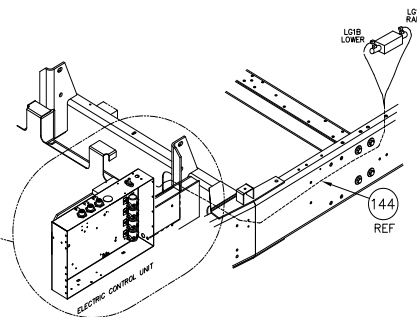




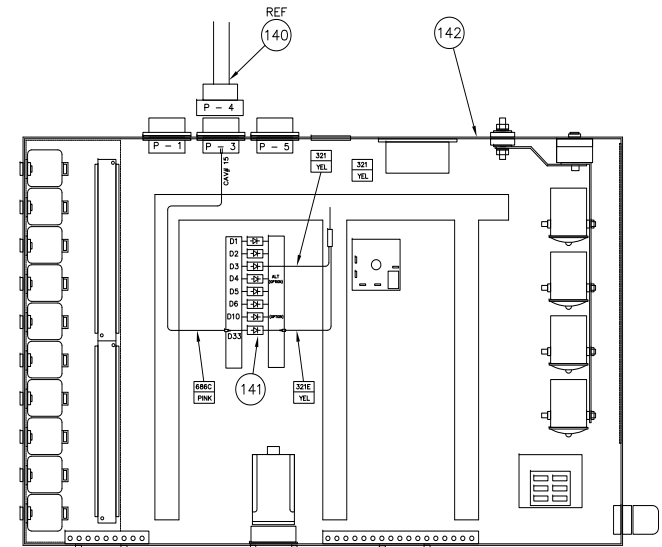
**DETAIL - A**

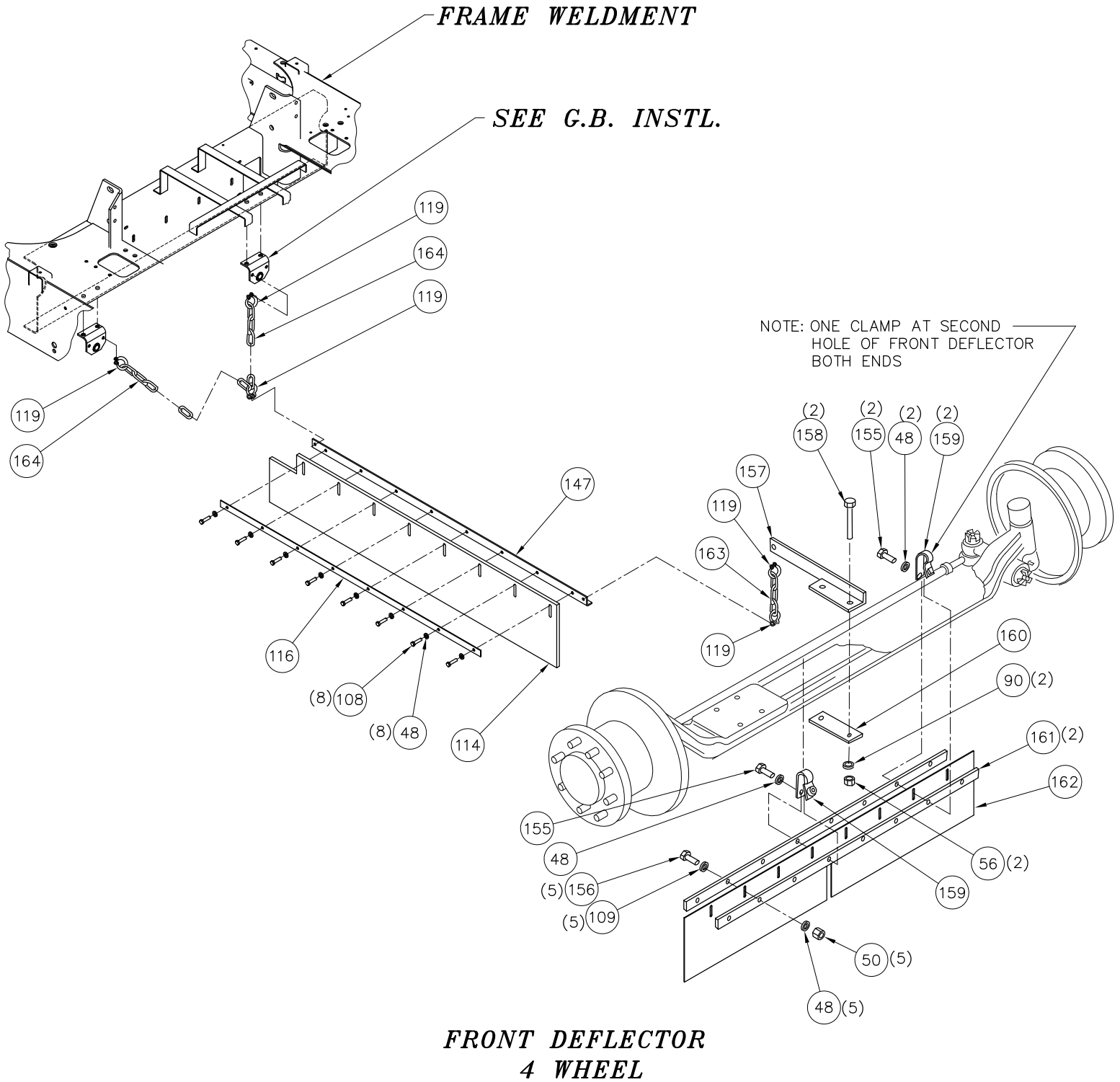


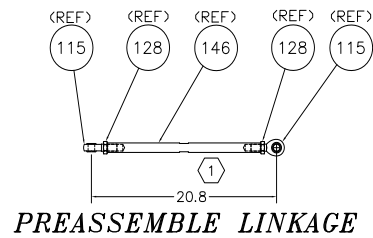
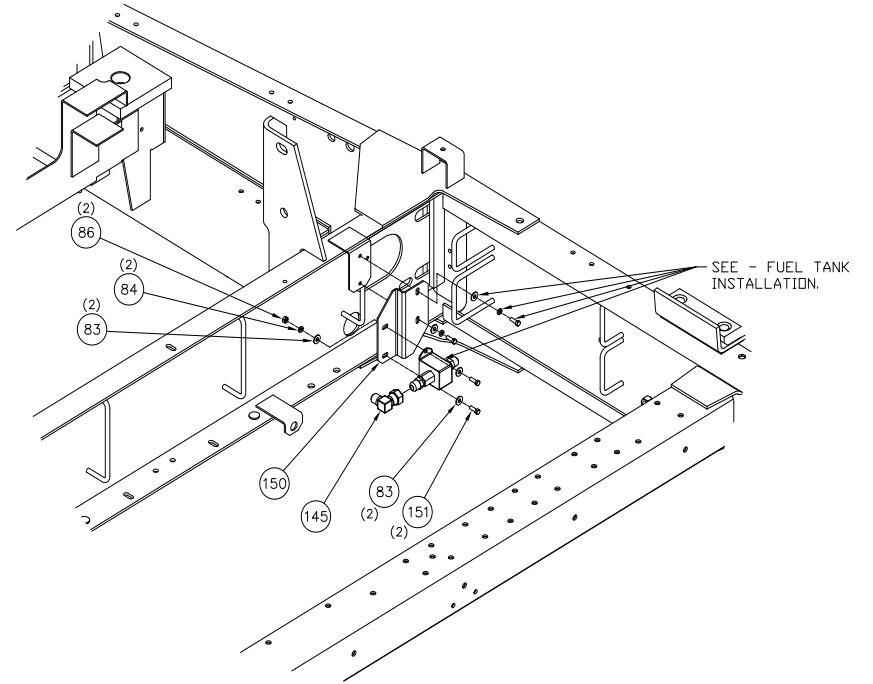
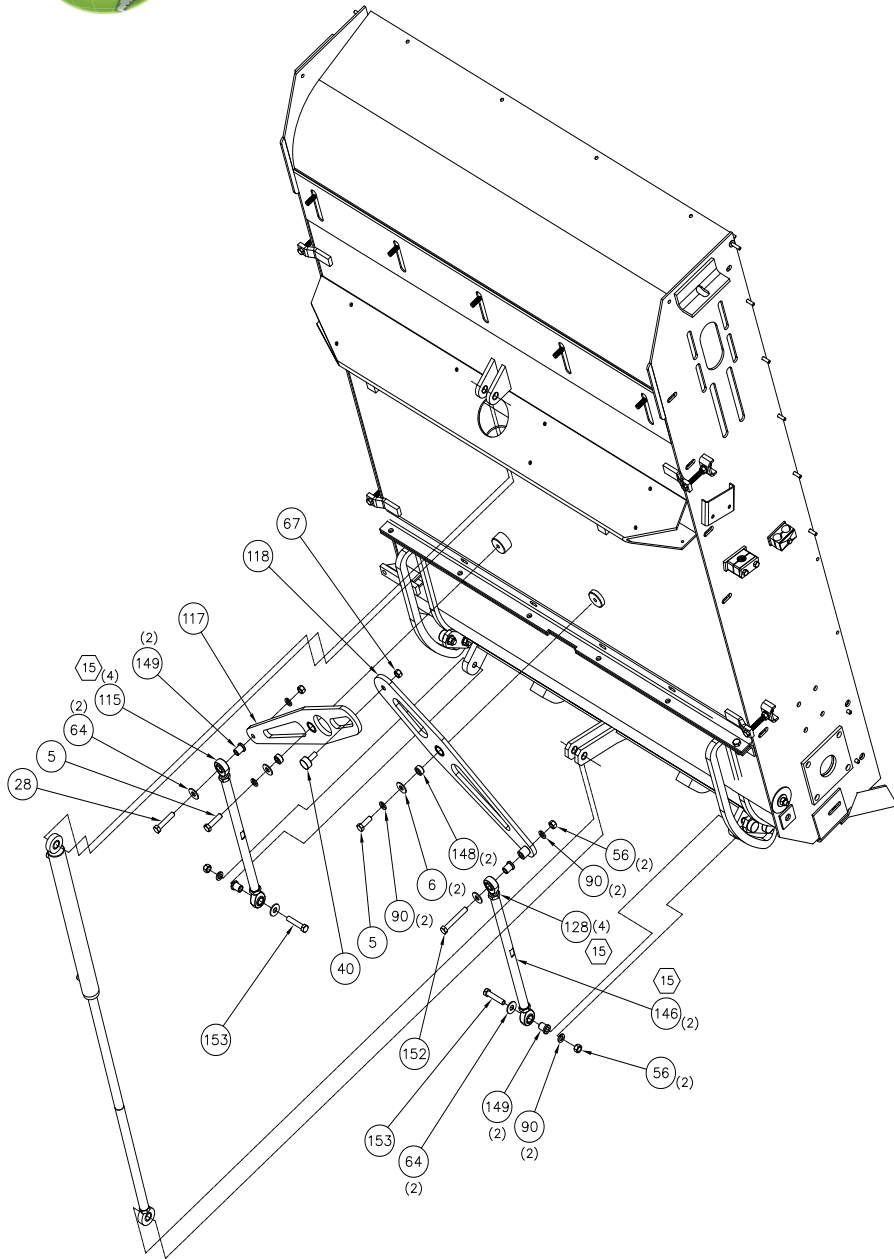
15. ATTACH PLUG ASSEMBLY CONNECTED TO ITEM 144 (HARNESS) TO NEAR BY AV1000 HARNESS USING ITEM 136 DUAL CLAMP PLASTIC TIE.



**3 & 4 WHEEL**





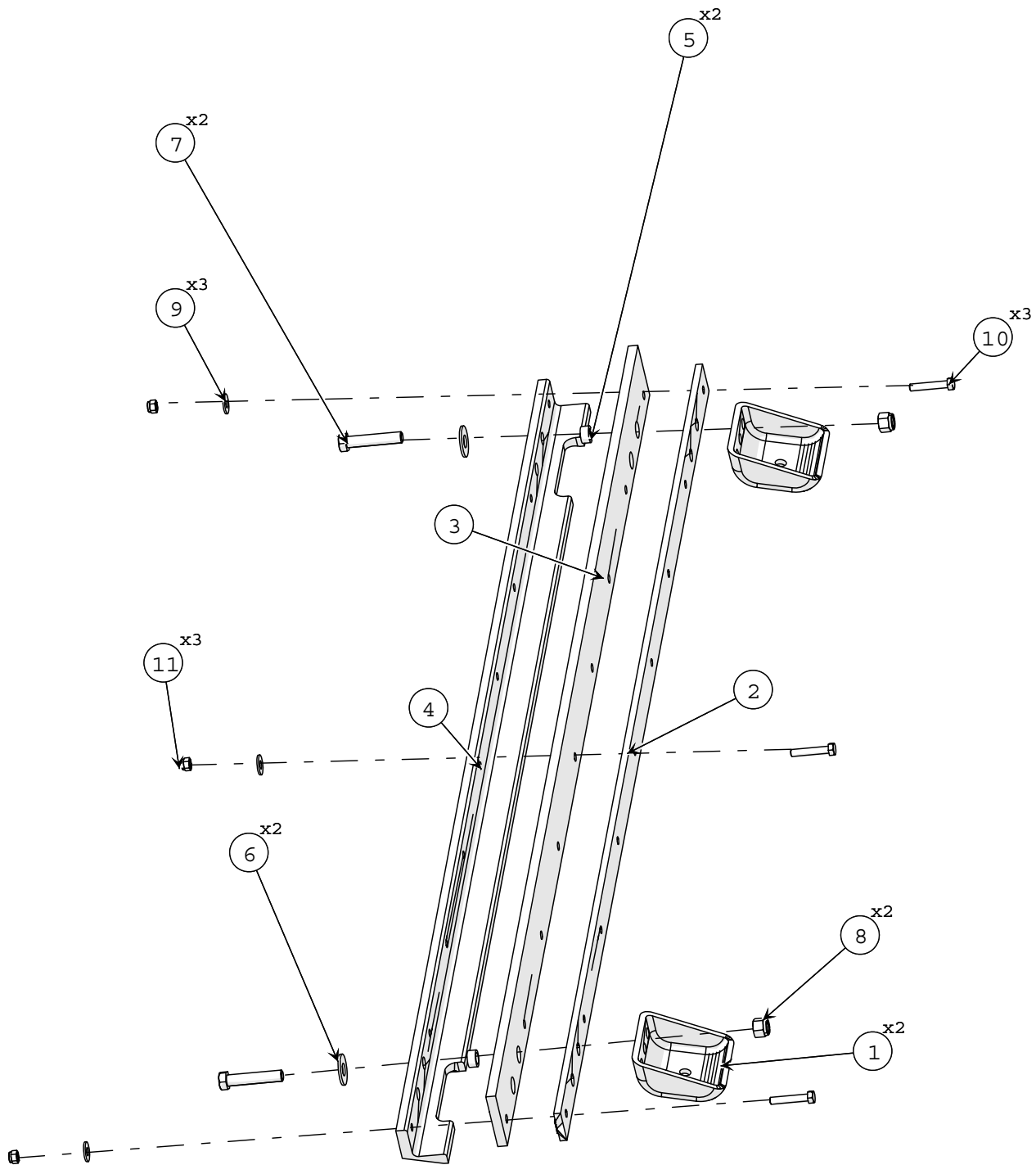


BOM ID	PART	DESCRIPTION	TY
1	329796	ELEV BOTTOM PLATE WLDT	1
2	329948	WELDMENT,ELEVATOR BOTTOM	1
3	329794	ELEV SIDE PLATE WLDMT RH	1
4	329793	ELEV SIDE PLATE WLDMT LH	1
5	GS033151	SCR- HX HD 1/2-13 X 1-1/2 GR8	26
6	GS030595	WASHER FLAT USS PLATED 1/2 GD8	25
7	GS034599	NUT-NYL INSERT, PLATED, 1/2-13	43
8	329807	WASHER-FLAT PLTD, 1/2" ID X 2-1/2" OD	12
9	381745	CHAIN-ELEVATOR 7 FLT/ARAMID	2
10	GS308832	ELEV HALF SHAFT ASSY	3
11	GS308833	ELEV HALF SHFT ASSY, MOTOR END	1
12	GS350565	BEARING BRACKET WELDMENT	2
13	GS313002	ELEV BEARING REWORK- CAP DRAIN	3
14	GS053472	SCR-HX HD,5/8-11X2-3/4	8
15	GS038598	NUT-NYL INSERT, PLATED, 5/8-11	28
16	GS309144	BOLT-CARR,5/8-11X2-1/2	8
17	GS032018	NUT- JAM PLATED 3/4-10	2
18	GS031505	WASHER LOC SPLIT 3/4 GR8	4
19	GS030426	NUT- PLATED, 3/4-10	6
20	GS350567	BOLT RETAINER PLATE	4
21	GS310607	BOLT-CARR,1/2-13X2	8
22	GS30025501	SPROCKET SHIELD - MACHINED	4
24	GS300084	TUBE-SPACER	8
25	GS300063	DEFL PAD	2
26	GS031433	SCR- HX HD PLTD 5/16-18X1 GR8	27
27	GS606999	WASHER,FLAT.386ID X 1.5OD,10GA	16
28	GS305400	SCR-HX HD,PLT,1/2-13X2-1/2 GR8	9
29	GS317842	CSTG-STOP,MACHINED,LH	1
30	GS317841	CSTG-STOP,MACHINED,RH	1
31	GS609297	WASHER-.53 ID X 1.5 OD,7 GA	13
32	GS310948	SQUEEGEE ASSY (A/L)	7
33	GS325947	RUBBER FLAP, LEAF GATE LIP	1
34	GS303103	ELEV STOP WLD	4
36	GS030605	WASHER- LOC,SPLIT,PLTD,3/8 GR8	7
37	GS034423	SCR-HX HD,3/8-16X1 GR8	2
38	GS326516	EXTENSION, CYLINDER ROD	1
39	329606	DIRT DEFL.SHOE L.H.	1
40	GS325954	ROLLER, LEAF GATE 1-1/4" DIA	1
41	329802	ARCH WELDMENT - ELEVATOR	1
42	GS300024	ANGLE HYD MTR MTG	1
43	GS041847	SCR-HX HD,PLT,1/2-13X1-3/4 GR8	4
44	GS309645	LOCK COLLAR	2
45	GS309659	SCR-HX HD,7/16-20X4 GR8	2
46	GS309660	NUT-LOCK,7/16-20 GR C	2
47	GS030287	ZERK, TAPERED 1/8 NPT (#1610)	2
48	GS030373	WASHER- LOC SPLIT PLT 5/16 GR8	35
49	329605	DIRT DEFL.SHOE R.H.	1
50	GS030617	NUT- PLATED 5/16-18	25
51	GS326577	PLATE, RETAINER - SHORT	2
52	GS305467	SCR-HX HD,PLT,5/8-11X2-1/2 GR8	12
53	GS308769	SPACER	2
54	GS891486	ANTISEIZE 1.00000	0
55	GS328276	SUPPORT PLATE, RUBBER	2

BOM ID	PART	DESCRIPTION	TY
56	GS030596	NUT- PLATED, 1/2-13	16
57	329804	SCR-HX HD FULL THRD,1/2-13 X 4-1/2" LG. GR5	6
58	GS350577	SIDE PLATE - ELEVATOR	2
59	329832	SPLIT SPROCKET - HARDFACED	0
60	GS308612	MOTOR RWK	1
61	GS326045	HYD CYL,1.5 BORE X16.88 STROKE	1
62	GS325737	ADAPTER, MB-MJ-4-6	1
63	GS326043	CLEVIS PIN 3/4 DIA X 2.5 LG	2
64	GS023687	WASHER FLAT SAE PLATED 1/2	24
65	GS322453	FLANGED BALL BRG. W/O CAP	1
66	GS030558	WASHER FLAT USS PLATED 5/8	13
67	GS380106	NUT-LOCK,1/2-20 (CONELock)	1
68	GS314469	HAIRPIN-5/8 DIA SHAFT	2
69	GS322712	TEE- MJT-6	1
70	GS325920	HOSE ASSY, 3/8 ID X 65 CUT	1
71	GS323340	HOSE ASSY 3/8 ID X 75.0 CUT	1
72	GS313038	HOSE ASSY-3/8 ID X 138 LG	2
73	GS325878	STACK VALVE ASSEMBLY	1
74	GS033052	TEE, FP-FP-FP-4	1
75	GS325690	TEST PORT & CAP 1/8 X 1/4MPT	1
76	GS326081	ADAPTER, MP-FJX-4-6	1
77	GS204003	CONN, MB-MJ-6	3
78	GS033915	ELBOW, MJ-MP90-6-4	1
79	GS054681	TEE, MJ-FJX-MJ-6	1
80	GS326485	ADAPTER,FP-FJX-4-6	2
81	GS054289	ELBOW, MB-MJ90-6	1
82	GS022921	SCR- HX HD CAP 1/4-20 X 2 3/4	4
83	GS035605	WASHER FLAT USS PLATED 1/4	12
84	GS030643	WASHER- LOC SPLIT PLTD 1/4 GR8	6
85	GS030557	WASHER FL USS YELLOW 3/8 GD8	9
86	GS030703	NUT HEX 1/4-20 UNC	6
87	GS310238	ELEV PIVOT WELDMENT - LH	1
88	GS310239	ELEV PIVOT WELDMENT - RH	1
89	GS204618	CAP-PIVOT	2
90	GS030592	WASHER- LOC, SPLT PLTD 1/2 GR8	10
91	GS030636	SCR- HX HD PLTD 1/2-13 X 1	4
92	GS900378	NUT-LOCK,PLATED,1/2-13	14
93	GS300769	CNTR BONDED MOUNT	2
94	GS303265	NUT-ESNA, PLATED, 3/4-10	2
95	GS023559	NUT- LOC NYL INSERT PL 5/16-18	4
96	GS034800	SCR-HX HD,PLT,5/16-18X5/8 GR8	4
97	GS323562	PLATE, BLANK	1
98	GS030420	NUT- PLATED, 5/8-11	4
99	GS326595	LOWER ELEV SHIELD SEAL WLDMT	1
100	GS326520	TEE, MJ-MB-MJ-6	2
101	GS034423	SCR-HX HD,3/8-16X1 GR8	5
102	GS609606	WASHER FLAT SAE PLATED 1/4	5
103	GS651420	WASHER FLAT SAE 5/16 ID	8
104	GS323028	SEAL, HOPPER BOTTOM	1
105	GS897060	TAPE, HIGH TACK - 3M 950 1-1/2	0
106	GS323302	SUPPORT, ELEVATOR SHIELD	2
107	GS326567	RUBBER FLAP - END	2
108	GS030489	WASHER FLAT USS PLATED 5/16	26
109	GS325672	RUBBER SEAL, ELEV SIDE	2
110	GS325671	SEAL SUPPORT,ELEV SIDE SEAL-RH	1
111	GS325670	SEAL SUPPORT,ELEV SIDE SEAL-LH	1
112			

BOM ID	PART #	DESCRIPTION	QTY
113	GS030517	WASHER FLAT USS PLATED 3/4	2
114	GS304611	FLAP-DEFL	1
115	GS380989	BEARING-ROD END, 3/4-16 MALE	5
116	GS304610	RECTANGLE	1
117	GS326776	ARM ASSEMBLY - FRONT	1
118	GS326775	ARM ASSEMBLY - REAR	1
119	GS317578	SHACKLE,1/4, W/ 5/16 ROUND PIN	4
120	GS325951	PLATE, RETAINER	1
121	329938	ELEVATOR LEAF GATE, WELDMENT	1
122	329956	ROLLER, LEAF GATE, (NYLON)	4
123	329957	SOCKET SHOULDER, 5/8" DIA X 1-1/2" X 1/2"-13	4
124	GS033139	SCR- HXHD PLT 3/8-16X1-1/4 GR8	4
125	329958	SHIMS SST, 5/8" ID X .09 (THK)	8
127	GS326476	SWITCH, ADJUSTABLE PRESSURE	2
128	GS301521	JAM NUT 3/4-16	5
129	GS325817	PLATE, MTG-LEAF GATE MANIFOLD	1
130	GS326469	AMP RECEPTACLE	0
131	GS326470	AMP PLUG	1
132	GS326471	CLAMP, AMP CABLE	1
133	GS326472	BOOT, AMP FLEXIBLE CABLE	0
134	GS326473	PIN, AMP - AWG 18-16	0
135	GS326474	SOCKET, AMP - AWG 24-20	4
136	GS326475	TIE, DUAL CLAMP	0
137	GS317366	SWITCH ROCKER RAISE/LOWER	1
138	GS325713	DECAL,LEAF SWEEP GATE	1
139	GS326205	LED PANEL LIGHT, GREEN/RED	2
140	GS325712	HARNESS "P4-FRONT"	1
141	GS323602	USE 13984 DIODE	0
142	GS325715	ECU-BOX WIRING REWORK	1
143	GS896749	SLIT FLEX TUBE .25 (EFT)	12
144	GS325709	HARNESS "LEAFGATE"	1
145	GS252013	ELBOW, MJ-FJX90-6	1
146	GS326746	ROD, CONNECTING - LEAF GATE	2
147	GS304609	ANGLE WLD	1
148	GS326717	PIN,PIVOT	2
149	GS326747	BUSHING,FLANGE	4
150	GS326772	BRACKET, FUEL PUMP	1
151	GS033145	SCR- HX HD PLTD 1/4-20X3/4 GR8	2
152	GS033232	SCR-HX HD CAP,1/2-13X3-1/2 PL	1
153	GS18004-43	SCR-HX HD,1/2-13X2-3/4 PLT,GR8	2
154	GS304610	RECTANGLE	1
155	GS023087	SCR- HX HD PLD 5/16-18 X 1 1/2	9
156	GS030483	SCR- HXHD PLTD 5/16-18X3/4 GR8	5
157	GS304614	PLATE WLD	1
158	GS310903	SCR-HX HD,1/2-13X6-1/2 GR8	2
159	GS304621	CLAMP WLD	3
160	GS304613	PLATE-CENTER, CURTAIN	1
161	GS204514	RECTANGLE	2
162	GS307131	FLAP	1
163	GS89666300	CHAIN - 1/4" X 4 LINKS	1

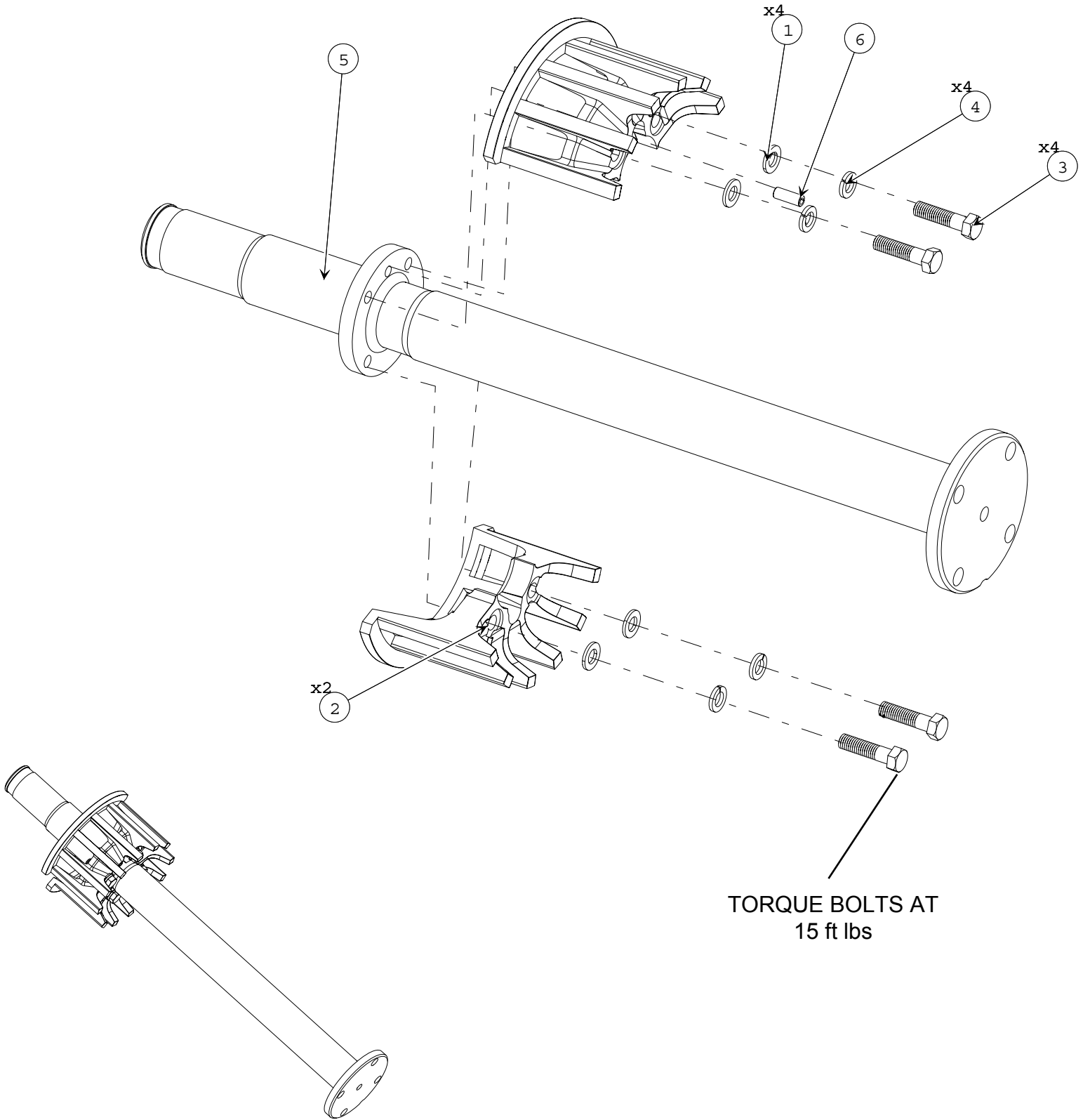
This page intentionally left blank



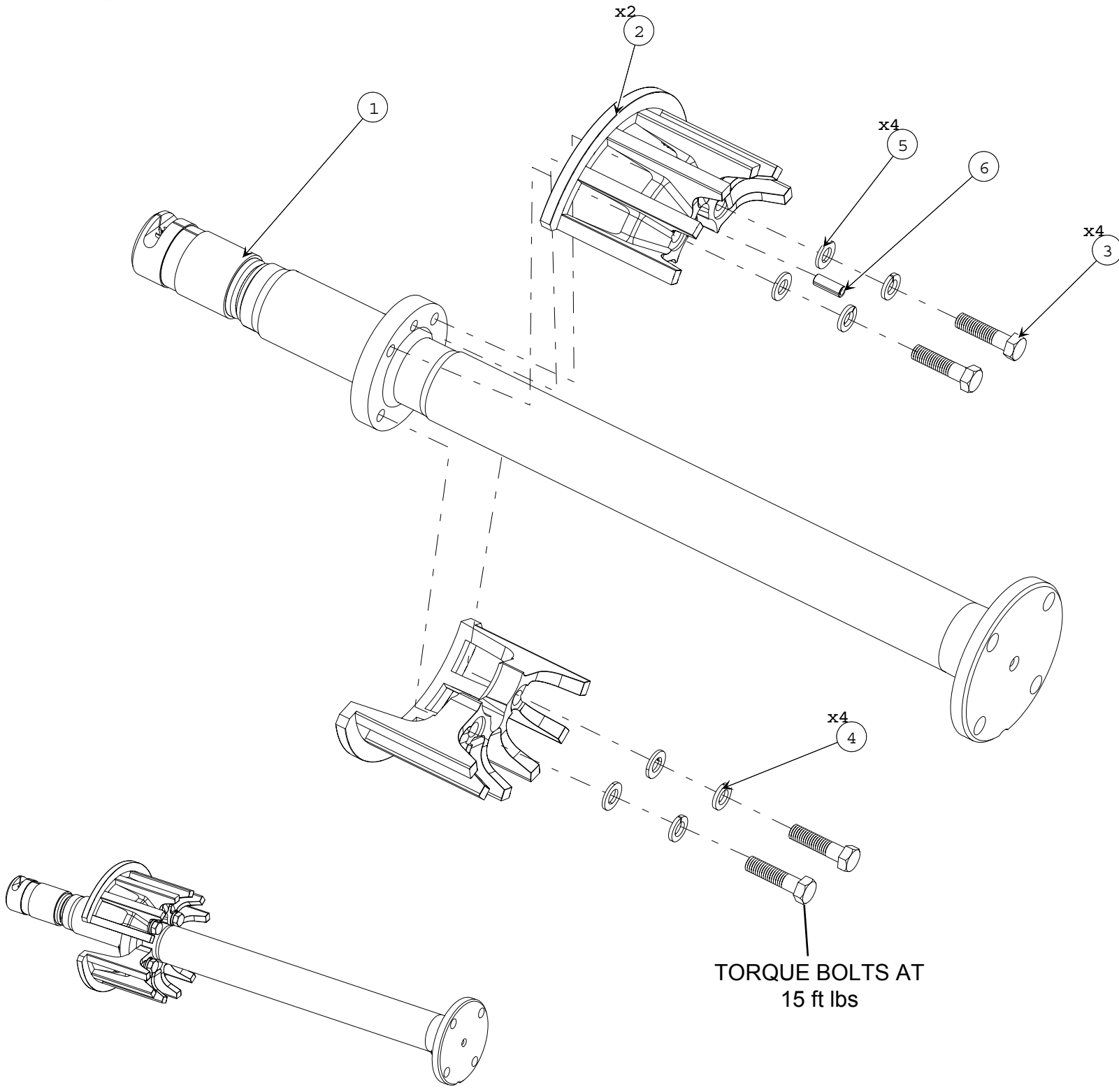
BOM ID	Part	Description	Qty	BOM ID	Part	Description	Qty
1	309371	CSTG. ELEVATOR FLIGHT MTG BRKT	2	7	305400	SCR-HX HD, 1/2-13x2-1/2 GR8 NUT-	2
2	306095	BACKING STRIP	1	8	034599	NYL INSERT, PLATED, 1/2-13 WASHER	2
3	306096	SQUEEGE- RUBBER	1	9	030489	FLAT USS PLATED 5/16 HEX HD CS,	3
4	310947	ANGLE- MACHINED	1	10	050208	5/16-18x1-3/4, GR8 NUT- LOC NYL	3
5	057793	TUBE-SPACER	2	11	023559	INSERT PL 5/16-18	3
6	030595	WASHER FLAT USS PLATED 1/2" ID	2				







BOM ID	PART	Description	Qty	BOM ID	PART	Description	Qty
1	312684	WASHER-FLAT, 12mm	4	5	308301	EVEV. HALF SHAFT- MACHINING	1
2	350475	SPROCKET, SPLIT - HARDFACE	2	6	308766	SLOTTED SPRING TENSION PIN(INCH)	1
3	319477	BOLT, HEX, HEAD, 1/2-13-UNC X2 LG.	4				
4	030592	WASHER- LOC, SPLT PLTD 1/2 GR8	4				



BOM ID	PART	Description	Qty
1	308829	ELEV HALF SHAFT WELDMENT	1
2	350475	SPROCKET, SPLIT - HARDFACE	2
3	319477	BOLT, HEX, HEAD, 1/2-13-UNC X2	4
4	030592	WASHER- LOC, SPLT PLTD 1/2 GR8	4

BOM ID	PART	Description	Qty
5	312684	WASHER-FLAT, 12mm	4
6	308766	PIN, SPRING SLOT 3/8" X 1" LG.	1



TORQUE BOLTS AT  
15 ft lbs

This page intentionally left blank

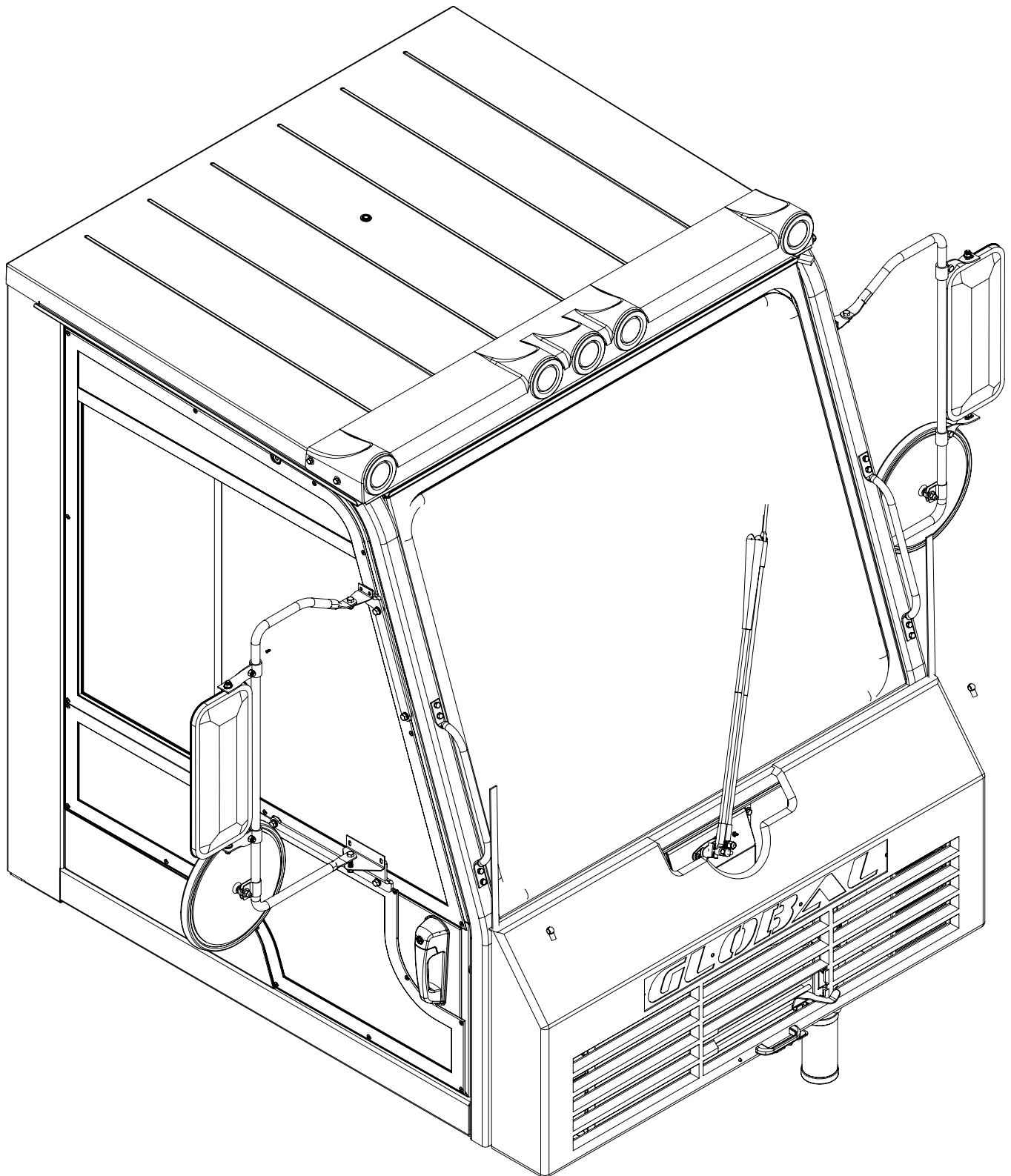


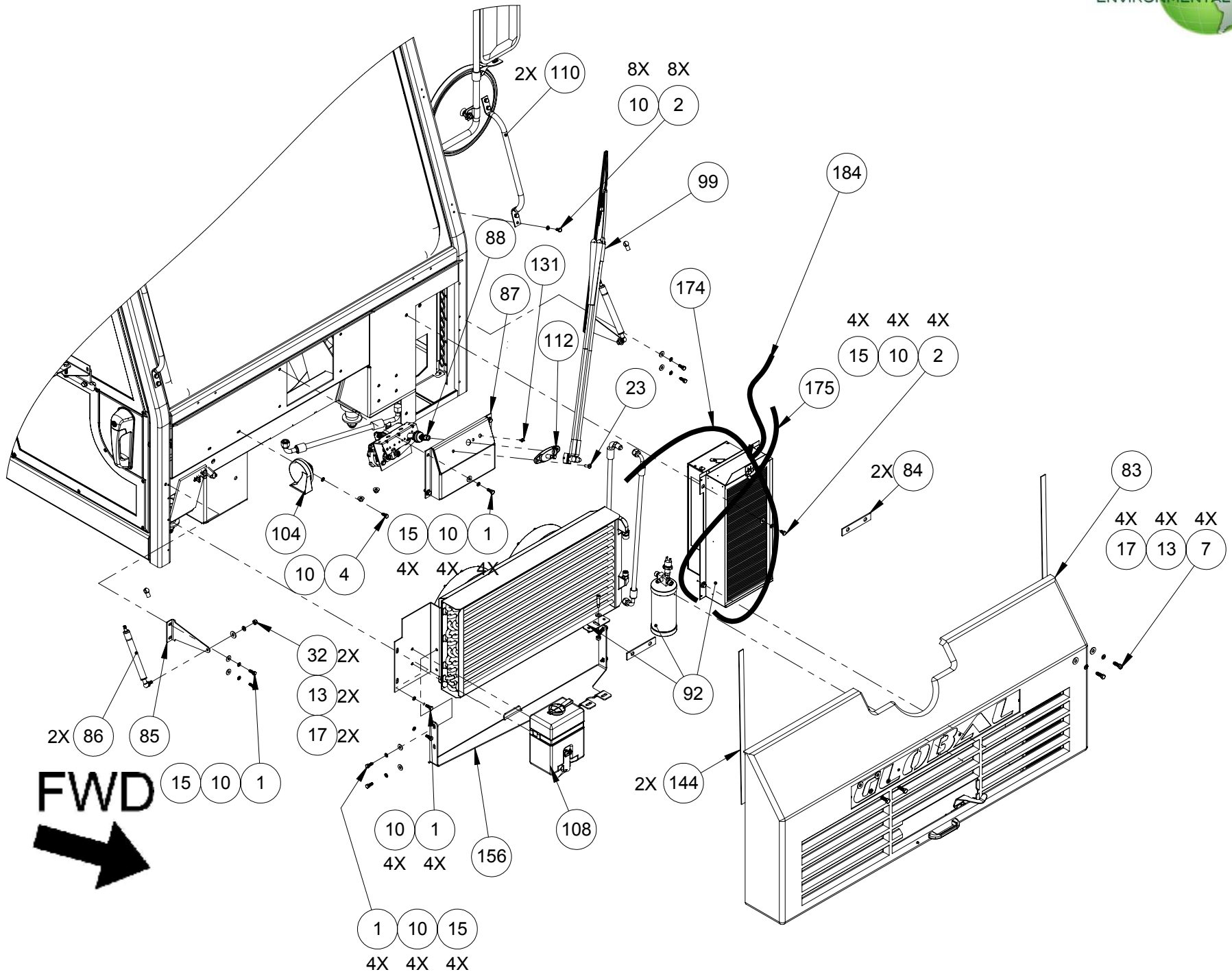
CHAPTER **4**

**Cab, Pedals, AC & Lights**

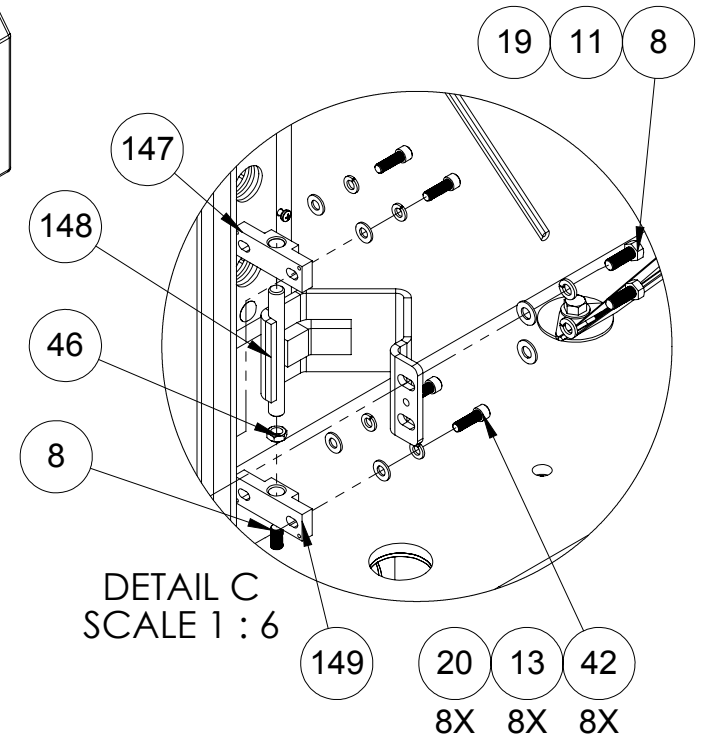
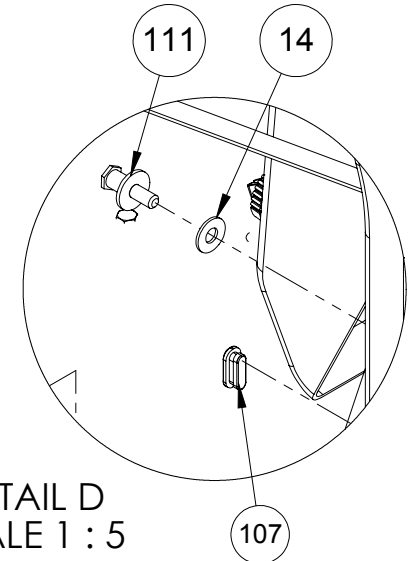
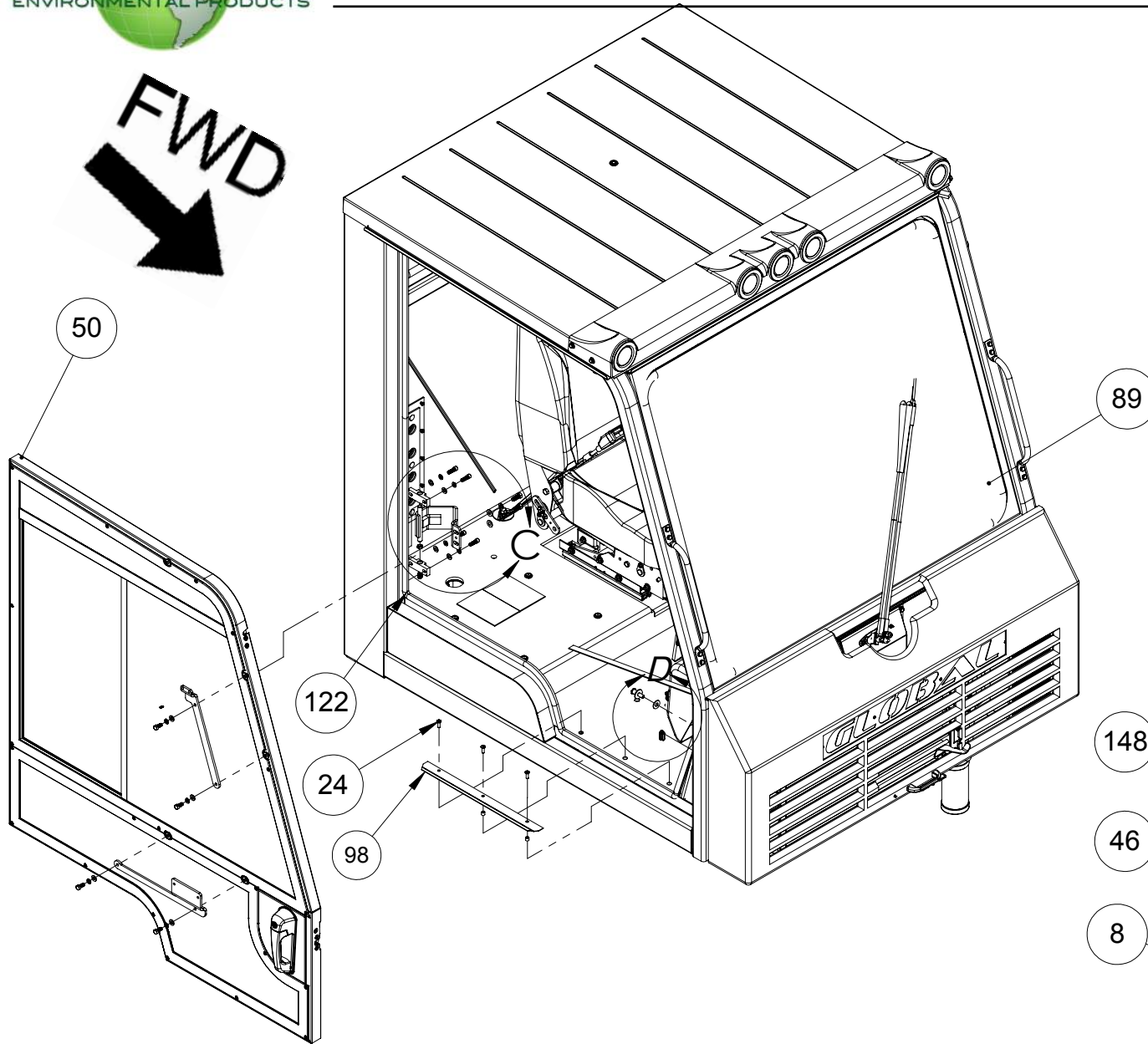
<b>Table of Contents</b>	
<b>Subject</b>	<b>Page</b>
<b>Body</b>	
Cab Assembly	4-2
Cab Door Assembly	4-13
Sun Visor	4-22
Windshield Wiper Motor Assembly	4-23
Steering Column Assembly	4-24
Driver Seat Assembly	4-27
Buddy Seat Assembly	4-28
Dome Light Assembly	4-29
Clearance Light Bar Assembly	4-30
Shifter Assembly	4-31
Pedal & Brake Installation	4-33
Air Conditioning Kit	4-37
Evaporator Housing Assembly	4-40
Air Conditioning Hose Support Installation	4-43

This page intentionally left blank

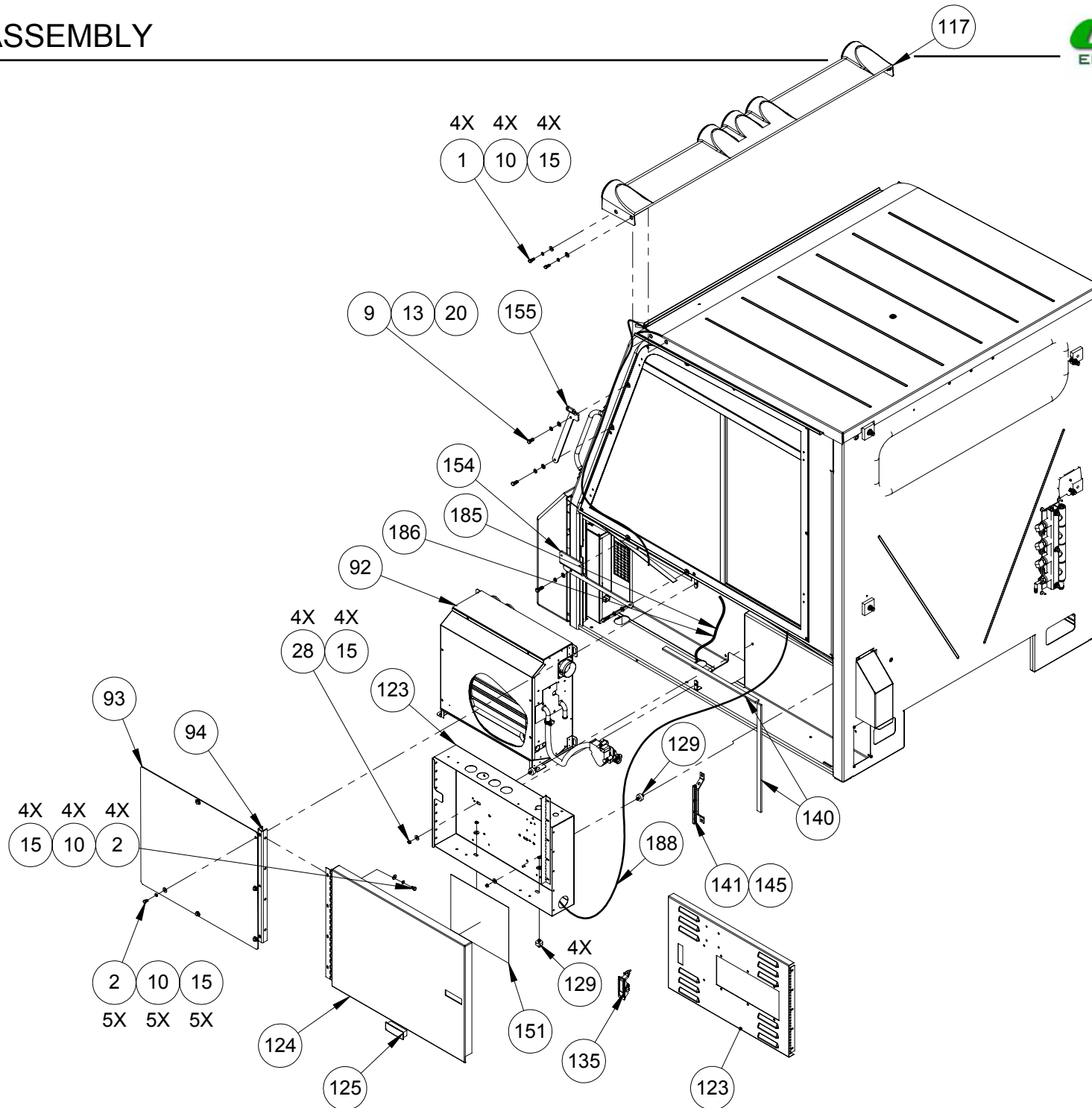


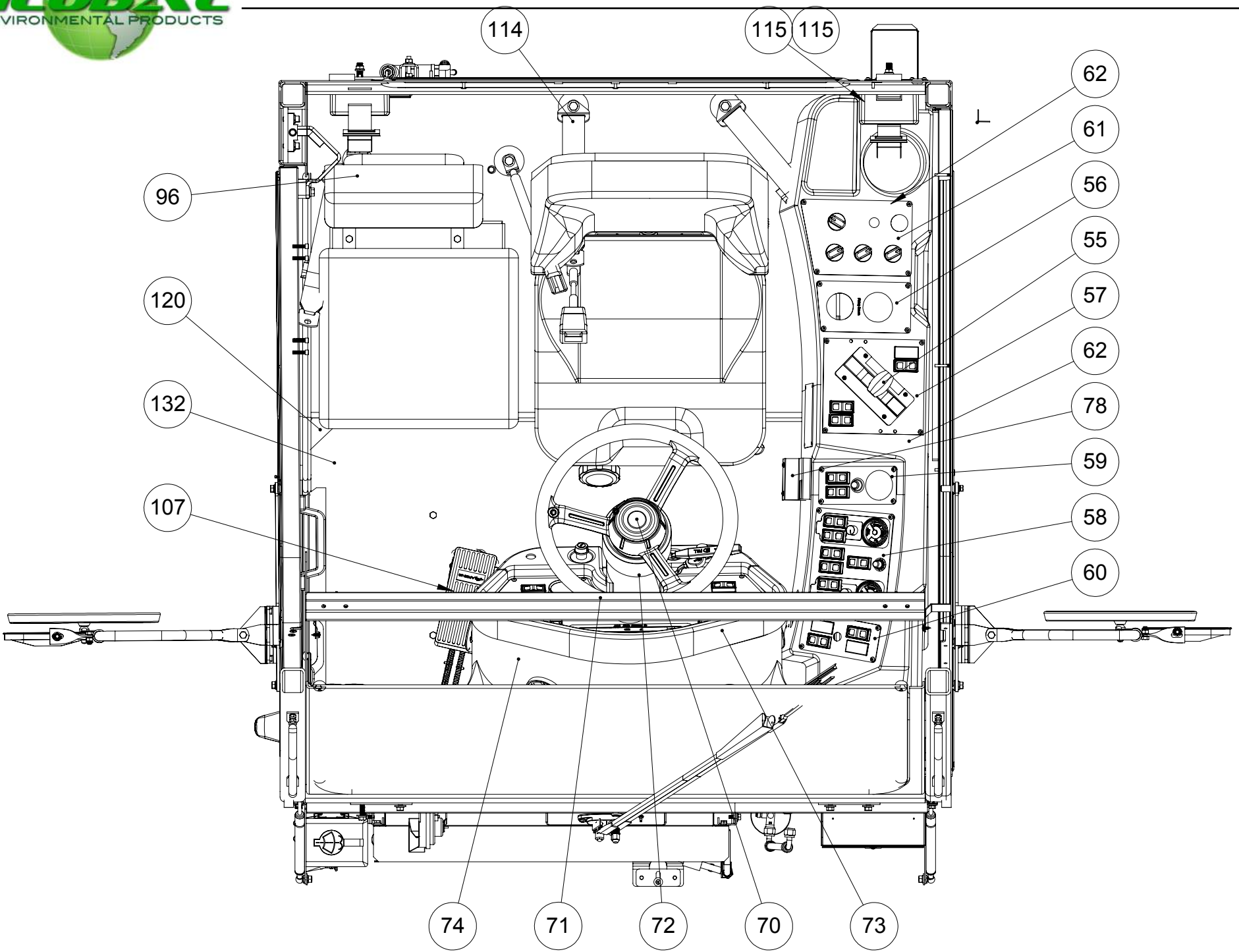


**FWD**  
↓

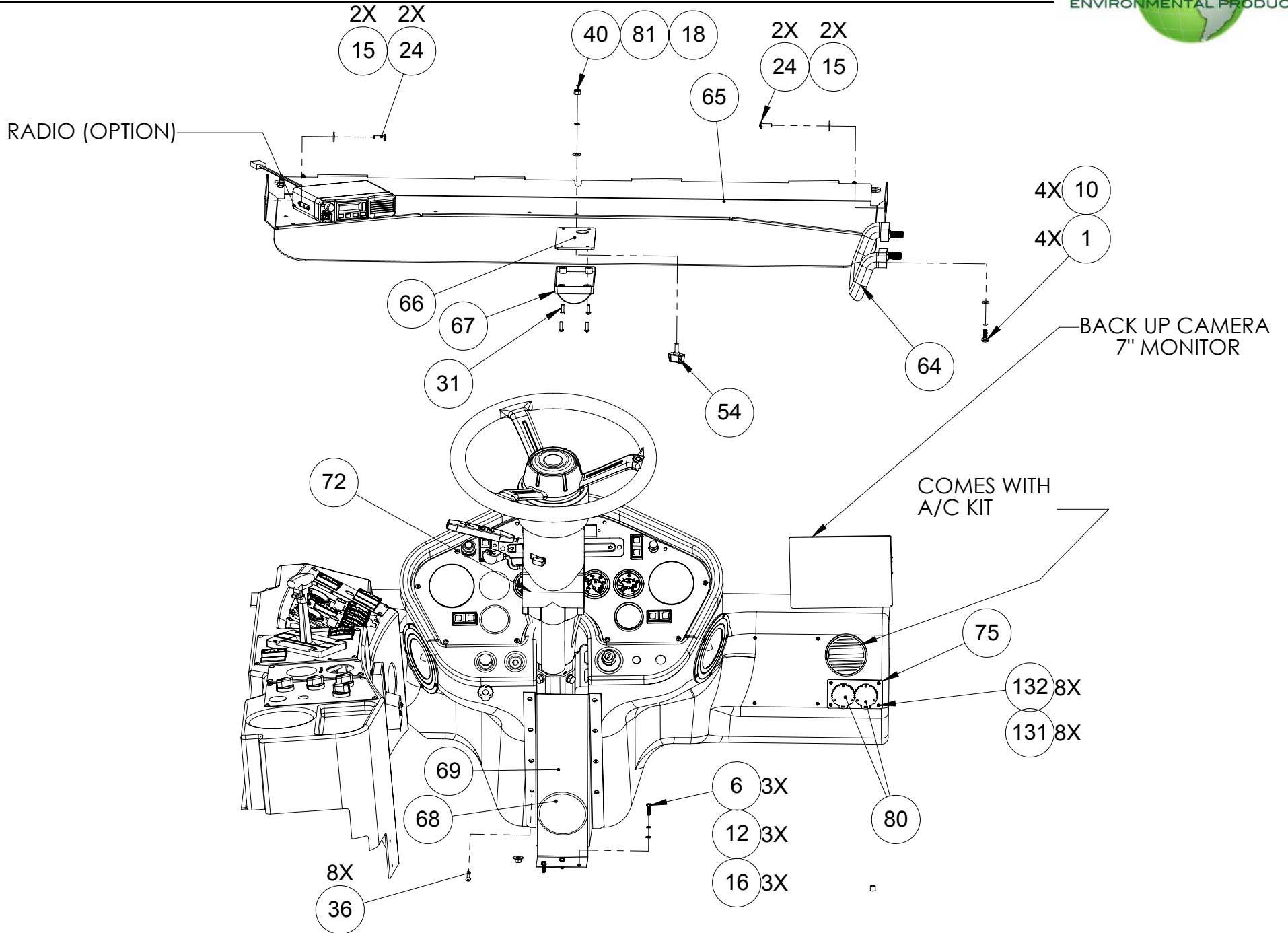








# CAB ASSEMBLY



ITEM NO.	PART NUMBER	DESCRIPTION	QTY.
<b>REF</b>	<b>331616</b>	<b>CAB ASSEMBLY</b>	<b>REV 1</b>
1	033145	BOLT,HEX,HEAD,Ø 1/4-20-UNC x 3/4"LG	26
2	031428	BOLT,HEX,HEAD,Ø 1/4-20-UNC x 1½"LG	23
3	304720	BOLT,HEX,HEAD,3/4-10-UNC x 4"LG	4
4	026205	BOLT,HEX,HEAD,Ø 1/4-20-UNC x 5/8"LG	1
5	034423	BOLT,HEX,HEAD,3/8-16-UNC x 1" LG. GR8	4
6	318833	BOLT,HEX,HEAD,Ø #10-24-UNC x 3/4"LG	5
7	031433	BOLT,HEX,HEAD,5/16-18-UNC x 1"LG	4
8	330838	BOLT,HEX,HEAD,3/8-24-UNF x 1 1/4"LG	6
9	030483	BOLT,HEX,HEAD,5/16-18-UNC x 3/4"LG	9
10	030643	WASHER,SPRING LOCK,Ø 1/4"	54
11	030605	WASHER,SPRING LOCK,Ø 3/8"	10
12	035604	WASHER,SPRING LOCK,Ø #10	31
13	030373	WASHER,SPRING LOCK,Ø 5/16"	32
14	030557	WASHER,FLAT,USS,Ø 3/8"	7
15	035605	WASHER,FLAT,Ø 1/4",USS,(3/4" O.D.)	39
16	036645	WASHER,FLAT,Ø #10,SAE NARROW	6
17	030489	WASHER,FLAT,Ø 5/16",USS,WIDE,7/8" O.D.	16
18	609606	WASHER,FLAT,Ø 1/4",SAE NARROW	1
19	038266	WASHER,FLAT,Ø 3/8",SAE NARROW	4
20	651420	WASHER,FLAT,Ø 5/16", SAE NARROW, 11/16" O.D.	17
21	310625	Bolt,Carriage,Round Head,5/16-18-unc x 2 1/4" lg.	3
22	038198	SCREW,PAN HEAD,CROSS DRIVE,#10-32-UNF X 1" LG.	10
23	325770	SCREW,PAN HEAD,CROSS DRIVE,1/4"-20-UNC X 3/4" LG.	2
24	032094	SCREW,PAN HEAD,CROSS DRIVE,1/4"-20-UNC X 3/4" LG.	7
25	325422	SCREW,PAN HEAD,CROSS DRIVE,#10-32-UNF X 3/4" LG.	2
26	600807		8
27	E353726	WASHER, CAB MOUNT	8
28	900105	NUT, KEPS #10-24 (ZP)	4
29	E353604	WASHER- SQ., SIDE CONSOLE	4
30	316585	NUT,PANEL #10-24,"U" SINGLE FIT.187" BLK	2
31	006810	SCREW, ROUND HD CROSS,#10-24-UNF x 1/2"LG.	11
32	030617	NUT, HEX, 5/16-18-UNC	9
33	030599	NUT, HEX, 3/8-16-UNC	2
34	030703	NUT, HEX, 1/4-20-UNC	2

ITEM NO.	PART NUMBER	DESCRIPTION	QTY.
35	321647	SCREW,BUTTON HEAD,SOCKET CAP,5/16-18-UNC X 1" LG.	4
36	317677	SCREW,BUTTON HEAD,SOCKET CAP,#10-32-UNC X 3/4" LG	43
37	326455		1
38	317725	NUTSERT- 10-32, ALUM. KNURLED	34
39	303265	NUT,HEX,NYLON LOCK,3/4-10-UNC	4
40	612667	NUT,HEX,NYLON LOCK,1/4-20-UNC	1
41	600808	NUT,HEX,NYLON LOCK,#4-40-UNC	7
42	057732	SCREW,SOCKET HEAD CAP,5/16-24 UNF X 1" LG.	8
43	314943	SCREW,SOCKET HEAD CAP,1/4-20 UNC X 1" LG.	4
44	351636	GROMMET, RUBBER Ø3/8" ID (1/8 x Ø5/8 GROOVE)	1
45	18010-5	WIRE & TUBE CLIP - 3/4"	1
46	330891	NUT,HEX,JAM,3/8-24-UNF	2
47	353676	SCREW,SOCKET HEAD C'SUNK,#10-32 UNF x 1/2" LG.(S.S.)	8
48	325138	SCR TYP A #10X5/8 OVL W/CS WAS	6
49	057732	SCREW,SHOULDER,Ø5/16x5/8"LG (1/4-20-UNC)	1
50	331463	CAB DOOR ASSEMBLY	1
51	356953	MIRROR MOUNT BRACKETS	1
52	356959	MIRROR MOUNT BRACKET UPPER_RH	1
53	331511	STANDARD CAB, WELDMENT (M3 & M4)	1
54	325172	KNOB, BAR 1/4-20UNC X 3/4 STUD	1
55	325456	SHIFTER-LH MOUNT ASSY, RWK	1
56	318872	GAUGE PANEL ASSY-PICKUP BROOM	1
57	325076	SHIFT LEVER SWITCH PANEL ASSY	1
58	331021	PANEL ASSY, GB/ELEV, MX3J	1
59	324555	SW PANEL ASSY WTR PUMP/HOPPER	1
60	324641	PANEL ASSY - LIGHT SWITCH	1
61	325232	A/C HEATER CONTROL PANEL ASSY	1
62	353603	SIDE CONSOLE-INSTRUMENT PANEL	1
63	321621	VISOR, BUS, NYCCUM(N)	1
64	E318795	OFFSET HANDLE	1
65	354306	UTILITY TRAY	1
66	E317628	PAD, RUBBER-DOME LAMP	1
67	317629	LIGHT (DOME LAMP)	1
68	301216	PLUG-BUTTON, PLASTIC, 3.5"DIA	1
69	E353434	COVER-STEERING COLUMN	1
70	311708	HORN BUTTON ASSEMBLY	1

ITEM NO.	PART NUMBER	DESCRIPTION	QTY.
71	E318394	STEERING WHEEL - 16", 3 SPOKE	1
72	318395	STEERING COLUMN REWORK	1
73	331053	PANEL ASSY, FRONT CONSOLE, M4C	1
74	353605NY	DASHBOARD-CAB, NYC	1
75	E324502	PLATE, RECEPICAL MTG - DUAL	1
76	310911	RECEPTACLE COVER	2
77	330078	REAR CAMERA SYSTEM W/7"MONITOR	1
78	324964	CONTROLLER SX	1
79	325200	PROTECTIVE CAP, RECEPTACLE	1
80	324569	COVER, RECEPTACLE	2
81	325171	WASHER, WAVE SPRING 1/4 PLAIN	1
82	026025	NUT,HEX, 5/16-18-UNC, CONELOCK	1
83	331920	CAB FRONT NOSE, ASSY	1
84	325735	SHIM, NOSE HINGE	2
85	1010996	ANGLE - MTG GAS STRUT	2
86	317021	GAS SPRING ASSEMBLY	2
87	353871	WIPER COVER & MTG PANEL	1
88	312700	WIPER MOTOR ASSEMBLY	1
89	354330	WINDSHIELD, M-CAB	1
90	E301876	GLASS - REAR	1
91	330817	WINDOW FRAME LH	1
92	E325332	AC KIT	1
93	331737	ACCESS PANEL A/C-HEATER FIBERGLASS	1
94	E354282	SUPPORT POST-SERVICE DOOR, WELDMENT	1
95	E324516	FLOORMAT REAR	1
96	353875	BUDDY SEAT INSTALLATION	1
97	E354310	PLATE-BENT, COVER ECU, WELDMENT	1
98	326011	PLATE, BENT, DOOR SEAL PROTECTOR	1
99	324564	ARM WIPER-WET	1
100	E317815	WELDMENT, C-HOLD (STEERING COLUMN)	1
101	E300769	CENTER BONDED MOUNT (RUBBER)	4
102	316120	BLADE - WIPER	1
103	E314475	PLATE MOUNTING - FOUR VALVE	1
104	044152	HORN 12V	1
105	890701094	EXTRUSION-WINDOW (.08330)	1
106	890701	EXTRUSION-WINDOW (.08330)	1



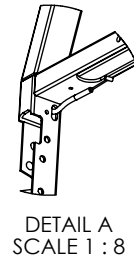
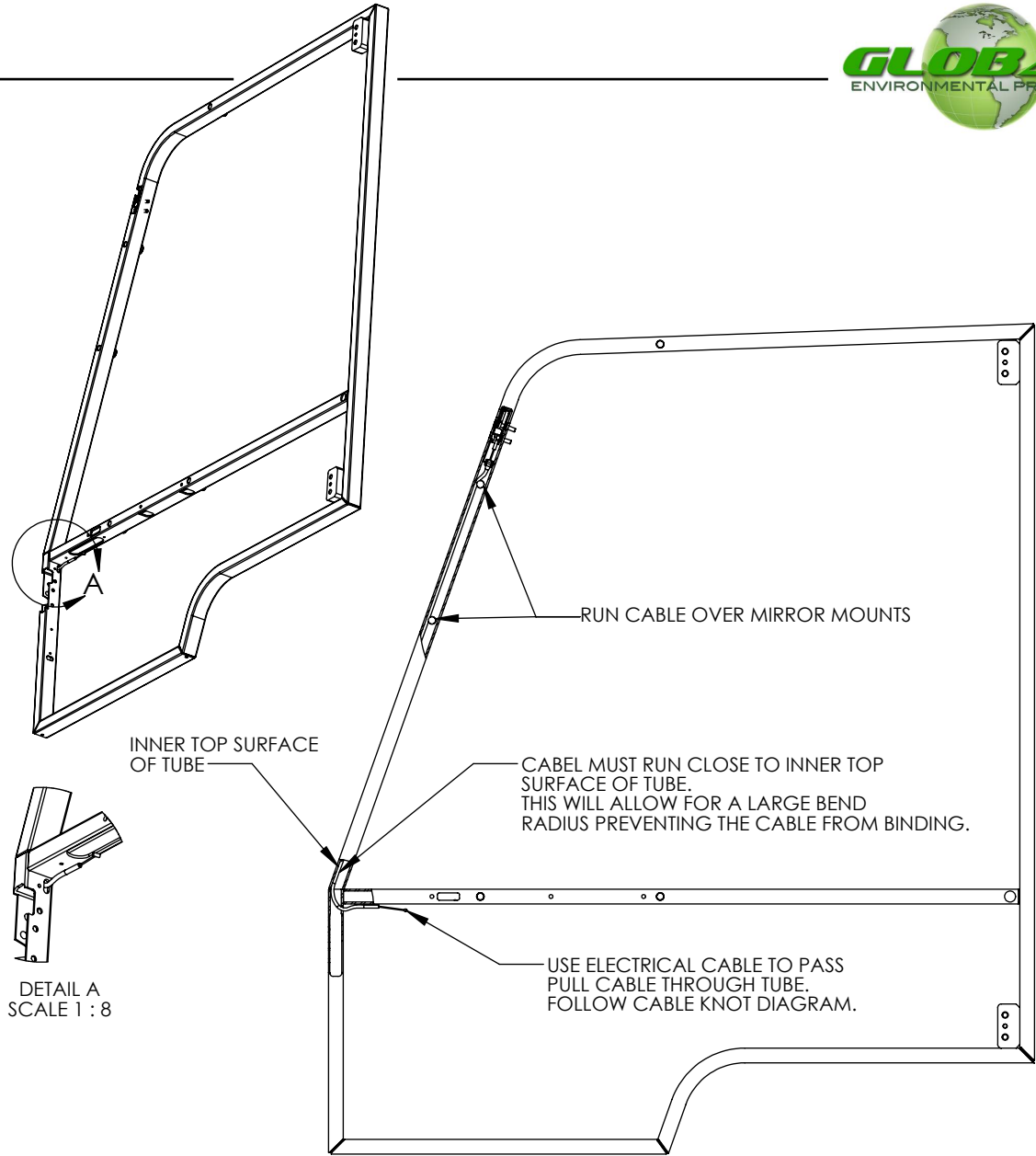
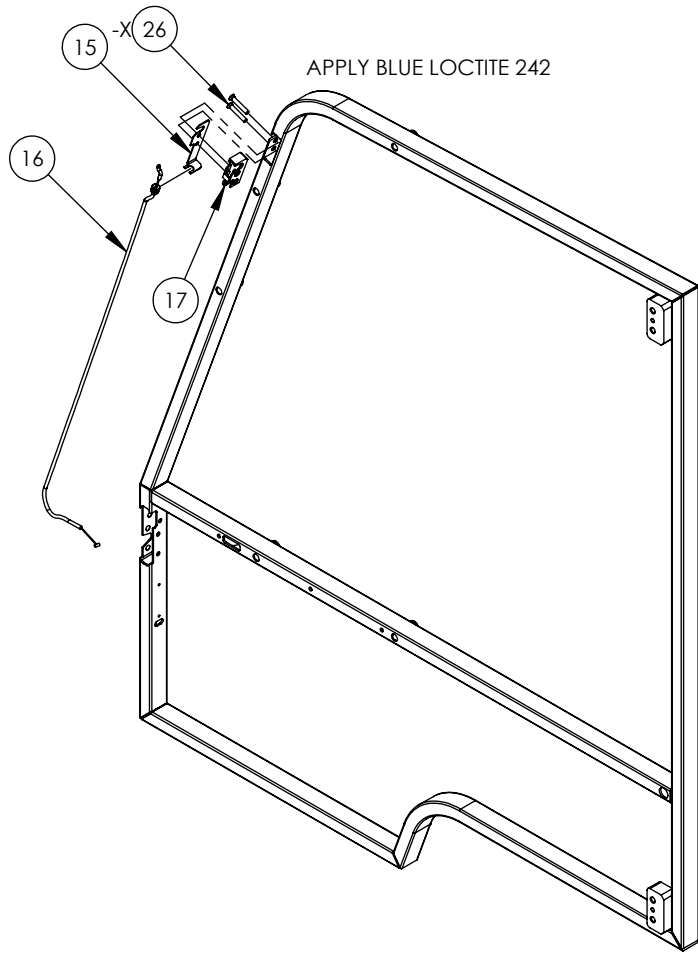
ITEM NO.	PART NUMBER	DESCRIPTION	QTY.
107	326454	DUST COVER, RUBBER PLUG	1
108	324997	RESERVOIR WASHER BOTTLE 2L	1
109	E325022	PLATE, COVER	1
110	E301388	HANDLE	2
111	316872	STRIKER BOLT	1
112	306003	ADAPTOR KIT	1
113	E323444	PLATE, COVER - SPINDLE ACCESS	1
114	317285	TEETHERS ADJUSTABLE	2
115	E317283	SEAT BELT	1
116	E317817	PLATE-BENT, C-HOLD (STEERING COLUMN)	1
117	326989	LIGHTBAR ASSY, 2-1/2" - STD	1
118	325117	RETAINER, PANEL-PLASTIC	4
119	E324518	FLOORMAT KICK PANEL	1
120	E324676	FLOORMAT CORNER PATCH	1
121	324909	DECAL, WATER VALVE	1
122	325291	TRIM SEAL- FLEXIBLE 5/8 DIA	1
123	330203	ECU BOX ASSY M4C, ISB13	1
124	331739	SERVICE DOOR FIBERGLASS	1
125	E327242	LATCH, FLUSH- SERVICE DOOR	1
126	E314476	PLATE SPACER THREE BALL VALVE	1
127	E314477	BRACKET, MOUNT - THREE VALVE	1
128	324907	WATER VALVE ASSY- M3	1
129	E318687	SANDWICH MOUNT RUBBER 25X10A-1/4X20 CR55	4
130	325201	RECEPTACLE, 3 WAY	1
131	326556	COUPLER, 1/8 TUBING - NYLON	1
132	E324517	FLOORMAT, FRONT	1
133	E326420	SPACER, 1/8 PIPE X 0.34 LG	3
134	E353877	ANGLE, RECEIVER DRIER WELDMENT	1
135	327241	LATCH, FLUSH-ECU BOX	1
136	896922	TAPE-SEAL, 4" WIDE	1
137	325452	PEDAL & BRAKE INSTL	1
138	325859	HOSE ASSY-AC 5/16 ID X 18 CUT	1
139	325666	PUSHNUT, COVERED 3/16 SHAFT	7
140	896891	RUBBER-.25 X .75,CLOSED CELL	2
141	323610	COPPER GROUND TERMINAL 14POS	1
142	325857	HOSE ASSY-AC 5/16 ID X 46 CUT	1
143	329981	HOSE ASSY A/C 13/32 ID X 272LG	1

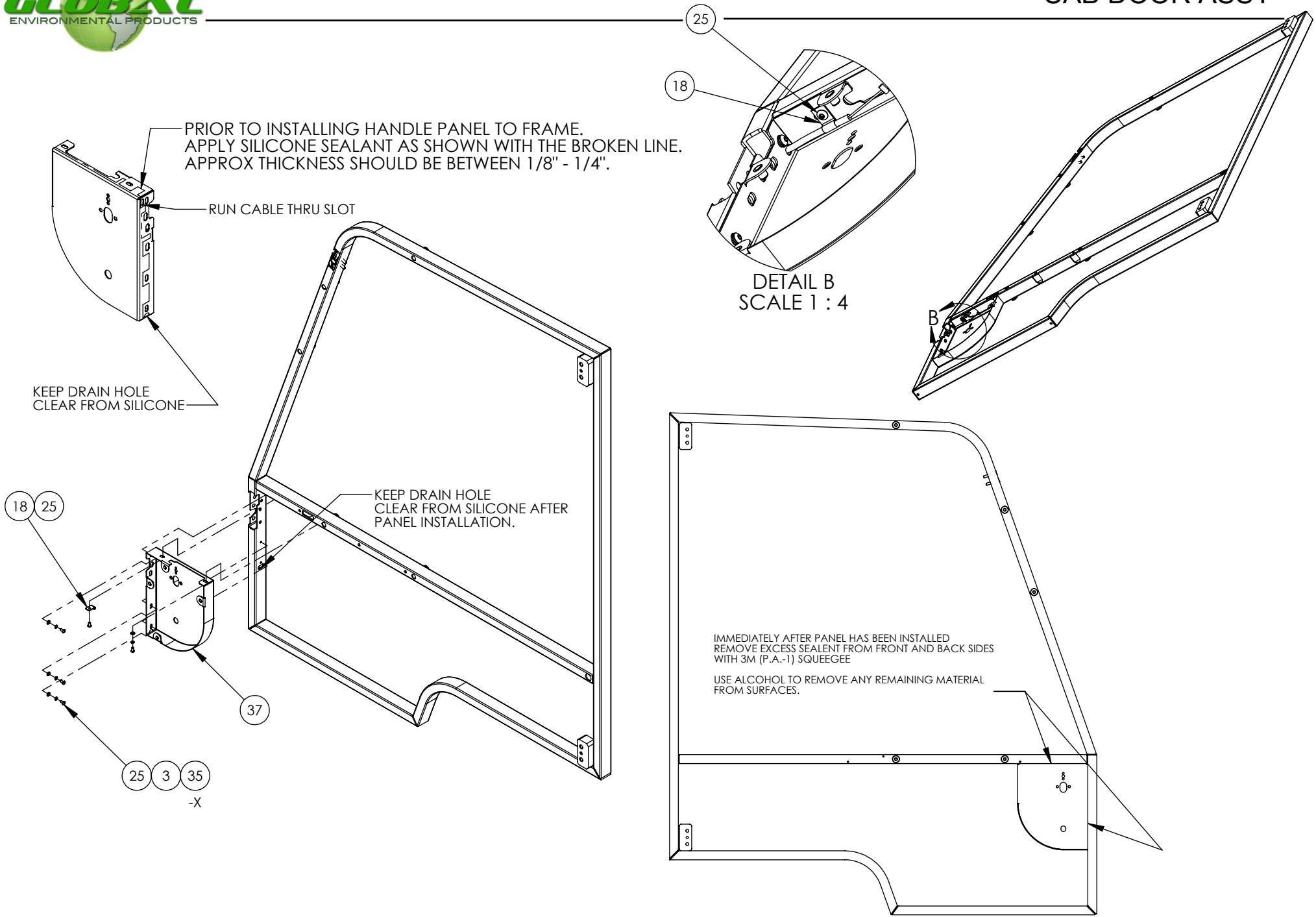
---

ITEM NO.	PART NUMBER	DESCRIPTION	QTY.
144	315820022	TRIM SEAL- FLEXIBLE 22.5" LG	2
145	E323652	GROUND BAR HOLDER COPPER	1
146	896853006	NON-SKID TAPE	2
147	331141	HINGE MOUNT, UPPER	2
148	331533	DOOR HINGE WLDMNT	2
149	331142	HINGE MOUNT, LOWER	2
150	323129		1
151	329726	DECAL, ECU-BOX, M4C	1
152	331358	UPHOLSTERY KIT-CAB INTERIOR	1
153	375314	BRACKET WLDMT - VISOR	2
154	356960	MIRROR MOUNT BRACKET LOWER_LH	1
155	356961	MIRROR MOUNT BRACKET UPPER_LH	1
156	357025	PLATE-BENT BOTTOM, FRONT LATCH	1
157	357043	PLATE-LATCH FRONT ADJ. WLDMT	1

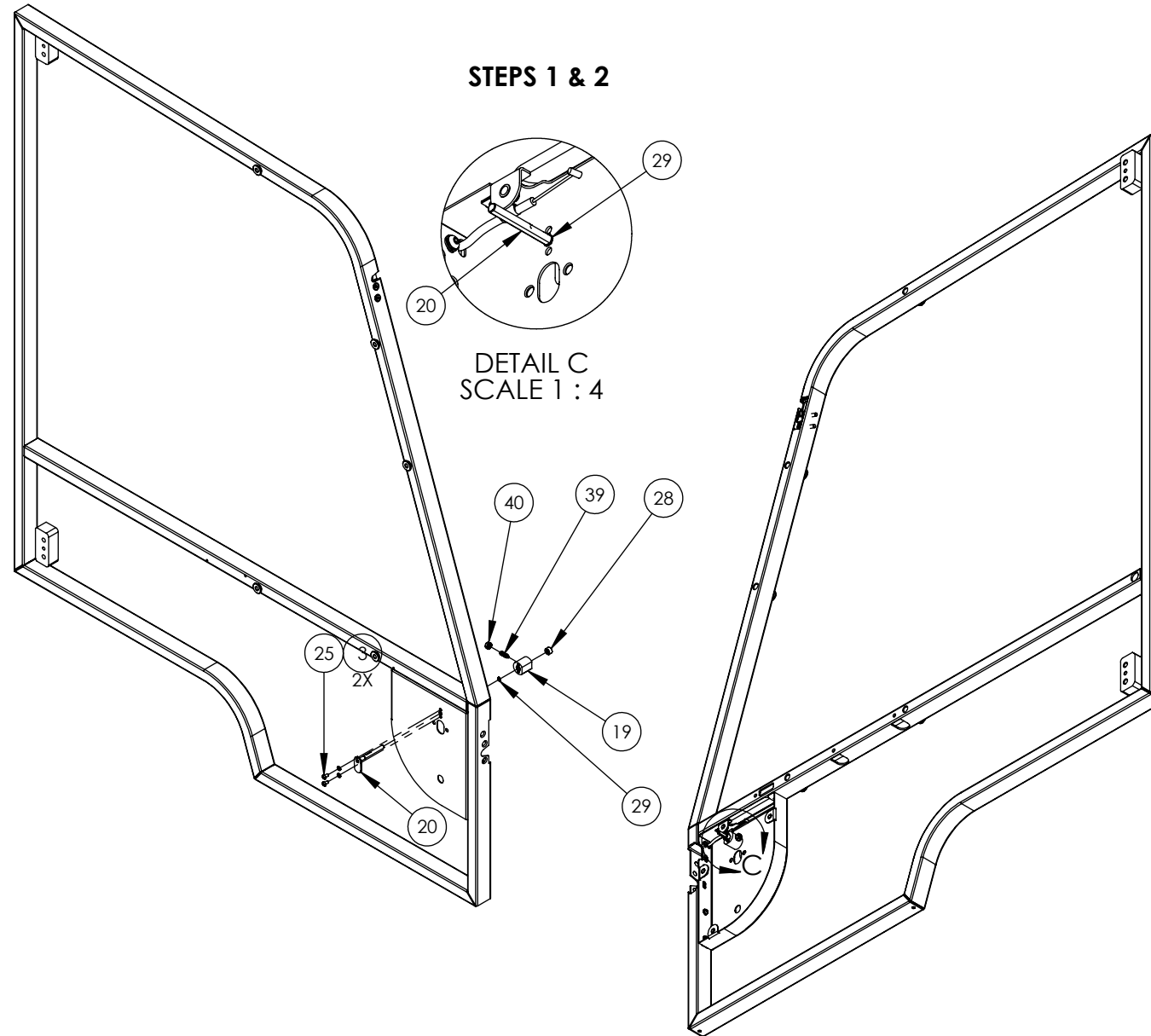
---







## STEPS 1 & 2



**STEP 1:**  
INSERT ITEM 20 THROUGH PANEL HOLE AS INDICATED BY THE DRAWING.

**STEP 2:**  
ATTCH ITEM 29 TO ITEM 20 GROVE. "DO NOT OVER EXTEND EXTERNAL RING"

**STEP 3:**  
APPLY GREASE TO ITEM 20 SHAFT.

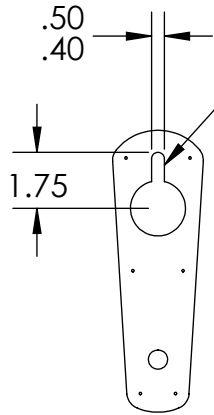
**STEP 4:**  
INSERT ITEM 20 THROUGH ITEM 19.

**STEP 5:**  
SECURE ITEM 19 USING ITEMS 3 AND 25 (SNUG TIGHT).

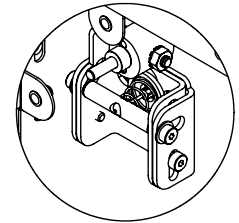
**STEP 6:**  
CONFIRM THAT ITEM 20 IS FREE TO ROTATE.

**STEP 7:**  
INSERT ITEM 39 INTO ITEM 19 WHILE TURNING ITEM 20 BETWEEN OPEN AND CLOSE POSITIONS. CONTINUE TO INSERT ITEM 39 UNTIL IT BOTTOMS OUT PREVENTING ITEM 20 FROM ROTATING. BACK OFF ITEM 39 ONE COMPLETE TURN. ITEM 20 SHOULD NOW BE FREE TO ROTATE. IF NOT, DO ANOTHER COMPLETE TURN OF ITEM 39.

**STEP 8:**  
WITH ITEM 20 FREE TO ROTATE BETWEEN OPEN AND CLOSE POSITIONS. SECURE ITEM 39 USING ITEM 40 (SNUG TIGHT).

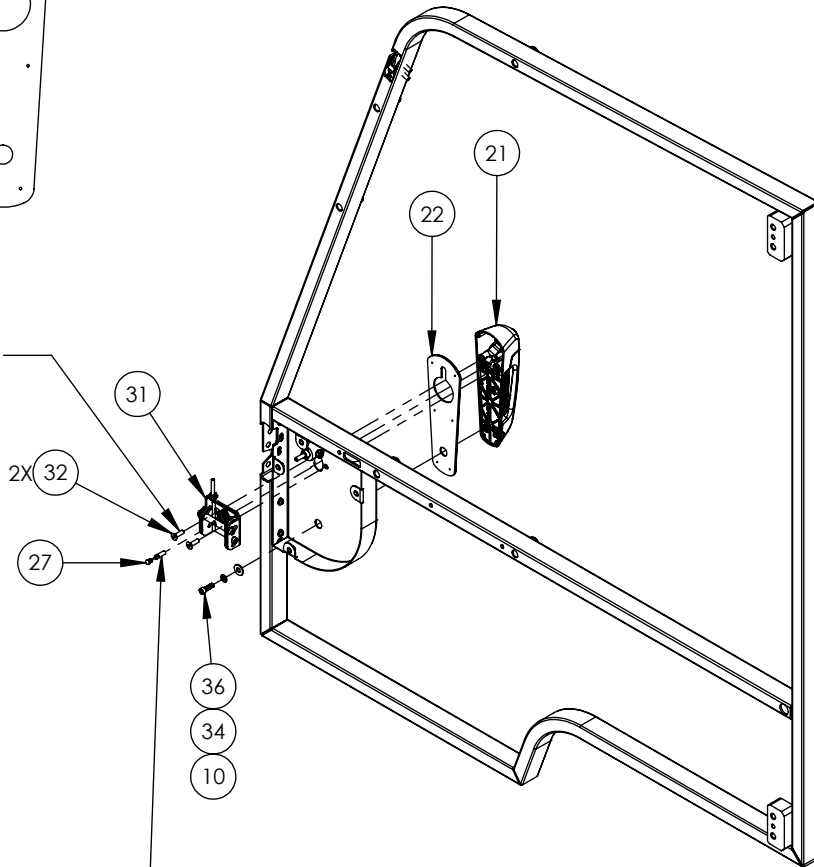


THIS SLOT NEEDS TO BE CUT OUT PRIOR TO ATTACHEING THE HANDLE.  
SLOT CAN BE CUT OUT USING A RAZOR BLADE.  
SLOT DOES NOT NEED TO HAVE A RADIUSSED TOP, A FLAT TOP IS OKAY.

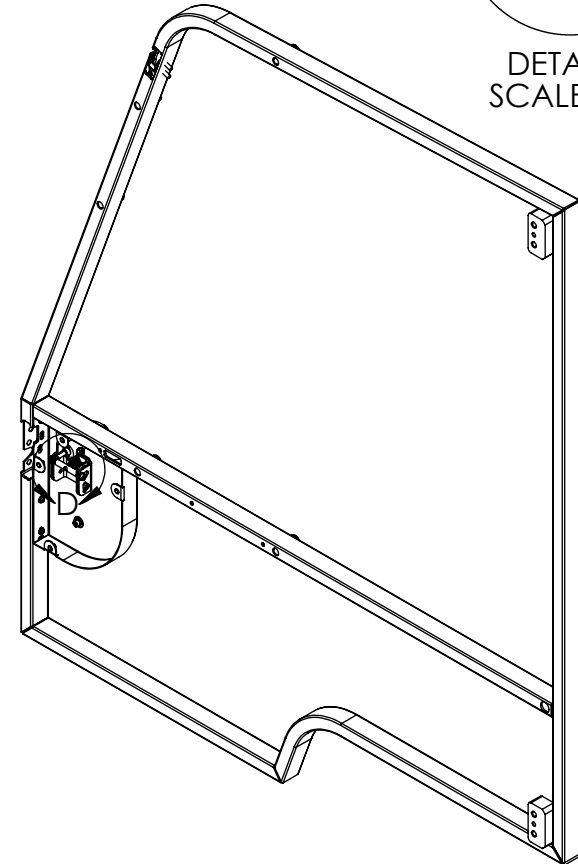


DETAIL D  
SCALE 1 : 4

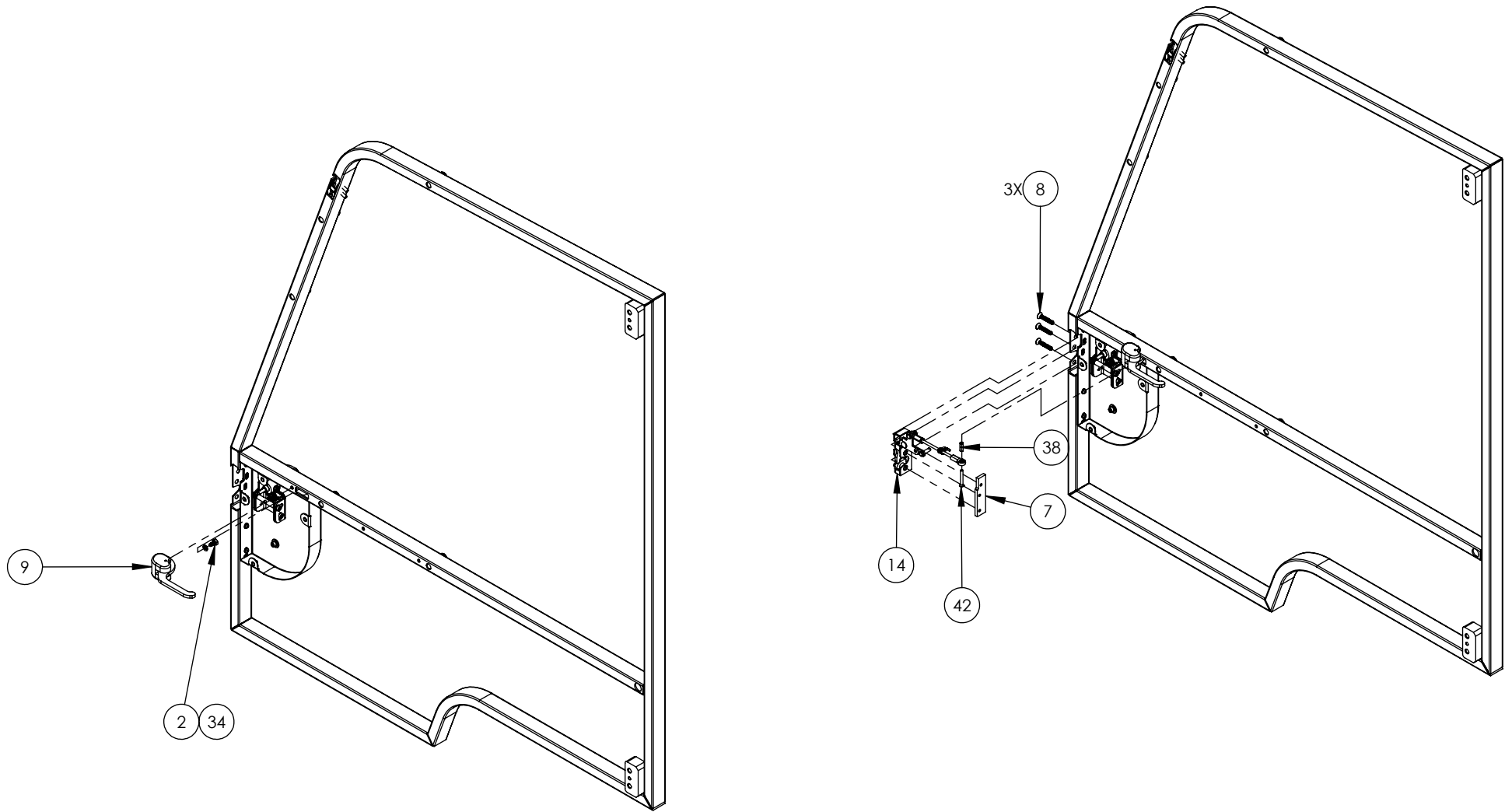
APPLY LOCTITE 242 TO THREAD

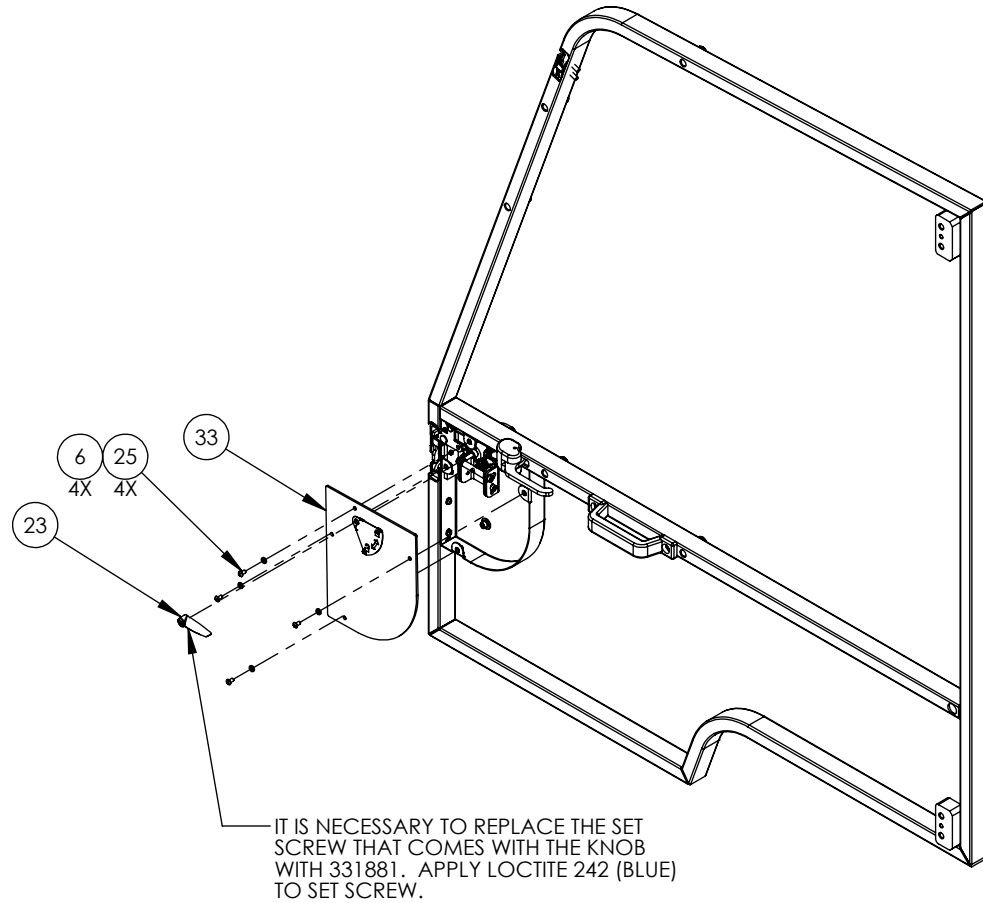
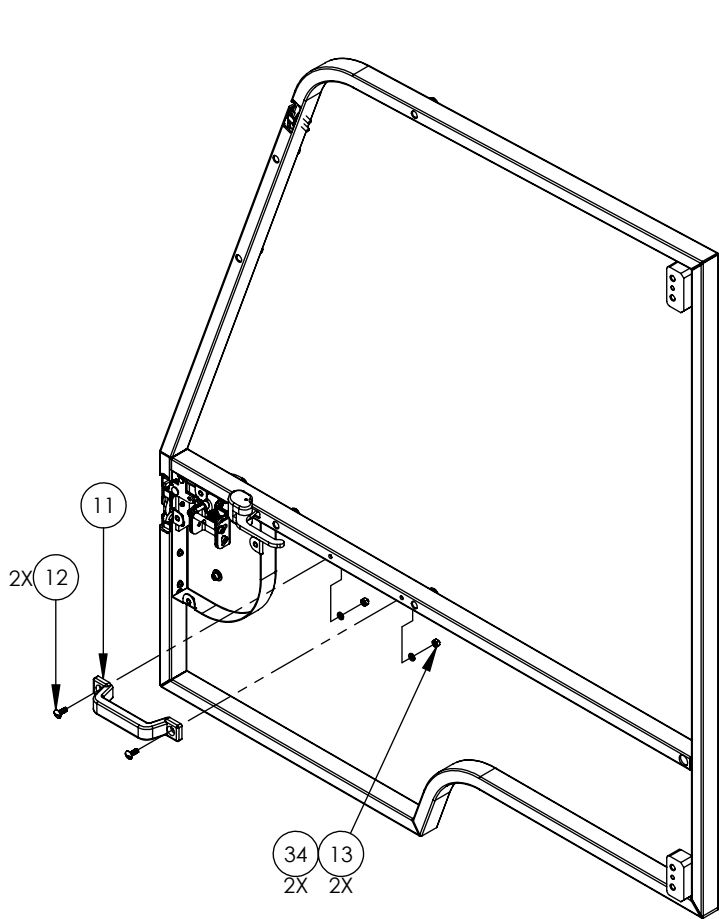


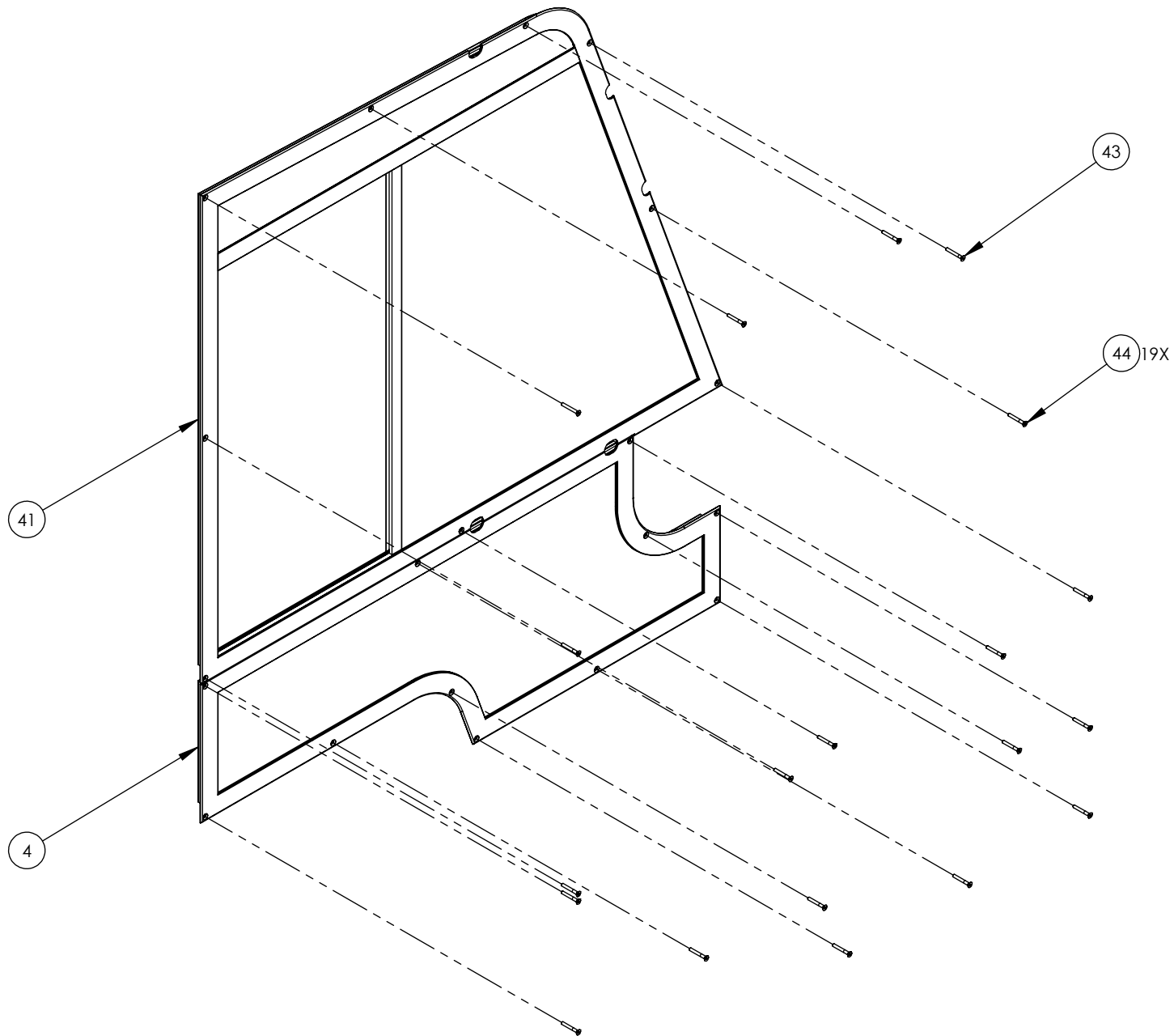
APPLY LOCTIE 242 TO THREAD  
INSERT MICRO CABLE UNTIL HEAD IS BELOW SHAFT SURFACE  
SEE DETAIL D



# CAB DOOR ASSY



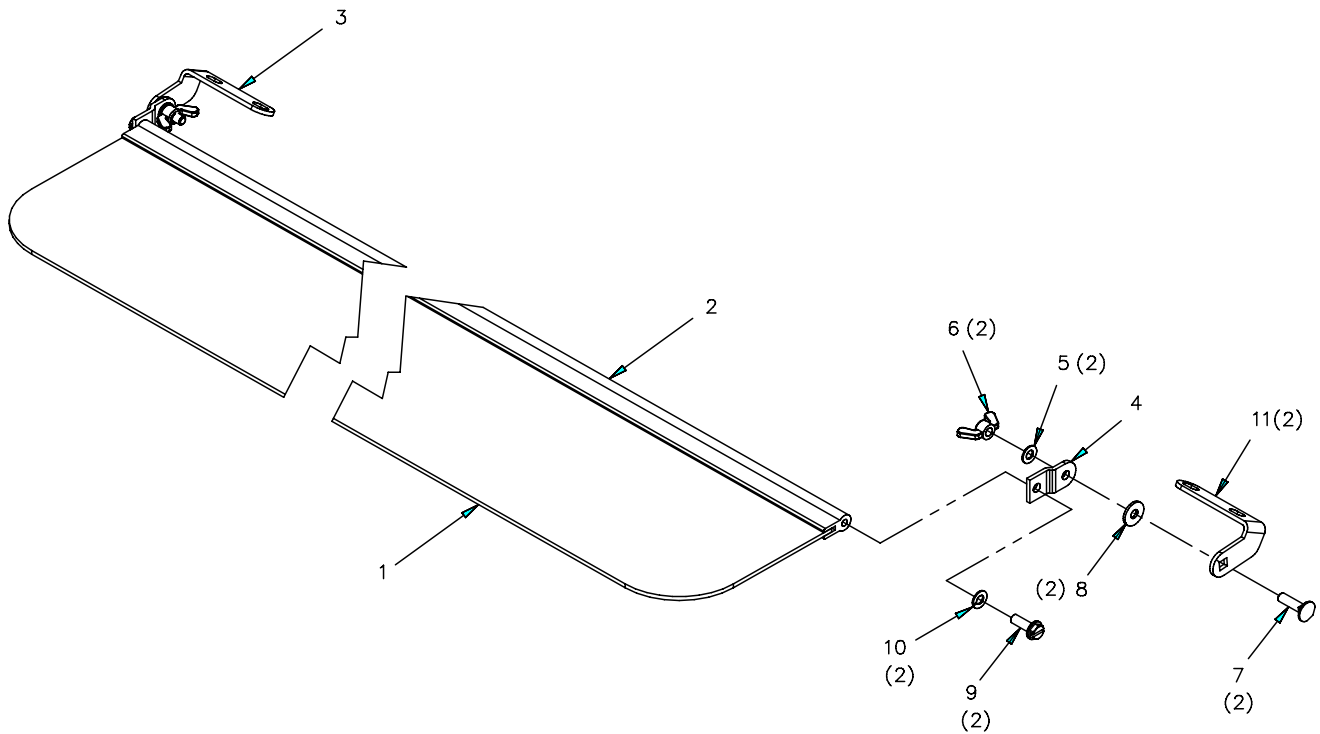




ITEM NO.	PART NUMBER	DESCRIPTION	QTY	REV
<b>REF</b>	<b>331463</b>	<b>CAB DOOR ASSEMBLY W/PULL HNDL</b>	<b>1</b>	<b>REV 2</b>
1	331531	DOOR FRAME WLDMNT W / SQUARE HINGES	1	-.6
2	031428	BOLT,HEX,HEAD,Ø 1/4-20-UNC x 1\2"LG	1	A.8+
3	035604	WASHER,SPRING LOCK,Ø #10	6	-.3
4	330818	CAB DOOR WINDOW_LOWER	1	-.2+
6	331124	NEOPRENE RUBBER WASHER	4	-.1+
7	331126	PLATE - LATCH	1	-.1+
8	331127	FLAT-HEAD SOCKET CAP SCREW, 1/4"-20 X 1.5" LG	3	-.1+
9	331523	INTERIOR DOOR HANDLE ASSEMBLY	1	-.1+
10	035605	WASHER,FLAT,Ø 1/4",USS,(3/4" O.D.)	1	-.9+
11	E318797	PULL HANDLE	1	-.1+
12	900114	SCREW,TRUSS HEAD,FLAT DRIVE,1/4-20--UNC X 3/4" LG.	2	-.1
13	030703	NUT, HEX, 1/4-20-UNC	2	-.9+
14	331525	DOOR LOCK LATCH ASSEMBLY	1	-.3
15	331975	PULL CABLE RETAINING PLATE	1	-.1+
16	331454	PULL CABLE	1	-.5+
17	331957	ROTARY LATCH, RH (MODIFIED)	1	-.1+
18	331537	LOOP CLAMP	1	-.1+
19	331484	LOCK SHAFT MOUNT	1	-.6
20	331480	LOCK SHAFT WLDMNT	1	-.5
21	331470	PULL HANDLE	1	-.1+
22	331496	RUBBER DOOR HANDLE GASKET	1	-.1+
23	331485	DOOR LOCK KNOB	1	-.1+
25	331352	SCREW,BUTTON HEAD,SOCKET CAP,#10-32-UNC X 3/4" LG	7	-.9+
26	331372	SCREW,SOCKET HEAD C'SUNK,#1/4-20-UNC x 3/4" LG.	2	-.9+
27	331483	MICRO CABLE	1	-.3
28	331622	SET SCREW SHAFT COLLAR	1	-.1+
29	330784	EXTERNAL RETAINING RING	1	-.1+
31	331722	DOOR RELEASE LATCH ASSEMBLY	1	-.2
32	331749	SCREW FLAT HEAD C'SUNK M6-1.00 x 20mm Lg.	2	-.1
33	331750	HANDLE PANEL COVER ASSEMBLY	1	-.1+
34	030643	WASHER,SPRING LOCK,Ø 1/4"	4	-.3
35	036645	WASHER,FLAT,Ø #10,SAE NARROW	4	-.9+
36	330779	BOLT,SOCKET HEAD CAP,M6 x 1.0 x 20mm LG.	1	-.5+
37	331784	HANDLE PANEL ASSEMBLY	1	-.1+
38	331897	HEX STANDOFF, #10-32, 3/4" LG	1	-.1+
39	331873	SPRING PLUNGER, 1/4"-20 X .75" LG	1	-.1+
40	900105	NUT, KEPS 1/4"-20	1	-.0
41	331769	CAB WINDOW DOOR	1	-.1+
42	331923	FLAT SOCKET HEAD CAP SCREW, #8-32 x 1 1\2" LG SS.	1	-.9+
43	331538	FLAT SOCKET HEAD CAP SCREW, #10-32 x 3/8" LG SS. BLACK OXIDE	1	-.9+
44	331144	FLAT SOCKET HEAD CAP SCREW, #10-32 x 1\2" LG SS. BLACK OXIDE	19	-.9+
45	331952	SCREW,BUTTON HEAD,SOCKET CAP,#10-32-UNC X 3/4" LG	4	-.9+

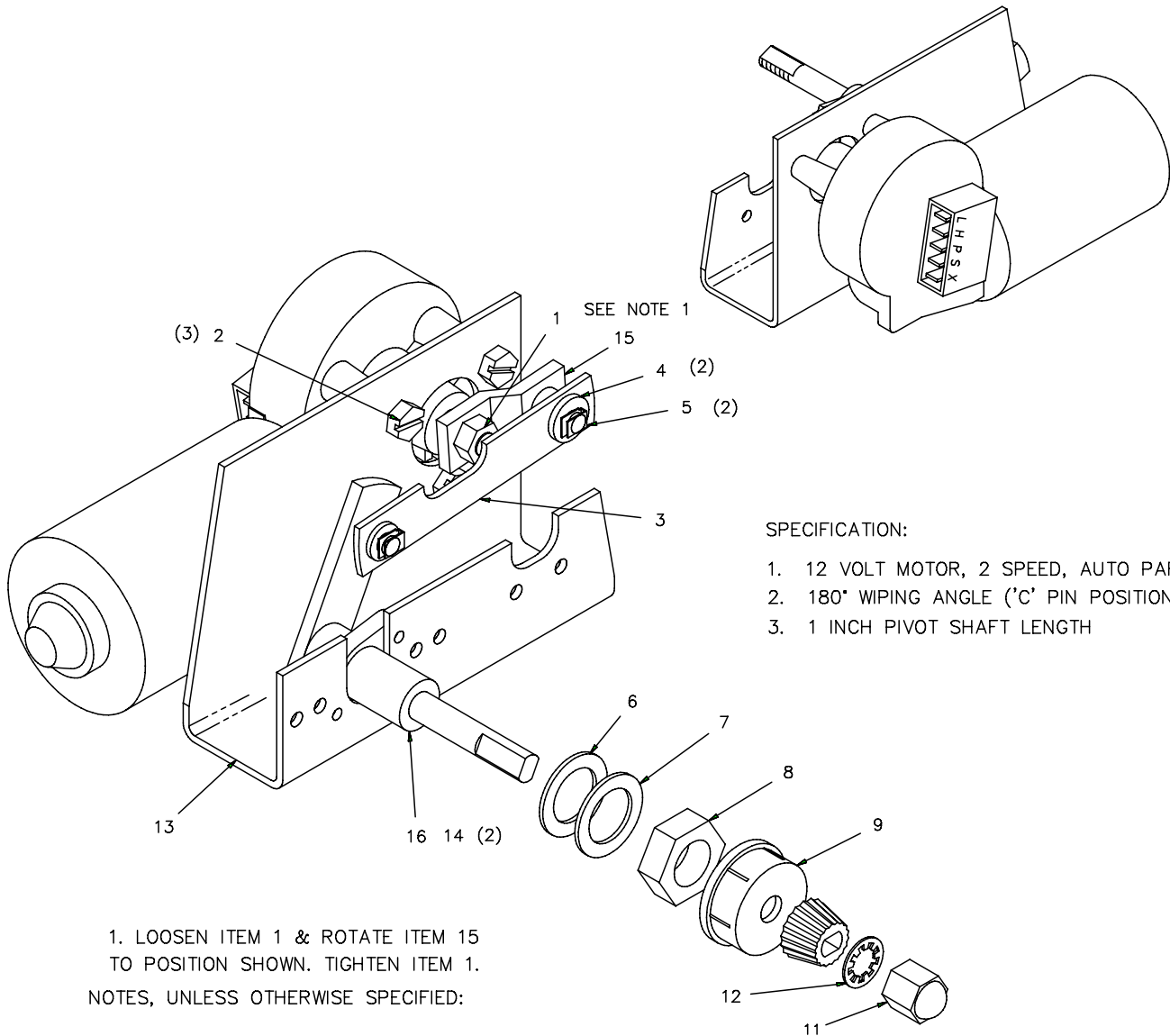


This page intentionally left blank

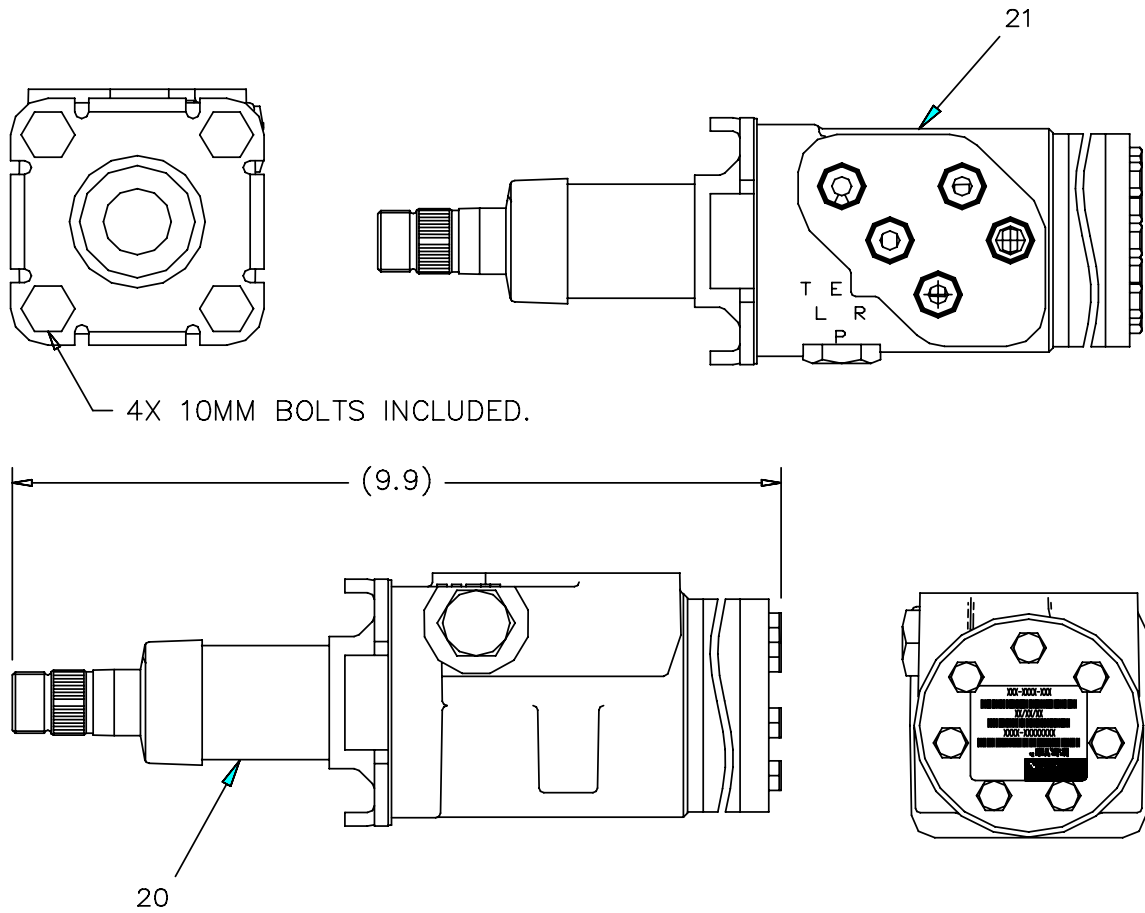


Item	Pt No.	Description	Qty	Item	Pt No.	Description	Qty
-	321621	Sun Visor Assembly	A Ref	8	325748	Washer, Nylon	2
1	325741	Grey Plexiglass	1	9	325749	Scr, Self-tapping	2
2	325742	Aluminum Hinge	1	10	030643	Washer - Loc Split Pltd 1/4 Gr8	2
3	325743	Bracket, Anglt Mtg (Rh)	1	11	325750	Bracket, Angle Mtg (Lh)	1
4	325744	Bracket End Cap,	2				
5	325745	Washer, Nylon	2				
6	325746	Nut, Wing	2				
7	325747	Bolt, Carriage 1/4 X 1	2				



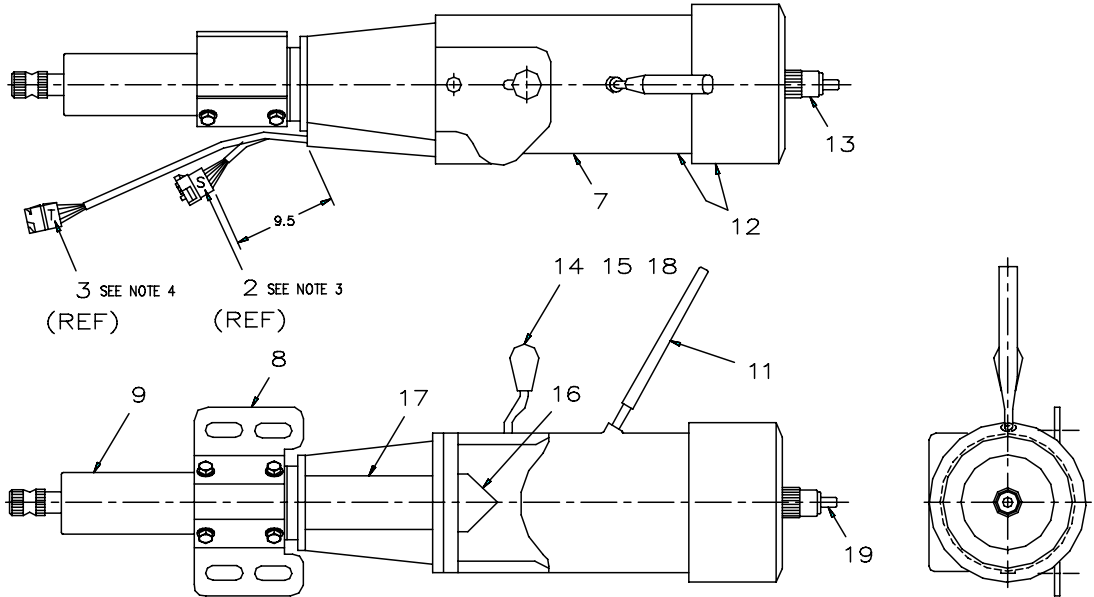


Item	Pt No.	Description	Qty	Item	Pt No.	Description	Qty
–	<b>312700</b>	<b>Windshield Wiper Motor Assy</b>	<b>C Ref</b>	11	312711	Nut	1
1	312701	Nut	1	12	312712	Washer, Flat	1
2	312702	Screw, Mounting	3	13	312713	Bracket	1
3	305983	Connecting Link	1	14	312714	Screw	2
4	312704	Spacing Washer	2	15	312715	Drive Arm	1
5	312705	Spring Clip	2	16	314492	Pivot Shaft	1
6	312706	Washer, Rubber	1				
7	312707	Washer, Steel	1				
8	312708	Nut	1				
9	312709	Cap	1				
10	312710	Knurled Driver	1				

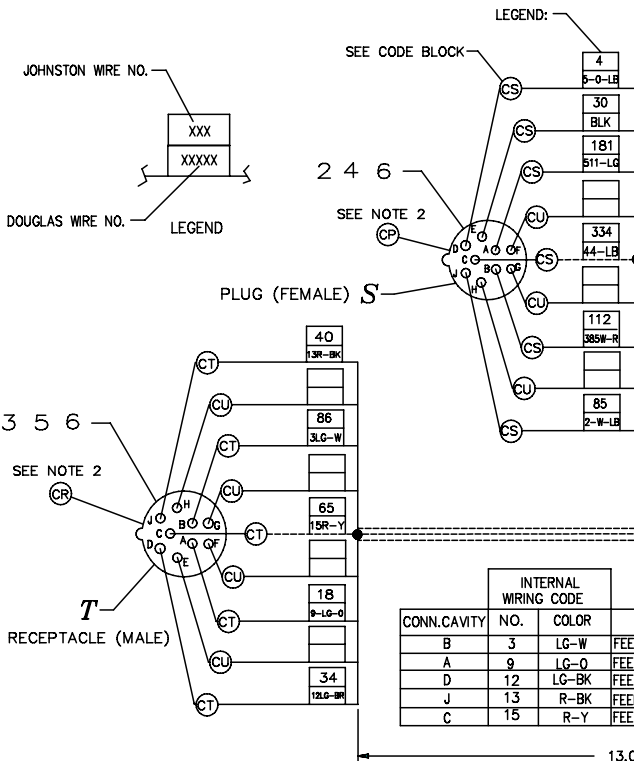


**NOTES:**

- 2.-HOUSINGS ARE SHOWN FROM TERMINAL INSERTION SIDE.
- 3.-IDENTIFY CONNECTOR WITH LETTER "S" USING A CONTRASTING COLOR.
- 4.-IDENTIFY CONNECTOR WITH LETTER "T" USING A CONTRASTING COLOR.



INTERNAL WIRING CODE			
CONN.CAVITY	NO.	COLOR	WIRE IDENTITY
J	2	W-LB	FEED TO RIGHT FRONT TURN LAMP
D	5	O-LB	FEED TO RIGHT REAR TURN/STOP LAMP
C	44	LB	FEED FROM TURN SIGNAL FLASHER
B	385	W-R	FEED FROM HAZARD WARNING FLASHER
A	511	LG	FEED FROM STOP LAMP SWITCH
E		BLK-Y	HORN WIRE

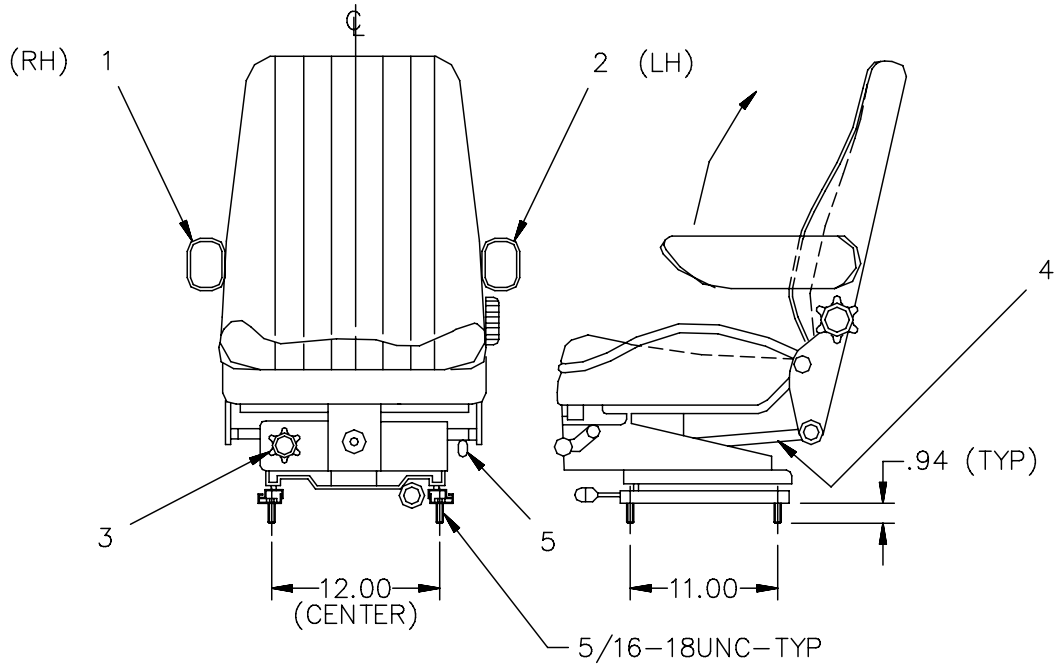


ELECTRICAL CODE DEFINITION		
CODE	PART NO.	DESCRIPTION
CS	A307897	SOCKET CONTACT (FEMALE)
CU	A307899	SEALING PLUG
CT	A307902	PIN CONTACT (MALE)
CR	B307901	HOUSING CONN. MALE, 9 PIN SEALED
CP	B307896	HOUSING CONN. FEMALE, 9 PIN SEALED

INTERNAL WIRING CODE			
CONN.CAVITY	NO.	COLOR	WIRE IDENTITY
B	3	LG-W	FEED TO LEFT FRONT TURN LAMP
A	9	LG-O	FEED TO LEFT REAR TURN/STOP LAMP
D	12	LG-BK	FEED TO HIGH BEAM HEADLAMPS
J	13	R-BK	FEED TO LOW BEAM HEADLAMPS
C	15	R-Y	FEED FROM HEADLAMP SWITCH

Item	Pt No.	Description	Qty	Item	Pt No.	Description	Qty
-	<b>318395</b>	<b>Steering Column Assembly</b>	<b>B Ref</b>		<b>325329</b>	<b>Steering Valve &amp; Shaft Assembly A</b>	<b>1</b>
2	307896	Receptacle	1	20	325321	Steering Valve	1
3	307901	Plug	1	21	325328	Valve- Column	1
4	307897	Socket Contact	6				
5	307902	Pin Contact	5				
6	307899	Sealing Plug	7				
7	318393	Steering Column	1				
8	311709	Mounting Bracket	1				
9	381024	Service Assy	1				
10	381023	Kit-Tilt Bolt	1				
11	381022	Kit-Rod & Pawl	1				
12	381021	Kit-Gap Hider	1				
13	381020	Kit-Tilt Stop	1				
14	381019	Kit-Tilt Lever	1				
15	381018	Kit-Horn Brush	1				
16	381017	Kit-Upper/Lower Cover	1				
17	381016	Kit-Turn Signal	1				
18	381015	Kit-Wire Harness	1				
19	381014	Kit-"U" Joint	1				

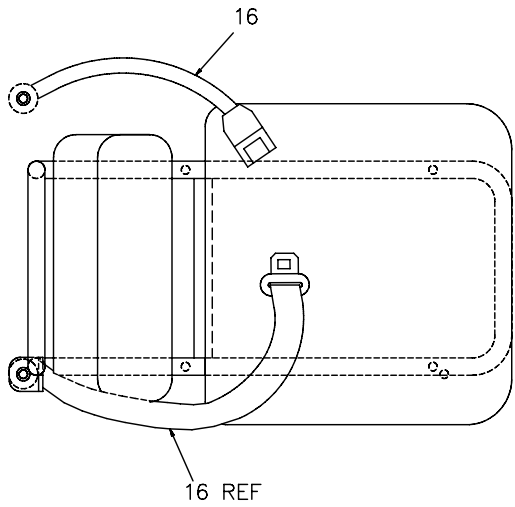




DESCRIPTION:

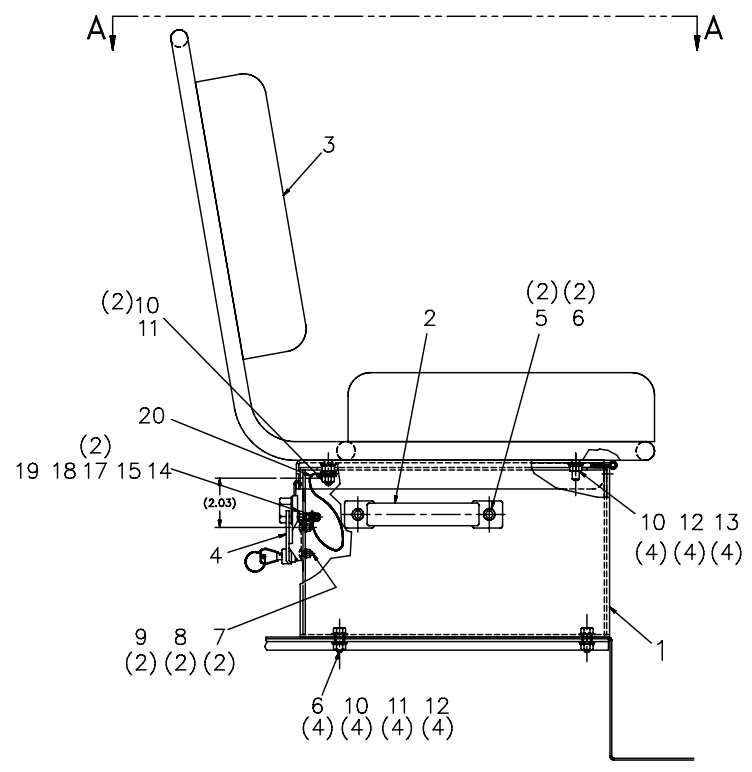
- 1) WESTERN STYLE TRAILBOSS MECHANICAL SUSPENSION SEAT.
- 2) LOWBACK.
- 3) ARMREST-(LH) & (RH).
- 4) GREY VINYL/GREY & BLACK TWEED COVER-SEAT AND BACK.
- 5) WITHOUT BACKREST ADJUSTMENT.
- 6) WITHOUT ICP
- 7) 12.00 MTG. STUDS CENTERS.
- 8) SEAT ADJUSTMENT LEVER LOCATED ON INSIDE OF (LH) RAIL.

Item	Pt No.	Description	Qty
-	<b>317052</b>	<b>Driver Seat Assembly</b>	<b>B Ref</b>
1	380287	Arm Rest Rh	0
2	380288	Arm Rest Lh	0
3	380289	Wght/Ride Knob	0
4	380290	Shock Absorber (Seat)	0
5	381357	Handle-height Adjustment	0



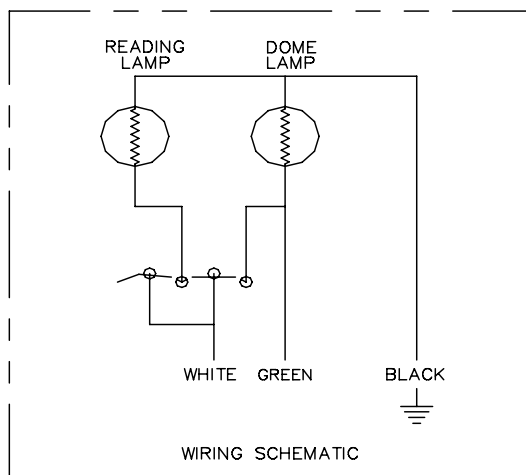
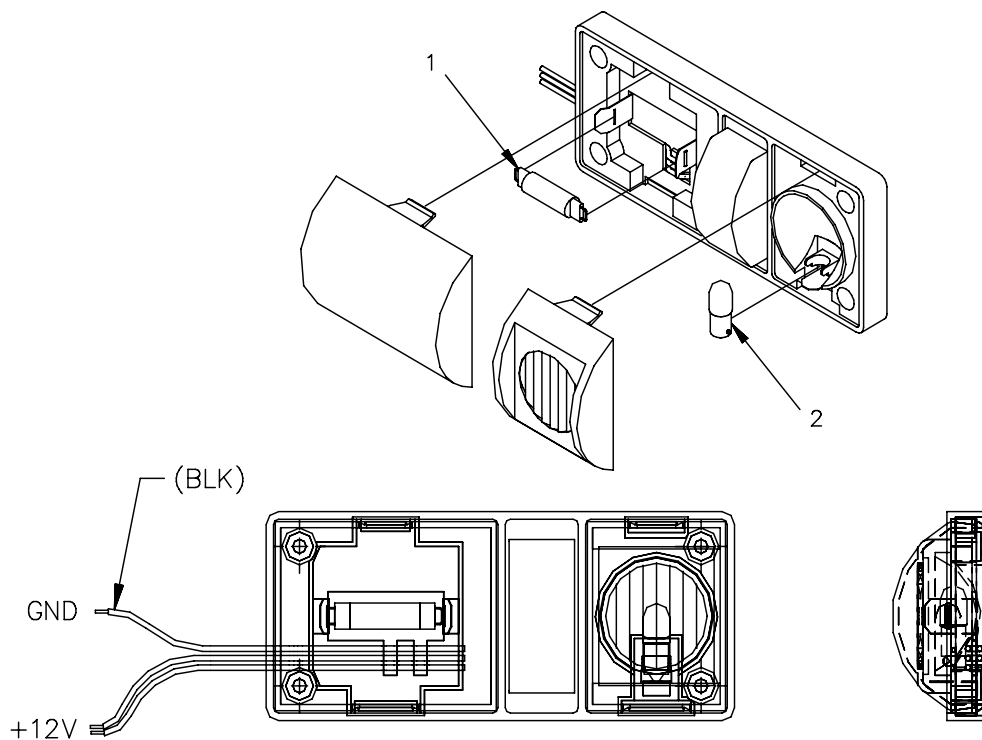
16 REF  
ANCOR POINTS ON REAR CAB SKIN ARE NOT SHOWN.

VIEW A-A



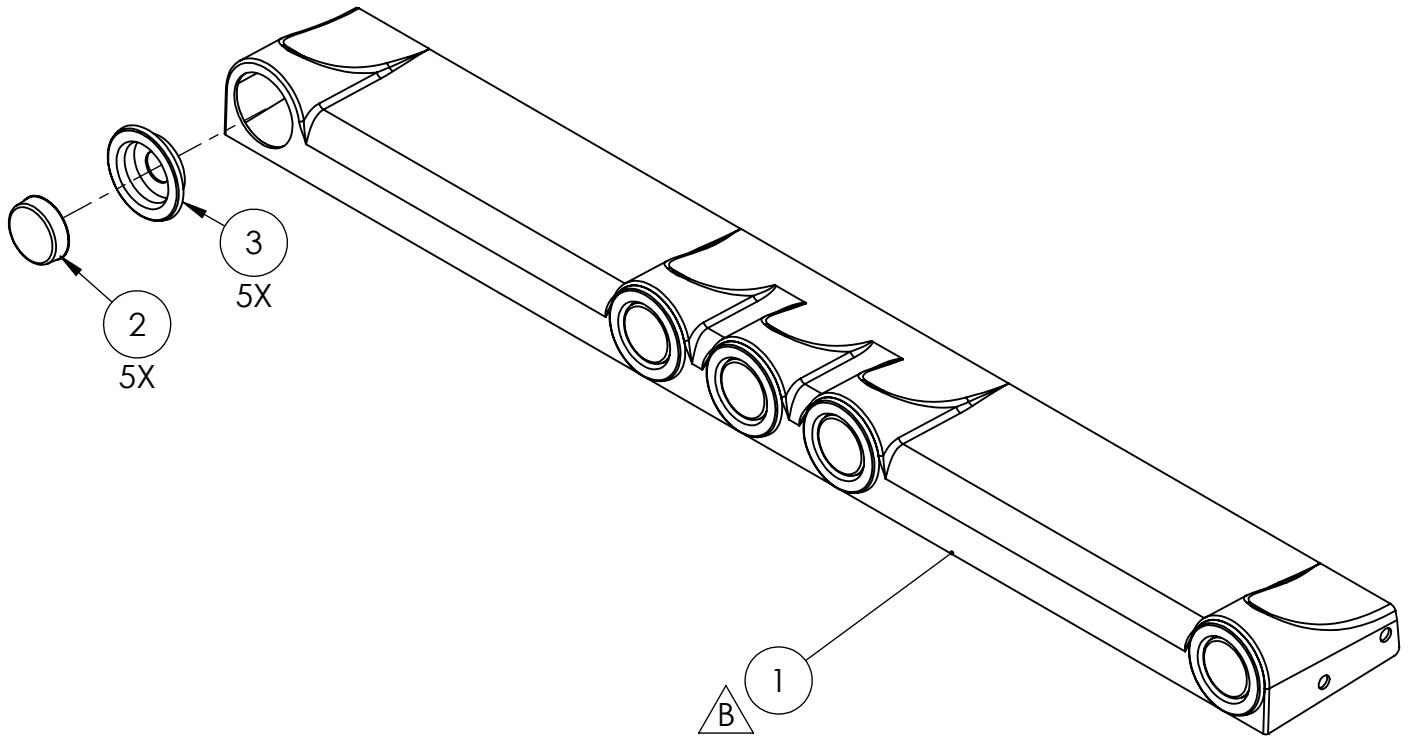
Item Pt No.	Description	Qty	Item Pt No.	Description	Qty
-	<b>353875 Buddy Seat Installation</b>	<b>A REF</b>	11	026025 Nut, Lock 5/16"-18, Stover (Gr.8YZ)	5
1	315775 Pedestal Widmt Buddy Seat	1	12	030373 Washer, Lock 5/16" (Gr.8YZ)	8
2	318797 Grip Handle - 7"	-	13	030617 Nut, Hex 5/16"-18 (Gr.8YZ)	4
3	320903 Buddy Seat, Folding - '99	1	14	033145 Bolt, Hex Hd 1/4"-20x3/4" (Gr.8YZ)	1
4	315868 Latch-Buddy Seat	1	15	900105 Nut, Keps 1/4"-20 (ZP)	1
5	023559 Nut, Lock Nylon 5/16"-18 (Gr.8YZ)	2	16	322765 Seat Belt, 3 Point-Buddy	1
6	030483 Bolt, Hex Hd 5/16"-18x3/4" (Gr.8YZ)	6	17	035605 Washer, Flat 1/4" USS (Gr.8YZ)	2
7	305121 Nut, Lock Nylon #10-24 (Gr.8ZP)	2	18	030703 Nut, Hex 1/4"-20 (Gr.8YZ)	1
8	036645 Washer, Flat #10 SAE (Gr5 YZ)	2	19	030643 Washer, Lock 1/4" (Gr.8YZ)	1
9	006810 Scr, Round Hd Slot #10-24x5/8" (ZP)	2	20	319256 Cable ASSY- Buddy Seat, Secure	1
10	030489 Washer, Flat 5/16", USS (Gr.8YZ)	10			




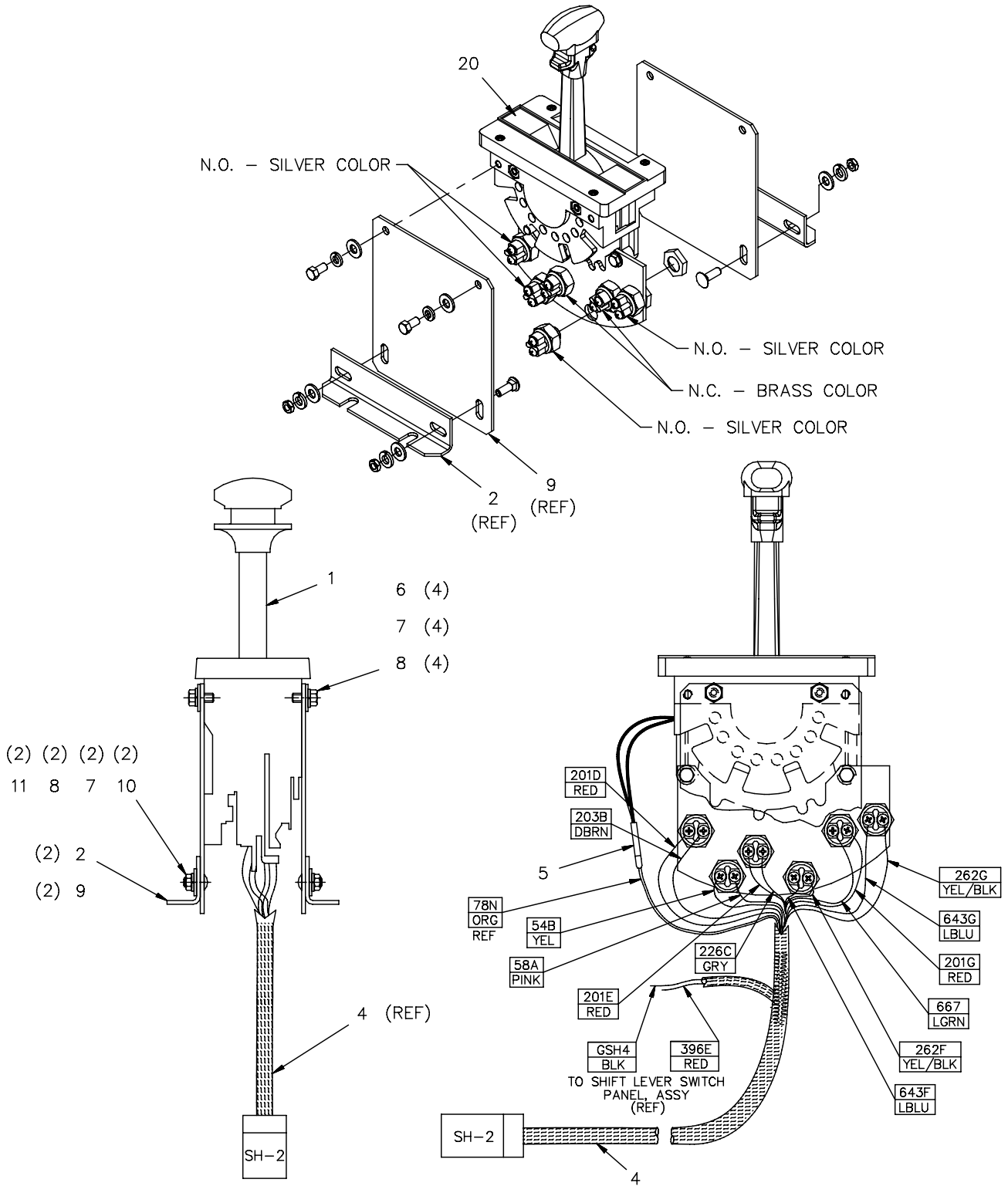


Item	Pt No.	Description	Qty	Item	Pt No.	Description	Qty
-	317629	Dome Lamp Assembly	- Ref	1	317634	Bulb,Tube	0
				2	317635	Bulb,Lamp	0
	317729	Dome Lamp	1				
	601097	Terminal - Plug	1				
	316024	Connector - bullet, Fem 0.156	1				





ITEM NO.	PART NUMBER	DESCRIPTION	QTY
<b>REF</b>	<b>326989</b>	<b>LIGHTBAR ASSY, 2-1/2" - STD</b>	<b>REV B</b> 
1	660302	LIGHTBAR, LOW PROFILE	1
2	318629	LIGHT, AMBER, 2 1/2"	5
3	317556	GROMMET, MOUNT LAMP, OPEN, 2 1/2"	5
4	354515	HARNESS "FRONT I.D. LIGHTS"	1



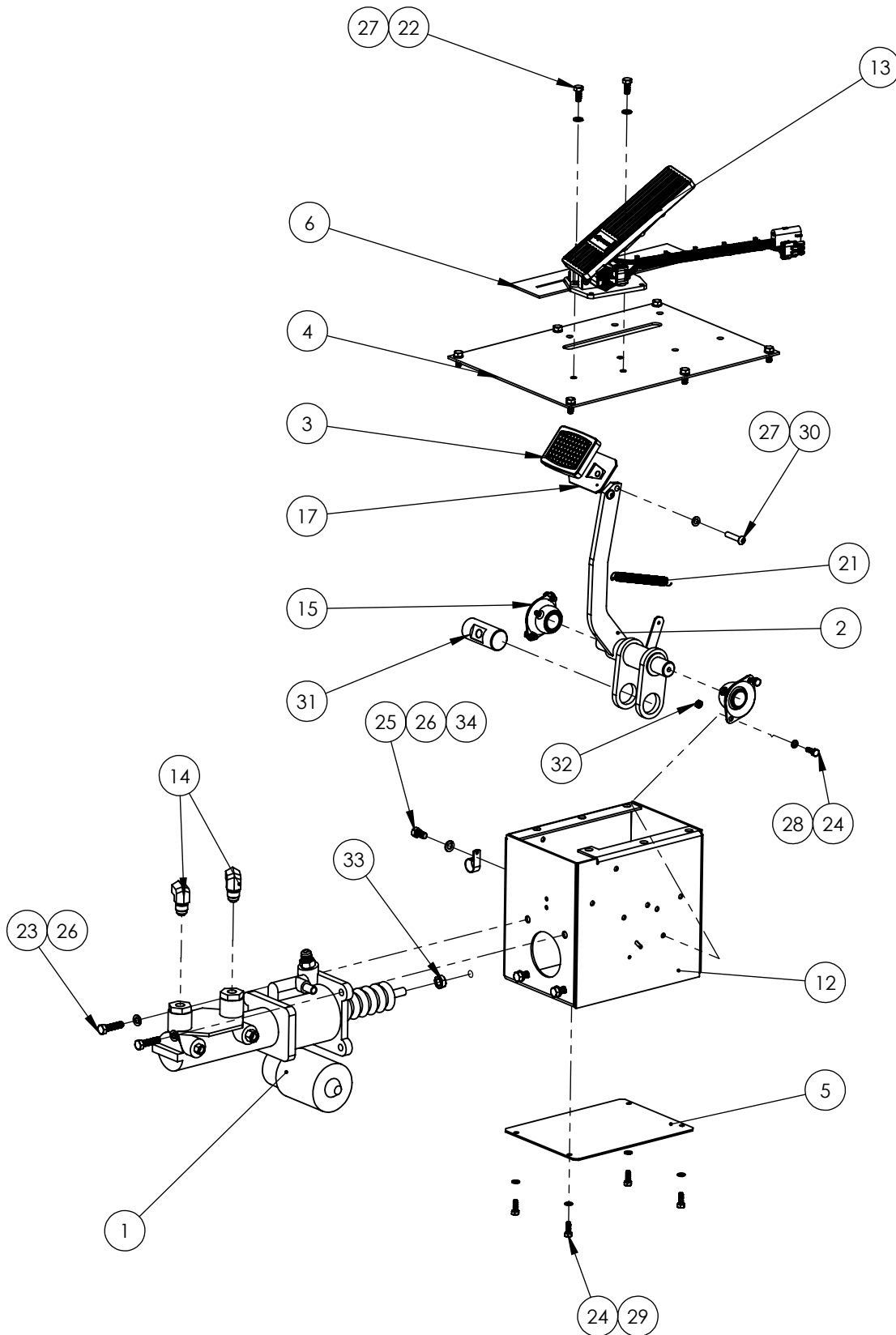


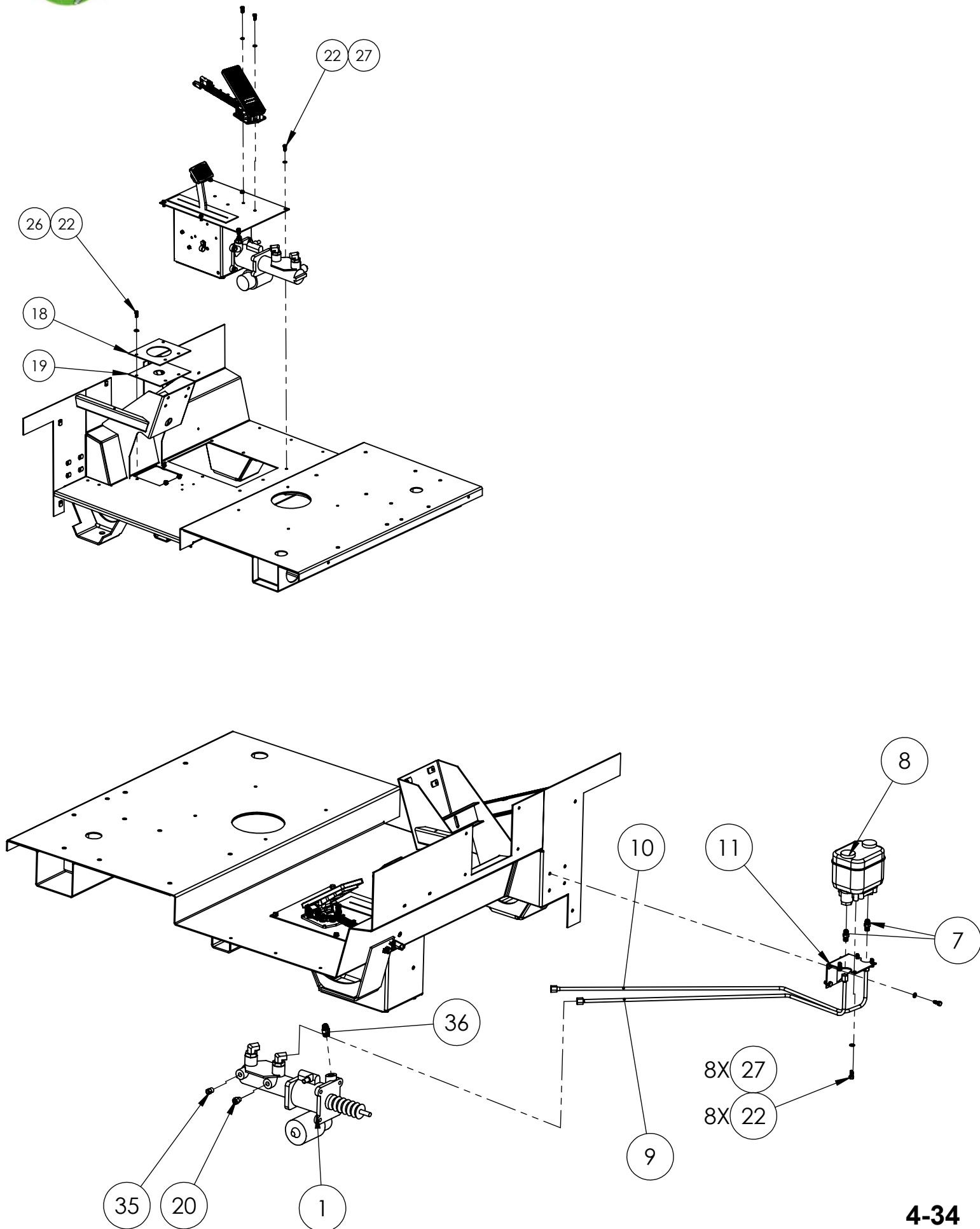
---

<u>Item</u>	<u>Pt No.</u>	<u>Description</u>	<u>Qty</u>
-	325456	<b>Shifter Assembly LH Mount</b>	<b>D Ref</b>
1	325517	Shifter, Six Switch	1
2	324645	Side-Shifter, Angle	2
4	325498	Harness "Shifter" Six Switch	1
5	352442	Permaseal Term, Butt 12-10 Ga	1
6	031428	Scr- Hx Hd Pltd 1/4-20x1/2 Gr8	4
7	035605	Washer Flat Uss Plated 1/4	8
8	030643	Washer- Loc Split Pltd 1/4 Gr8	8
9	324644	Side-Shifter, Plate	2
10	603169	Bolt-Carr-1/4-20 X 3/4 Pltd	4
11	030703	Nut Hex 1/4-20 Unc	4
20	325457	Decal, Shifter-Elec. Trans.	1

---

<u>Item</u>	<u>Pt No.</u>	<u>Description</u>	<u>Qty</u>
-------------	---------------	--------------------	------------



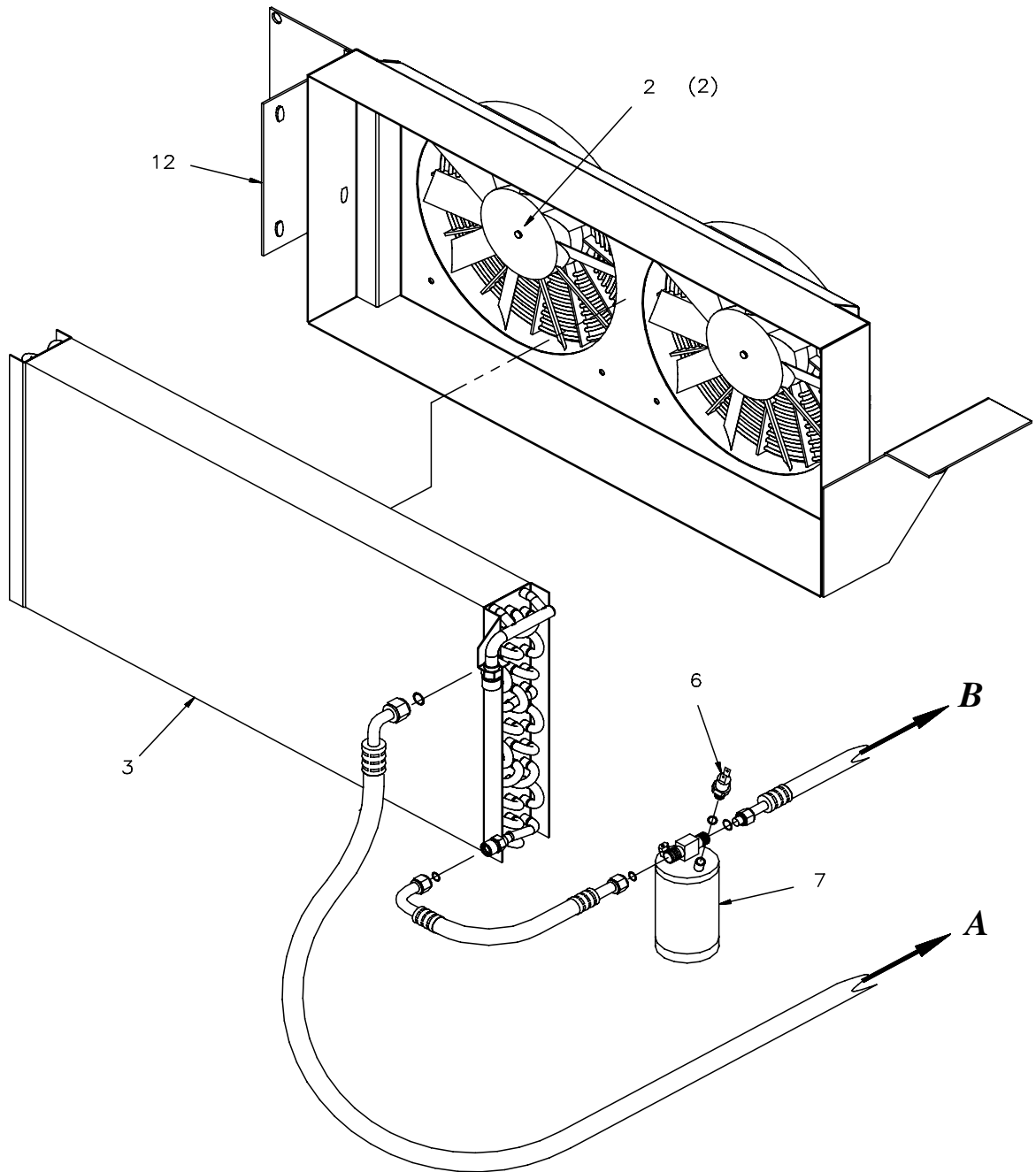




ITEM NO.	PART NUMBER	DESCRIPTION	QTY.
REF	331085	PEDAL & BRAKE INSTALLATION	REF
1	321545	MASTER CYLINDER & REMOTE RESERVOIR	1
2	323424	BRAKE LEVER WLDMT	1
3	320330	PAD, BRAKE PEDAL	1
4	320854	PEDAL MOUNTING PLATE, WELDMENT	1
5	318057	PLATE - COVER	1
6	318873	SEAL - RUBBER, 3 X 11	1
7	101845	HYD. FITTING STRAIGHT (MJIC-06/MNPT-06)	2
8	321547	REMOTE OIL RESERVOIR	1
9	321549	TUBING ASSEMBLY	1
10	321548	BRAKE LINE-REMOTE OIL, LH	1
11	E321593	REMOTE BRAKE RESERVOIR, WELDMENT	1
12	320152	BRAKE BOX WELDMENT	1
13	329833	ACCELERATOR PEDAL	1
14	033911	FITTING, HYD, STR, MNPT-06 X MJIC-06	2
15	045111	BRG FLANGE MTG	2
16	D354262	CAB FLOOR WELDMENT	1
17	E319077	BAR-PAD, WELDMENT (BRAKE)	1
18	E321585	PLATE - SEAL, COVER (STEERING COLUMN)	1
19	E321586	SEAL-STEERING COLUMN	1
20	303987	ADAPTER	1
21	008118	SPRING	1
22	030483	BOLT, HEX, HEAD, 5/16-18-UNC x 3/4" LG	20
23	034422	BOLT, HEX, HEAD, 3/8-16-UNC x 1 1/2" LG	4
24	033145	BOLT, HEX, HEAD, Ø 1/4-20-UNC x 3/4" LG	8
25	033147	BOLT, HEX, HEAD, 3/8-16-UNC x 3/4" LG	1
26	030605	WASHER, SPRING LOCK, Ø 3/8"	9
27	030373	WASHER, SPRING LOCK, Ø 5/16"	18
28	030643	WASHER, SPRING LOCK, Ø 1/4"	4
29	030643	WASHER, SPRING LOCK, Ø 1/4"	4
30	309873	SCREW, BUTTON HEAD, SOCKET CAP, 5/16-18-UNC X 1 1/4" LG. (SS)	2
31	E323425	PIN, PIVOT 1.375 X 3.00 LG	1
32	032317	NUT, HEX, JAM, 1/4-20-UNC	4
33	030400	NUT, HEX, JAM, 1/2-20-UNF	1
34	18010-5	WIRE & TUBE CLIP - 3/4"	1
35	303986	ADAPTER	1
36	303379	FITTING, HYD, STR, MJIC-08 x O-RING	1

This page intentionally left blank

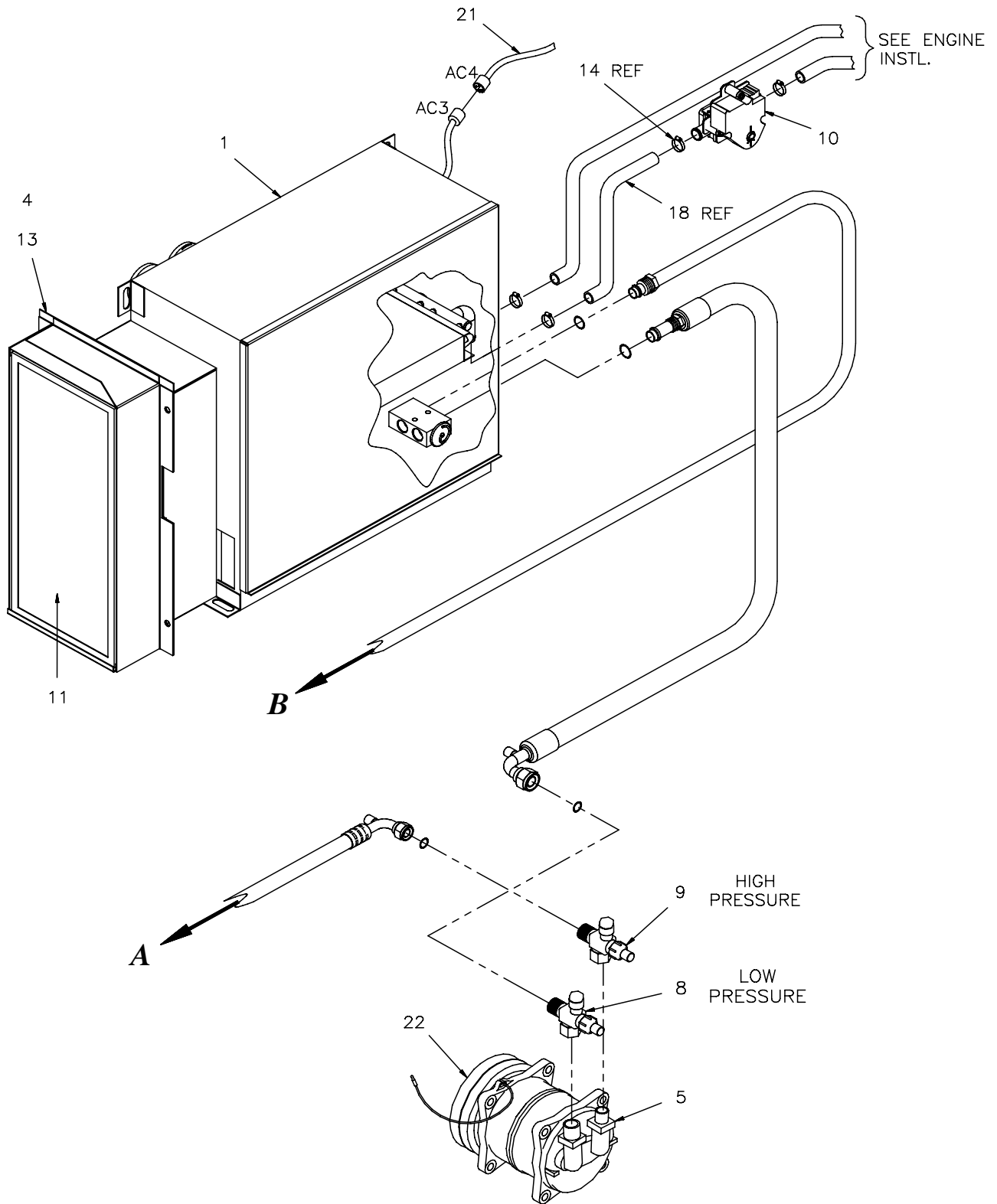




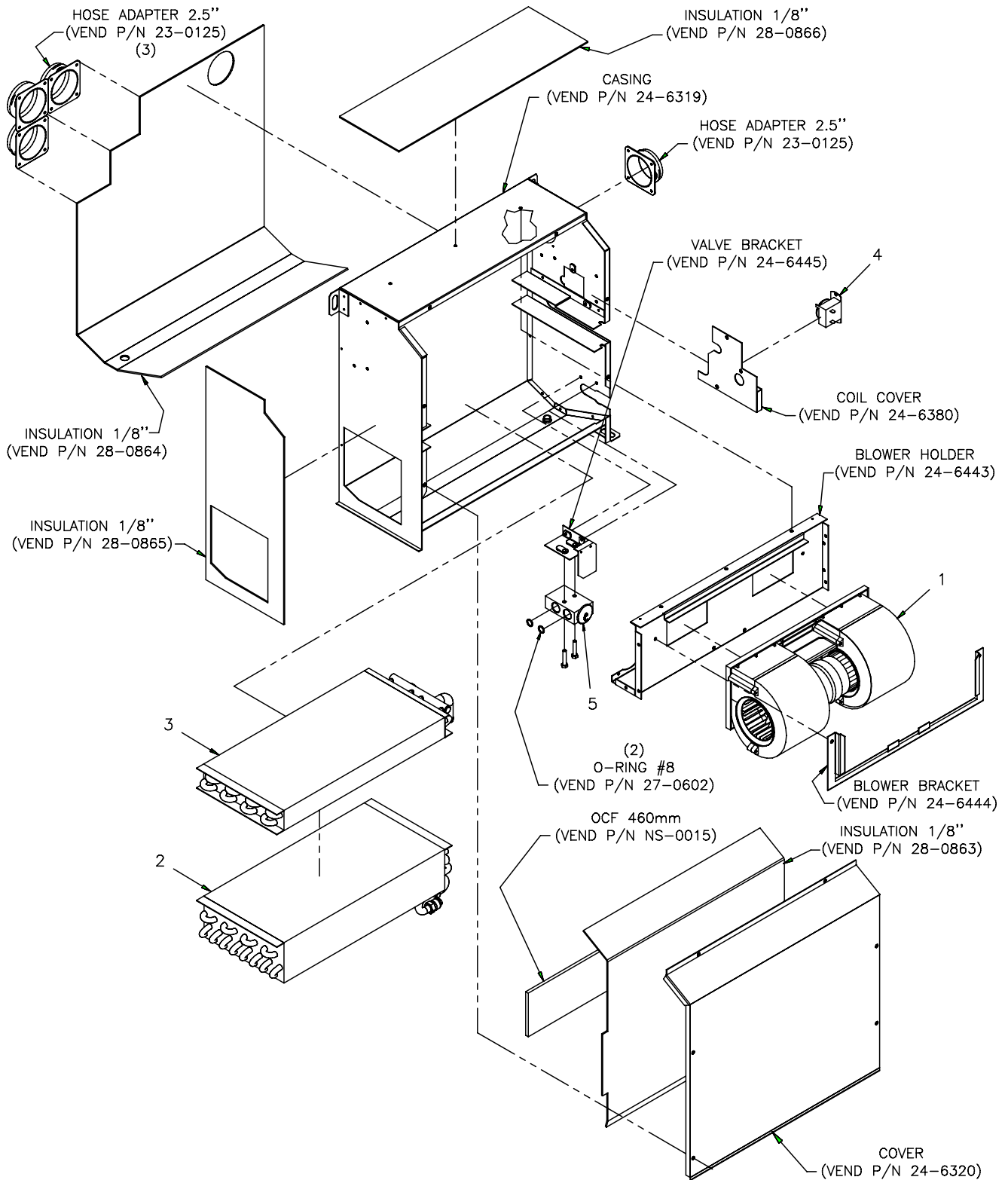
2. FOR HOSE P/N SEE M-CAB ASSEMBLY.

1. USE 4 LBS OF R-134A REFRIGERANT.

NOTES, UNLESS OTHERWISE SPECIFIED



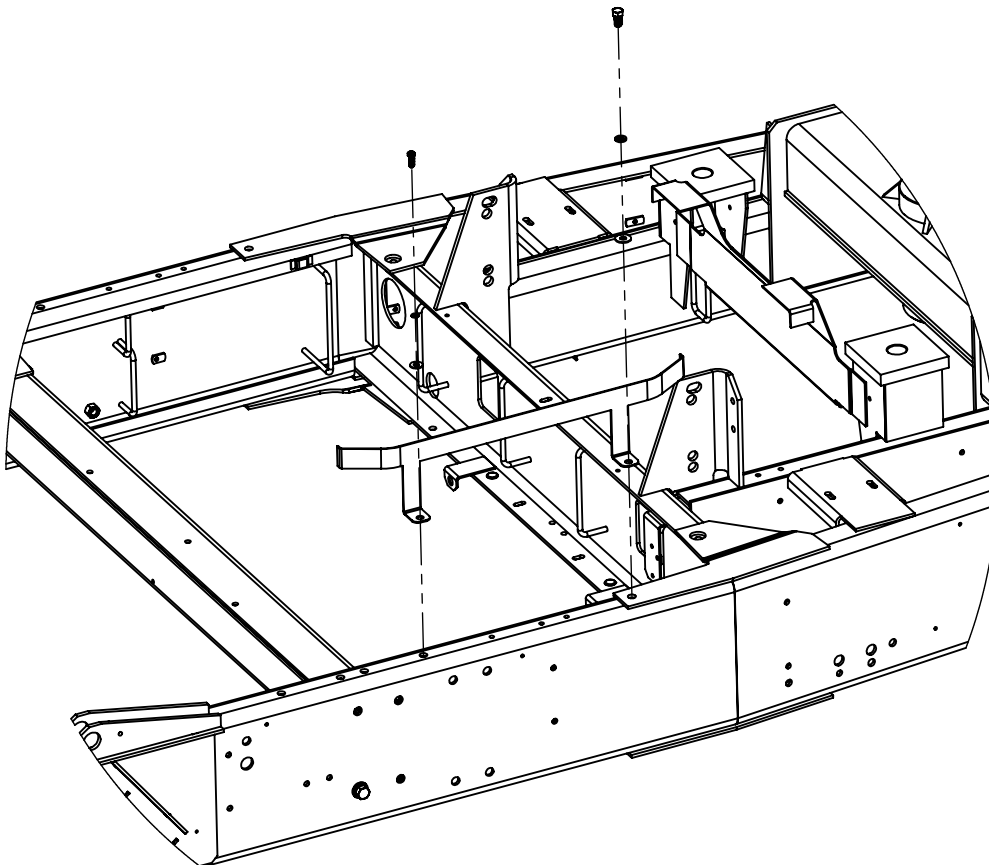
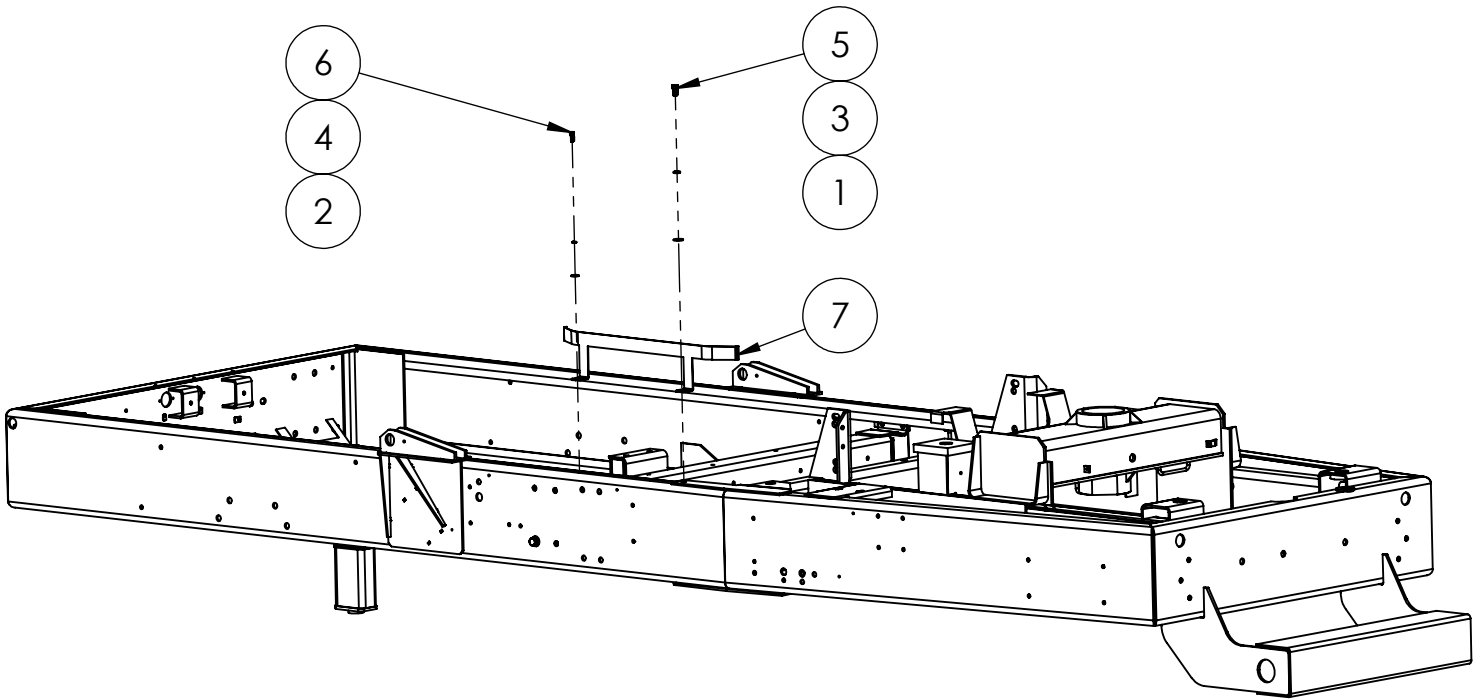
Item Pt No.	Description	Qty
- 325332	A/C KIT	*E REF
1	381961 Heater/Evaporator Housing Assy	1
2	381959 Switch Pressure, Binary	2
3	381960 Coil Assy, Condenser	1
4	381934 Air Filter Housing W/Actuator	1
6	381951 Switch Pressure , Binary	1
7	381950 Receiver/Drier	1
8	381949 Service Fitting, Suction	1
9	381948 Service Fitting, Discharge	1
10	382266 Valve,Water-Motorized	1
11	381953 Element, Air, A/C., Mobile Air M	1
12	381932 Condenser Unit W/Fan, 12V	1
13	381933 Actuator, Air Distrib Door	1
14	353689 Clamp,Silicone,Hose,Size 8	-
18	896601006 Hose-Silicone 5/8 Id X 6 Lg	-
20	381935 Control Panel, A/C-Heater (N)	-
21	324325 Mcc A/C Harness (N)	-
23	382267 Wiring Harness,Water Valve	1
24	382421 Louver, A/C Outlet	1



---

<b>Item</b>	<b>Pt No.</b>	<b>Description</b>	<b>Qty</b>
-	<b>381961</b>	<b>Evaporator Housing Assembly</b>	<b>A Ref</b>
1	381958	Blower, 12v	1
2	381957	Coil Assy, Evaporator	1
3	381956	Coil Assy, Heater	1
4	381954	Thermostat	1
5	381955	Valve, Block-expansion	1

This page intentionally left blank



ITEM NO.	PART NUMBER	DESCRIPTION	QTY
<b>REF</b>	<b>330915</b>	<b>AC HOSE BRACKET INSTL</b>	<b>REF</b>
1	031506	WASHER,FLAT,Ø 7/16",USS	1
2	030557	WASHER,FLAT,USS,Ø 3/8"	1
3	030592	WASHER,SPRING LOCK,Ø 1/2"	1
4	030373	WASHER,SPRING LOCK,Ø 5/16"	1
5	030636	BOLT,HEX,HEAD,1/2-13-UNC x 1"LG	1
6	031433	BOLT,HEX,HEAD,5/16-18-UNC x 1"LG	1
7	330793	AC SUPPORT BRACKET	1

---



This page intentionally left blank

---

CHAPTER **5**

**Electrical**

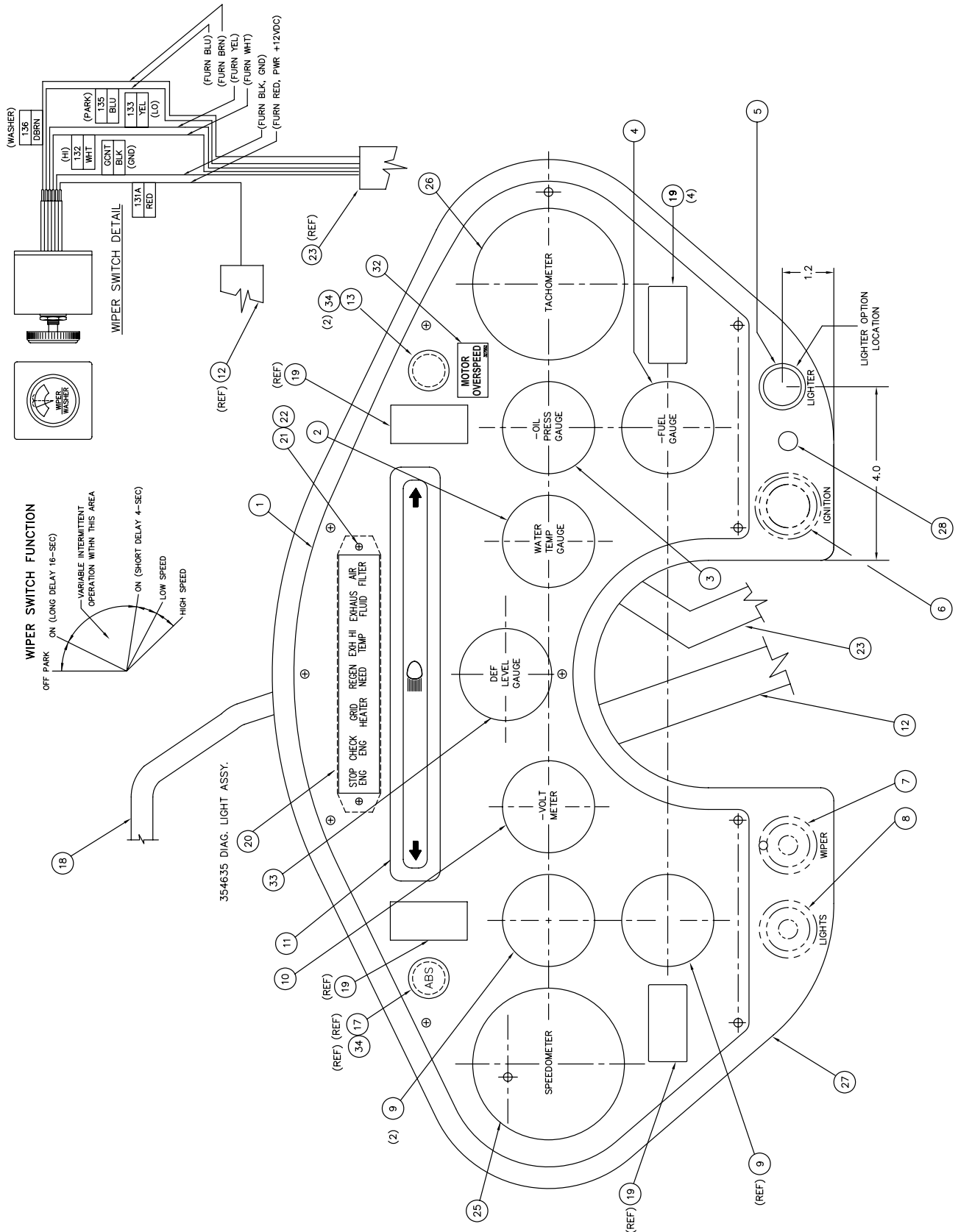
**Table of**

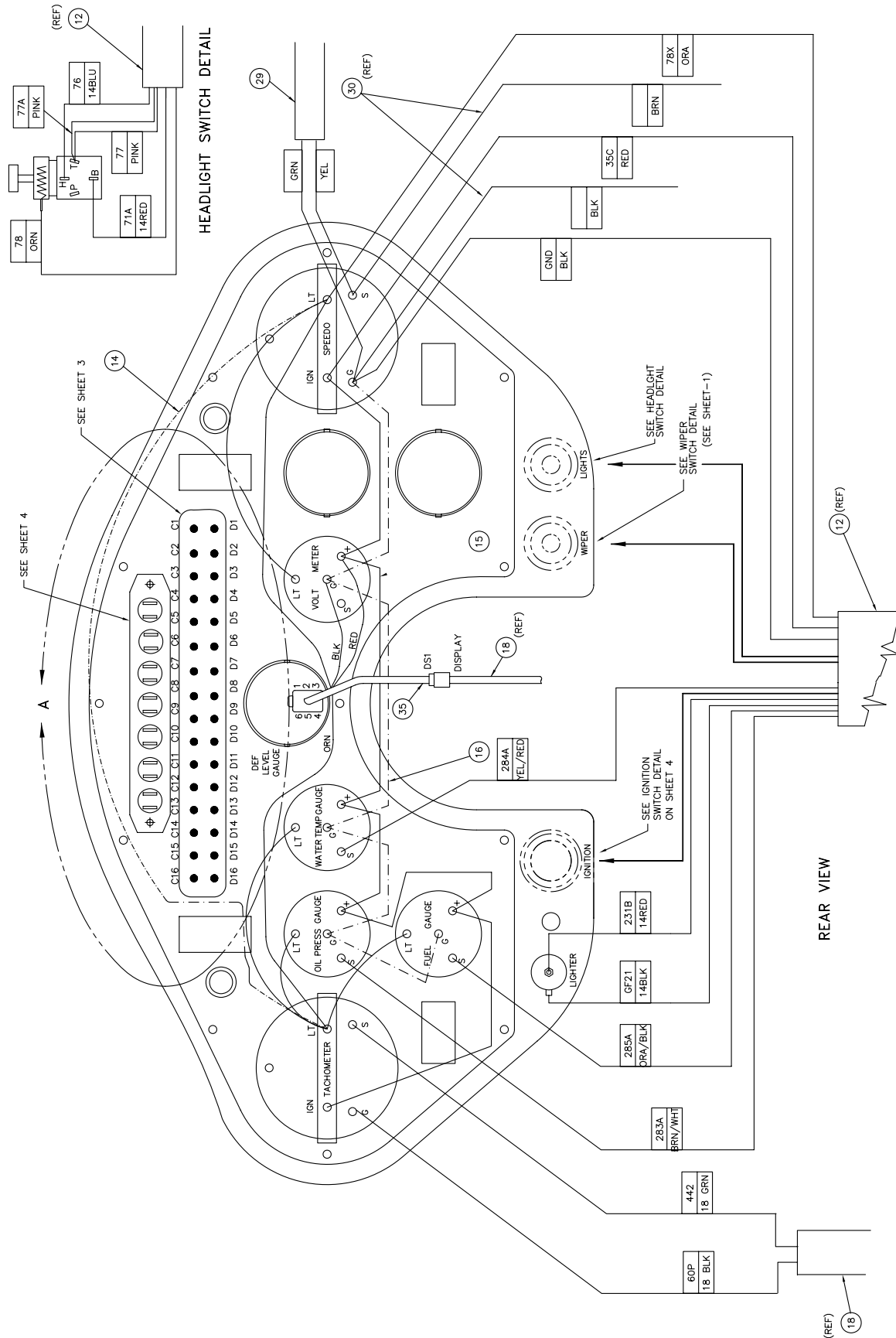
**Contents Subject**

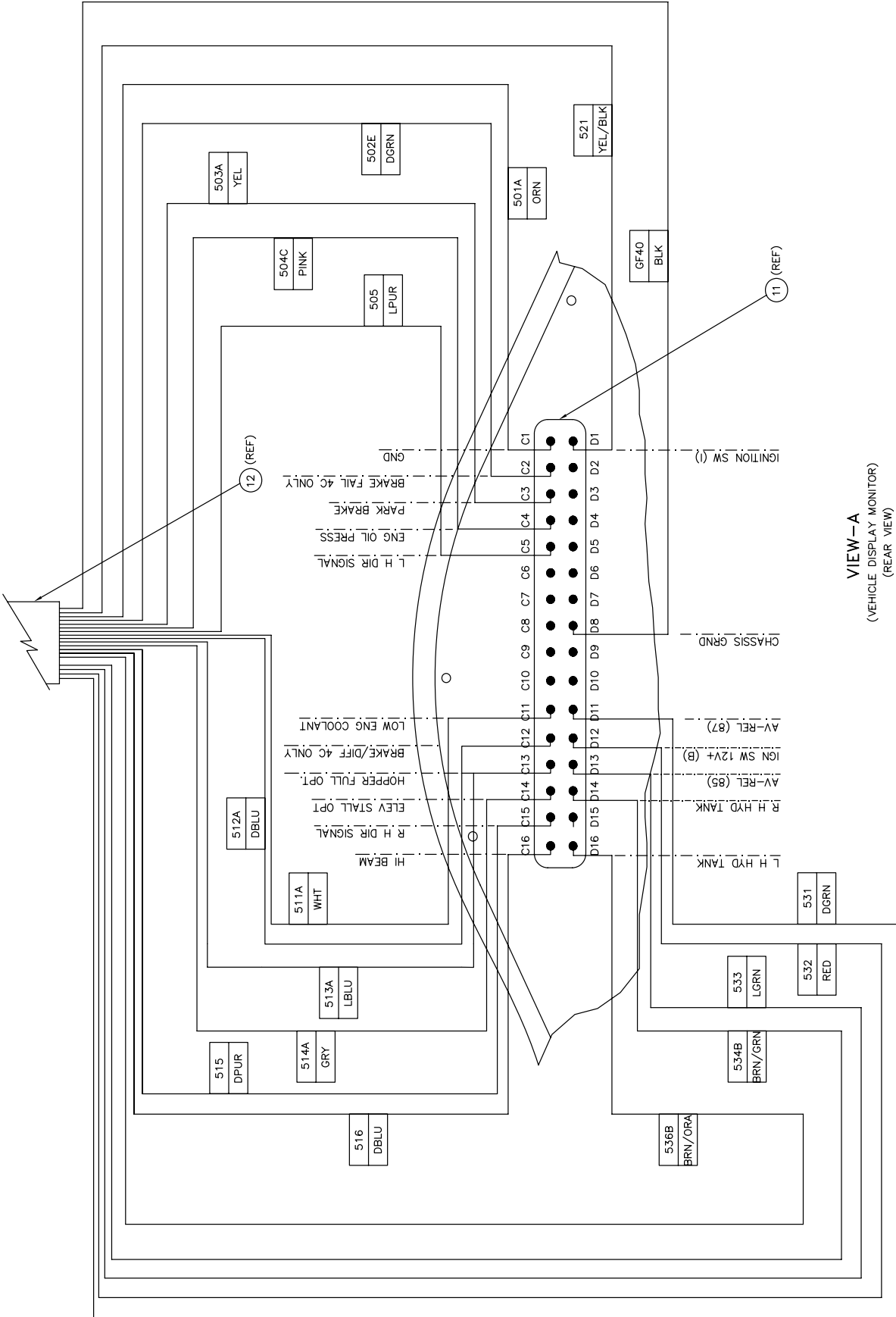
**Page**

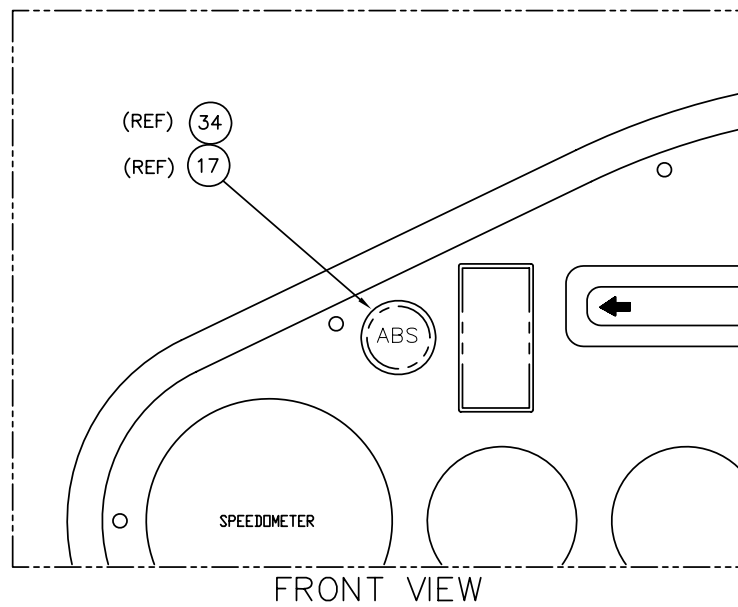
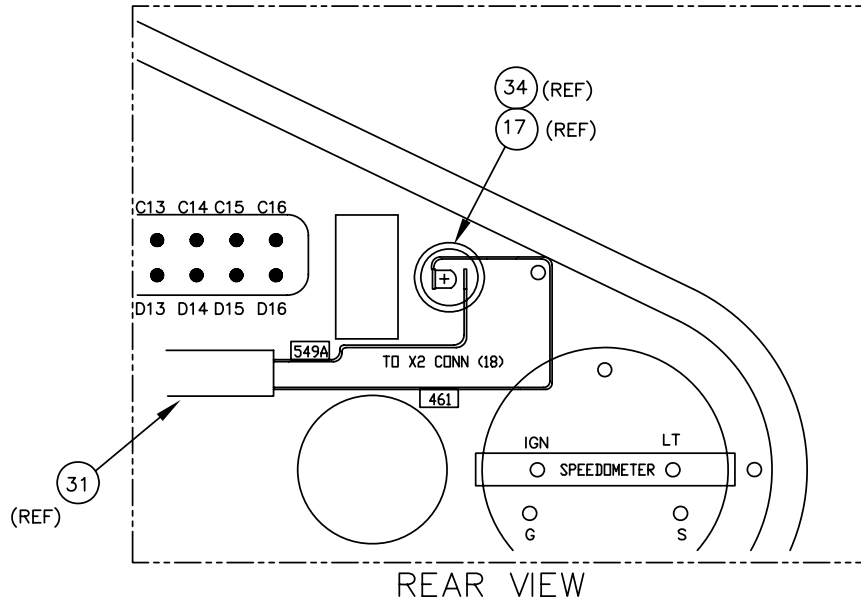
**Body**

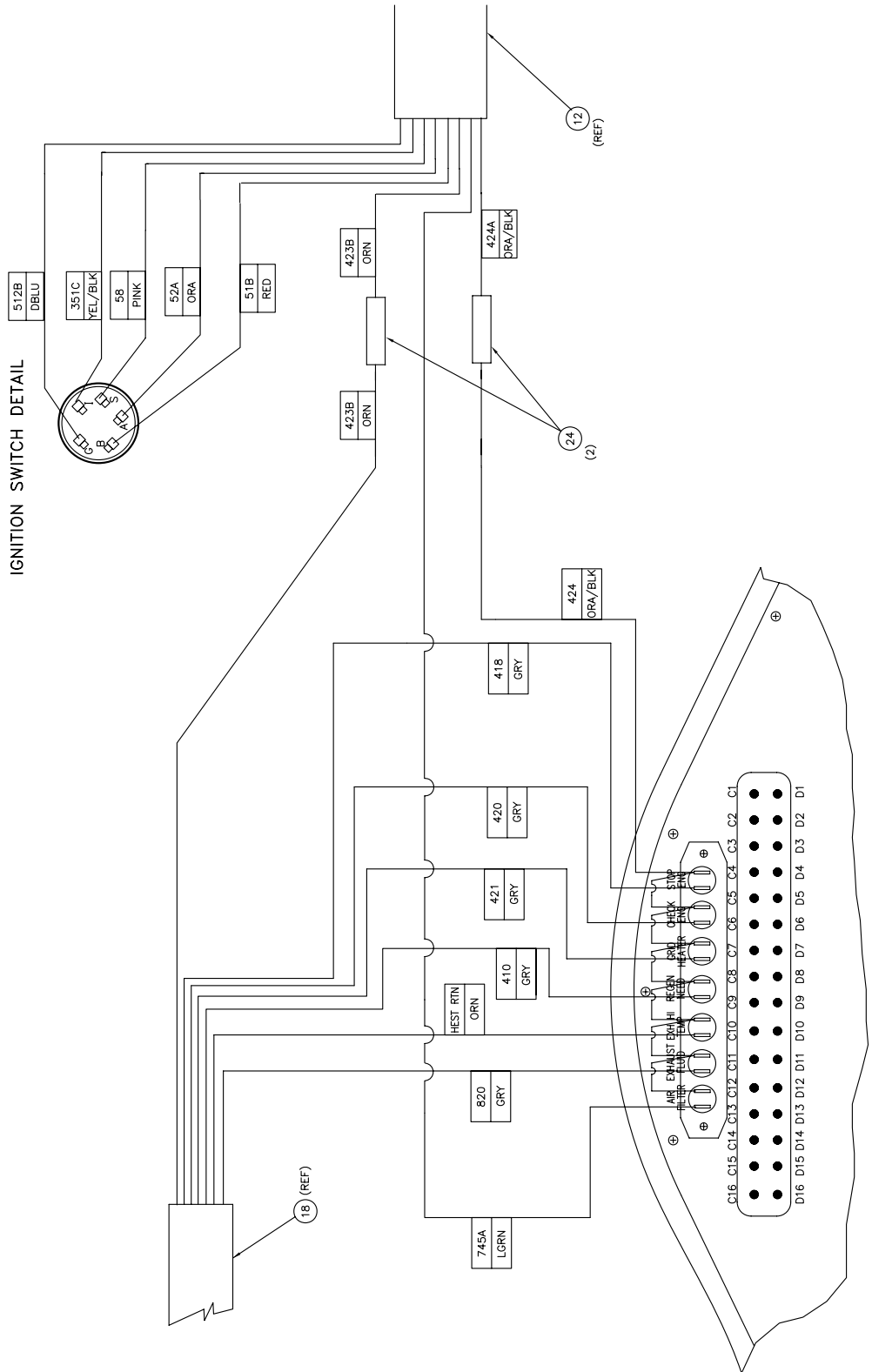
Panel Assembly Front Console	5-7
Gutter Broom/Elevator Panel Assembly	5-11
Hopper/Water Pump Panel Assembly	5-13
Light Switch Panel Assembly	5-15
Switch Panel, Shifter Lever	5-19
Ecu Box Assembly	5-24
Switch Panel Regeneration	5-29
Battery Installation	5-31







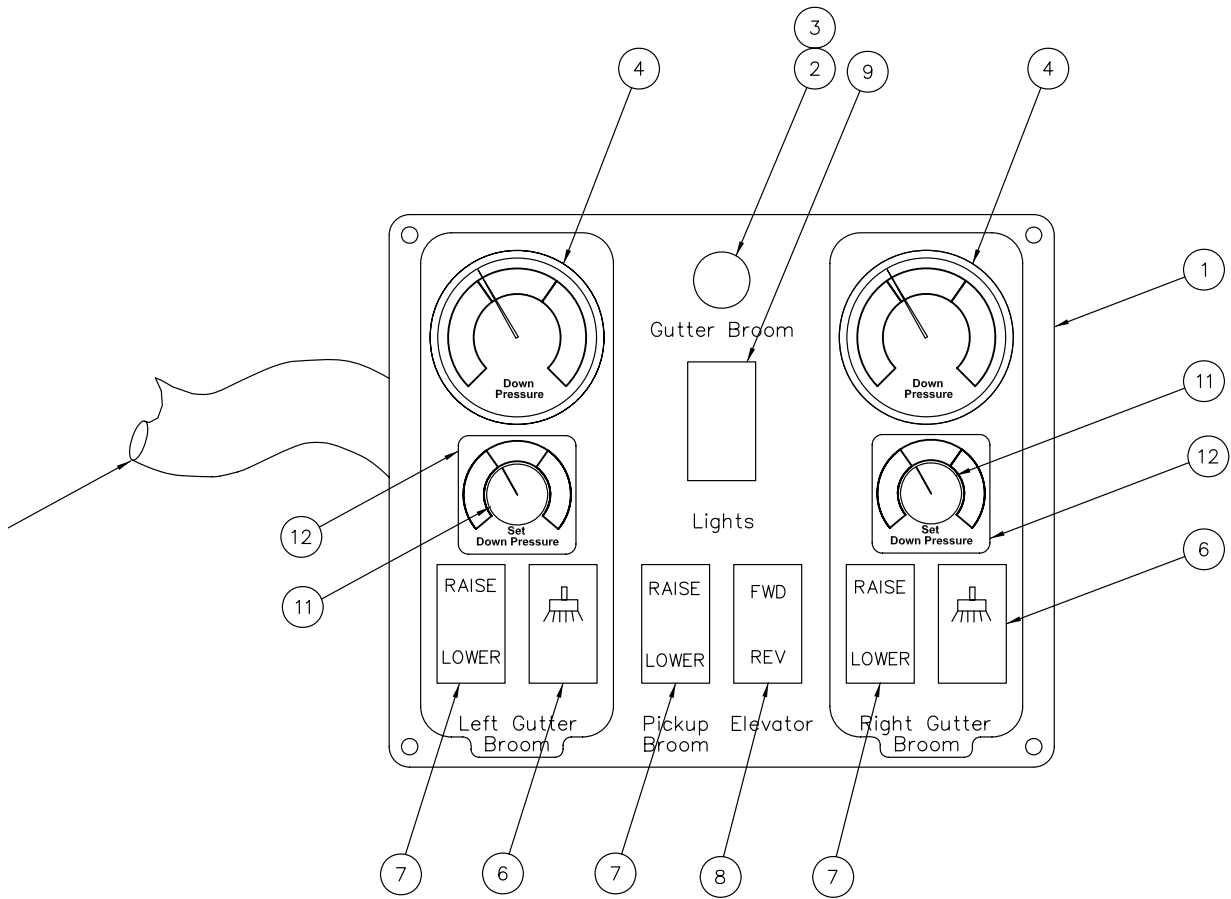


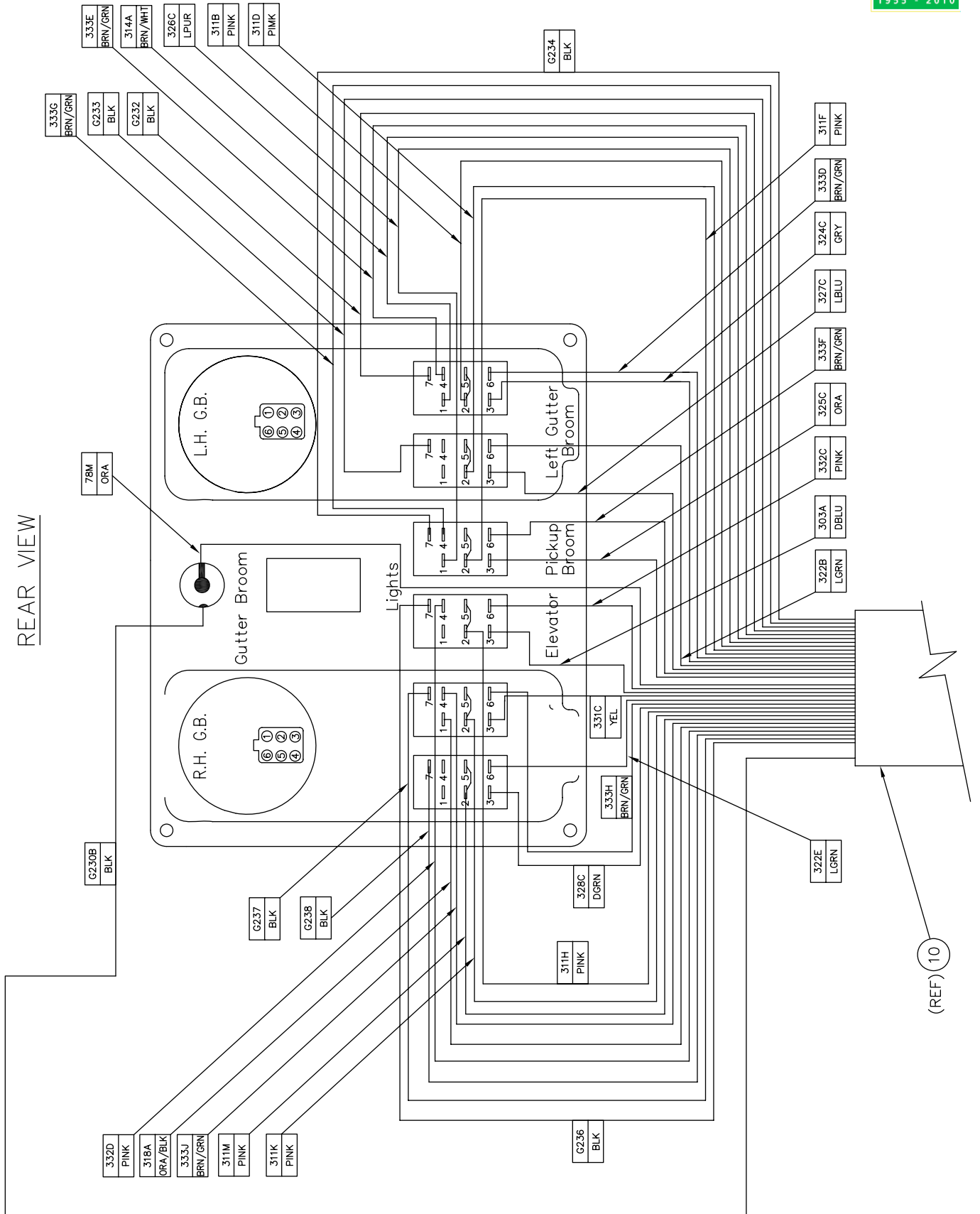


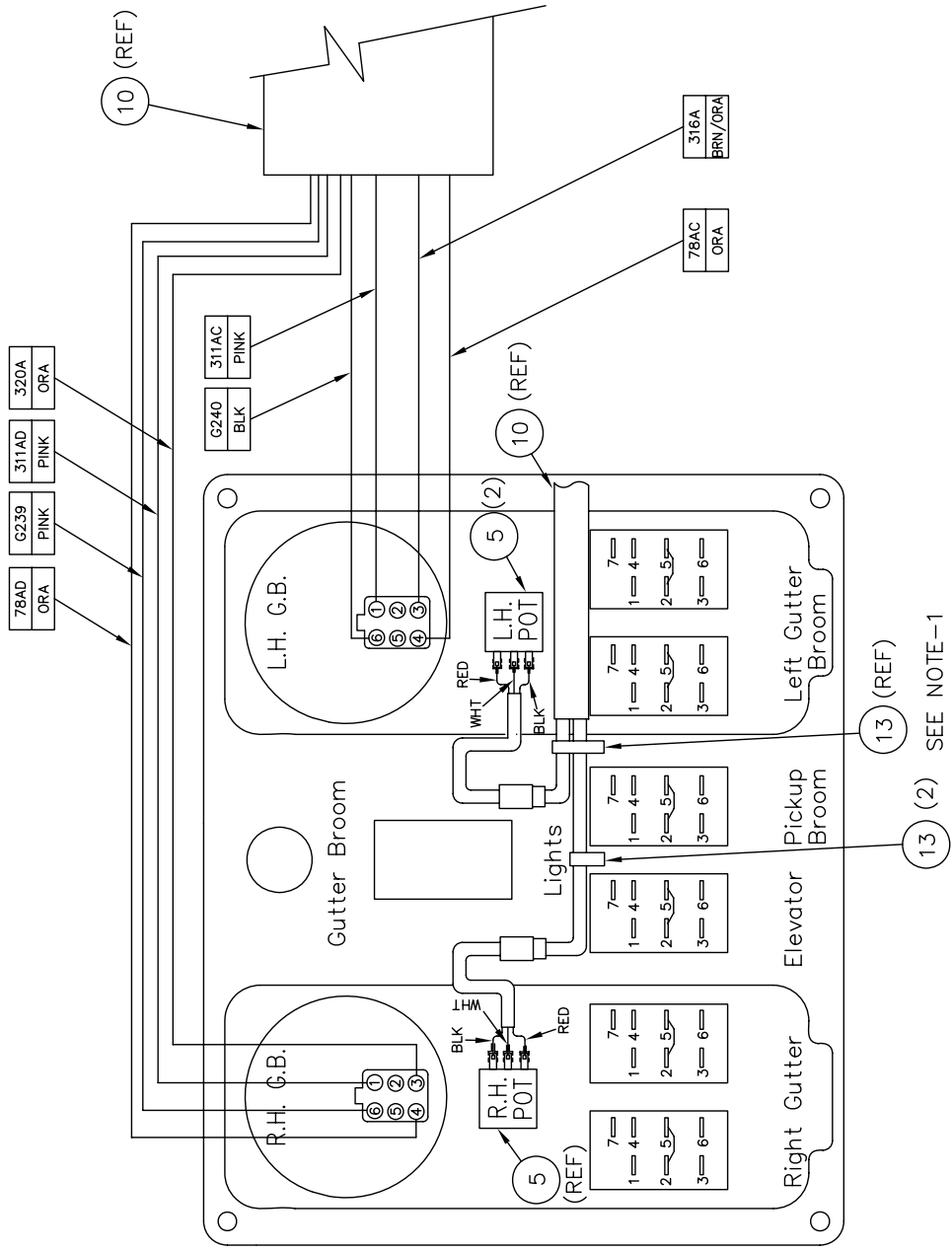
**VIEW—A**  
(ENGINE DIAGNOSTIC LIGHTS)  
(REAR VIEW)

Item Pt No.	Description	Qty
-	<b>A328953 Panel Ass'y Front Console ISB10 2 REF</b>	
1	320253 Front Console Panel Ass'y	1
2	317652 Gauge, Temp 100-280 Deg F	1
3	320710 Gauge, Engine Oil Pressure 100	1
4	058582 Gauge - Fuel	1
5	310341 Plug Button - 7/8	1
6	353151 Ignition Switch	1
7	312440 Windshield Wiper Switch	1
8	203876 Headlight Switch	1
9	310346 Plug, Button (ø 2 1/8)	2
10	070131 Voltmeter (12v)	1
11	315759 Vehicle Monitor Display (AV-1000)	1
12	325074 Harness " P2/Bk2 - Front"	1
13	314422 Pilot Light - Red	1
14	316764 Wire Ass'y, Instrument Lights	1
15	316765 Wire Ass'y, 12V+	1
16	B316766 Wire Ass'y, Ground	1
17	324234 Light ABS	-
18	328454 Harness, Cab, ISB10	1
19	316569 Plug Hole	2
20	328482 Diagnostic Lights Ass'y ISB10	1
21	023639 Scr-Pan HD, SLTD, Pltd, 8-32 x ½	2
22	900103 Nut Keeps 8-32	2
23	354356 Harness " Wiper/Washer"	1
24	314993 Permaseal Term, BUTT 14 - 16 (AK)	1
25	324233 Speedo Program, W/ABS 0-85 mph	REF
26	320280 Program, Tachometer	1
27	315785 Bezel, Dashboard	1
28	310338 Plug ø5/8	1
29	327318 Harness " Speedometer"	1
30	324433 Wire Ass'y Speedo To ABS	1
31	324761 Harness, "ABS-X2"	1
32	327552 Decal - Motor Overspeed	1
33	328711 Def Level Gauge	1
34	318787 Bulb	2
35	328911 Wire Ass'y, Def Level Gauge	1
36	328423 Buzzer 12 VDC	1
37	328996 Wire Ass'y, Light & Buzzer GND	1
38	352907 Sleeve Heat Shrink Tube	3





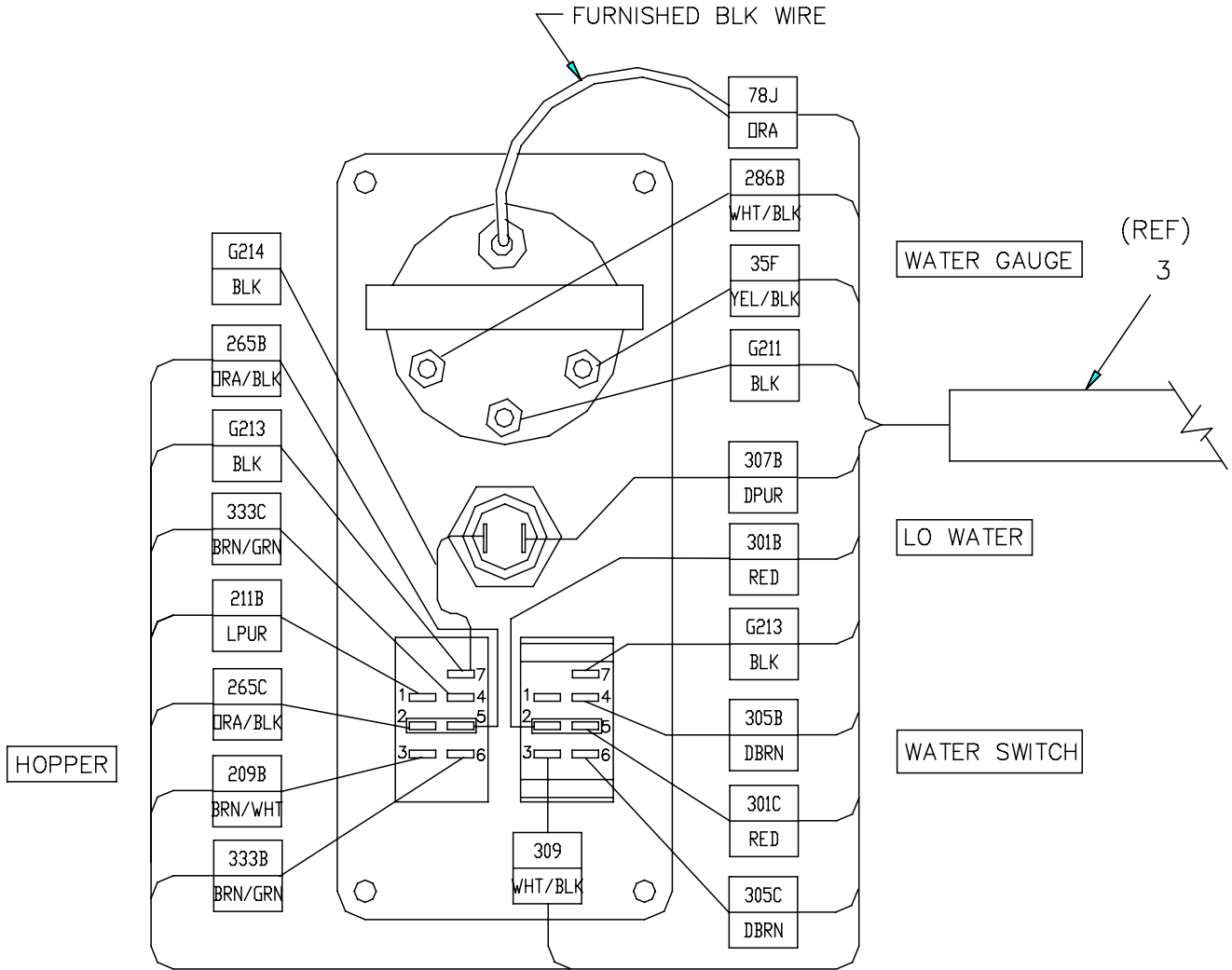




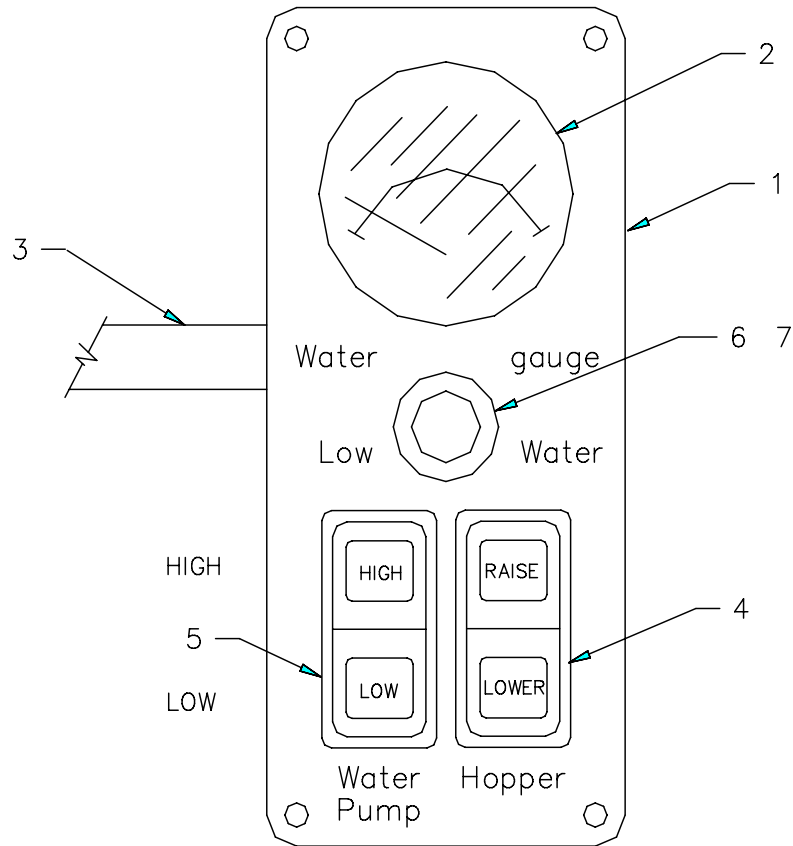
NOTE:  
1. TIGHT CABLE BRANCHES TO SWITCH WIRES.

<u>Item Pt No.</u>	<u>Description</u>	<u>Qty</u>
- <b>A328955</b>	<b>GB/Elevator Sw Panel Ass'y</b>	<b>1 REF</b>
1	355172 GB Switch Panel	1
2	318768 Dash Light - Instrument Panel	1
3	316632 Bulb, 12 v - Automotive	1
4	327448 Down Pressure Gage	2
5	327736 Potentiometer 5 KHOM	2
6	323814 Switch - Rocker	2
7	317366 Switch - Rocker	3
8	317368 Switch - Rocker	1
9	316569 Hole Plug	1
10	327939 Harness "P4-Front" (M3/M4)	1
11	327459 Knob Blk Mate, 3/4 Dia .25 Shaft	2
13	608881 Cable Tie	2

<u>Item Pt No.</u>	<u>Description</u>	<u>Qty</u>
--------------------	--------------------	------------

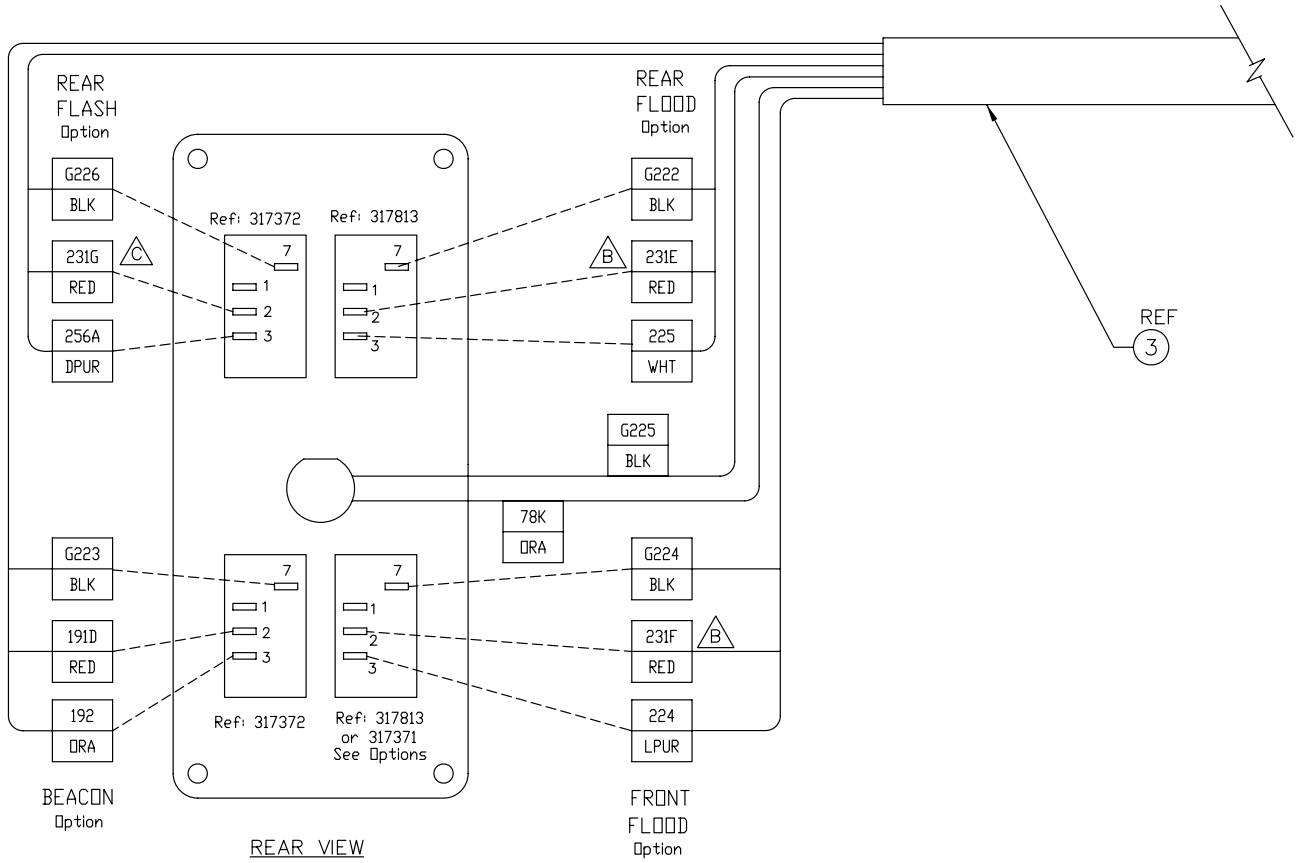


REAR VIEW OF PANEL



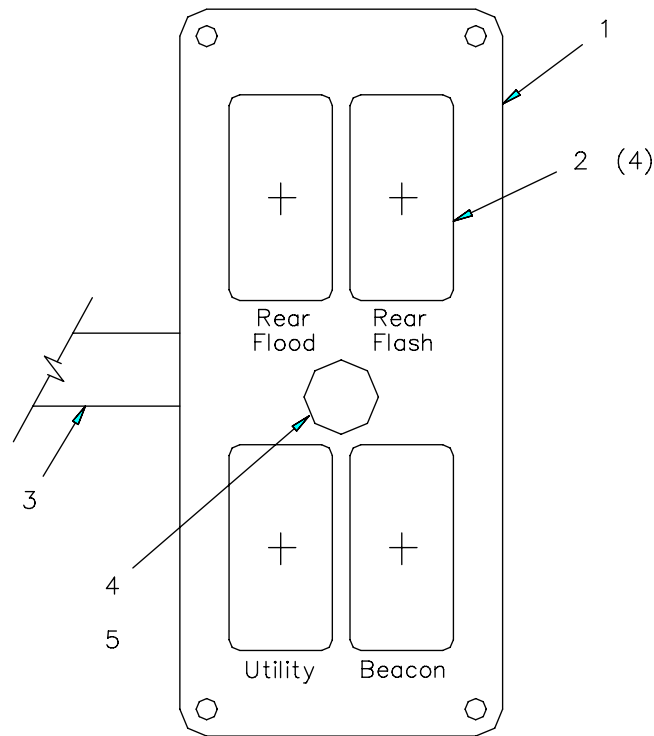
FRONT VIEW OF PANEL

Item	Pt No.	Description	Qty	Item	Pt No.	Description	Qty
-	324555	Hopper/Water Pump Panel Assy A	Ref	6	314422	Pilot Light-red	1
1	315797	Panel- Water Pump/Hopper Lexan	1	7	314434	Bulb, 0.5a, #1888	1
2	310346	Plug Button - 2 1/8	1				
3	323666	Harness "wat/Hop-dash Board"	1				
4	317366	Switch Rocker Raise/Lower	1				
5	324553	Switch Rocker High/Low (Spray)	1				



**Note:**

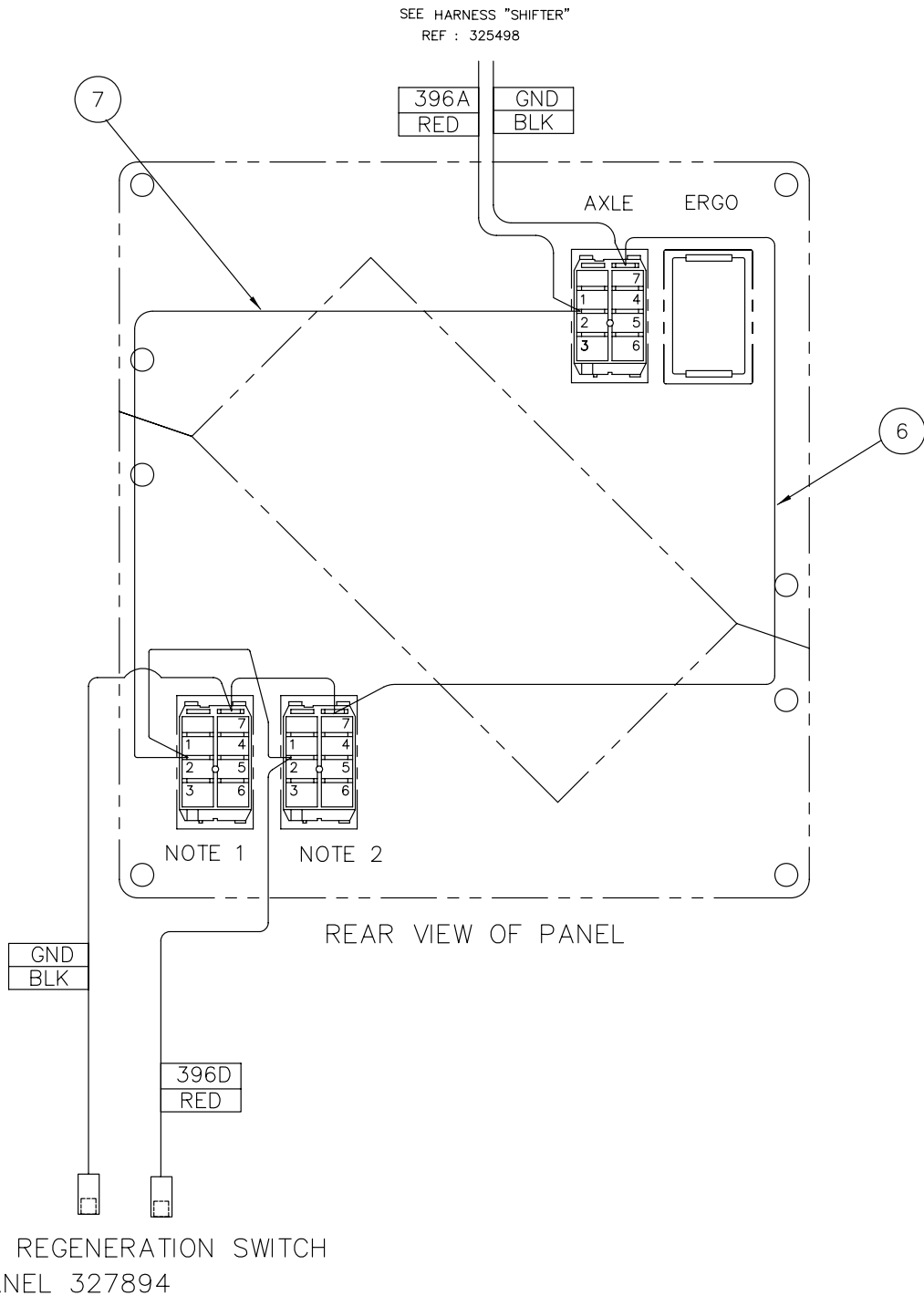
1. Missing Components Found On "Options"



FRONT VIEW OF PANEL

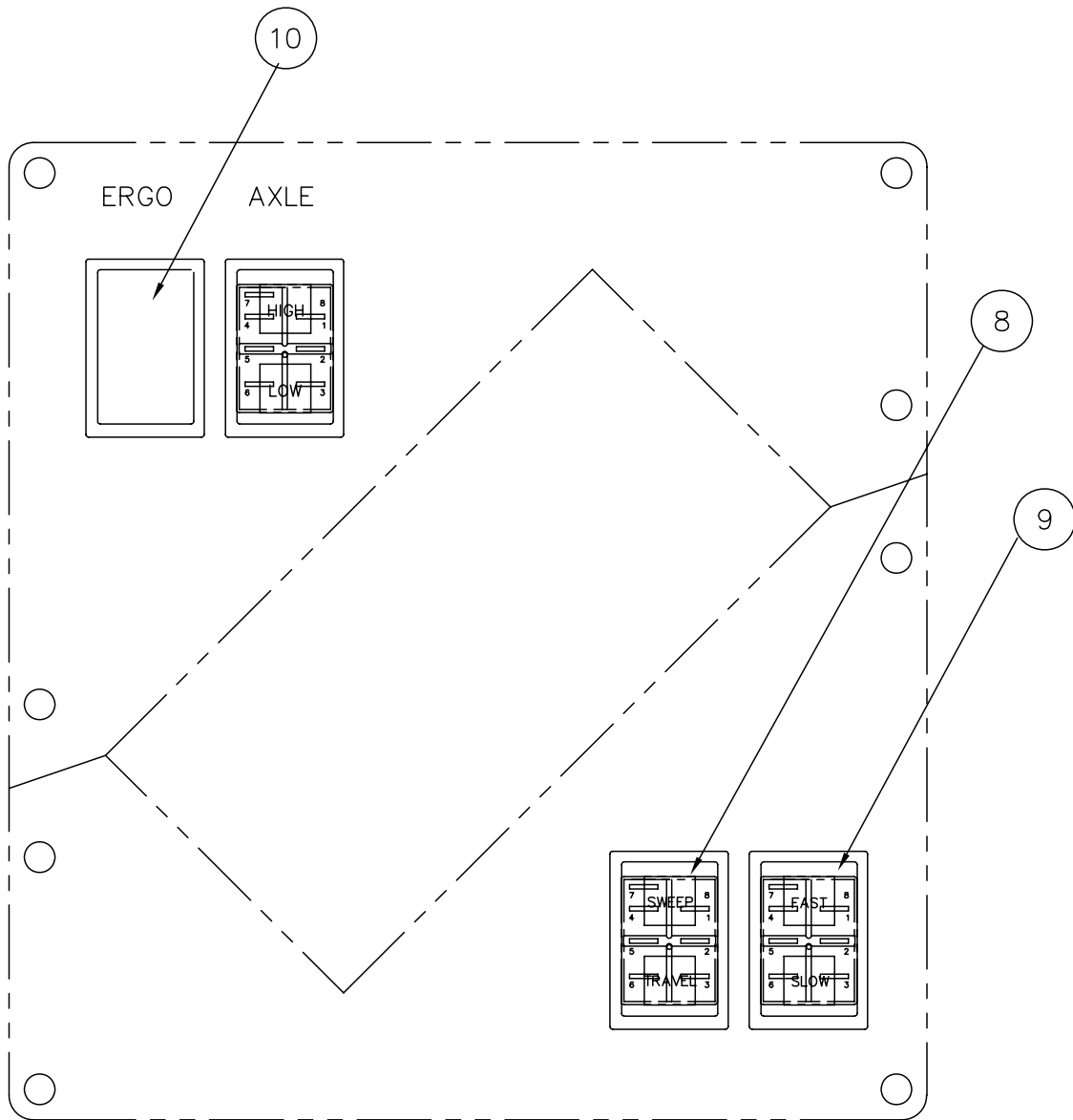
Item	Pt No.	Description	Qty	Item	Pt No.	Description	Qty
-	324641	<b>Light Switch Panel Assy</b>	<b>C Ref</b>				
1	315798	Light Switch Panel, Silk Screened	1				
2	316569	Hole Plug	4				
3	324330	Harness Light Sw Panel Assy	1				
4	318768	Dash Light—instrument Panel	1				
5	316632	Bulb, 12v—automotive	1				



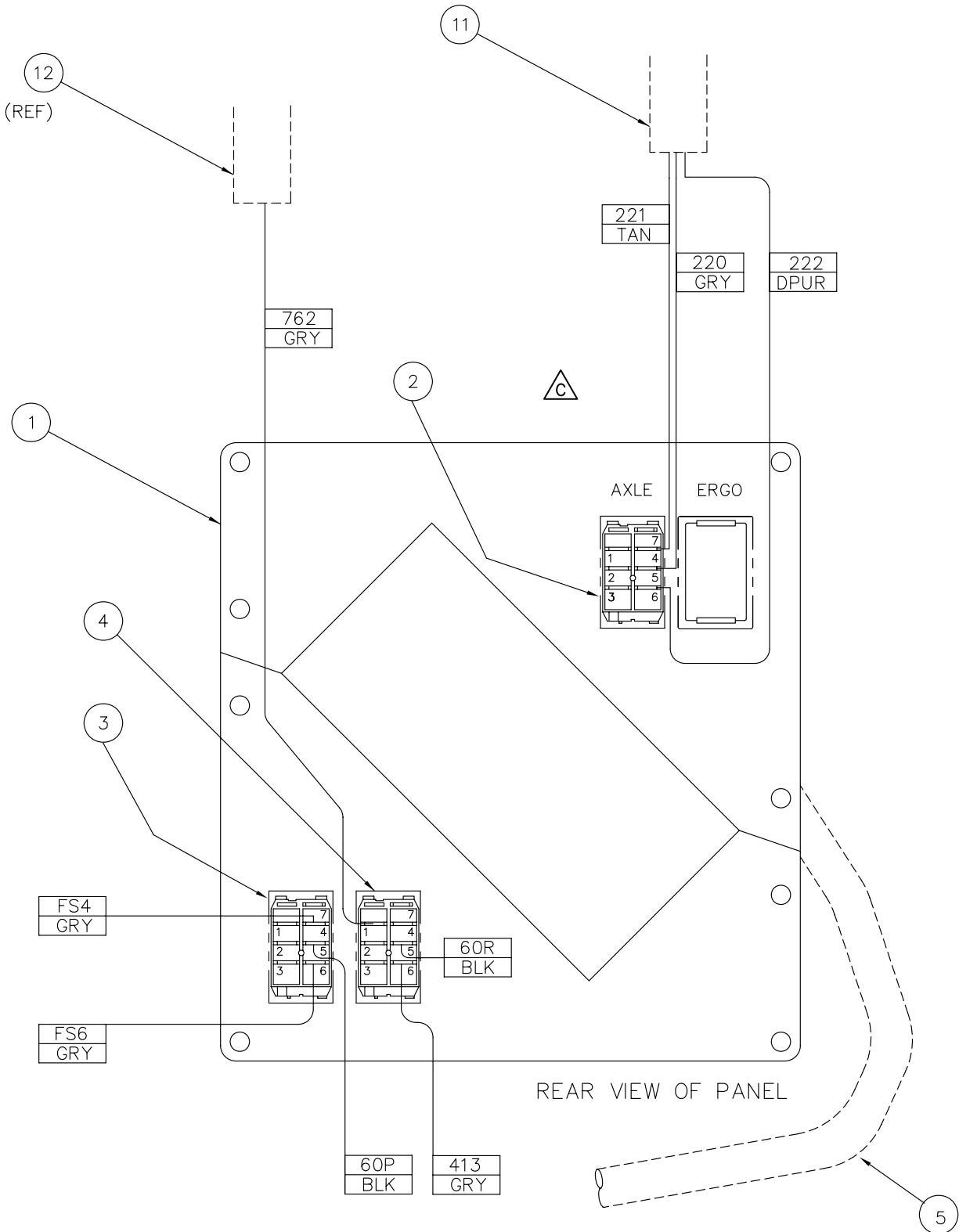


NOTE 1 : REMOVE JUMPER BETWEEN TERMINAL 2 AND 5 (SWITCH 320341)

NOTE 2: CHECK THAT JUMPER BETWEEN TERMINAL 2 AND 5 DON'T EXIST (SWITCH 320342)



FRONT VIEW OF PANEL





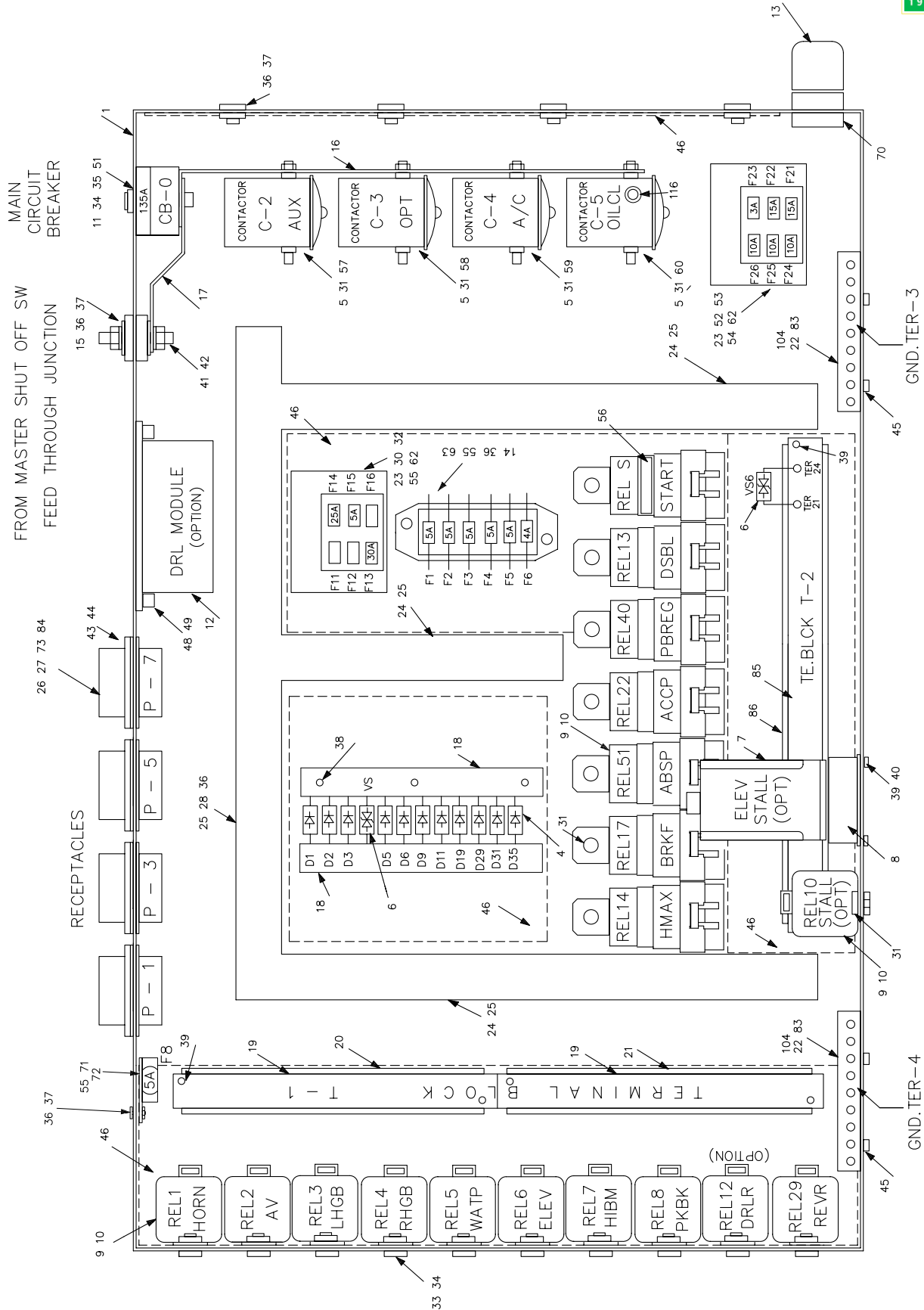
---

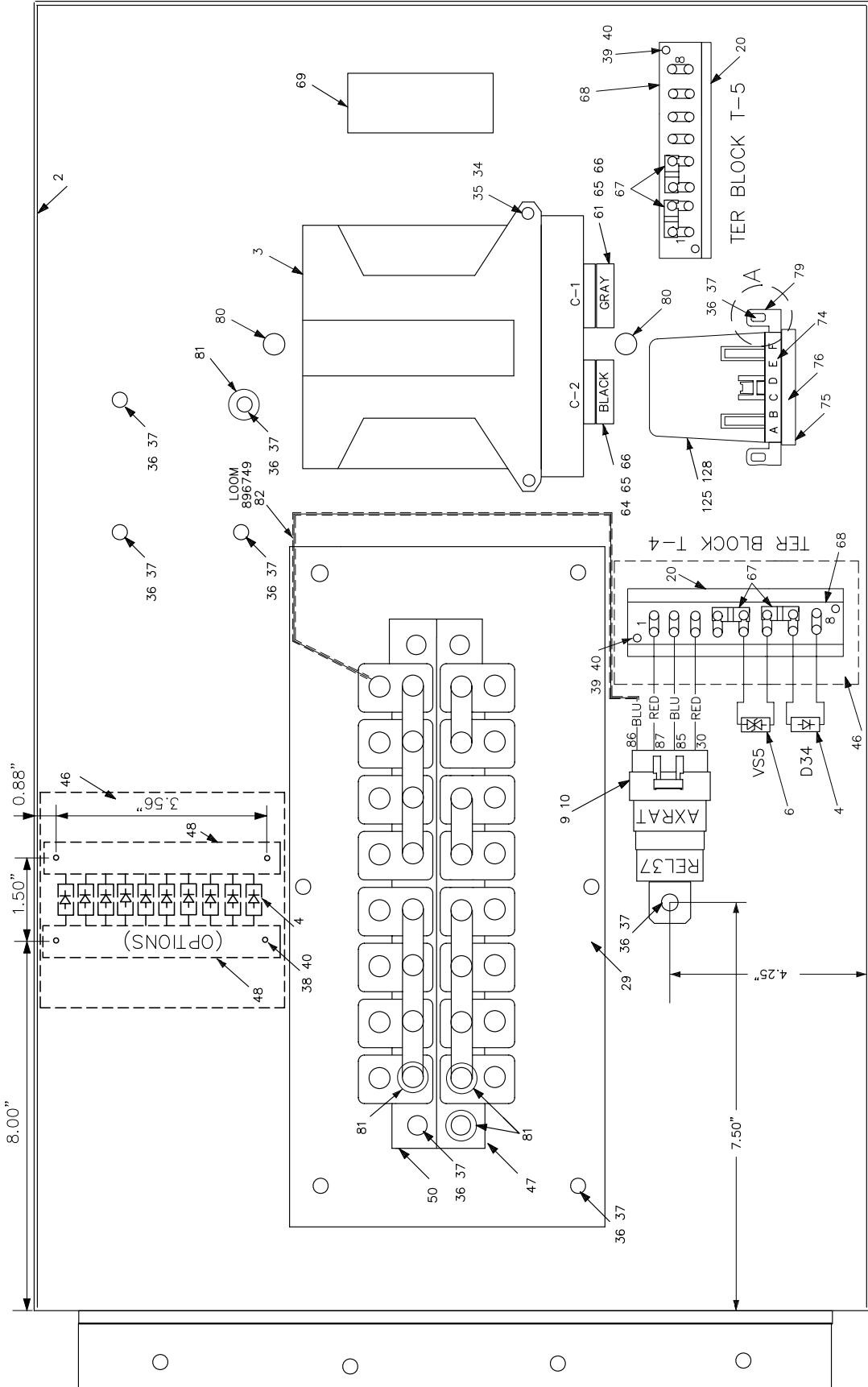
<u>Item Pt No.</u>	<u>Description</u>	<u>Qty</u>
-	<b>A327892 Switch Panel, Shifter Lever, ISB07 2 REF</b>	
1	320224 Shift Lever Panel, Silk Screen	1
2	317369 Switch Rocker, Hi/Low	1
3	320341 Switch Rocker, Idle, Diag/PTO, RPM	1
4	320342 Switch PTO ON/OFF	1
5	327893 Harness, Control Switches, ISB07	1
6	327895 Wire Ass'y, Panel GND	1
7	327896 Wire Ass'Y, Panel 12 VDC	1
8	353613 Label, Travel/Sweep	1
9	353614 Label, Rpm, Fast/Low	1
10	316569 Hole Plug	1
11	325075 Harness " Axle Shift" (Souer Drive)	1
12	327719 Harness " Sau. Drv. Control - Front"	Ref

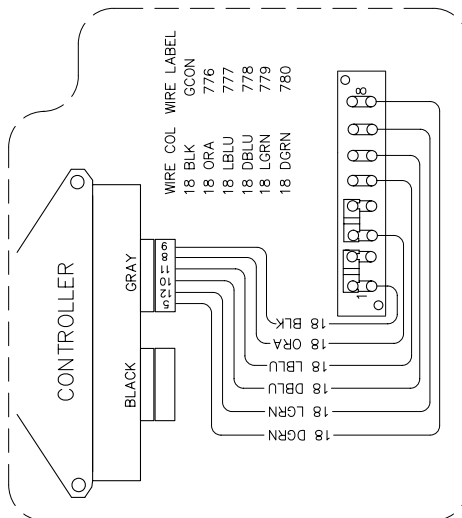
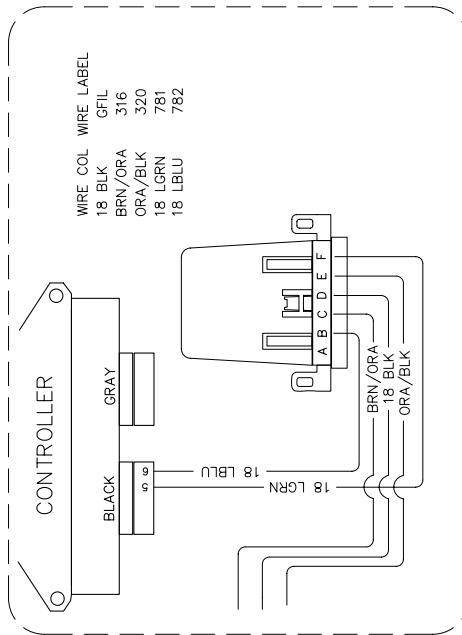
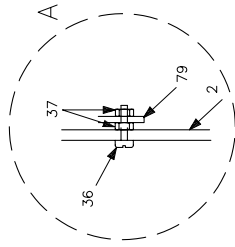
---

<u>Item Pt No.</u>	<u>Description</u>	<u>Qty</u>
--------------------	--------------------	------------

This page intentionally left blank





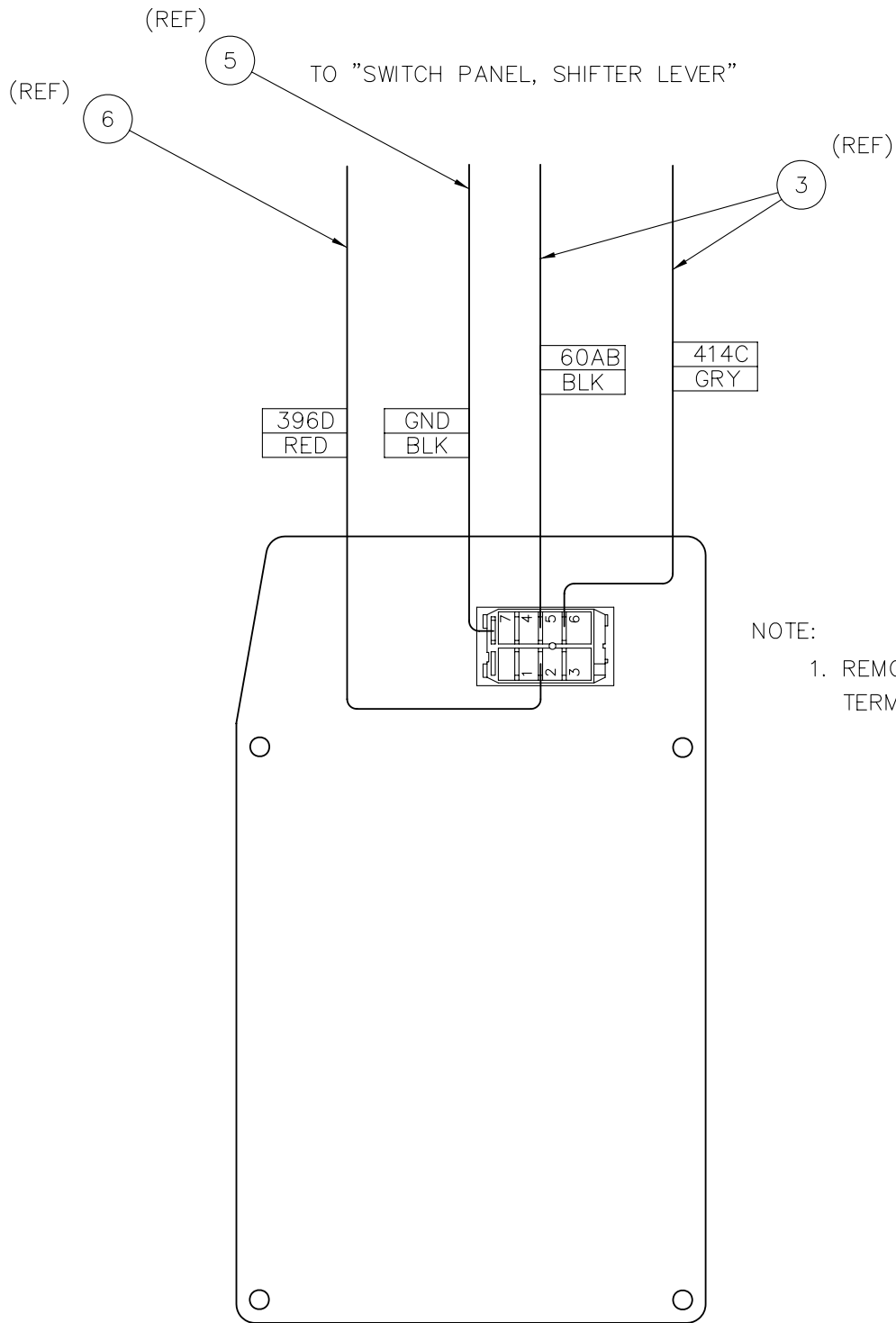




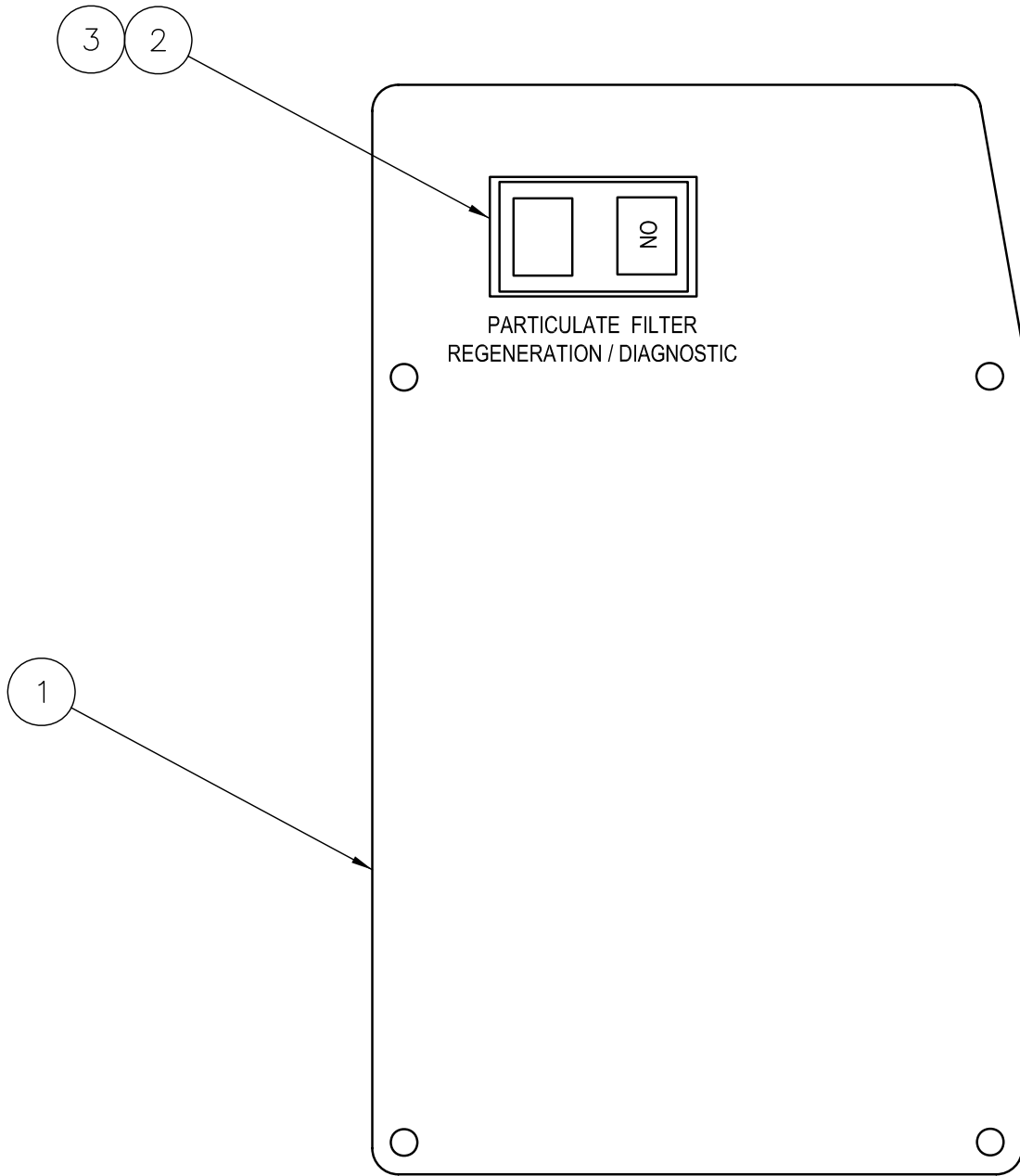
Item Pt No.	Description	Qty	Item Pt No.	Description	Qty
-	<b>A328952 Ecu-Box Ass'y, M4C, ISB10</b>	<b>2 REF</b>	51	033145 Scr-HX HD Pltd ¼-20X¼ GR8	2
1	324096 Weldment ECU-BOX	1	52	319083 Fuse, 15 amp	0
2	324065 Cover Weldment, ECU BOX	1	53	30-44 Fuse, Ato/Atc ¼ Blade 10 amp (MP)	0
3	327752 Controller, MC024-020, M4CSCT	1	54	321996 Fuse 3 AMP, Blade Type Waytek	0
4	13984 Diode	12	55	322133 Fuse, ATO/ATC 1/4 Blade 5 AMP	7
5	316082 Power Contactor 80 AMP	4	56	320717 Decal - Starter Relay	1
6	354300 Transient Voltage Suppressor	3	57	319061 Decal - Aux Relay 4A	1
7	353276 Monitor - Underspeed	0	58	319286 Decal, Option Relay 5A	1
8	351600 Socket - Terminal	1	59	319063 Decal - A/C Relay 3A	1
9	314741 Relay, 40 AMP, Weatherproof	19	60	320689 Decal - Oil Cooler Relay	1
10	323603 Relay Socket, Weatherproof	19	61	327156 Plug, DTM, 12 Way - Gray	1
11	353357 Circuit Breaker 135A, Master	1	62	900081 Scr-Pan HD, 10-24X1	4
12	3536665 Day Time Running Lights Module	0	63	325207 Fuse, 4 Amp-ATO/ATC, Blade Type	1
13	326283 Strain Relief PG-36, Plastic	1	64	327157 Plug, Dtm, 12 Way - Black	1
14	354317 Fuse Box 6-Gang	1	65	327158 Wedge Secondary Lock, 12 Way	2
15	323595 Feed Through Junction	1	66	353585 Socket Contact, 20GA Gold (LR)	24
16	323650 Distribution Copper Bar	1	67	354428 Jumper Strip	4
17	325599 Bar, Copper, Jumper	-	68	355171 Terminal Strip 8 Position	2
18	40668-1 Block Terminal	2	69	327241 Latch, Flush - ECU Box	1
19	323606 Terminal Strip, 18 Pos.	2	70	326284 Locknut PG-36, Plastic	1
20	323607 Marker Strip, 1-18	3	71	18015-11 Fuse Holder (MV)	1
21	323608 Marker Strip, 19-36	1	72	315948 Terminal-14/16 GA (EP)	2
22	323609 Copper Ground Terminal	2	73	325884 Contact, 16 PIN, 16-20 AWG	13
23	323889 Fuse Panel	2	74	327440 280 Female Terminal Sealed	5
24	323593 Wire Duct, Gray, 1" X 2"	36	75	327586 TPA 6-Way	1
25	323594 Wire Duct Cover, Gray, 1"	52	76	327538 Metpack 280, Plug, 6 WAY	1
26	323599 Receptacle, 31 Pin Position	4	77	327460 Electronic Print Board - Filter	1
27	307902 Pin Contact (CT)	76	78	327539 VES-PAC Extended Cap-Black	1
28	354362 Wire Duct, 1" X 3"	16	79	327541 Offset Clip	2
29	324327 Panel, Cover	1	80	327610 Finishing Plug ¼"	2
30	324111 Fuse, 30 AMP, ATO/ATC, Blade 1/4	1	81	352907 Sleeve-Shrink Tube	5
31	036549 Scr, 1/4-20 X 1/2, Phillips HD	15	82	896749 Split Flex Tube, 0.25 ID	16
32	324110 Fuse, 25 AMP, ATO/ATC, Blade ¼	1	83	327857 Scr Sed ¼-20 X 3/8 SLT OVLP SS	14
33	31428 Scr-HX PLTD, ¼-20X/2 GR8	11	84	307899 Sealing Plug	37
34	900105 NUT-KEPS, PLATED, 1/4-20	13	85	181985 Terminal Strip, 26 Position	1
35	327585 Scr-Pan HD, SLTD, ¼-20 X 2-¼	2	86	181986 Marker Strip	1
36	099335 Scr-Pan HD, SLT, Pltd, 10-24X ½	32	87	052350 Terminal Ring	4
37	036860 Nut-Keps, Plated, 10-24	19	88	311004 Term-5/16 Ring, 8 GA, Insul	4
38	321971 Screw, Phil, Oval HD, 6-32X¼ SS	6	89	314993 Permaseal Term, Butt 14-16 (AK)	3
39	035262 Scr Pan HD, Phil, 6-32 X ½	10	90	315285 Connector-Butt, 10-12 GA (AQ)	8
40	900104 Nut, 6-32, K-Lock	6	91	315507 Conn Butt 14-16/10-12 Stepup (AM)	17
41	030489 Washer Flat USS Plated 5/16	2	92	323798 Wire Markers - Specify Number	1
42	030599 Nut-Plated, 3/8-16 GR8	2	93	324875 Wire Marker Booklet, A-Z,0-15,+,-,/	0
43	323645 Panel Nut - Shell Size 24	4	94	324879 Wire Marker Booklet, 1-45	0
44	323646 Panel Lockwasher-Shell Size 24	4	95	352431 Permaseal Term#10, 16-14GA (NA)	21
45	308385 Scr-HX, ¼-28 X ¾	4	96	352432 Permaseal Trm,Tab ¼,16-14(NB)	14
46	896922 Tape-Seal, 4" Wide	5.8	97	352441 Permaseal Term-Ring #6, 16-14	161
47	317491 Circuit Breaker	1	98	352444 Permaseal Term,Ring #10,12-10(M)	3
48	317725 Nutsert- 10-32, Alum. Knurled	2	99	352450 Permaseal Term,Ring 5/16,16-14	2
49	317677 Scr-BTN SOC HD,10-32 X ¾,STNLS	2	100	354357 Ecu-Box Parts Decal (Set)	1
50	323752 Circuit Breaker Ass'y	1			

Item Pt No.	Description	Qty
- A328952	Ecu-Box Ass'y, M4C, ISB10	2 REF
101	50-11 Term,PIN 16-14GA	35
102	50-16 Term,PIN, 12-10 GA	4
103	352443 Permaseal Term, Ring 5/16, 12-10	3
104	896796 Threadlocker-Removable	0
105	893823 Wire 8 GA Red	140
106	893820 Wire 10 GA Black	49
107	896007 Wire 10 GA White	40
108	893802 Wier GA 10 Red	37
109	893807 Wire 14 Red	528
110	893809 Wire 14 GA Yellow	17
111	893810 Wire 16 GA Black	175
112	896442 Wire 16 GA Brown/Green	40
113	896438 Wire 16 GA Brown/Orange	21
114	896458 Wire 16 GA Brown/White	39
115	896436 Wire 16 GA DK Blue	44
116	896457 Wire 16 GA DK Brown/Yellow	161
117	896458 Wire 16 GA DK Brown	-
118	896459 Wire 16 GA DK Green	61
119	896460 Wire 16 GA DK Purple	52
120	896461 Wire 16 GA Gray	116
121	896462 Wire 16 GA LT Blue	53
122	896463 Wire 16 GA LT Green	46
123	896464 Wire 16 GA LT Purple	78
124	896465 Wire 16 GA Orange	185
125	896466 Wire 16 GA Orange/Black	55
126	896467 Wire 16 GA Pink	116
127	896468 Wire 16 GA Red	441
128	896437 Wire 16 GA Tan	11
129	893817 Wire 16 GA White	17
130	897028 Wire 16 GA White/Black	-
131	893816 Wire 16 GA Yellow	63
132	896623 Wire 16 GA Yellow/Black	141
133	896815 Wire 16 GA Yellow/Red	24
134	896875 Wire 18 GA DK Purple	204
135	896871 Wire 18 GA Green	162
136	896881 Wire 18 GA Tan	63
137	896866 Wire 18 GA Yellow	22
138	896867 Wire 18 GA White	97
139	896879 Wire 18 GA Red	67
140	896865 Wire 18 GA Orange	15
141	896870 Wire 18 GA LT Green	53
142	896864 Wire 18 GA Black	24
143	896880 Wire 18 GA Brown/White	75
144	896873 Wire 18 GA DK Blue	8.5
145	896872 Wire 18 GA LT Blue	82
146	896868 Wire 18 GA Gray	146

This page intentionally left blank



REAR VIEW



FRONT VIEW



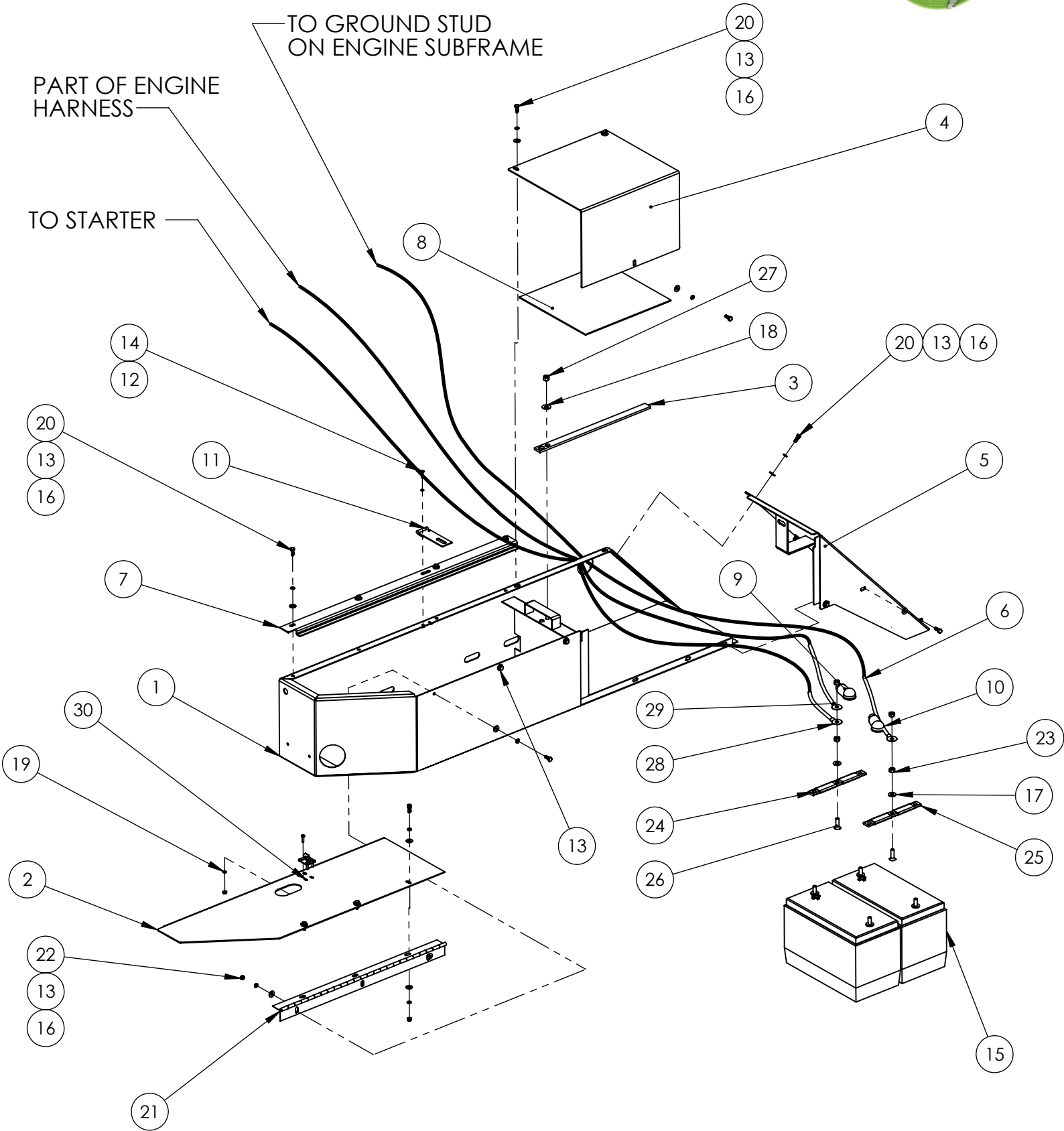
---

<b>Item Pt No.</b>	<b>Description</b>	<b>Qty</b>
- 327894	Switch Panel, Regen., ISB07	1 REF
1 327899	Panel, Particulate Filter	1
2 320341	Rocker Switch	1
3 327904	Label, ON	1
4 327893	Harness, Control Switches, ISB07	REF
5 327895	Wire, Ass'y, Panel GND	REF
6 327896	Wire, Ass'y, Panel 12 VDC	REF

---

<b>Item Pt No.</b>	<b>Description</b>	<b>Qty</b>
--------------------	--------------------	------------

This page intentionally left blank





ITEM NO.	PART NUMBER	DESCRIPTION	QTY
1	E323795	FENDER COMPACT, WLDMT (RH)	1
2	E323784	FENDER TOOL BOX LID, RH	1
3	D353752	BRACE, BATTERY	1
4	E323782	PLATE, BATTERY COVER	1
5	E323793	FRONT FENDER WELDMENT (RH)	1
6	E353626	CABLE-BAT#1(-)TO GND STUD	1
7	E323776	ANGLE, LID SUPPORT	1
8	E323846	RUBBER BATTERY COVER	1
9	352799	CAP, TERMINAL, BATTERY, RED	1
10	352831	CAP, TERMINAL, BATTERY, BLACK	1
11	E352793	LATCH-REWORK	1
12	035604	WASHER,SPRING LOCK,Ø #10	2
13	030643	WASHER,SPRING LOCK,Ø 1/4"	24
14	036859	SCREW,PAN HEAD,CROSS DRIVE,#10-32-UNF X 1" LG.	6
15	309003	BATTERY-MAINT.FREE 12V 900 CCA	2
16	035605	WASHER,FLAT,Ø 1/4",USS,(3/4" O.D.)	24
17	325879	Washer, Flat Ø.391"xØ.875"x.062" (Brass)	2
18	030557	WASHER,FLAT,USS,Ø 3/8"	1
19	036645	WASHER,FLAT,Ø #10,SAE NARROW	4
20	033145	BOLT,HEX,HEAD,Ø 1/4-20-UNC x 3/4"LG	18
21	E353761	HINGE,FENDER RH	1
22	030703	NUT, HEX, 1/4-20-UNC	6
23	325880	NUT, HEX, 3/8-16-UNC	4
24	E325890	JUMPER BATTERY ASSY, RED	1
25	E325891	JUMPER ASSY BATTERY, BLACK	1
26	325853	SCR,FH-SLT,BRASS,3/8-16X 1-1/4	2
27	023885	NUT,HEX,NYLON LOCK,3/8-16-UNC	1
28	E328957	WIRE ASSY, BATT (+) TO STARTER	1
29	E328958	WIRE ASSY, BATT (-) TO CHASSIS	1
30	036860	NUT, KEPS #10-24 (ZP)	4



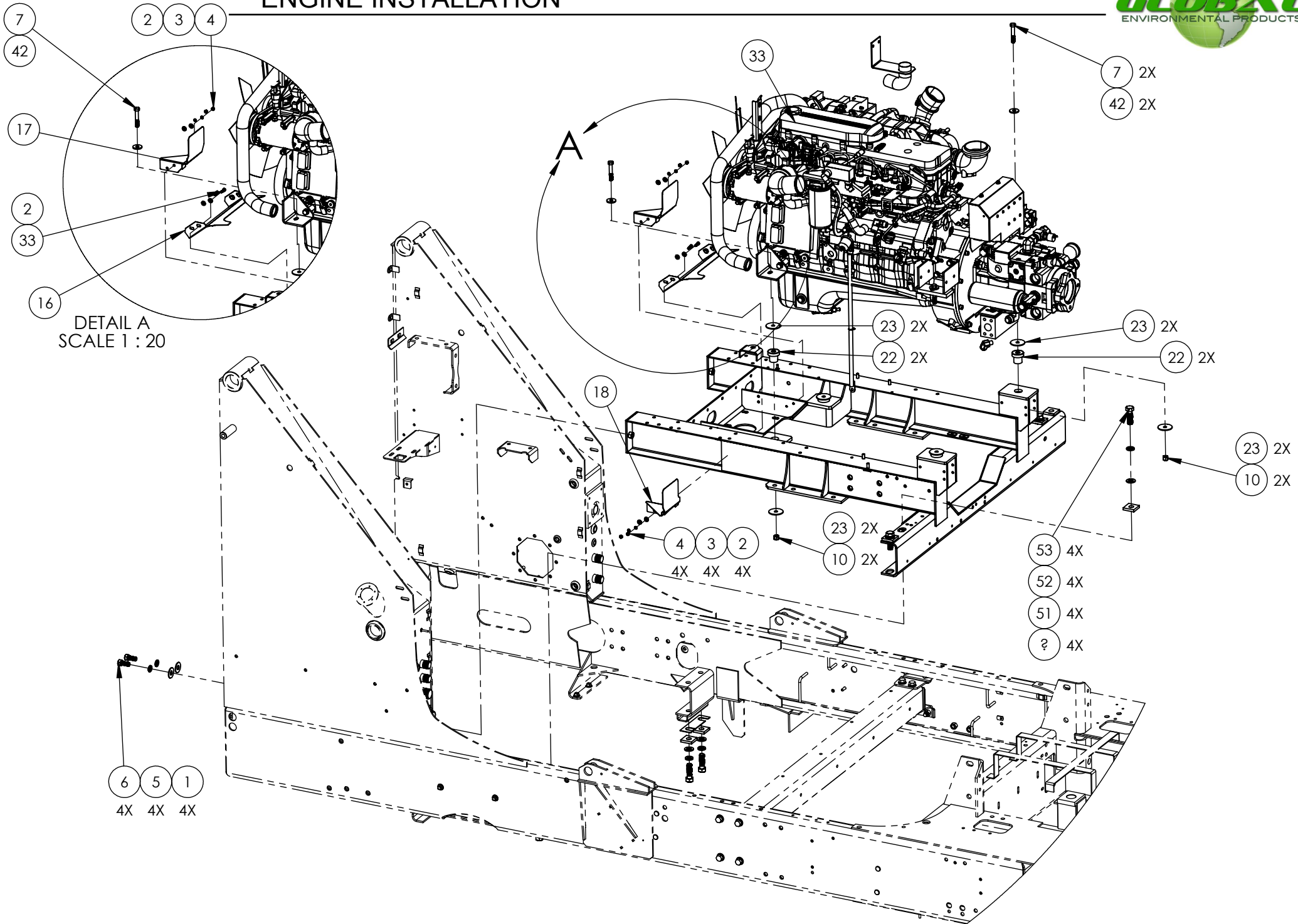
CHAPTER **6**

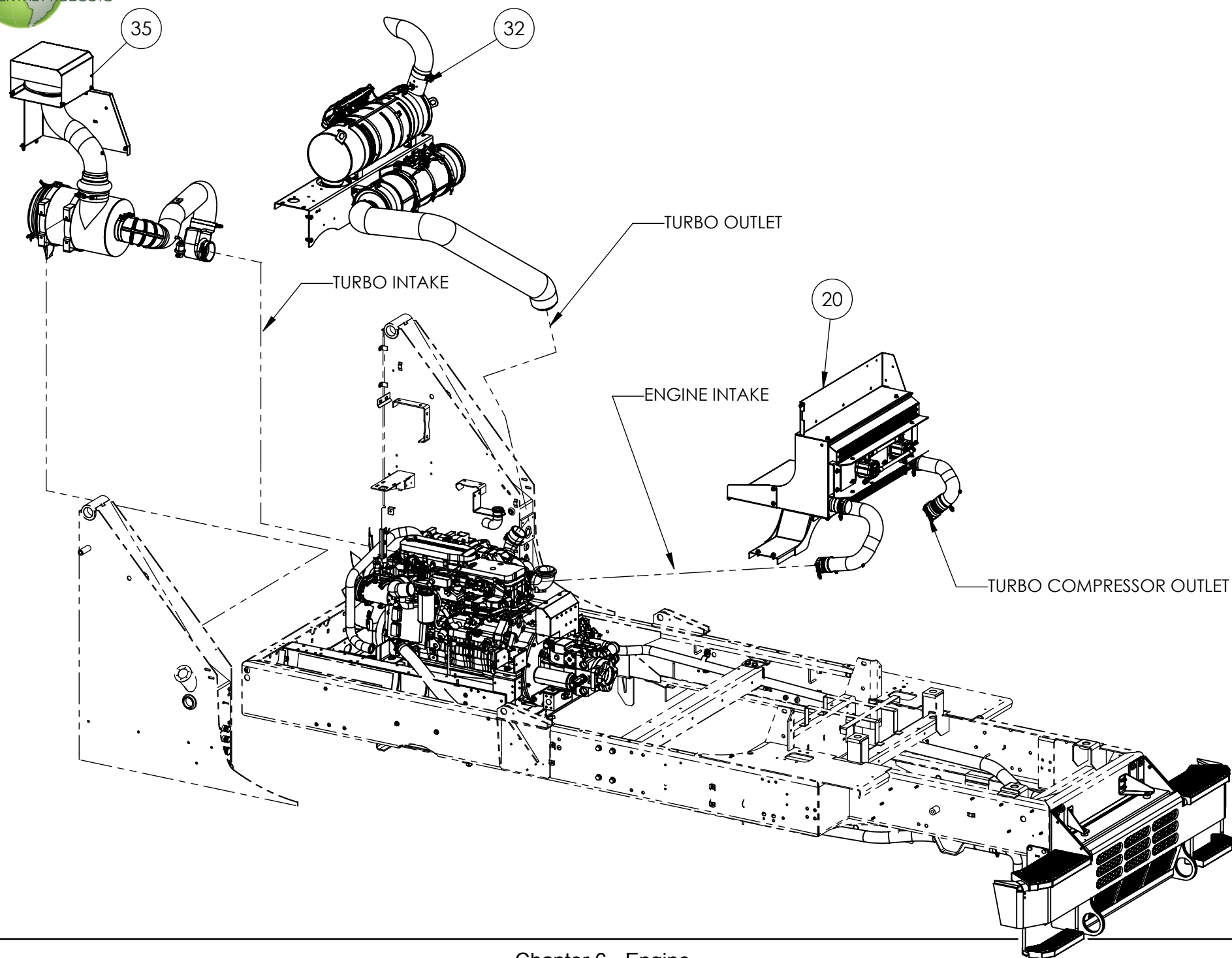
**Engine**

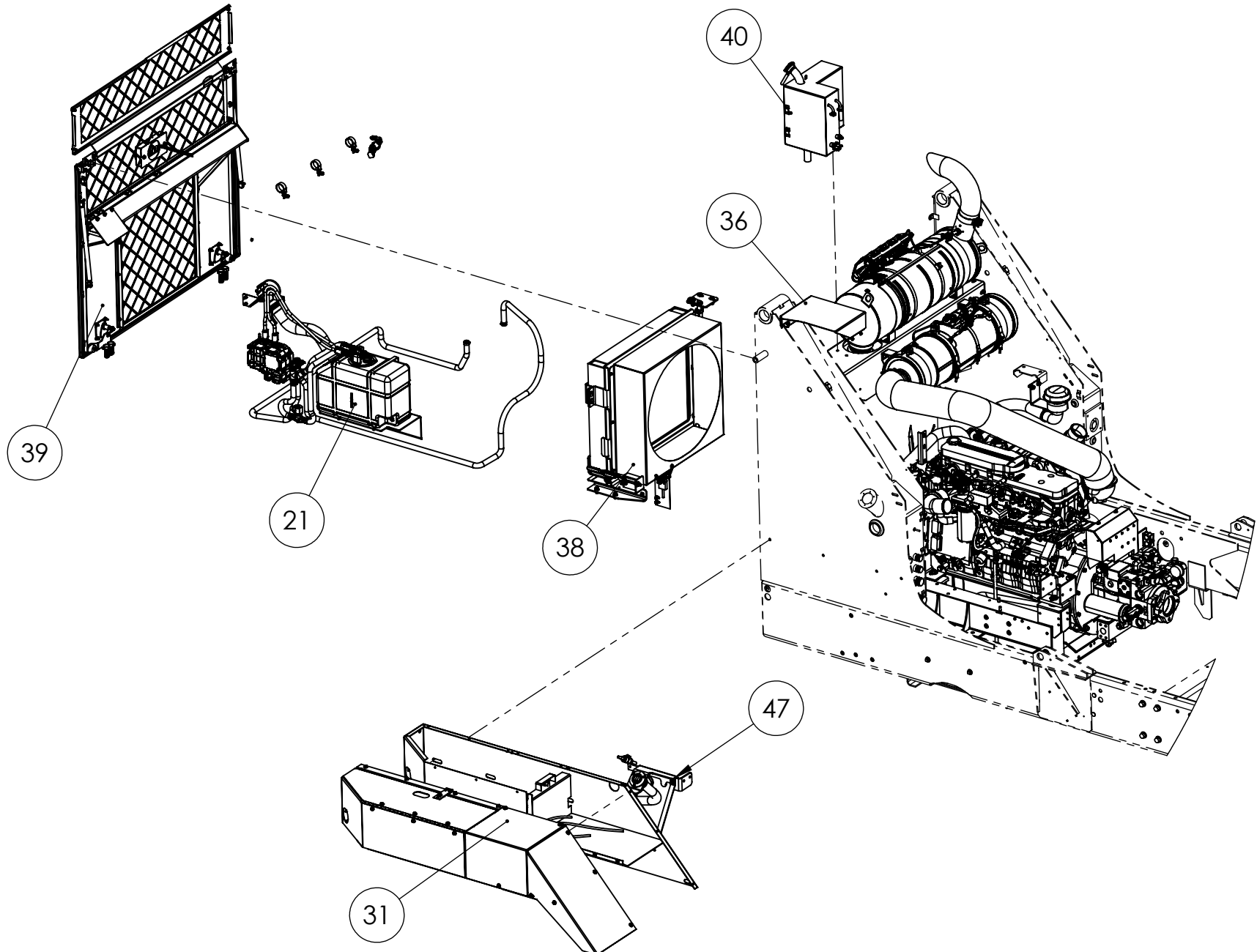
<b>Table of Contents</b>	
<b>Contents Subject</b>	<b>Page</b>
<b>Body</b> Engine Installation	6-3
Engine Assembly	6-8
Engine Cummins ISB10	6-12
Air Cleaner Installation	6-15
Radiator Installation	6-17
Radiator Fan, Assembly	6-19
Dearation Tank	6-21
Aftertreatment System (Muffler)	6-23
Remote Oil fill Installation	6-25
Fuel Tank Installation	6-27
DEF System Installation	6-29
Charge Air Cooler Assembly	6-32
Oil Cooler Installation	6-34
Preclener Scoop installation	6-38

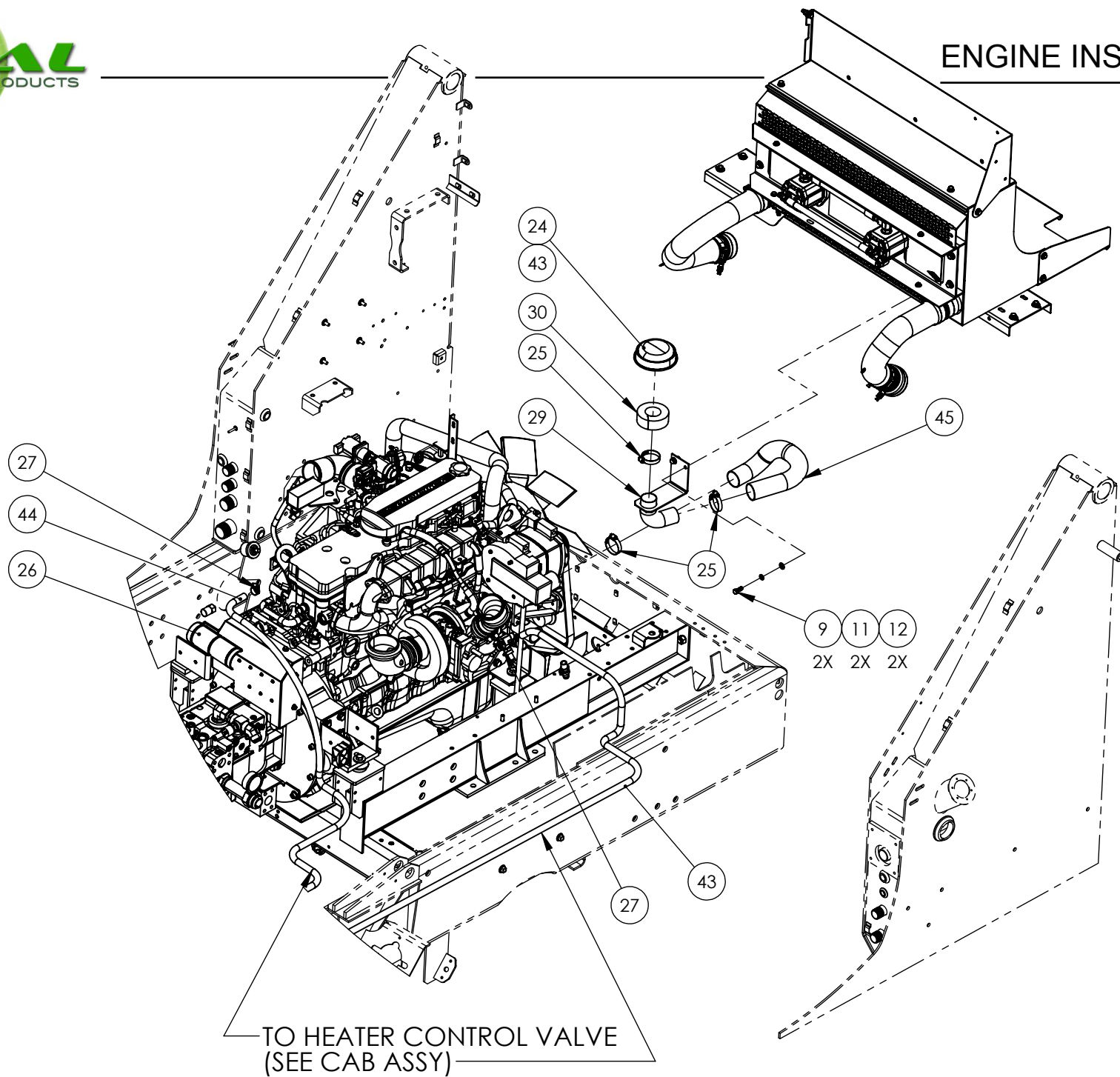
This page intentionally left blank

# ENGINE INSTALLATION





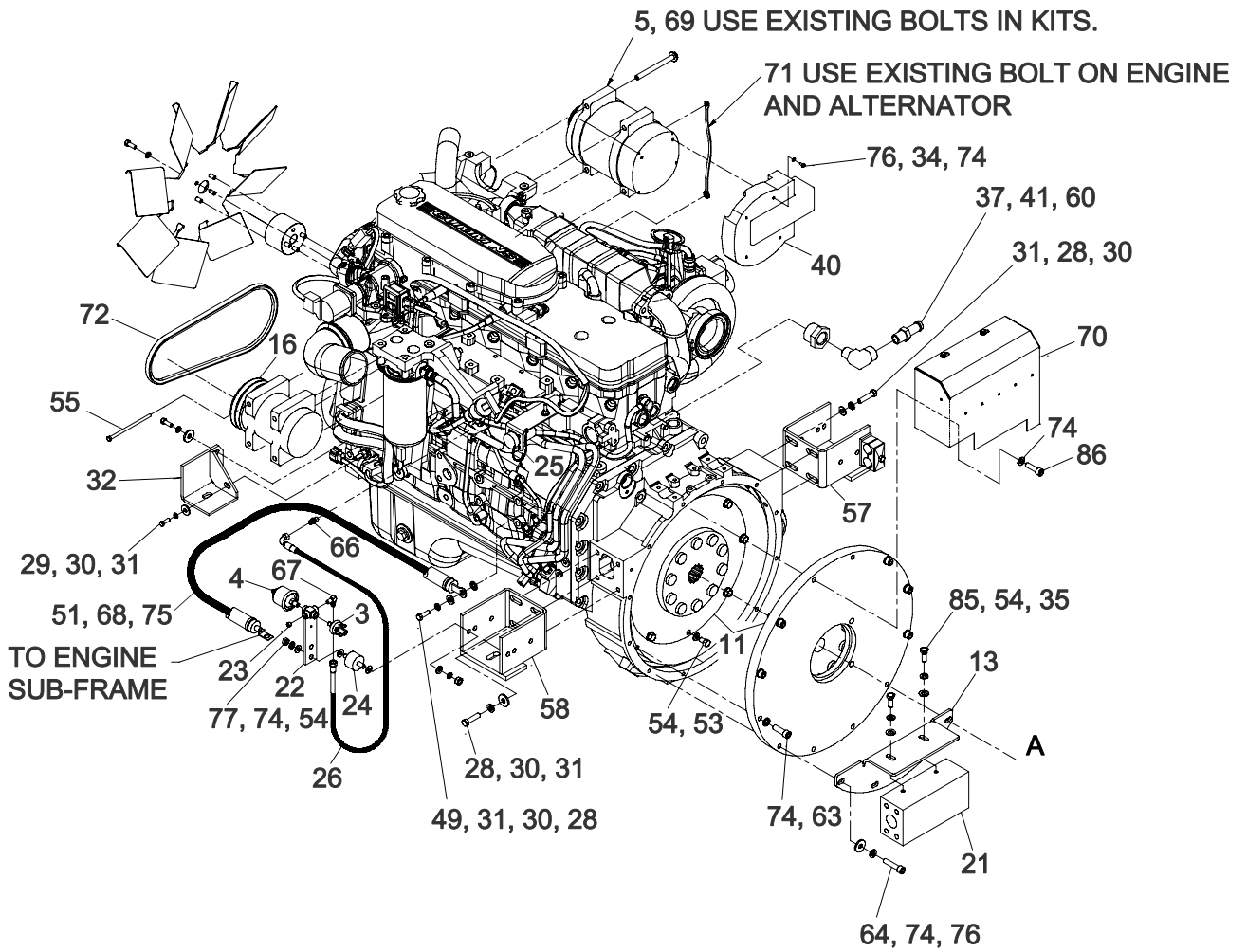


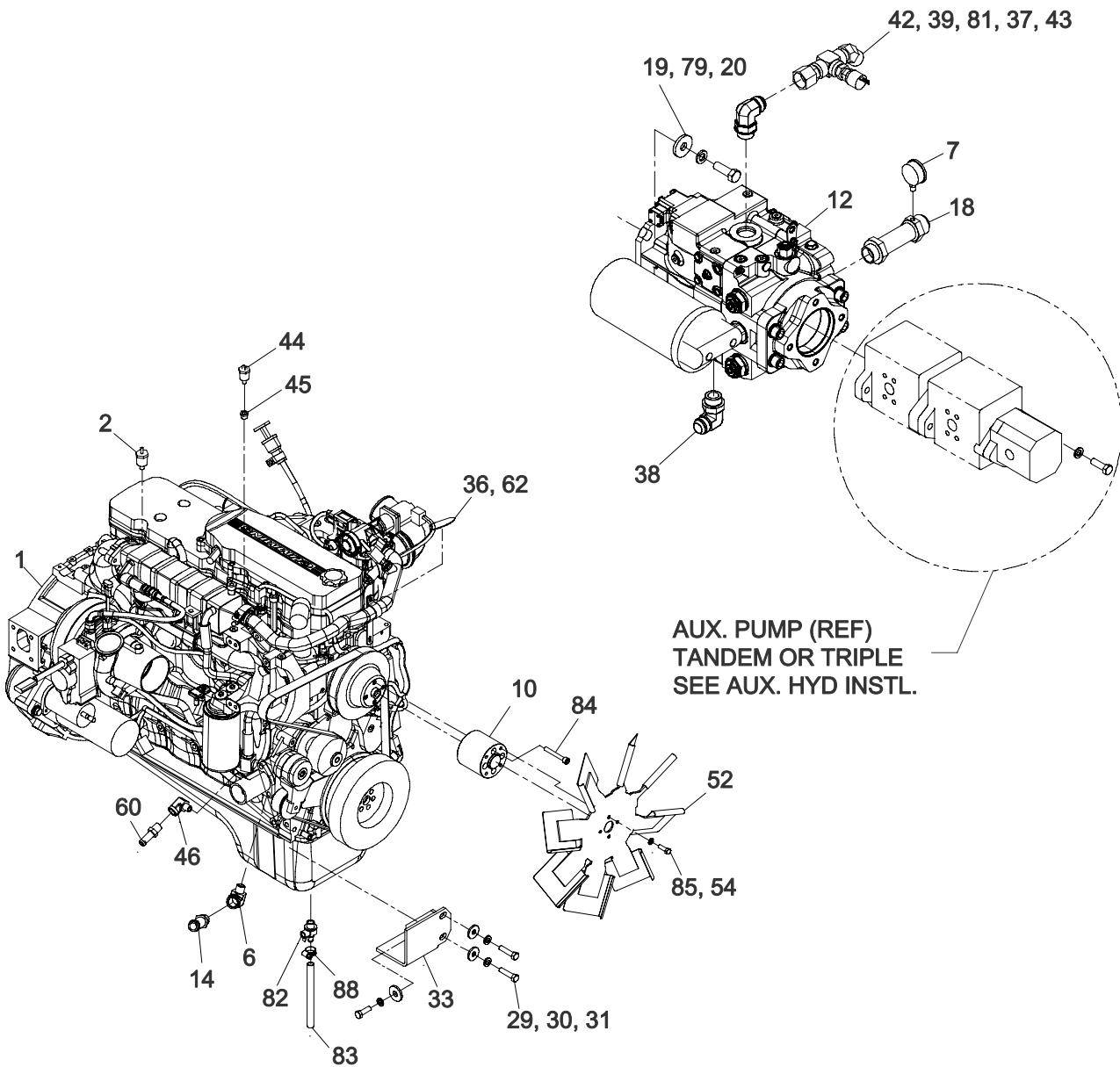


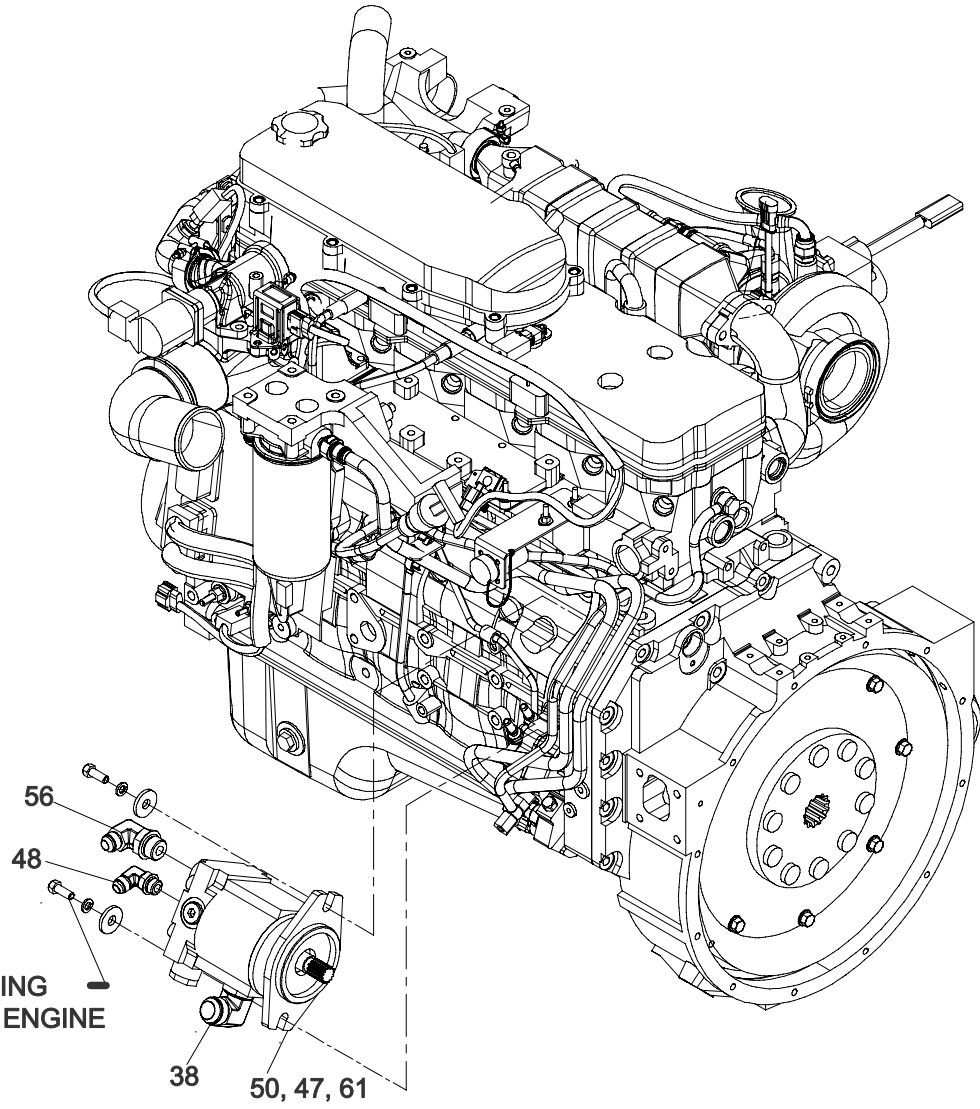


ITEM NO.	PART NUMBER	DESCRIPTION	QTY
<b>REF</b>	<b>331153</b>	<b>ENGINE INSTALLATION</b>	<b>REV C</b>
1	030558	WASHER,FLAT,Ø 5/8", USS Gr.8	4
2	035605	WASHER,FLAT,Ø 1/4",USS,(3/4" O.D.)	10
3	030643	WASHER,SPRING LOCK,Ø 1/4"	6
4	030703	NUT, HEX, 1/4-20-UNC	4
5	031146	WASHER,SPRING LOCK,Ø 5/8"	4
6	031457	BOLT,HEX,HEAD,5/8-11-UNC x 1 1/2"LG	4
7	032237	BOLT,HEX,HEAD,1/2-13-UNC x3"LG	4
8	033145	BOLT,HEX,HEAD,Ø 1/4-20-UNC x 3/4"LG	4
9	034423	BOLT,HEX,HEAD,3/8-16-UNC x 1" LG. GR8	2
10	034599	NUT,HEX,NYLON LOCK,1/2-13-UNC	4
11	030605	WASHER,SPRING LOCK,Ø 3/8"	2
12	038266	WASHER,FLAT,Ø 3/8",SAE NARROW	2
13	E1098015-10	RUBBER SEAL	1
14	247176	ENGINE SUBFRAME WELDMENT, ISB07	1
15	247241	OIL DIESEL ENGINE SAE15W40	1
16	E247390	DEBRIS PLATE	1
17	E247391	DEBRIS PLATE LH	1
18	E247392	DEBRIS PLATE RH	1
19	247393	PLUG BUTTON, 2" ( THICK FIT .2)	2
20	A247520	CHARGE AIR COOLER INSTALLATION ISB10	1
21	247522	DEF SYSTEM INSTALLATION	1
22	311167	MOUNT, RUBBER	4
23	E311521	WASHER ENGINE MOUNT	8
24	318678	HOOD AIR INLET, 2.0 DIA	1
25	318832	CLAMP,HOSE,Ø1",GEAR TYPE,(11/16@1-1/2)	3
26	320826	HOSE PROTECTOR 8 "	1
27	323036	CLAMP,HOSE, Ø1/2",GEAR TYPE,(7/16@1)	2
28	326426	CLAMP,HOSE Ø2",P-CLAMP TYPE (CL-33)	2
29	E327213	WELDMENT-ALTERNATOR BREATHER	1
30	327278	ALT. FILTER	1
31	328965	BATTERY INSTALLATION, M4	1
32	329861	AFTERTREATMENT, SYSTEM, ASSEMBLY-M4	1
33	329863	ENGINE ASSY ISB13-280	1
34	329870	ENGINE ELECTRICAL INSTL	1
35	330004	AIR CLEANER ASSEMBLY, ISB '13	1
36	330026	PRECLEANER SCOOP INSTALLATION	1
38	330729	OIL COOLER INSTALLATION, M4	1
39	330760	INSTALLATION, REAR GRILLE	1
40	330790	INSTALLATION, DEAERATION TANK, M4	1
42	E609297	WASHER-.53 ID X 1.5 OD,7 GA Special	4
43	896587	FOAM 1 X 1 1/2 POLYURETHANE	1
44	896601214	HOSE- SILICONE, 5/8 ID X 214" LG	2
45	896921022	HOSE- AIR DUCT, ALTERNATOR CAP	1
47	247589	REMOTE OIL FILL INSTALLATION	1
49	331237	RADIATOR INSTALLATION, M4	1
50	332149	WASHER, 2" SQUARE	8
51	323557	WASHER,FLAT,Ø 3/4",SAE NARROW	8
52	031505	WASHER,SPRING LOCK,Ø 3/4"	8
53	304992	BOLT,HEX,HEAD,3/4-10-UNC x 2-1/2"LG	8
54	332127	SHIM PLATE	2

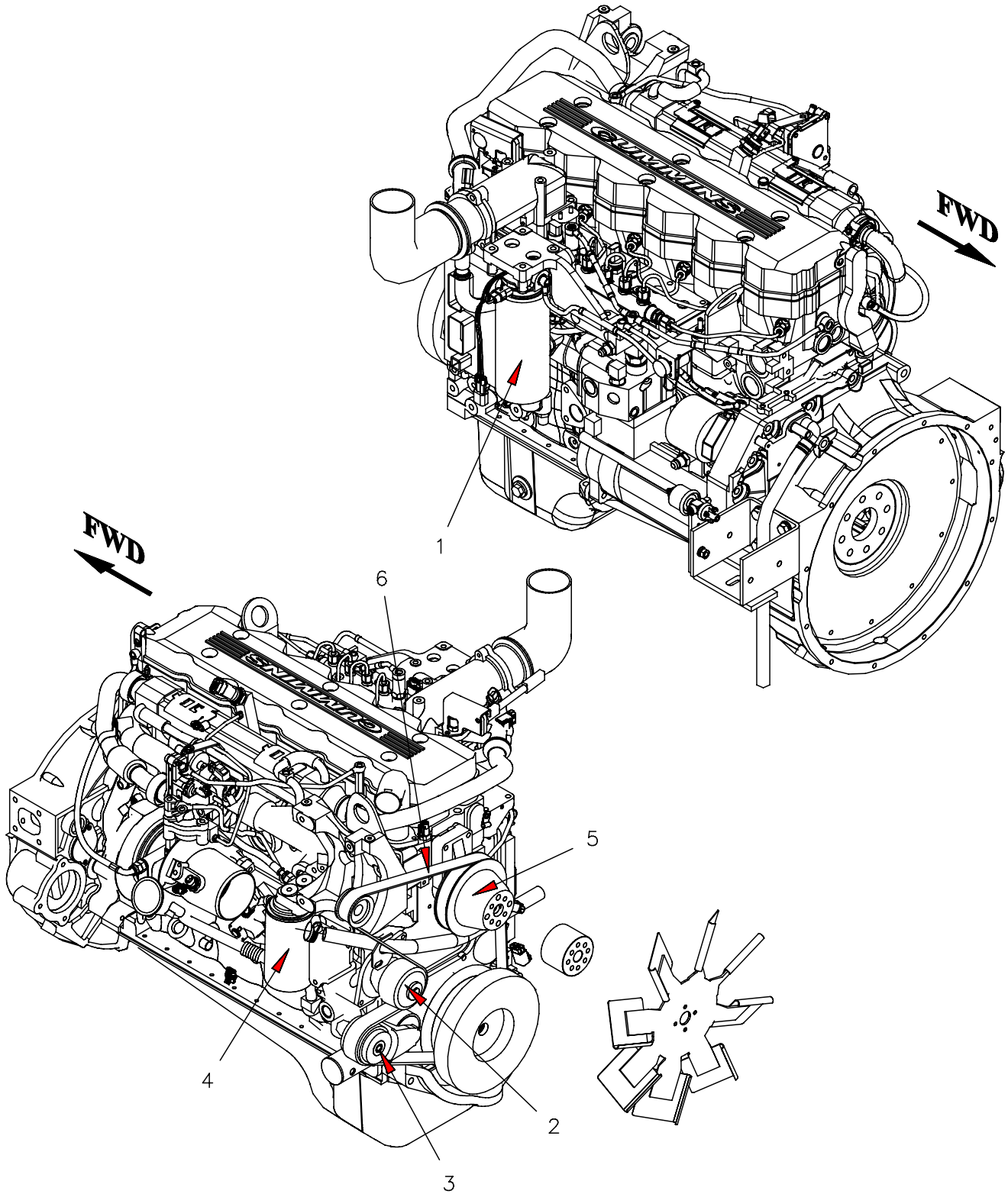








Item Pt No.	Description	Qty	Item Pt No.	Description	Qty		
- 247375	<b>Engine Assembly ISB10</b>	<b>3. REF</b>	56	351707	El,Mb-Mj90-10-12	1	
1	247432	Engine, Cummins ISB10	1	57	320681	Engine Mount Weld'T, Fr, Lh	1
2	317985	Water Temp Sender	1	58	320781	Engine Mount Weld'T, Fr, Rh	1
3	326092	Pressure Switch, 10Psi Spst-No	1	60	309468	Hose Fitting,5/8 Hose X 1/2 Mp	2
4	320711	Sender, Oil Pressure, 100 Psi	1	61	326439	Key,Woodruff, 4Mm X 19Mm	1
5	326183	Alternator,34 Si, P	1	62	896270	Scotch-Seal, 3M #2084	-
6	326330	Elbow, Mp-Fp90-8-12	1	63	351942	Scr, Socket Hd M10X1.50X30 (PI)	6
7	314379	Gauge, Vacuum, (-30"Hg)	1	64	353088	Scr, Socket Hd M10-1.50X40 (PI)	4
10	327990	Spacer, Fan, 2.5"	1	66	326304	Adapter, 10Mm-4Mj	1
11	325028	Coupling Isb-190/S-D Pump	1	67	033925	Elbow, Mj-Mp90-4-2	1
12	325606	Pump, Variable Displ W/Filter	1	68	896615017	Sleeve,Nylon, 0.911	1
13	325040	Bracket Hydraulic Block	1	69	382255	Pulley, Alternator, 34 Si	-
14	322018	Nipple, Hose, 3/4 Mp-1Mh	1	70	327882	Grid Heater Relay Panel Assy.	-
16	326036	Compressor, A/C, M4C	1	71	327756	Wire Assy, Alternator Ground	1
18	325039	Adaptor Mb-Mj-20-24	1	72	247131	V-Belt, Air Conditioning	1
19	324764	Washer, Flat 3/4", 7/32Thk (Zp)	4	74	035604	Washer, Lock #10 (Gr.8Yz)	4
20	325283	Bolt, Hex Hd 3/4"-10X1-3/4" (Gr.8Yz)	4	75	608881	Cable Tie	2
21	325041	Hydraulic Block	1	76	036645	Washer, Flat #10 Sae (Gr5 Yz)	4
22	312593	Bracket Weldment Oil Pressure	1	77	030599	Nut, Hex 3/8"-16 (Gr.8Yz)	2
23	103093	Hollow Hex Pipe Plug 1/8 Npt	1	79	031505	Washer, Lock 3/4" (Gr.8Yz)	4
24	300618	Mtg Rubber	1	81	054584	Elbow, Mj-Mp45-16-12	1
25	326106	Angle Ecu Connection Support	1	82	320933	Drain Valve, With Gasket	1
26	326054	Hose Assy 1/4" Id X 30 Cut	1	83	891217030	Hose- 3/8 Id X 30.0 Lg	1
28	312457	Bolt, Hex Hd M12-1.75X30 (10.9Zp)	9	84	326367	Scr, Socket Hd M10-1.50X90 (PI)	4
29	312062	Bolt, Hex Hd M12-1.75X40 (10.9Zp)	6	85	327933	Bolt, Hex Flange 3/8"-16X1"(Gr.8Yz)	2
30	312685	Washer, Lock M12 (10 Zp)	15	87	035404	Washer, Star 3/8", Ext. (Zp)	1
31	312684	Washer, Flat M12 (10 Zp)	15	88	082383	Hose Clamp,Body,Twin,1" Id	1
32	319181	Engine Mt Weldment Rear Rh	1	89	082384	Hose Clamp,Cover Plate,Twin,3D	1
33	319183	Engine Mt Weldment Rear Lh	1	90	090176	Bolt, Hex Hd 5/16"-18X1-3/4"(Gr.8Yz)	1
34	318833	Bolt, Hex Hd #10-24X3/4" (Zp)	4	91	325133	Clamp,Const Torq Ø 0.81-1.50"	2
35	038266	Washer, Flat 3/8", Sae (Gr.8Yz)	2	92	327971	Adapter, Fan Spacer	1
36	325560	Cap Bearing	1	93	382248	Screw, 12 Pt Hd M10-1.50X35(Zp)	3
37	040498	Pipe Bshg, Mp-Fp-12	2	94	896602014	Hose, 1"Id X 14"Lg,Silicone	1
38	082061	El, MB-MJ90-16	2	95	R1042	Freon, R-134-A	1
39	055945	Tee,Fp-Fp-Fp-12	1				
40	326285	Dust Shield, Alternator	1				
41	180413	Elbow, Mp-Fp90-8-8	1				
42	320966	Conn- Mp-Fjx-12-16	1				
43	320874	Switch, Temp No 150Dg F 1/2Npt	1				
44	325580	Temp Switch, 228Deg F, Spst-Nc	1				
45	033985	Pipe Bshg, Mp-Fp-8-6	1				
46	326411	Elbow, Mp-Fp90-6-8	1				
47	326441	Gear, Steering	1				
48	620513	El, Mb-Mj90-8	1				
49	036746	Washer, Star 1/2" Ext. (Zp)	1				
50	325400	Pump, Power Steering	1				
51	208468	Cable - Ground	1				
52	32795001	Ejector Fan, 23" Dia 8 Blades	1				
53	033147	Bolt, Hex Hd 3/8"-16X3/4" (Gr.8Yz)	8				
54	030605	Washer-Lock,Split,Plated,3/8 Gr8	8				
55	305392	Bolt, Hex Hd M8-1.25X100 (10.9Zp)	4				





---

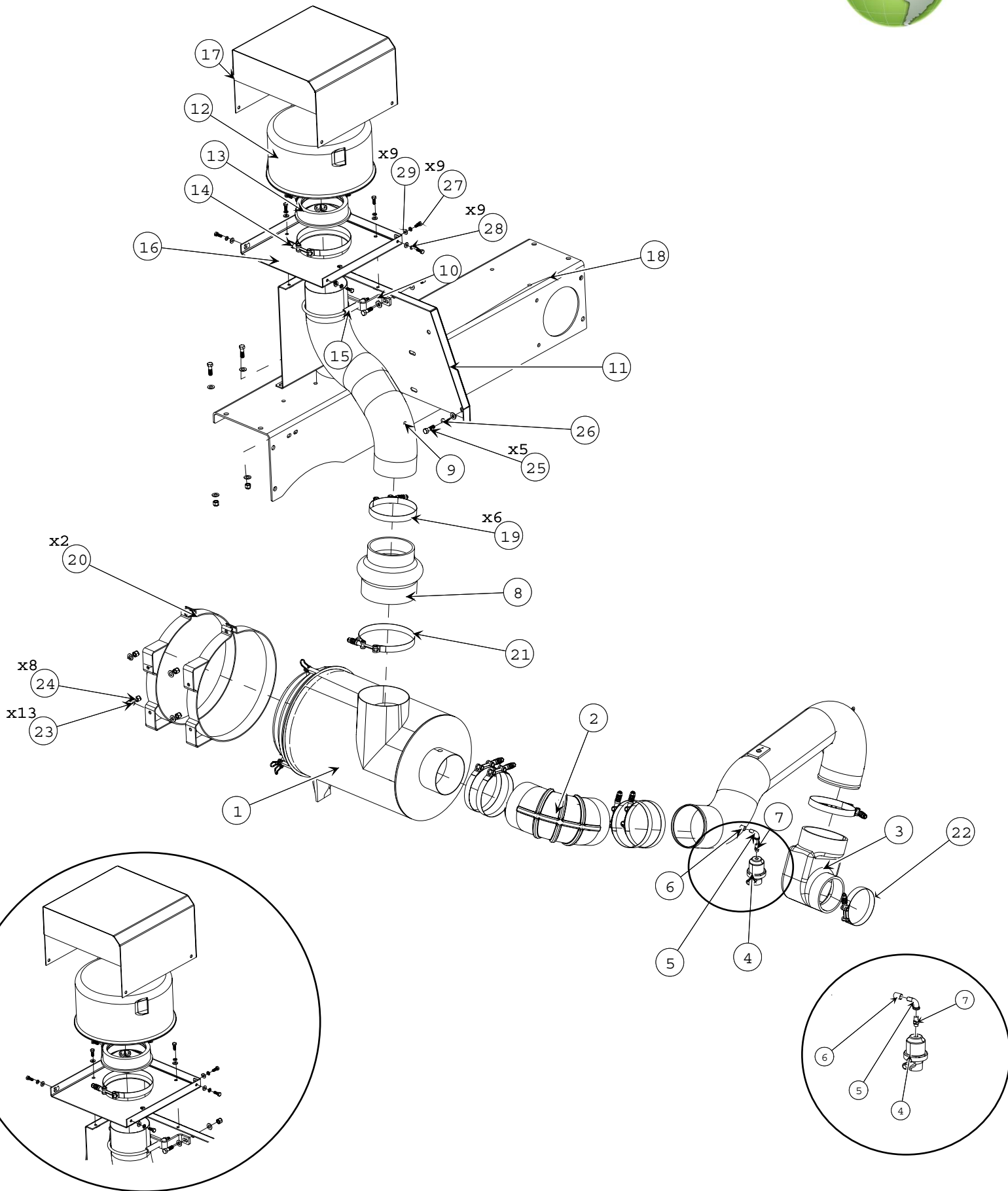
<b>Item Pt No.</b>	<b>Description</b>	<b>Qty</b>
- 247432	Engine Cummins ISB10-280 A	REF
1	382663 Fuel Filter	1
2	382664 Water Pump	1
3	382665 Tensioner - Belt	1
4	382666 Oil filter	1
5	382667 Support - Fan	1
6	382668 V-Belt Ribbed	1
7	382669 Cummins, ISB10-280 Owner Manu.	1

---

<b>Item Pt No.</b>	<b>Description</b>	<b>Qty</b>
--------------------	--------------------	------------



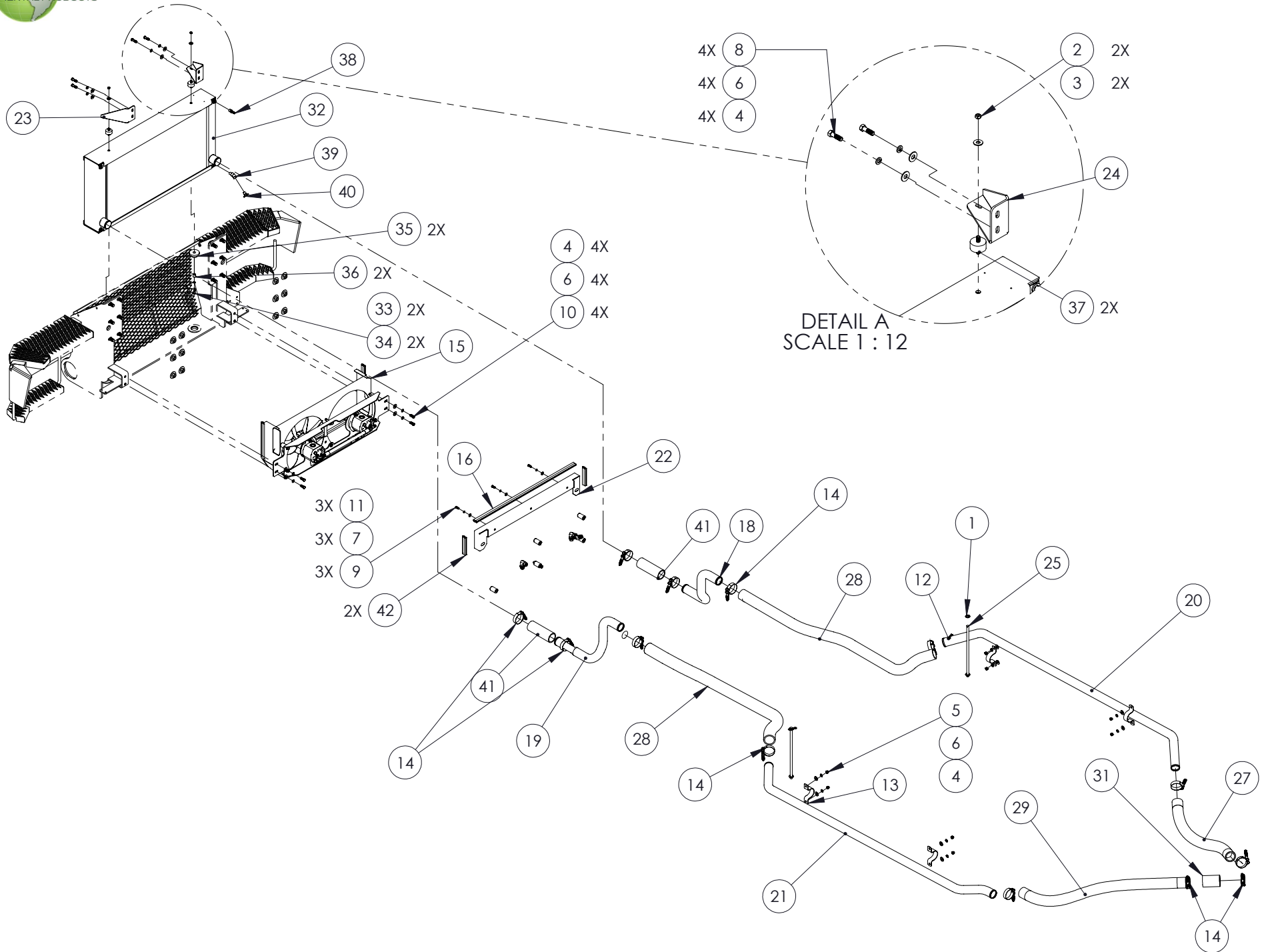
This page intentionally left blank





BOM ID	PART	Description	Qty
1	325120	AIR CLEANER-2 STAGE	1
2	319944	ELBOW, 90, RUBBER, 5 ID	1
3	326113	ELBOW, REDUCING, COBRA HEAD	1
4	326110	GAUGE, AIR, FILTER RE	1
5	030231	ELBOW, MNPT-FNPT-2 GALV	1
6	247486	PIPE, AIR INTAKE WELDMENT	1
7	326223	ADAPTER AIR RESTRICTION GAGE	1
8	355907	HUMP HOSE, RUBBER 5" TO 6"	1
9	247500	PIPE, PRE- CLEANER	1
10	247561	BRACKET, AIR FILTER	1
11	329987	WELD'T, PRECL. ENCLOSURE SUPPORT	1
12	320596	PRECLEANER EX60	1
13	353616	REDUCER- INLET SLEEVE	1
14	247609	CLAMP, CST TORQUE, 5.75-6.63	1
15	355550	U-BOLT 5"	1
16	329984	PRECLEANER ENCLOSURE BASE WELD'T	1
17	329985	SHELL, PRECLEANER ENCLOSURE	1
18	247508	CHANNEL, SCR/DPF	1
19	325099	CLAMP, T-BOLT 5.25-5.49	6
20	320403	MOUNTING BAND- AIR	2
21	320270	CLAMP, CONS TORQ 6.25-7.13	1
22	325726	CLAMP, T-BOLT 4.25-4.56	1
23	038266	WASHER,FLAT, 3/8",SAE NARROW	13
24	023885	NUT,HEX,NYLON LOCK,3/8-16-UNC	8
25	033139	BOLT,HEX,HEAD,3/8-16-UNC x 1 1/4"LG	5
26	030605	WASHER,SPRING LOCK, 3/8"	1
27	033145	BOLT,HEX,HEAD, 1/4-20-UNC x 3/4"LG	9
28	030643	WASHER,SPRING LOCK, 1/4"	9
29	609606	WASHER,FLAT, 1/4",SAE NARROW	9

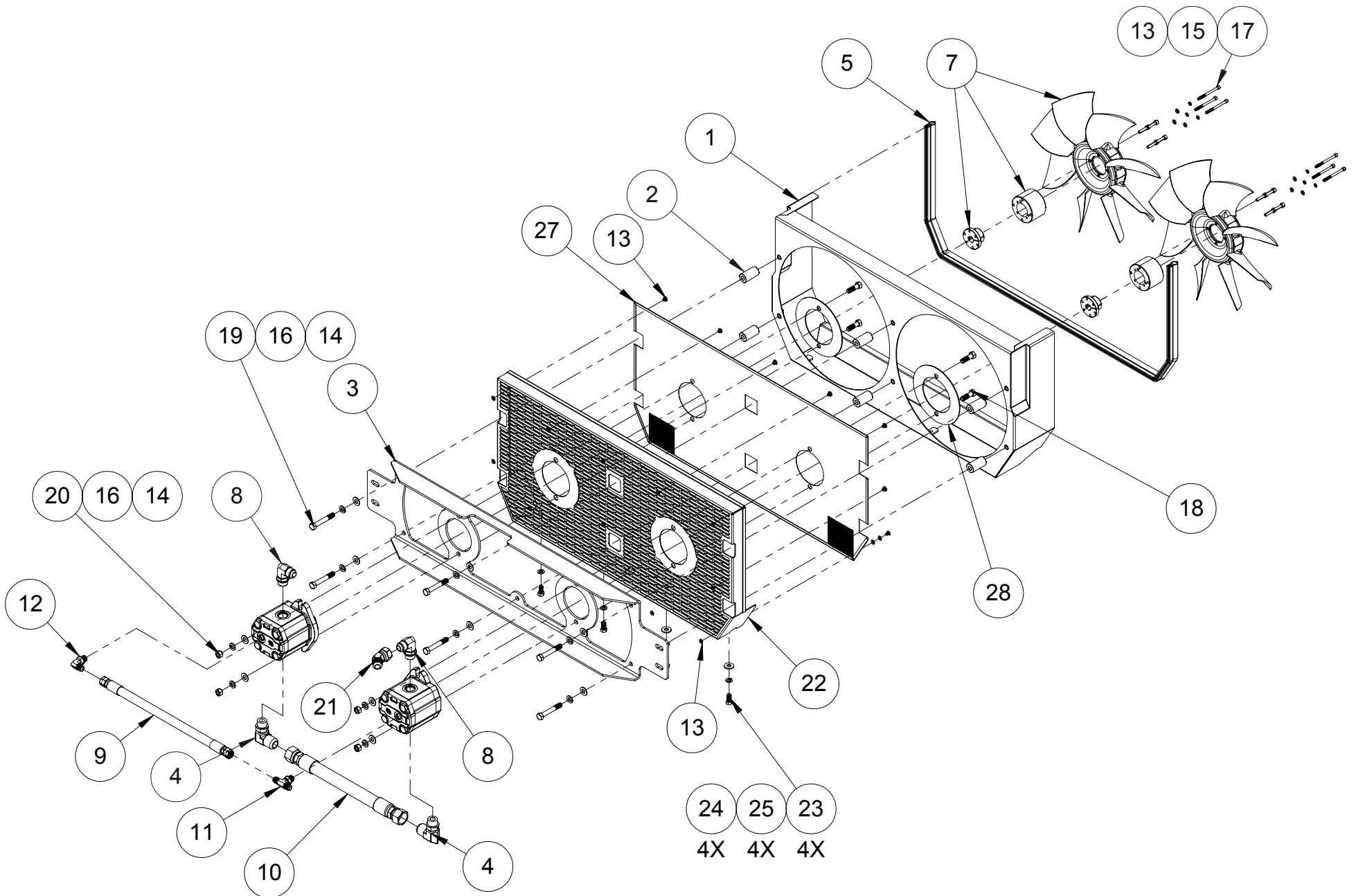




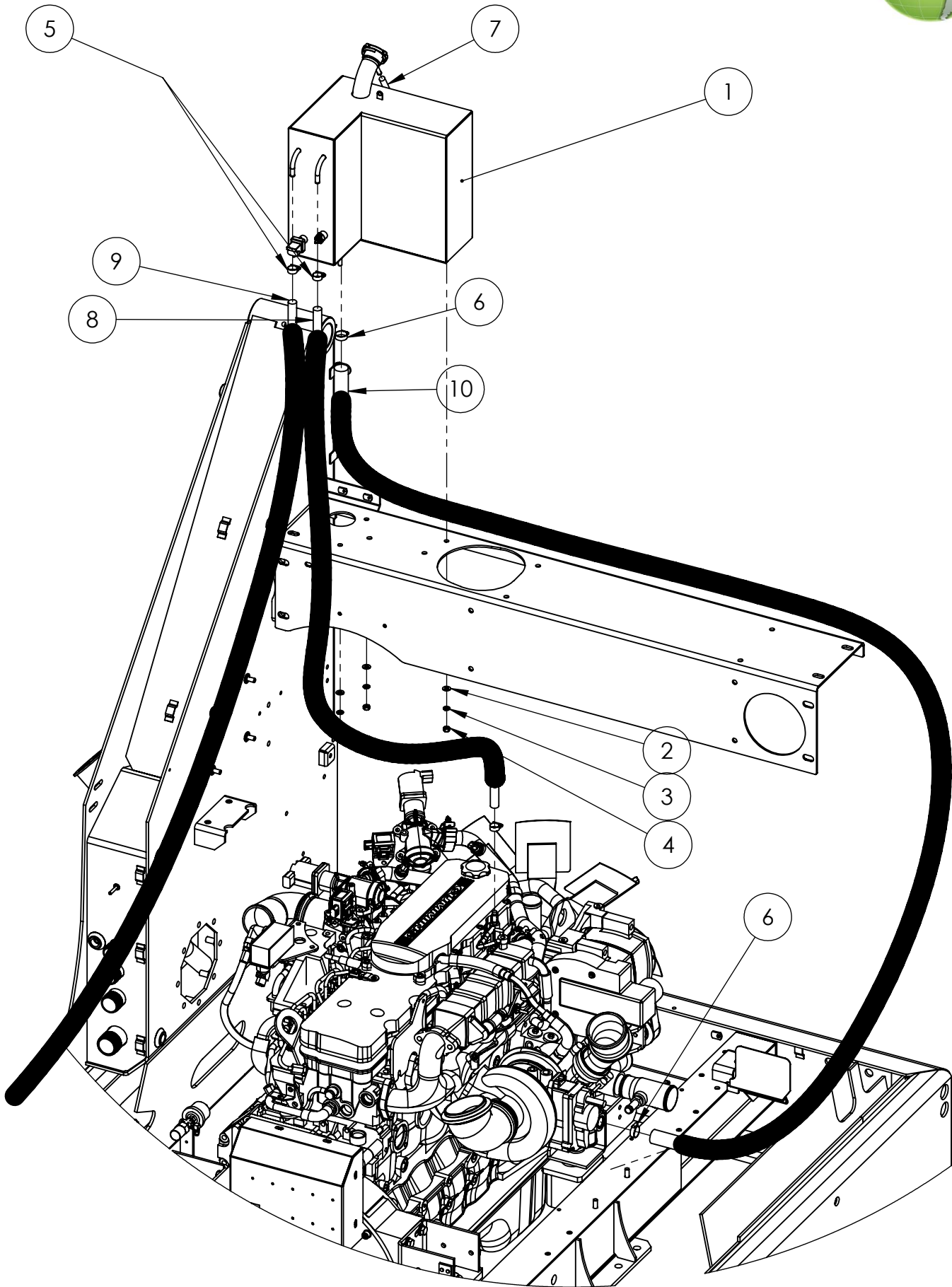
# RADIATOR INSTALLATION



ITEM NO.	PART NUMBER	DESCRIPTION	QTY
<b>REF</b>	<b>331237</b>	<b>RADIATOR INSTALLATION</b>	<b>REV A</b>
1	023687	WASHER,FLAT,SAE,Ø 1/2"	4
2	026025	NUT,HEX, 5/16-18-UNC,CONELock	2
3	030489	WASHER,FLAT,Ø 5/16",USS,WIDE,7\8" O.D.	2
4	030557	WASHER,FLAT,USS,Ø 3/8"	16
5	030599	NUT, HEX, 3/8-16-UNC	8
6	030605	WASHER,SPRING LOCK,Ø 3/8"	16
7	030643	WASHER,SPRING LOCK,Ø 1/4"	3
8	033139	BOLT,HEX,HEAD,3/8-16-UNC x 1 1/4"LG	4
9	033145	BOLT,HEX,HEAD,Ø 1/4-20-UNC x 3/4"LG	3
10	034423	BOLT,HEX,HEAD,3\8-16-UNC x 1" LG. GR8	4
11	035605	WASHER,FLAT,Ø 1/4",USS,(3/4" O.D.)	3
12	91317	HITCH PIN, Ø1/8" x 1-15/16"Lg (HAIRPIN STYLE)	2
13	91704	CLAMP,PIPE STRAP,2.09 @ 2.28 Ø	4
14	329713	CLAMP, HOSE, T-BOLT 2.25-2.56	13
15	330309	RADIATOR FAN ASS'Y, CNG	1
16	E1151033	TRIM, SEAL, BULB SHAPE	1
18	E248280	PIPE, 2" OD, RIGID	1
19	356492	PIPE, 2.0 OD, RIGID, (LH) SIDE	1
20	E248418	PIPE, 2" RIGID, COOLANT	1
21	356538	PIPE, 2.0 OD RIGID, COOLANT, (LH) SIDE	1
22	E248898	SHROUD, COOLANT RADIATOR, TOP	1
23	E248902	BRACKET WELDMENT, UPPER RADIATOR	1
24	E248904	BRACKET WELDMENT, UPPER RADIATOR (RH)	1
25	E248973	BAR, HOSE GUIDE	2
27	896731039	HOSE SILICONE 2" X 39" LG	1
28	896731055	HOSE SILICONE 2" ID X 55"	2
29	896731036	HOSE 2" ID SILICONE X 36" LG	1
30	R1111	RUBBER STRIP 1-7/8 W	8'
31	896731004	HOSE SILICONE, 2" ID X 4" LG	1
32	330819	RADIATOR, FRONT TRIPLE PASS	1
33	030373	WASHER,SPRING LOCK,Ø 5/16"	2
34	031434	BOLT,HEX,HEAD,5/16-18-UNC x 1 1/4"LG	2
35	E248899	CENTER BONDED VIBRO-INSULATOR, REWORK	2
36	E248907	SLEEVE, RADIATOR PILOTE	2
37	248679	MOUNT, ISOLA., VIBR., CYL., 5/16-18	2
38	305225	NIPPLE (MNPT-4/BARB-6)	1
39	331083	FITTING, MP-FP45-4-4	1
40	030351	DRAIN COCK,MNPT-04(1/4"),BRASS	1
41	89673107	HOSE,SILICONE, 2"IDX 7" LG	2
42	E1151005-00	TRIM, SEAL, BULB SHAPE	2



ITEM NO.	PART NUMBER	DESCRIPTION	QTY
<b>REF</b>	<b>356565</b>	<b>RADIATOR FAN ASSEMBLY, NYC</b>	<b>REV B</b>
1	356462	SHROUD COOLANT RADIATOR, WELDMENT	1
2	248472	SPACER, SHROUD	6
3	356459	CHANNEL, FAN RAIL	1
4	351707	FITTING,HYD,90°,MORB-10 X MJIC-12	2
5	1151057-05	TRIM, SEAL, BULB SHAPE	1
6	321015	MOTOR, CAC	2
7	248466	FAN, 14 PO, 45 DEG	2
8	620385	HYD. FITTING 90° (MJIC-10/MORB-10)	2
9	E248461	HOSE,HYD-06,100R2,FJIC-06 X 2	1
10	E248460	HOSE,HYD-12,100R2,FJIC-12 X 2	1
11	204282	HYDRAULIC FITTING "T" (ORB-06/JIC-06/JIC-06)	1
12	054289	FITTING,HYD,90°,MJIC-06 X MORB-06	1
13	036645	WASHER,FLAT,Ø #10,SAE NARROW	45
14	038266	WASHER,FLAT,Ø 3/8",SAE NARROW	10
15	035604	WASHER,SPRING LOCK,Ø #10	6
16	030605	WASHER,SPRING LOCK,Ø 3/8"	10
17	91711	SCREW,SOCKET HEAD CAP,#10-24 UNC X 2 1/2" LG.	6
18	033139	BOLT,HEX,HEAD,3/8-16-UNC x 1 1/4"LG	4
19	033149	BOLT,HEX,HEAD,3/8-16-UNC x 2-1/2"LG	6
20	030599	NUT, HEX, 3/8-16-UNC	4
21	207576	FITTING,HYD.45°,F JIC-10 X MJIC-10	1
22	356713	GRILLE GUARD, RADIATOR FAN, (NYC & M4)	1
23	030483	BOLT,HEX,HEAD,5/16-18-UNC x 3/4"LG	4
24	030489	WASHER,FLAT,Ø 5/16",USS,WIDE,7\8" O.D.	4
25	030373	WASHER,SPRING LOCK,Ø 5/16"	4
27	357170	SCREEN, PANEL FRONT RADIATOR FAN	1
28	357171	PLATE SEAL, MESH	2
29	357175	RIVET ALUMINUM, 3/16" DIA X 1/4" LG.	13



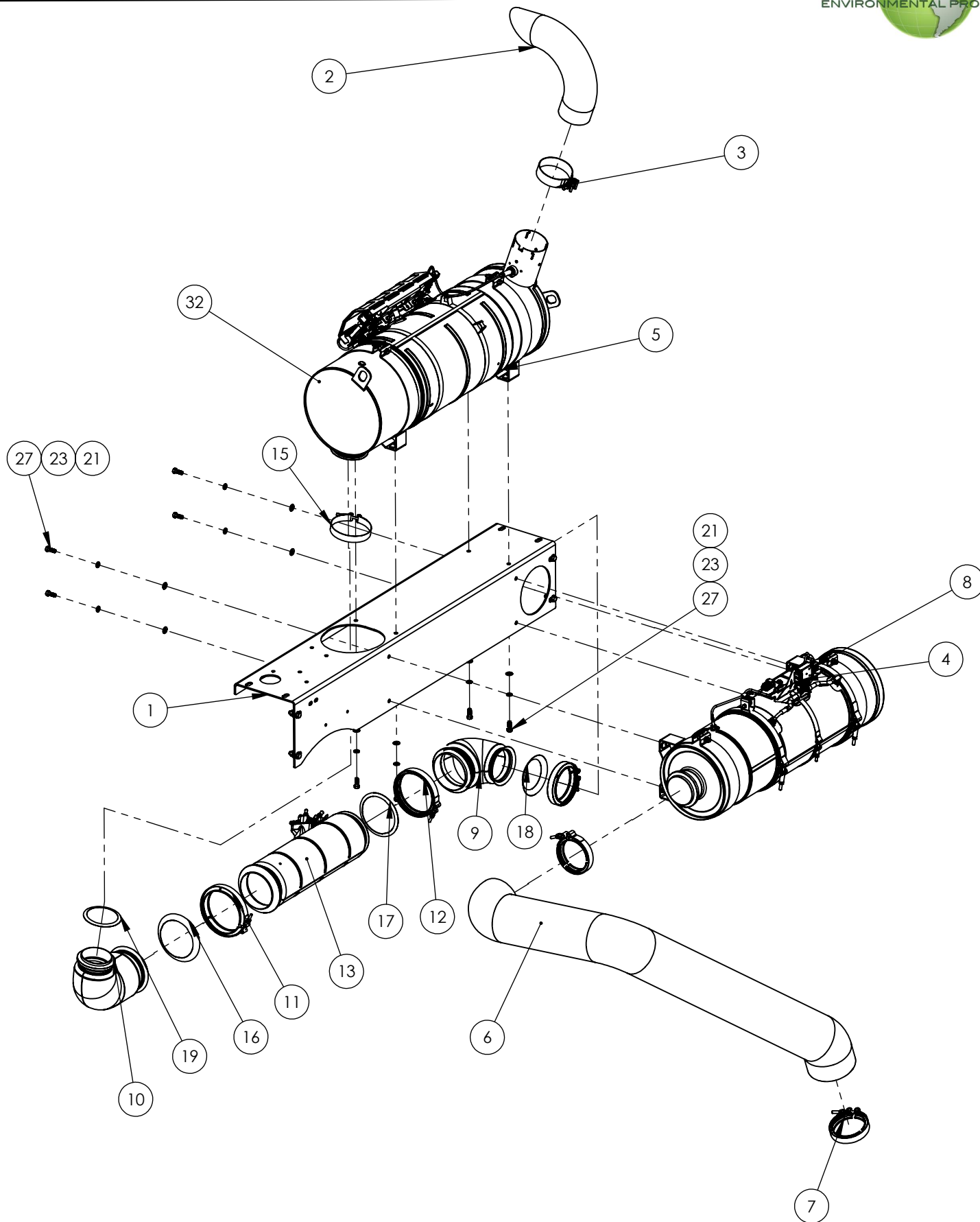


## DEAERATION TANK INSTALLATION

---

ITEM NO.	PART NUMBER	DESCRIPTION	QTY.
1	330624	ASSEMBLY, DEAERATION TANK, M4	1
2	651420	WASHER, FLAT, Ø 5/16", SAE NARROW, 1 1/16" O.D.	3
3	030373	WASHER, SPRING LOCK, Ø 5/16"	3
4	030617	NUT, HEX, 5/16-18-UNC	3
5	353051	CLAMP, GEAR DIA. 3/8@5/8, HS-6	4
6	325133	CLAMP, CONST TORQ .81 @ 1.5 DIA.	2
7	896617072	HOSE OVERFLOW, 5/16" ID, 72" LG.	1
8	896648067	HOSE, 3/8" ID SILICONE, 67" LG.	2
9	896648094	HOSE, 3/8" ID SILICONE, 94" LG.	1
10	896602092	HOSE, 1" ID SILICONE, 92" LG.	2

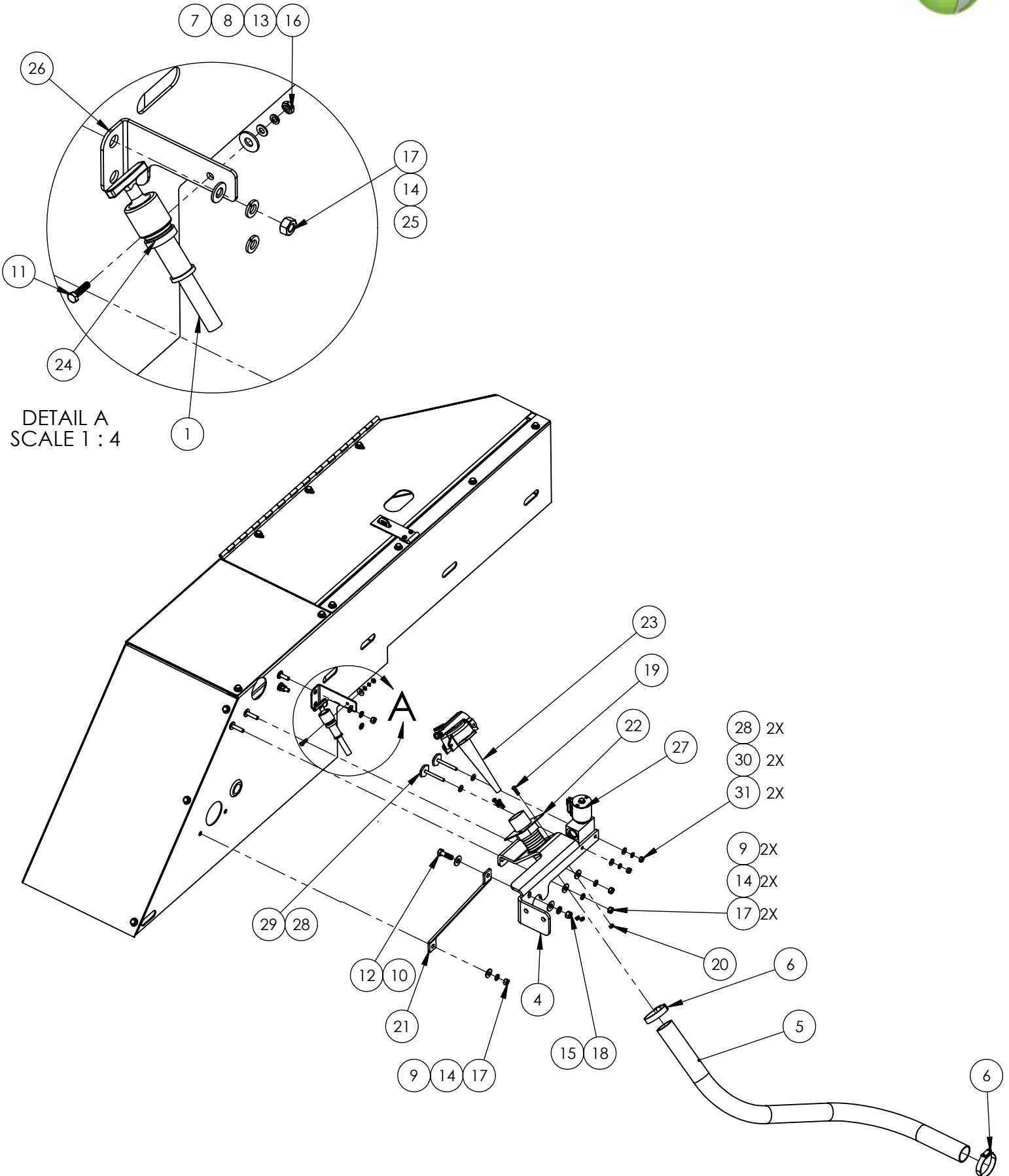
---





ITEM NO.	PART NUMBER	DESCRIPTION	QTY
1	247508	CHANNEL, SCR/DPF WELDMENT	1
2	E247501	EXHAUST PIPE, SCR	1
3	E354125	CLAMP, EXHAUST Ø4" ACCUSEAL ALUMINIZED	2
4	E247505	DPF, CLAMP SS	2
5	E247506	SCR, CLAMP SS	2
6	E247545	COVER, EXHAUST	1
7	247146	CLAMP, MUFFLER, 4 5/8" DIA, SS	2
8	247532	DPF	1
9	247534	ELBOW FITTING, DPF TO REACTOR, A029T105	1
10	247535	ELBOW FITTING, REACTOR TO SCR, A029M177	1
11	247536	CLAMP A029E742	1
12	247537	CLAMP A029T535	1
13	247533	REACTOR	1
14	247538	CLAMP A029E741	1
15	247539	CLAMP A029T534	1
16	247540	Gasket A029E744	1
17	247541	Gasket Q312516	1
18	247542	Gasket A029E743	1
19	247543	Gasket Q312526	1
20	651420	WASHER, FLAT, Ø 5/16", SAE NARROW, 11/16" O.D.	8
21	038266	WASHER, FLAT, Ø 3/8", SAE NARROW	16
22	030373	WASHER, SPRING LOCK, Ø 5/16"	4
23	030605	WASHER, SPRING LOCK, Ø 3/8"	12
24	030617	NUT, HEX, 5/16-18-UNC	4
25	030599	NUT, HEX, 3/8-16-UNC	4
26	034007	BOLT, HEX, HEAD, 5/16-18-UNC x 2" LG	4
27	034423	BOLT, HEX, HEAD, 3/8-16-UNC x 1" LG. GR8	8
28	033139	BOLT, HEX, HEAD, 3/8-16-UNC x 1 1/4" LG	4
29	329874	BRACKET, TURBO EXHAUST	1
30	329905	BRACKET, SIDE EXHAUST SUPPORT	1
31	3042T42	U BOLT, CLAMPING, 5 1/2"	1
32	329884	-	1

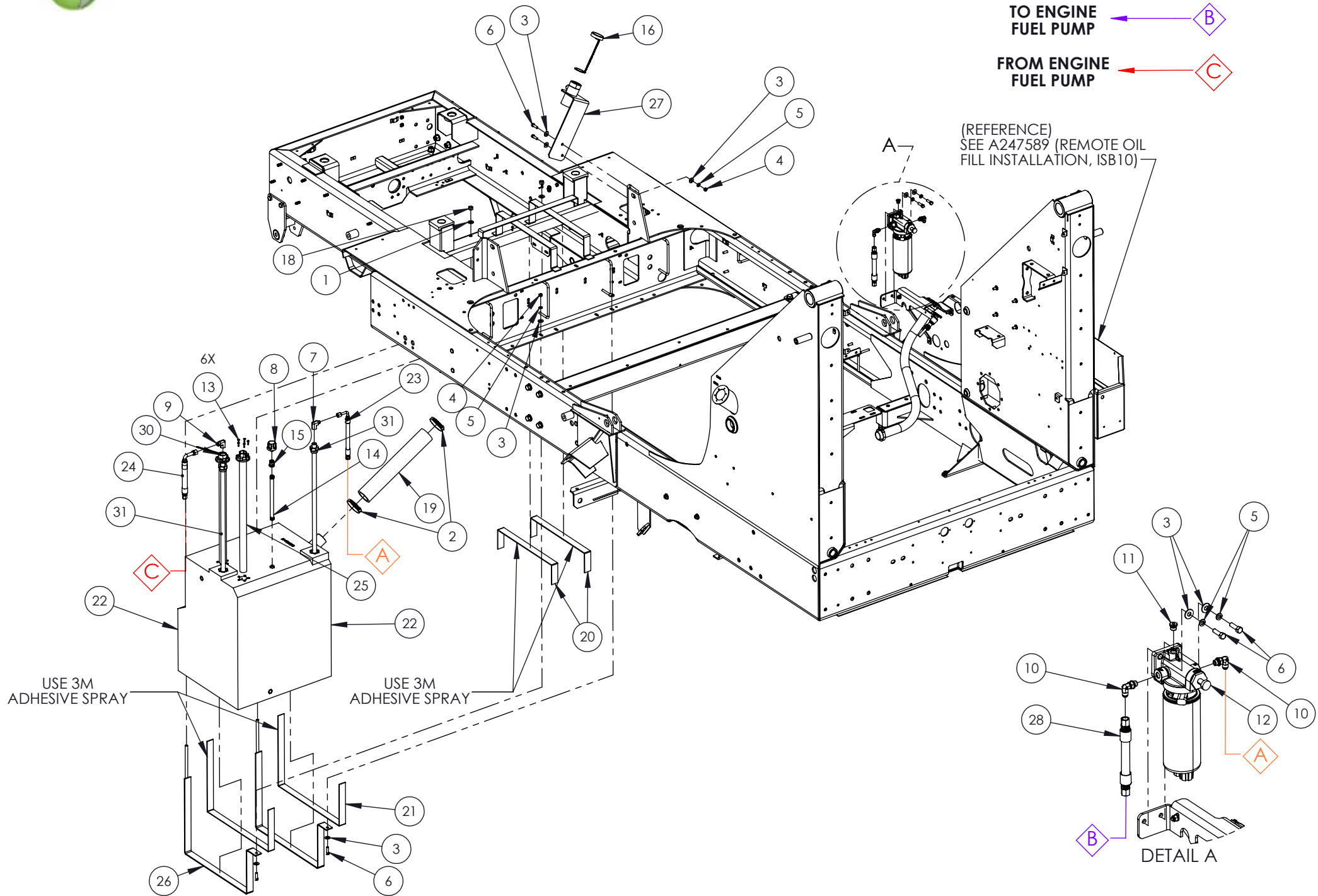
# REMOTE OIL FILL INSTALLATION





# REMOTE OIL FILL INSTALLATION

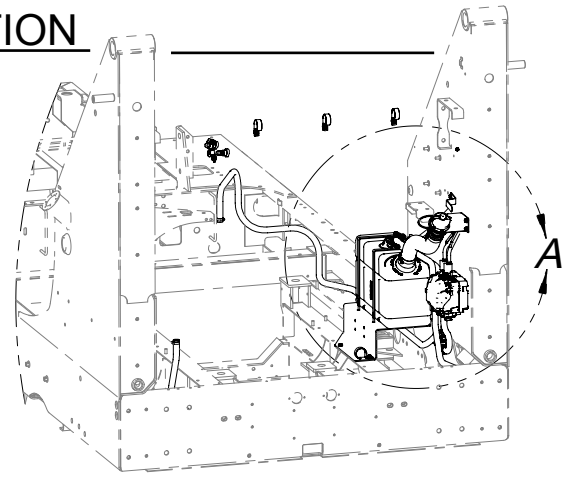
ITEM NO.	PART NUMBER	DESCRIPTION	QTY
<b>REF</b>	<b>330009</b>	<b>ROMTE OIL FILL INSTALLATION, M4 CT</b>	<b>REV B</b>
1	355999	DIPSTICK AND LANYARD	1
4	331090	OIL FILL BRACKET	1
5	E897239039	HOSE, 1-1/2" X 35.0 LG.	1
6	318832	CLAMP, GEAR 1 5/16@2 1/4 HS-28	2
7	035605	WASHER,FLAT,Ø 1/4",USS,(3/4" O.D.)	1
8	036645	WASHER,FLAT,Ø #10,SAE NARROW	1
9	030489	WASHER,FLAT,Ø 5/16",USS,WIDE,7/8" O.D.	3
10	030557	WASHER,FLAT,USS,Ø 3/8"	2
11	318833	BOLT,HEX,HEAD,Ø #10-24-UNC x 3/4"LG	1
12	033139	BOLT,HEX,HEAD,3/8-16-UNC x 1 1/4"LG	1
13	035604	WASHER,SPRING LOCK,Ø #10	1
14	030373	WASHER,SPRING LOCK,Ø 5/16"	5
15	030605	WASHER,SPRING LOCK,Ø 3/8"	1
16	023598	NUT, HEX, #10-24-UNC	1
17	030617	NUT, HEX, 5/16-18-UNC	5
18	030599	NUT, HEX, 3/8-16-UNC	1
19	036859	SCREW,PAN HEAD,FLAT DRIVE,#10-24-UNC X 3/4" LG.	3
20	036860	NUT, KEPS #10-24 (ZP)	3
21	E247836	CANTIL.BRACKET FOR MOUNT-OIL ISB10 SUPP.	1
22	330007	REMOTE OIL FILL, WELDMENT	1
23	352300	FUEL CAP, (NO ARRESTER) RED	1
24	247482	CLAMP, LOOP Ø1-1/4", DG20, 3/16" BOLT	1
25	651420	WASHER,FLAT,Ø 5\16", SAE NARROW, 11/16" O.D.	2
26	331287	BRACKET, OIL DIP STICK	1
27	248852	VALVE,PROPORSIONAL RELIEF,ASS'Y	1
28	609606	WASHER,FLAT,Ø 1/4",SAE NARROW	4
29	025798	BOLT,HEX,HEAD,Ø 1/4-20-UNC x 2 1/4"LG	2
30	030643	WASHER,SPRING LOCK,Ø 1/4"	2
31	030703	NUT, HEX, 1/4-20-UNC	2



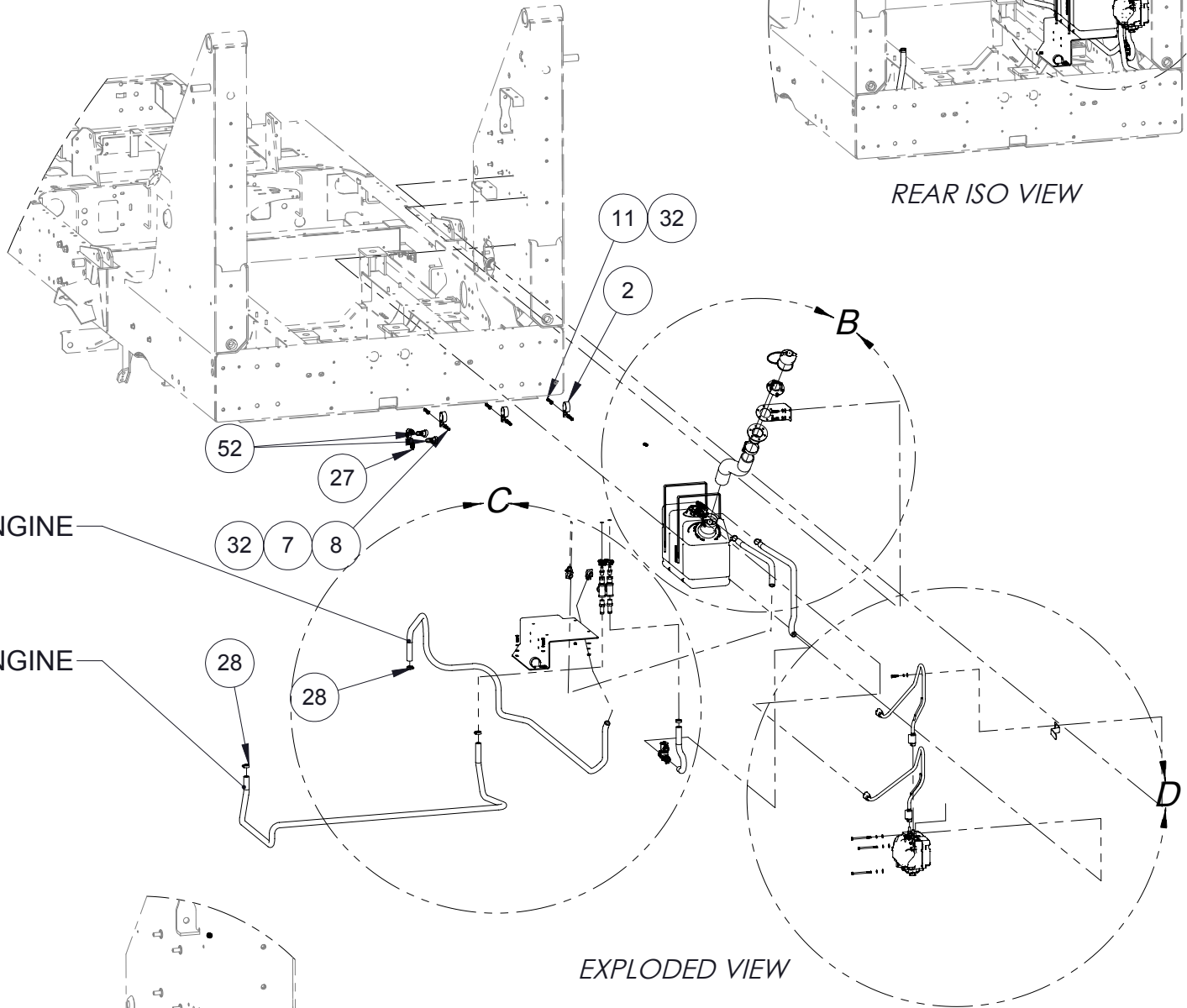


ITEM NO.	PART NUMBER	DESCRIPTION	QTY
<b>REF</b>	<b>332054</b>	<b>FUEL TANK INSTALLATION</b>	<b>REV A</b>
1	023687	WASHER,FLAT,SAE,Ø 1/2"	2
2	026485	CLAMP,HOSE,Ø2-1/2",GEAR TYPE,(2-1/16@3)	2
3	030557	WASHER,FLAT,USS,Ø 3/8"	10
4	030599	NUT-PLATED, 3/8-16 GR8	4
5	030605	WASHER-LOCK,SPLIT,PLATED,3/8 GR8	6
6	033139	SCR- HXHD PLT 3/8-16X1-1/4 GR8	6
7	82627	FITTING,HYD,90°,MJIC-06 X FNPT-08,STEEL	1
8	045147	BREATHER, FILTER,MNPT-04(1/4")	1
9	328066	FITTING,HYD,90°,FNPT-08 x MJIC-08	1
10	247154	FITTING,HYD,90°,MJIC-06 X MM-16	2
11	247177	FITTING,HYD,PLUG,HOLLOW HEX,MM-14	1
12	247178	FILTER, FUEL, REMOTE	1
13	317677	SCREW,BUTTON HEAD,SOCKET CAP,#10-32-UNC X ¾" LG	6
14	323750	FITTING , HYD., STR, MNPT -6(3/8") x 2 x 10"Lg. NIPPLE	1
15	323751	FITTING,HYD,STR,FNPT-06(3/8") X FNPT-04(1/4"),GALV	1
16	325247	FUEL CAP, CHAINED	1
17	896974	ADHESIVE SPRAY, 3M	1
18	900378	LOCK NUT 1/2-13 PLATED	2
19	896556018	HOSE 2-1/4 ID X 18" LG	1
20	896975027	RUBBER STRIP 1/8" X 1 1/2" X 27"	2
21	896975046	RUBBER STRIP 1/8" X 1 1/2" X 46"	2
22	330144	FUEL TANK, 50 GALLON, PLASTIC	1
23	E247548	HOSE,HYD-06,100R1,FJIC-06XFJIC90°(L)-06	1
24	327995	HOSE ASSY	1
25	356841	SENDER, FUEL LEVEL	1
26	E322719	STRAP WELDMENT, FUEL TANK - BOTTOM	2
27	325187	FUEL FILL, WELDMENT	1
28	E327996	HOSE ASSY 3/8" ID X 31" CUT	1
29	247155	FITTING, STRAIGHT, MJ06 X MM12	1
30	329666	SENDER, FUEL LEVEL, CUMMINS SPEC	1
31	E355147	HEX HEAD FUEL, WELDMENT	2

# DEF SYSTEM INSTALLATION



REAR ISO VIEW

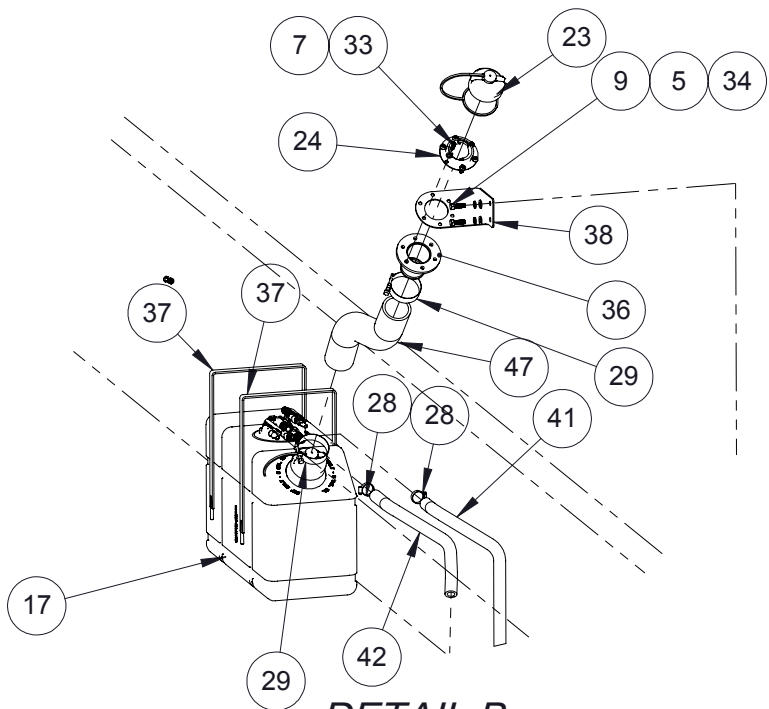


EXPLODED VIEW

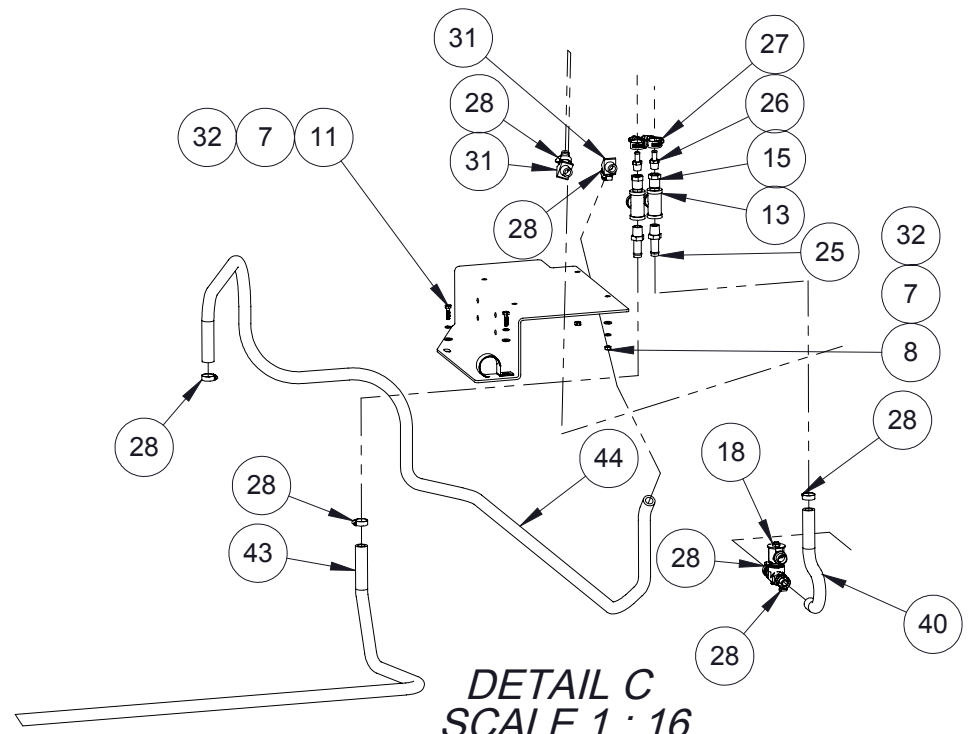
TO ENGINE

TO ENGINE

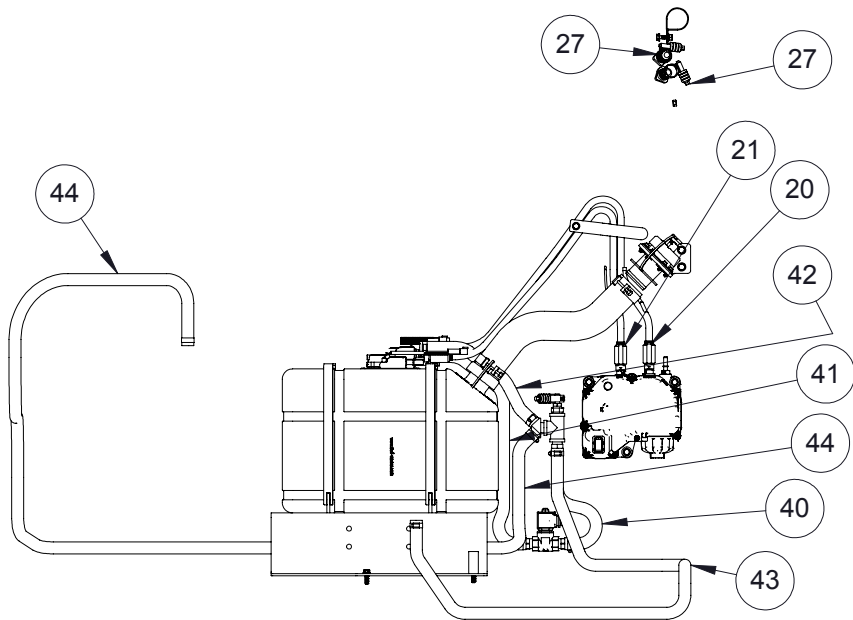
DETAIL A  
SCALE 1 : 16



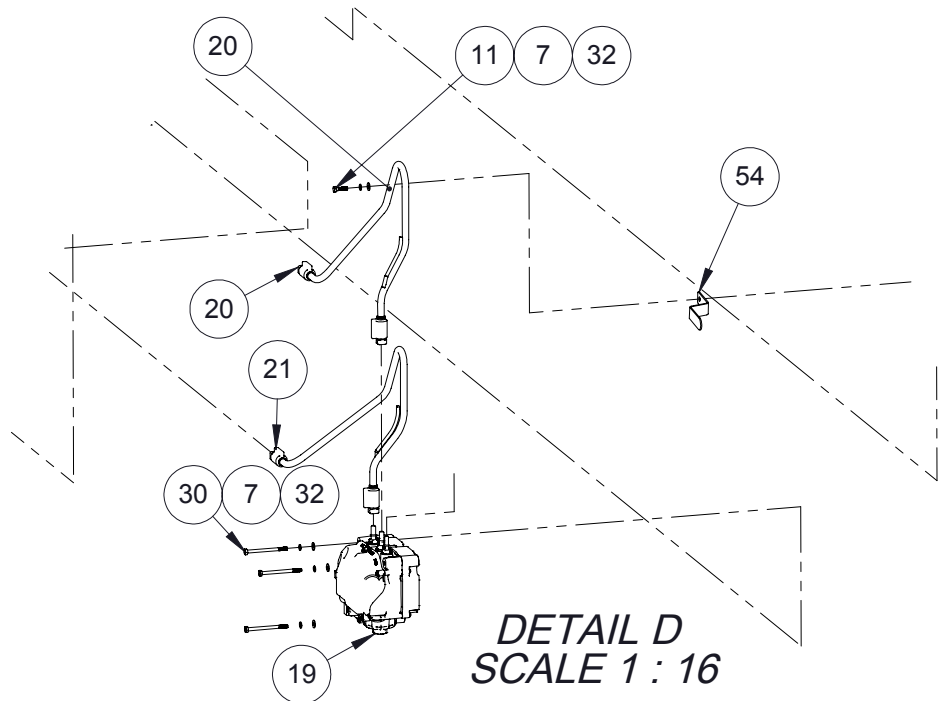
**DETAIL B**  
SCALE 1 : 16



**DETAIL C**  
SCALE 1 : 16



*RIGHT SIDE VIEW (HIDDEN COMPONENTS)*



**DETAIL D**  
SCALE 1 : 16

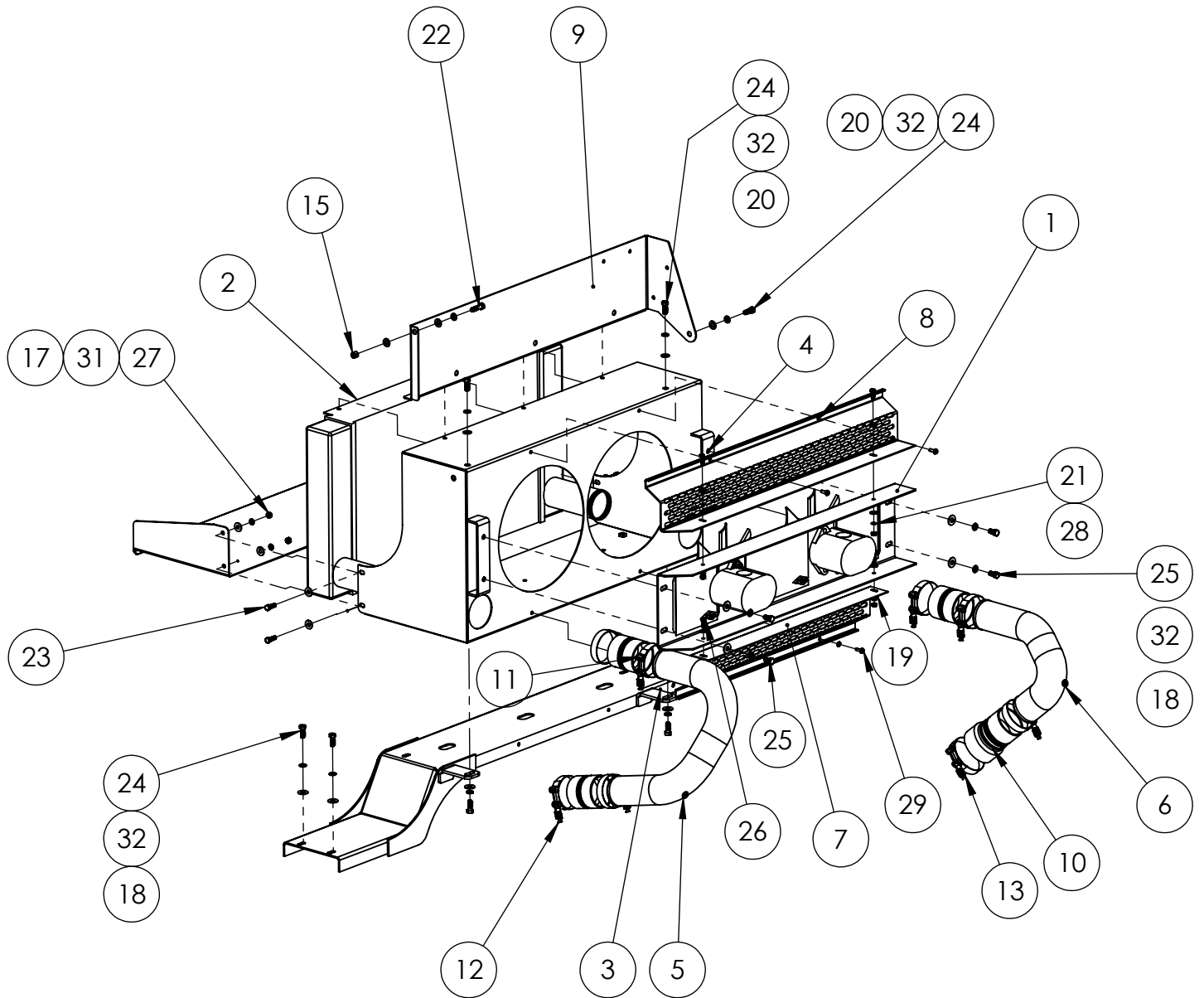


# DEF SYSTEM INSTALLATION

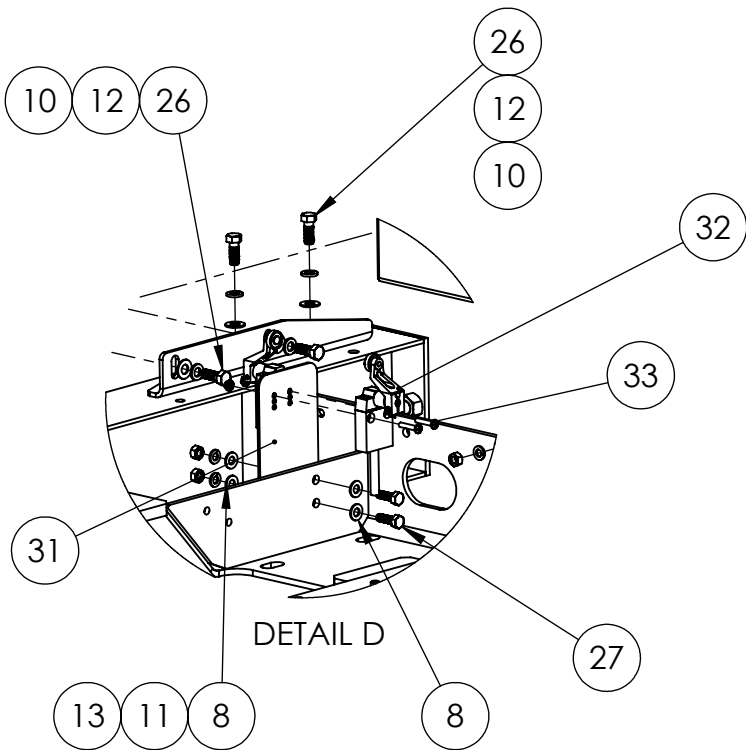
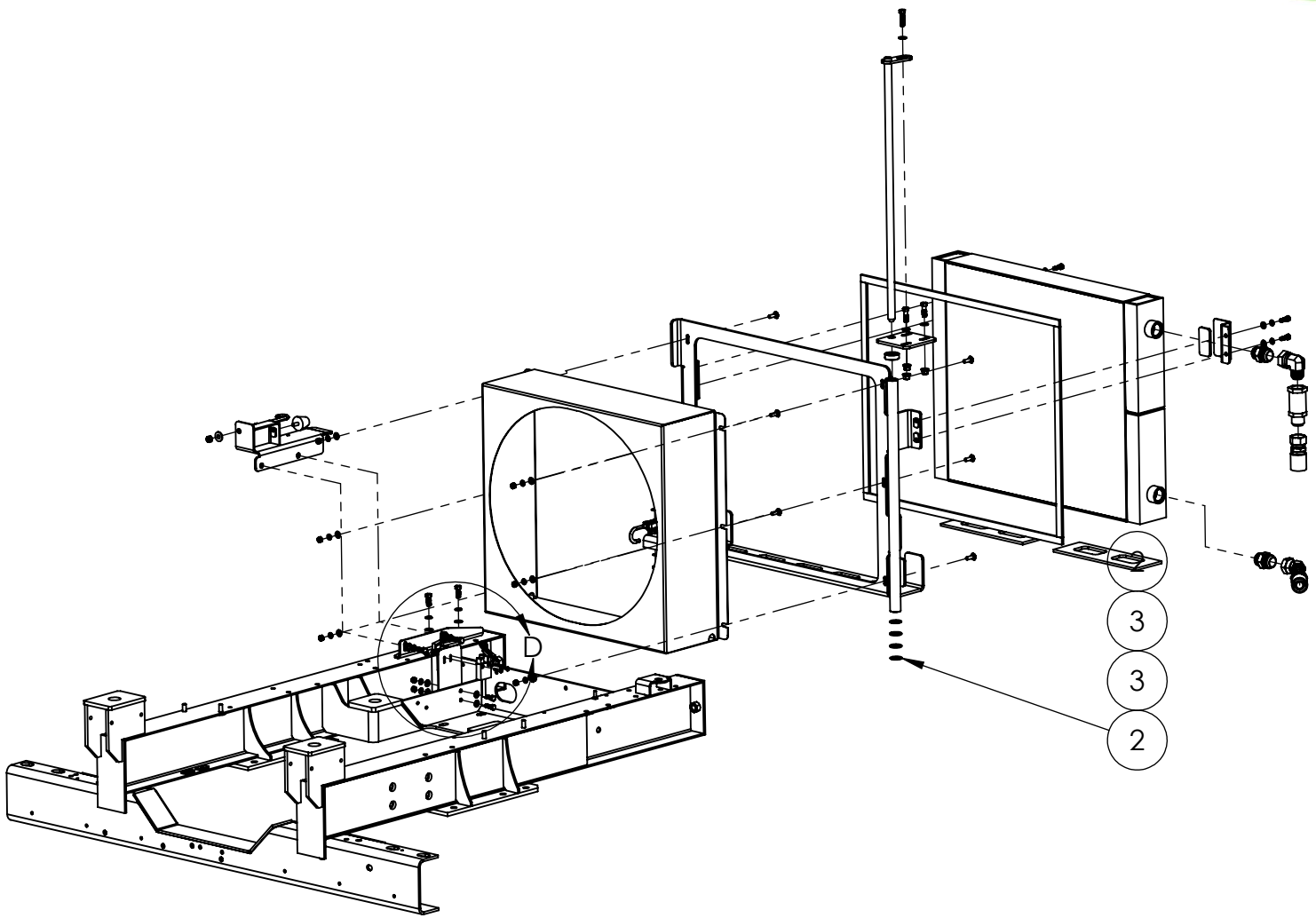


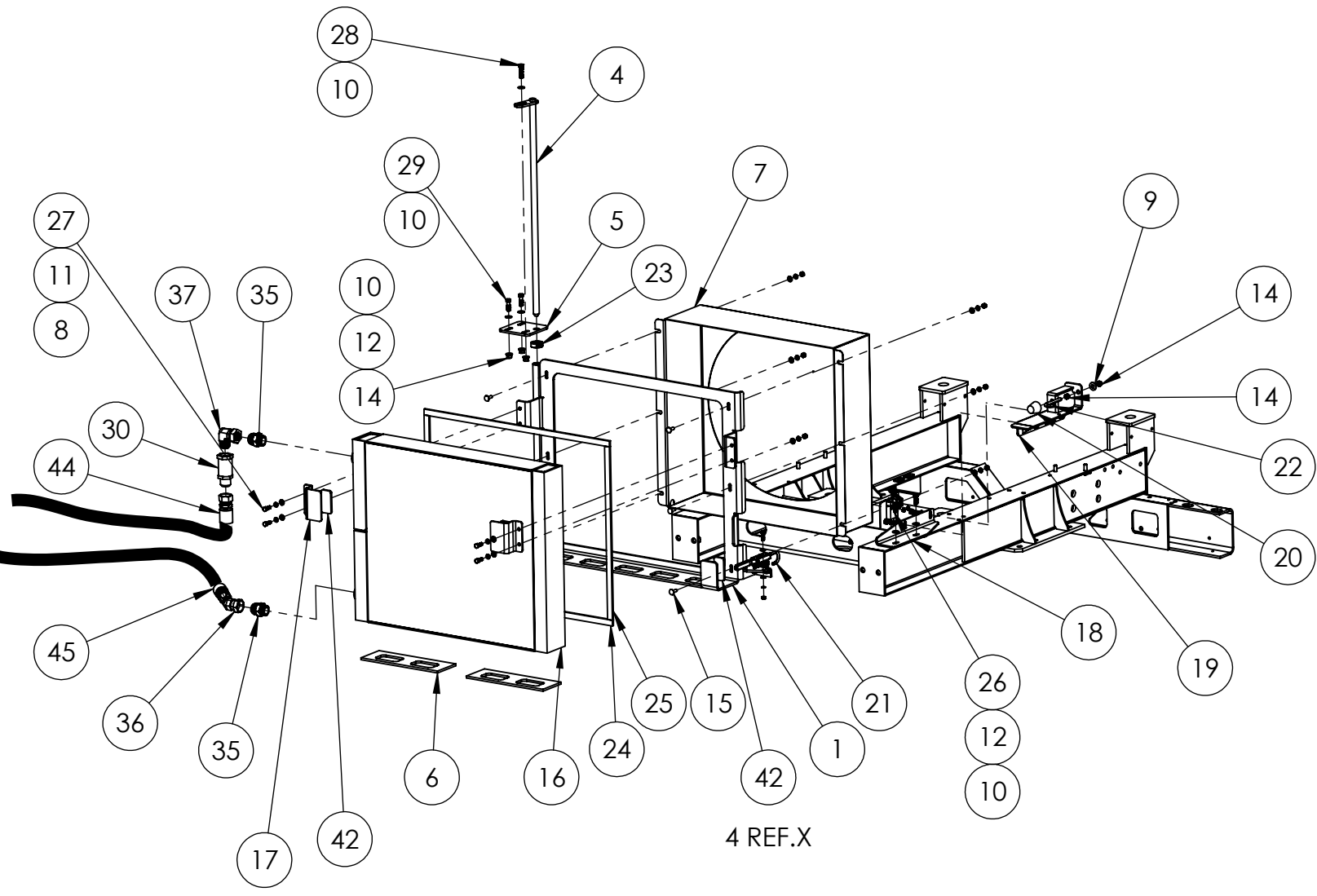
ITEM	PART	DESCRIPTION	QTY
<b>REF</b>	<b>247522</b>	<b>DEF SYSTEM INSTALLATION</b>	<b>REV A</b>
2	25233	CLAMP,HOSE Ø1-3/4",P-CLAMP TYPE (CL-29)	4
5	030373	WASHER,SPRING LOCK,Ø 5/16"	2
7	030643	WASHER,SPRING LOCK,Ø 1/4"	20
8	030703	NUT, HEX, 1/4-20-UNC	8
9	031433	BOLT,HEX,HEAD,5/16-18-UNC x 1"LG	2
11	033125	BOLT,HEX,HEAD,Ø 1/4-20-UNC x 1"LG,GR.8,GOLD ZINC	6
13	034048	FITTING,HYD,TEE,FNPT-08,GALV.	2
15	033985	PIPE BSHG, MP-FP-8-6	2
17	247334	RESERVOIR, DEF, 5 GALLONS	1
18	247462	VALVE, COOLANT, CONTROL	1
19	247525	SUPPLY MODULE	1 REF.
20	247528	HOSE, DEF, THROTTLE	1
21	247529	HOSE, DEF, SUCTION	1
23	247876	CAP, DEF, WITH LANYARD	1
24	247550	FILLENECK, 2 IN.	1
25	309468	HOSE FITTING,5/8 HOSE X 1/2 MP	2
26	311713	3/8" BEEDED END X 3/8" M-NPT (BRASS)	2
27	323036	CLAMP, CONST TORQ, Ø0.56-1.06"	4
28	325133	CLAMP, CONST TORQ .81 @ 1.5 DIA.	10
29	352697	CLAMP, HOSE, T-BOLT,SPRING, 2.25 @ 2.56 GRIP	2
30	352825	BOLT,HEX,HEAD,Ø 1/4-20-UNC x 3-1/2"LG	3
31	354905	FIT, 45°, BEADED END BARB-10 X MNPT-08	2
32	609606	WASHER,FLAT,Ø 1/4",SAE NARROW	16
33	651351	SCREW,SOCKET HEAD CAP,#10-32 UNF X 3/4" LG.	6
34	651420	WASHER,FLAT,Ø 5\16", SAE NARROW, 11/16" O.D.	2
35	247512	SUPPORT, DEF TANK	1
36	E247553	SUPPORT, DEF FILL, WLD'T	1
37	E247588	STRAP, DEF TANK, WLD'T	2
38	E247591	BRKT, DEF, CAP, SUPPORT	1
40	E896601010	HOSE,5/8"ID X 10" SILICONE	1
41	896601012-08	HOSE,5/8" X 12-1/2" SILICONE	1
42	896601018-08	HOSE,5/8"ID X 18-1/2" SILICONE	1
43	896601084	HOSE,5/8"ID X 84" SILICONE	1
44	897346091	HOSE, 5/8"ID SILICONE 91" LG	1
47	E96011019	HOSE, 2" ID, WIRE INSERT, 19" LG.	1
48	247744	DIESEL EXHAUST FLUID 32-55 GAL	6
52	329592	CONNECTOR	2
54	331135	BRACKET, HOSE STAY	1





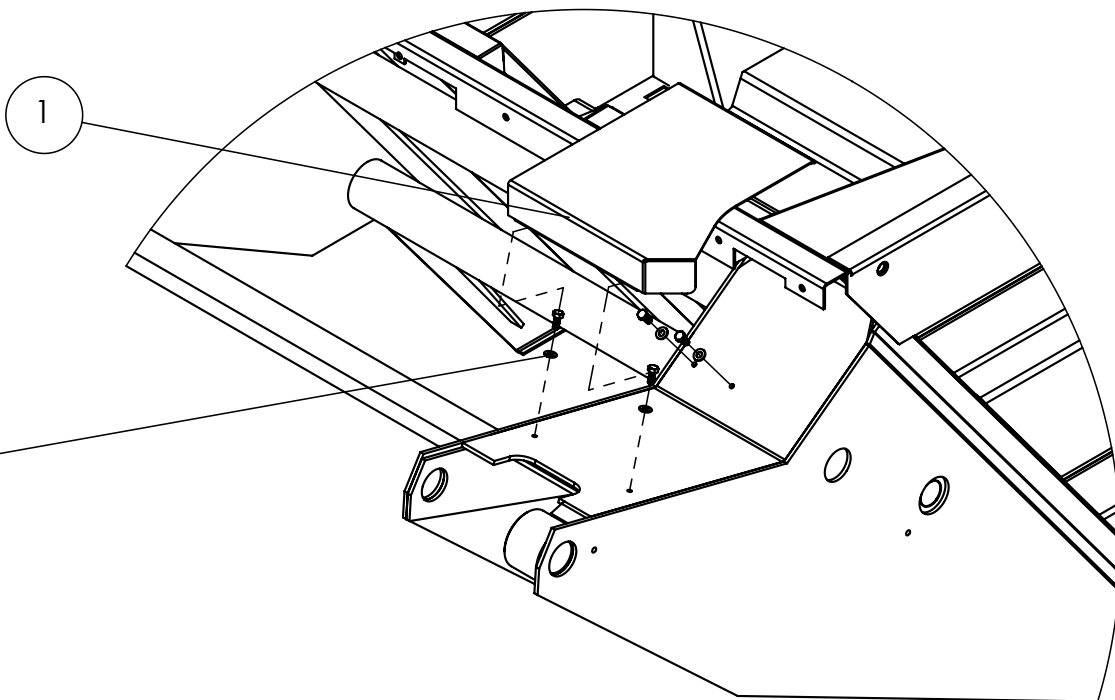
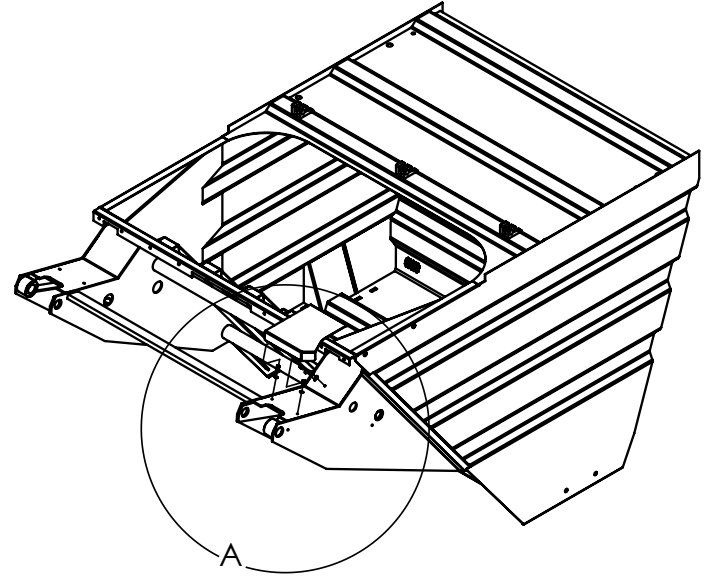
ITEM NO.	PART NUMBER	DESCRIPTION	QTY
1	A326401	FAN INSTALLATION	1
2	E325677	CORE, CHARGE AIR COOLER	1
3	E247578	CHANNEL WELDMENT CAC MTG	1
4	E247556	CAC SHROUD HOUSING WLDMT, ISB10	1
5	E247554	PIPE, CAC OUT, ISB10	1
6	E247555	PIPE, CAC INLET, ISB10	1
7	326295	GUARD, FAN, C.A.C	1
8	321804	GUARD, FAN, C.A.C	1
9	247600	DEFLECTOT PLATE, CAC	1
10	326128	HOSE, CAC, STEPPED-3.0 X 3.5	1
11	319761	COUPLING HOSE,3" ID, 1-WIRE	2
12	314684	CLAMP HOSE T-BOLT 3-3.5	7
13	325872	CLAMP HOSE T-BOLT 3.63-3.94	1
14	023559	NUT,HEX,NYLON LOCK,5/16-18-UNC	1
15	046828	NUT,HEX,NYLON LOCK,3/8-16-UNC	1
16	651420	WASHER,FLAT,Ø 5/16", SAE NARROW, 11/16" O.D.	2
17	030489	WASHER,FLAT,Ø 5/16",USS,WIDE,7/8" O.D.	20
18	030557	WASHER,FLAT,USS,Ø 3/8"	12
19	035605	WASHER,FLAT,Ø 1/4",USS,(3/4" O.D.)	8
20	038266	WASHER,FLAT,Ø 3/8",SAE NARROW	5
21	030643	WASHER,SPRING LOCK,Ø 1/4"	8
22	91387	BOLT,HEX,HEAD,3/8-16-UNC x 1 3/8"LG	1
23	031433	BOLT,HEX,HEAD,5/16-18-UNC x 1"LG	11
24	034423	BOLT,HEX,HEAD,3/8-16-UNC x 1" LG. GR8	11
25	033147	BOLT,HEX,HEAD,3/8-16-UNC x 3/4"LG	4
26	033145	BOLT,HEX,HEAD,Ø 1/4-20-UNC x 3/4"LG	4
27	030617	NUT, HEX, 5/16-18-UNC	10
28	030703	NUT, HEX, 1/4-20-UNC	4
29	032094	SCREW, PAN HD, 1/4-20 X 3/4	4
30	330673	CHANNEL, AIR DIVERTER	1
31	030373	WASHER,SPRING LOCK,Ø 5/16"	9
32	030605	WASHER,SPRING LOCK,Ø 3/8"	17
33	319761H	COUPLING HOSE,3" ID, 1-WIRE, HOT	1





ITEM NO.	PART NO.	DESCRIPTION	QTY.
1	330530	WELDMENT, OIL COOLER SUPPORT	1
2	550691	ROUND,SHIM	2
3	E312871	THRUST BUSHING DELRIN 3/4 BORE	2
4	330605	WELDMENT, OIL COOLER PIVOT ROD	1
5	E355897	PLATE, RADIATOR ADJUSTER	1
6	330529-1	PAD, LARGE, OIL COOLER, RUBBER	2 REF.
7	330609	SHROUD, OIL COOLER, DIESEL	1
8	651420	WASHER,FLAT,Ø 5\16", SAE NARROW, 11/16" O.D.	14
9	030557	WASHER,FLAT,USS,Ø 3/8"	1
10	038266	WASHER,FLAT,Ø 3/8",SAE NARROW	10
11	030373	WASHER,SPRING LOCK,Ø 5/16"	12
12	030605	WASHER,SPRING LOCK,Ø 3/8"	7
13	030617	NUT, HEX, 5/16-18-UNC	8
14	030599	NUT, HEX, 3/8-16-UNC	5
15	900020	BOLT,CARRIAGE,ROUND HEAD,5/16-18-UNC x 1 " LG.	6
16	330524	HYD. OIL COOLER 30" X 24"	1
17	330596	SUPPORT TAB, OIL COOLER	2
18	330579	SUPPORT, OIL COOLER LATCH	1
19	330580	WELDMENT, OIL COOLER LATCH STOP	1
20	350767	BUMPER -DOOR	1
21	351089	CLAMP REWORK	1
22	351091	HOOK-RAD CLAMP	1
23	350761	COLLAR, SHAFT, ONE PIECE, 3/4"Ø BORE	1
24	896682029	SEAL, 1/4" X 3/4", NEOPRENE, SELF-ADHESIVE	2
25	896682023	SEAL, 1/4" X 3/4", NEOPRENE, SELF-ADHESIVE	2
26	034423	BOLT,HEX,HEAD,3\8-16-UNC x 1" LG. GR8	4
27	031433	BOLT,HEX,HEAD,5/16-18-UNC x 1"LG	6
28	034422	BOLT,HEX,HEAD,3/8-16-UNC x 1 1/2"LG	1
29	033139	BOLT,HEX,HEAD,3/8-16-UNC x 1 1/4"LG	2
30	330733	FITTING, FJ-MJ-16 STRAIGHT SWIVEL	1
31	E355307	PLATE, ROCKER SWITCH MOUNT	1 REF.
32	316139	SWITCH-SIDE ROTARY	2 REF.

ITEM NO.	PART NO.	DESCRIPTION	QTY.
33	900081	SCREW,PAN HEAD,CROSS DRIVE,#10-32-UNF X 1" LG.	2 REF.
34	036860	NUT, KEPS #10-24 (ZP)	2 REF.
35	301053	FITTING,HYD,STR,MORB-16 x MJIC-16	2 REF.
36	304561	FITTING,HYD,45°,FJIC-16 x MJIC-16	1 REF.
37	301049	HYD. FIT. 90° (MALE JIC-16/FEM JIC-16)	1
38	609606	WASHER,FLAT,Ø 1/4",SAE NARROW	8
39	030643	WASHER,SPRING LOCK,Ø 1/4"	4
40	030703	NUT, HEX, 1/4-20-UNC	4
41	033125	BOLT,HEX,HEAD,Ø 1/4-20-UNC x 1"LG,GR.8,GOLD ZINC	4
42	330529-2	PAD, SMALL, OIL COOLER, RUBBER	4 REF.
43	330529	PAD, OIL COOLER, RUBBER, SET	2
44	330803	HOSE ASS'Y, 87 1/2" CUT	1 REF.
45	330802	HOSE ASS'Y, 124 5/8" CUT	1 REF.



BOM ID	PART NUMBER	DESCRIPTION	QTY.
1	330023	PRECLEANER SCOOP	1
2	330027	HOPPER PIVOT REWORK	1
3	651420	WASHER,FLAT,Ø 5\16", SAE NARROW, 11/16" O.D.	4
4	030483	BOLT,HEX,HEAD,5/16-18-UNC x 3/4"LG	4



This page intentionally left blank



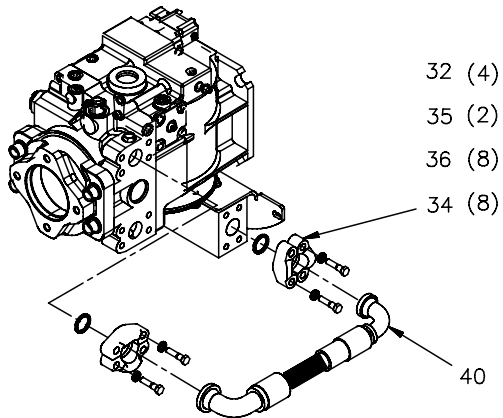


CHAPTER **7**

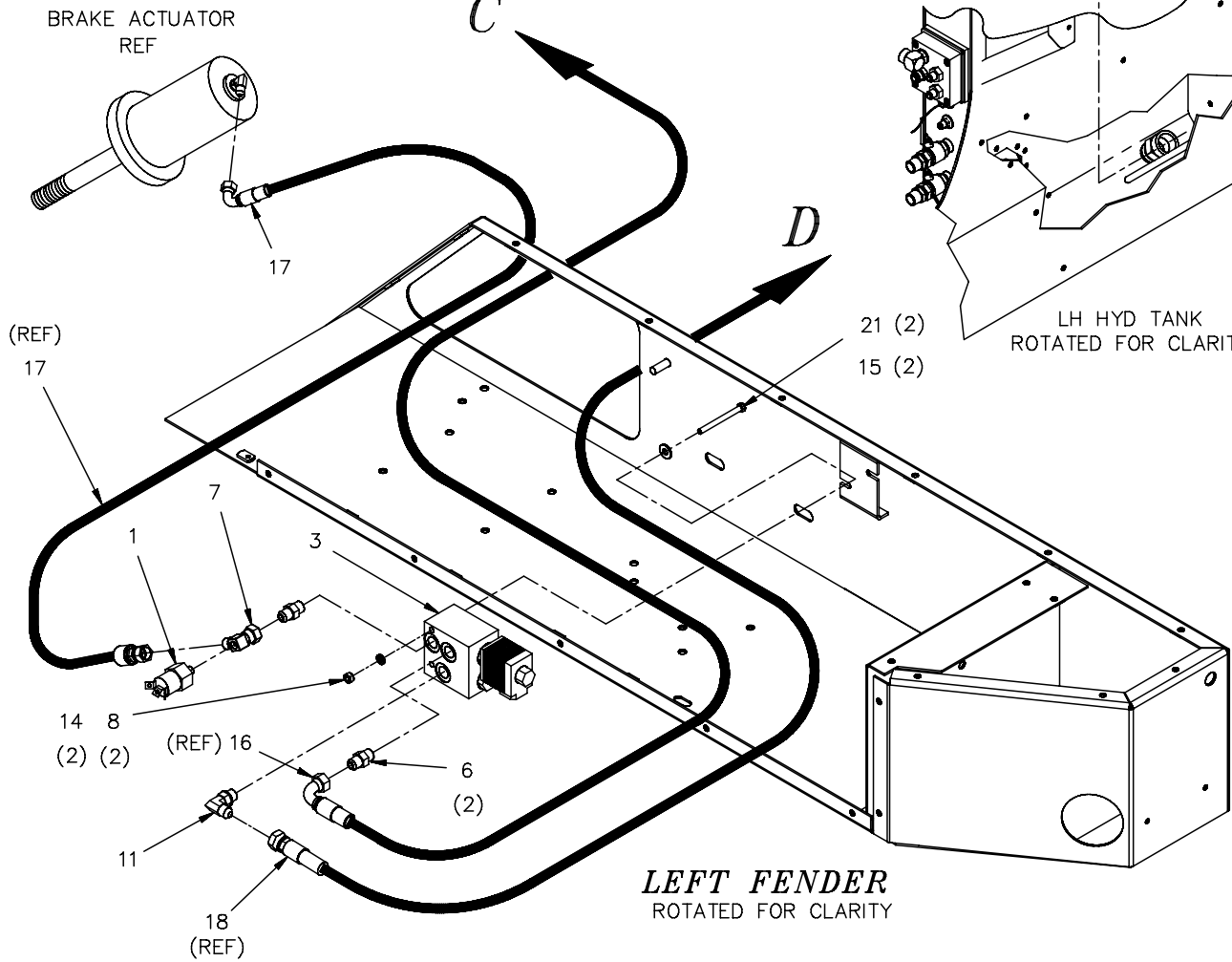
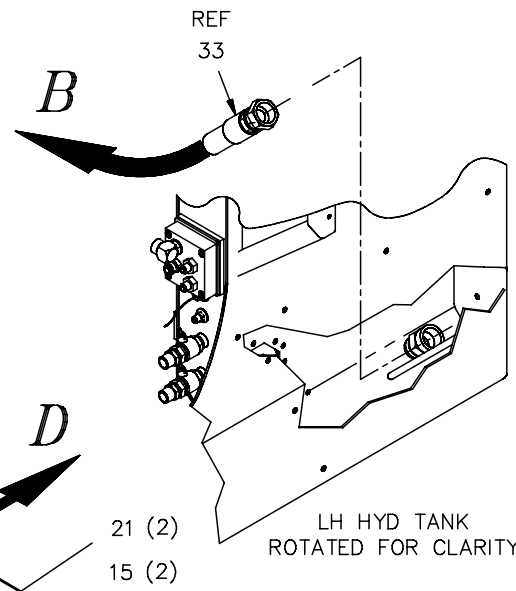
**Hydraulics**

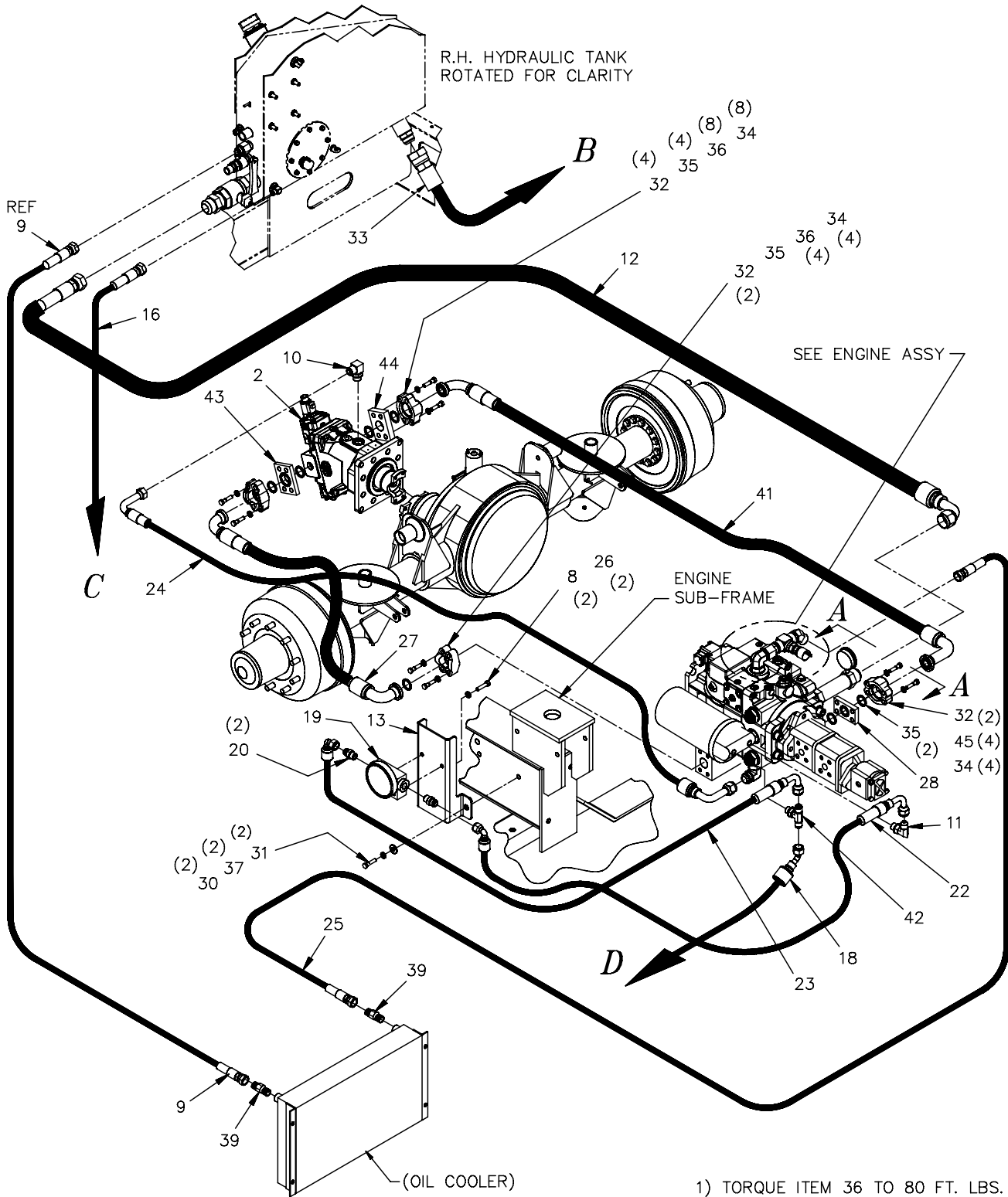
<b>Table of Contents Subject</b>	<b>Page</b>
<b>Body</b>	
Hydraulic Traction Installation	7-3
Auxiliary Hydraulic Installation	7-7
Hydraulic Tank Components	7-16
Gear Pump	7-18
EXT O-REACH OPT	7-23
ELEV./ PICKUP BROOM	7-25
HOPPER, UP/ DOWN	7-27
GUTTERBROOM DRIVE	7-29
PARKING BRAKE	7-31
BROOM LIFT	7-33
P.U.B DRIVE	7-35
Pickup Broom Lift Cylinder	7-37
Gutter Broom Lift Cylinder	7-38
Gutter Broom Accumulator Hydraulic	7-39
Cylinder 4X44 (High Dump) Low	7-40
Hydraulic Oil Level Shutdown	7-41

This page intentionally left blank



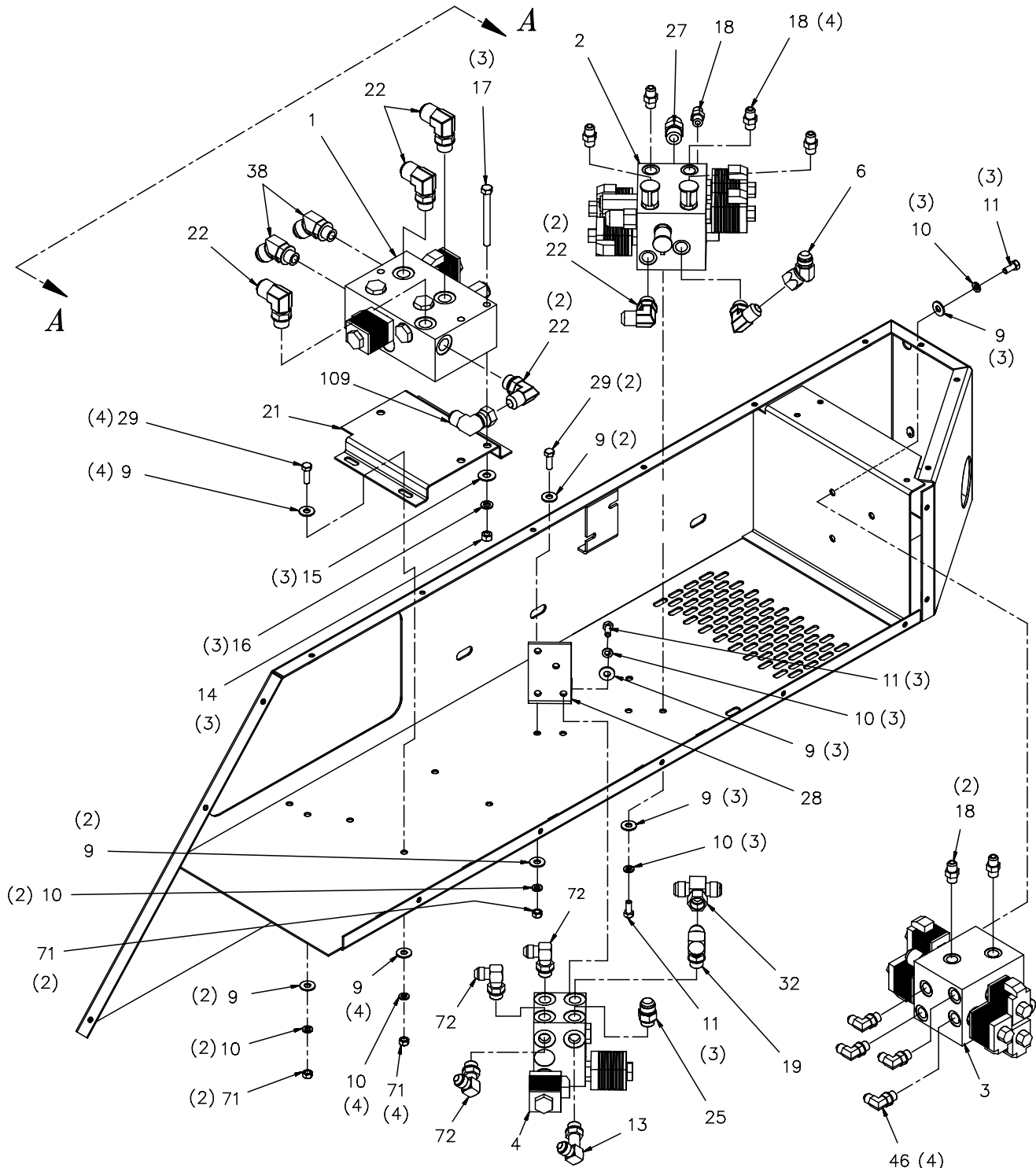
**VIEW A-A**





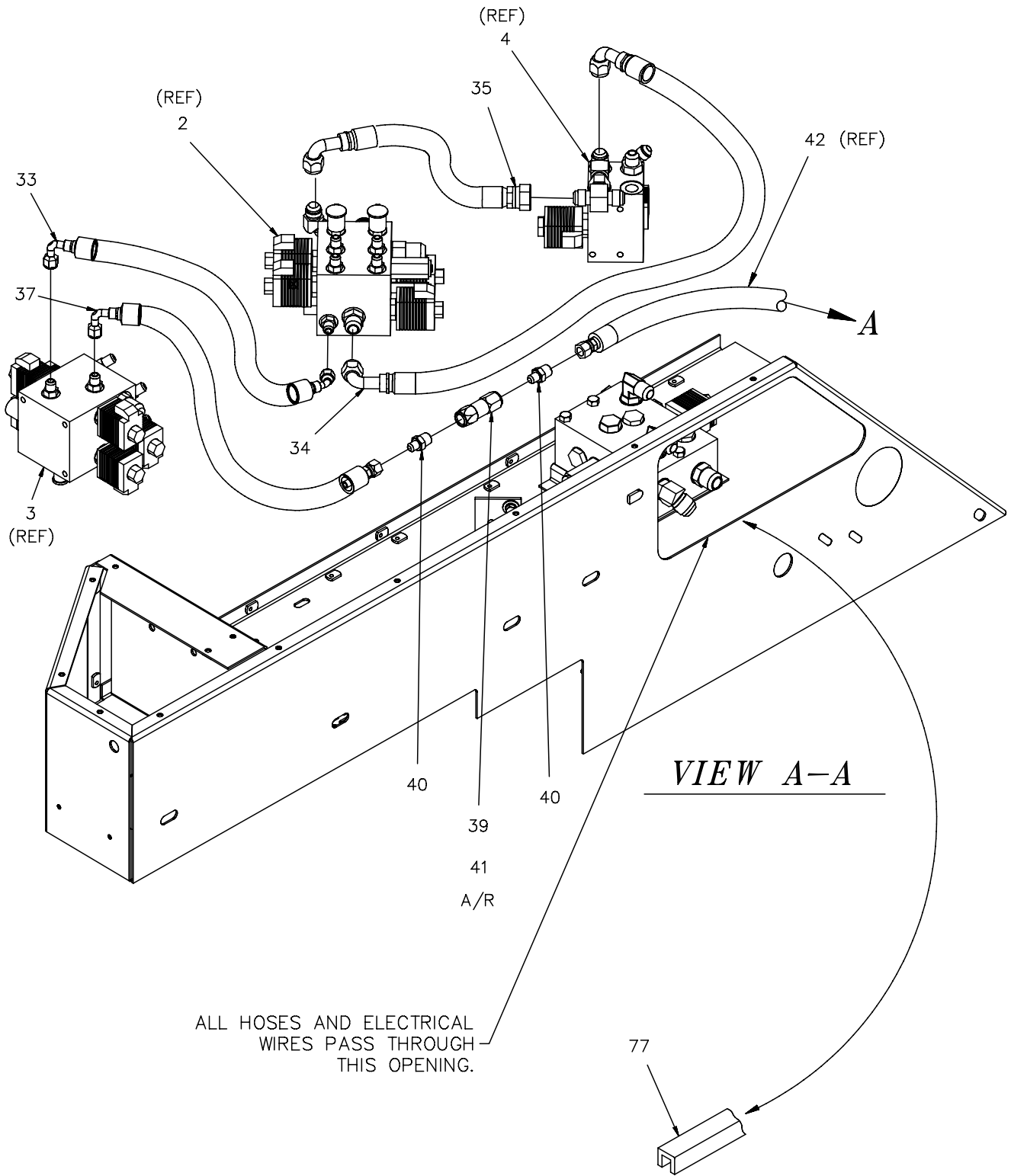
<u>Item Pt No.</u>	<u>Description</u>	<u>Qty</u>	<u>Item Pt No.</u>	<u>Description</u>	<u>Qty</u>
-	<b>325928 Hydraulic Traction Instal.</b>	<b>*F REF</b>			
1	353728 Switch-Pressure, Parking Brake	1			
2	327087 Motor,Var-Bent Axle W/Speed Rg	1			
3	319874 Manifold- Parking Brake	1			
6	204003 Conn, Mb-Mj-6	2			
7	326327 Tee, Mj-Fjx-Mj-6, Modified	1			
8	030643 Washer, Lock 1/4" (Gr.8Yz)	4			
9	325685 Hose Assy 1.0" Id X 186 Cut	1			
10	054072 See 82061	1			
11	054289 Elbow, Mb-Mj90-6	2			
12	326891 Hose Assy,Parker,1-1/2"ldx74Lg	1			
13	326133 Angle Differential Meter	1			
14	030703 Nut, Hex 1/4"-20 (Gr.8Yz)	2			
16	322385 Hose,H-06,100R1,Fjic-06XFjic90°(S)0	1			
17	322512 Hose,H-06,100R2,Fjic-06XFjic90°-06	1			
18	322657 Hose Assy 3/8 Id X 100 Cut	1			
19	326004 Gauge,High Press Diff, 0-80 Psi	1			
20	031671 Adapter, Mj-Mp-4	2			
21	022921 Bolt, Hex Hd 1/4-20X2-3/4 (Gr.8Yz)	2			
22	326052 Hose Assy 1/4" Id X 20.5 Cut	1			
23	326053 Hose Assy 1/4" Id X 31.5 Cut	1			
24	325927 Hose Assy 1.0" Id X 54 Cut	1			
25	326405 Hose Assy 1.0" Id X 178" Cut	1			
26	026205 Bolt, Hex Hd 1/4"-20X5/8" (Gr.8Yz)	2			
27	325929 Hose,1-1/4ld,54.0"Cut(61.75Lg)	1			
28	326931 Hydraulic Block, Traction Pump	1			
30	031433 Bolt, Hex Hd 5/16"-18X1" (Gr.8Yz)	2			
31	030373 Washer, Lock 5/16" (Gr.8Yz)	2			
32	308534 Half - Split Flange	12			
33	320975 Hose,Hyd-24,100R4,Fjic-24 X 2	1			
34	030592 Washer, Lock 1/2" (Gr.8Yz)	24			
35	307017 Seal Assy-Static Face 1 1/4"	20			
36	041847 Bolt, Hex Hd 1/2-13X1-3/4 (Gr.8Yz)	12			
37	030489 Washer, Flat 5/16", Uss (Gr.8Yz)	2			
39	301053 Conn, Mb-Mj-16	2			
40	355401 Hose Assy, 1-1/4 I.D. X 14.25 Lg.	1			
41	326941 Hose,1-1/4ld,63.25"Cut(71.0Lg)	1			
42	204282 Fitting,Hyd,T,Mjic-06X2,Morb-06	1			
43	325139 Hydraulic Block	1			
44	325140 Hydraulic Block	1			
45	18004-45 Bolt, Hex Hd 1/2-13X3-1/4 (Gr.8Yz)	4			
47	311791 Bolt, Hex Hd 1/2-13X2-3/4 (Gr.8Yz)	8			
48	609606 Washer, Flat 1/4" Sae (Gr.8Yz)	2			

This page intentionally left blank

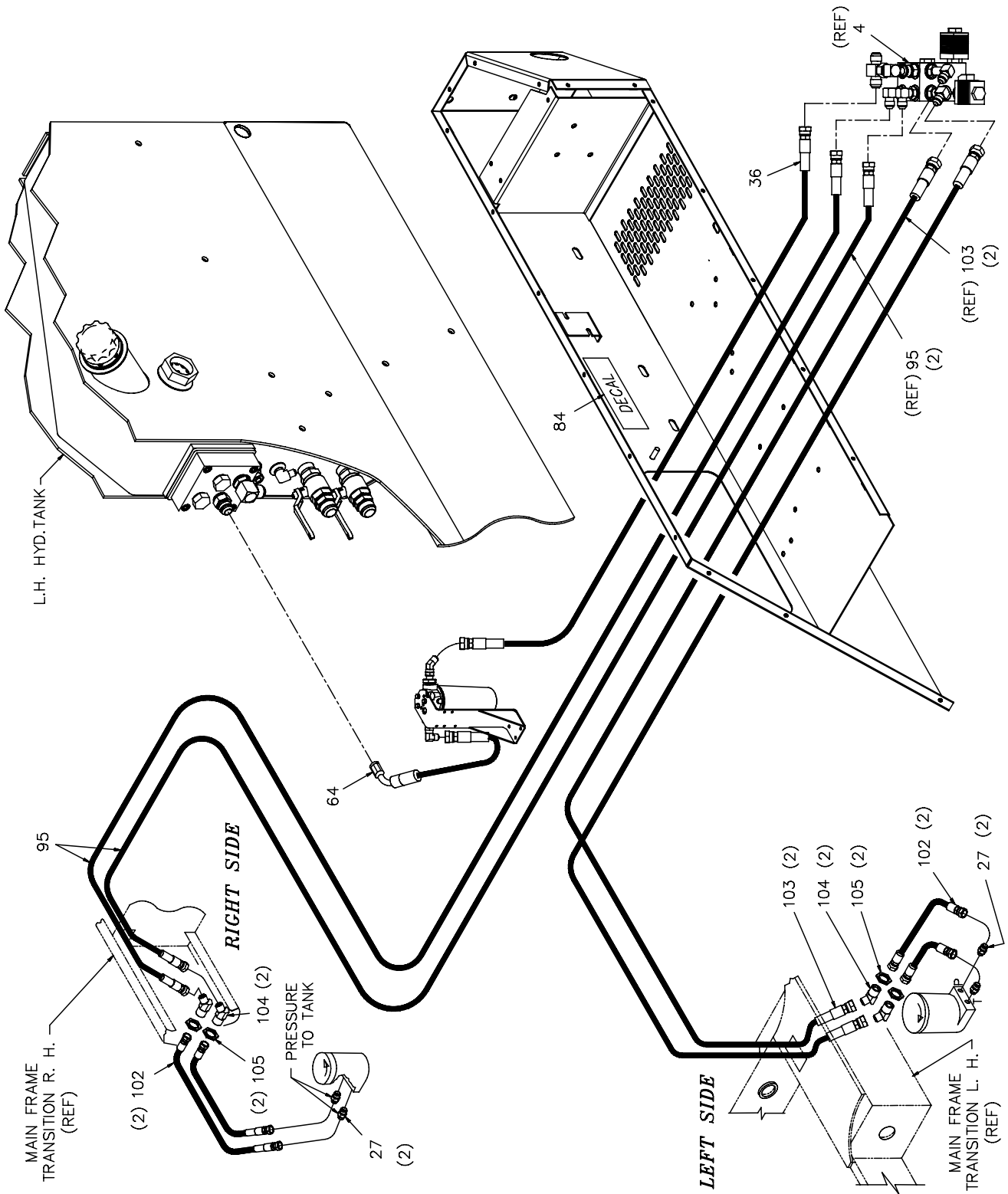


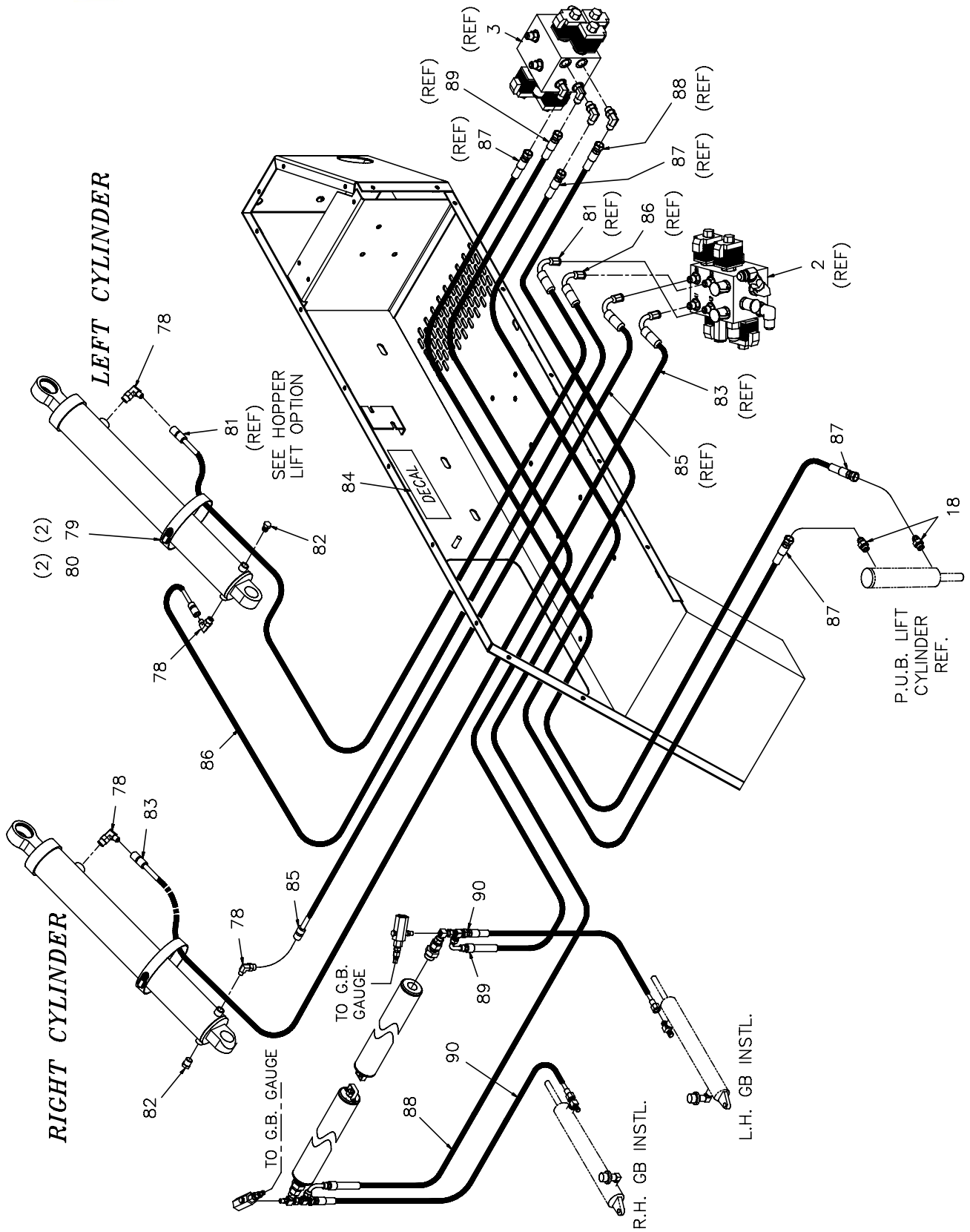
2. TIGHTEN ALL COMPONENTS IN THE ORIENTATION SHOWN.  
1. ITEMS 33,34, AND 35 CONNECT BETWEEN MANIFOLDS.  
NOTES, UNLESS OTHERWISE SPECIFIED:

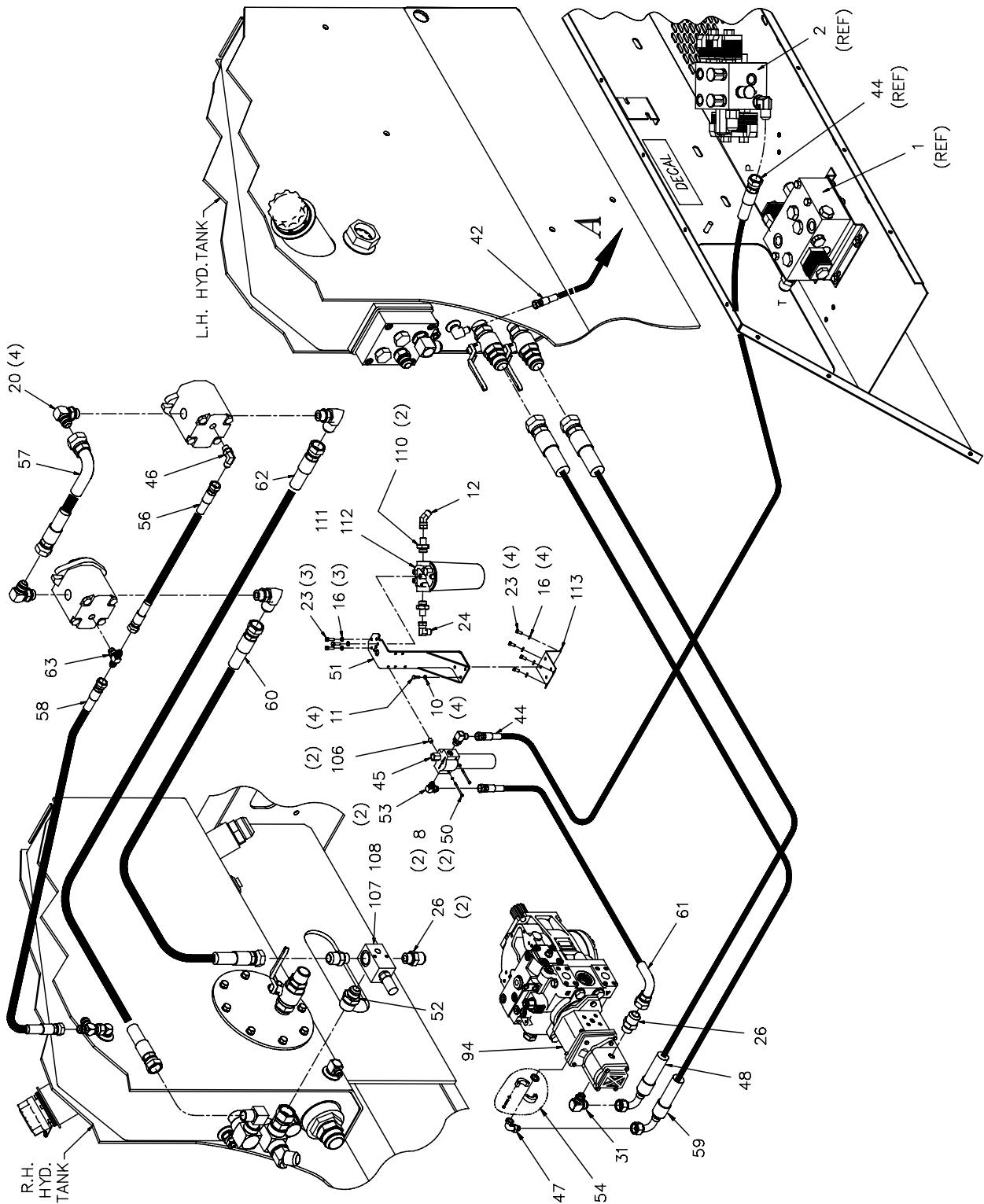
SEE DWG 325928 FOR PARK  
BRAKE MANIFOLD INSTL.  
SHOW MOUNTED IN FENDER

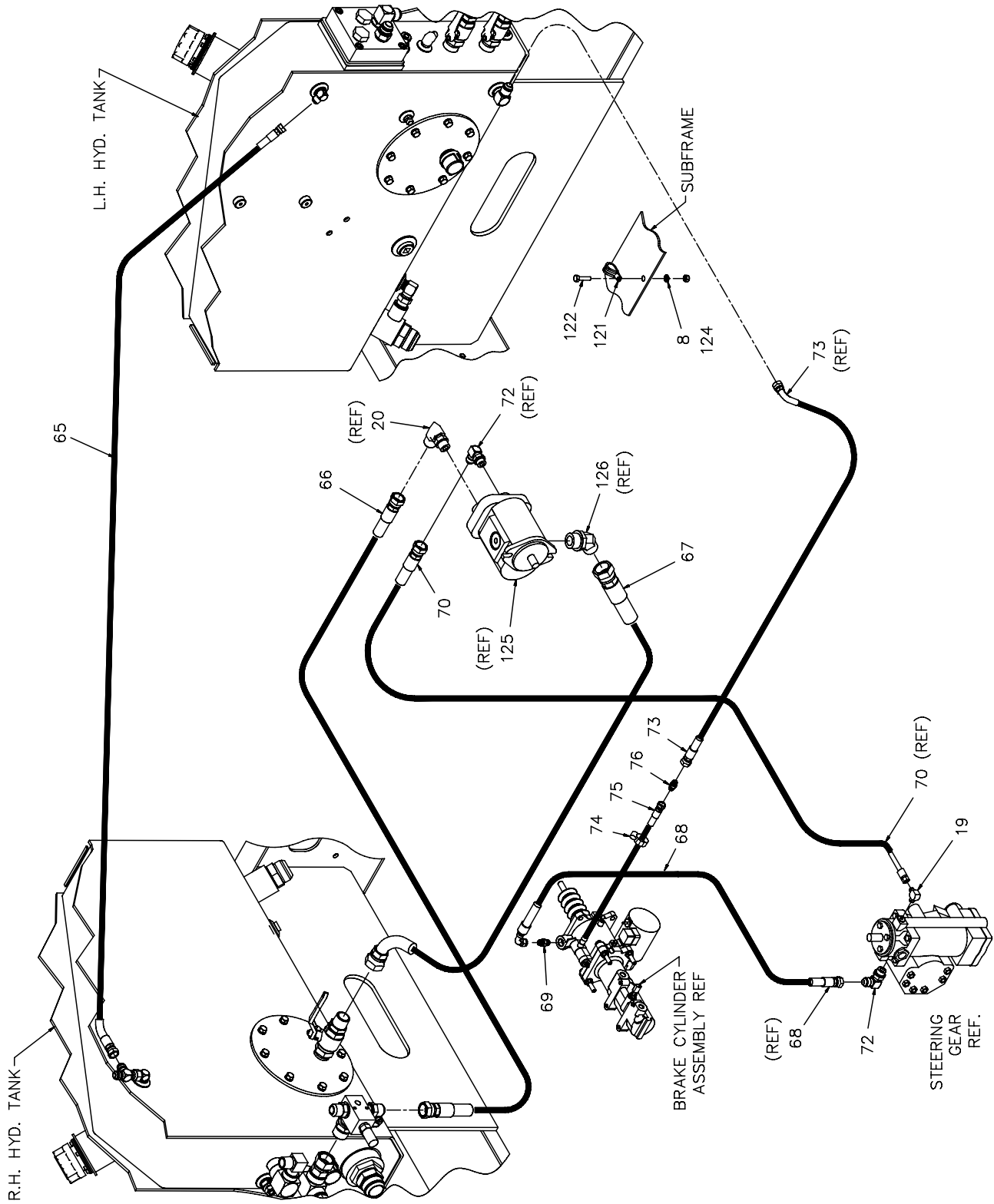


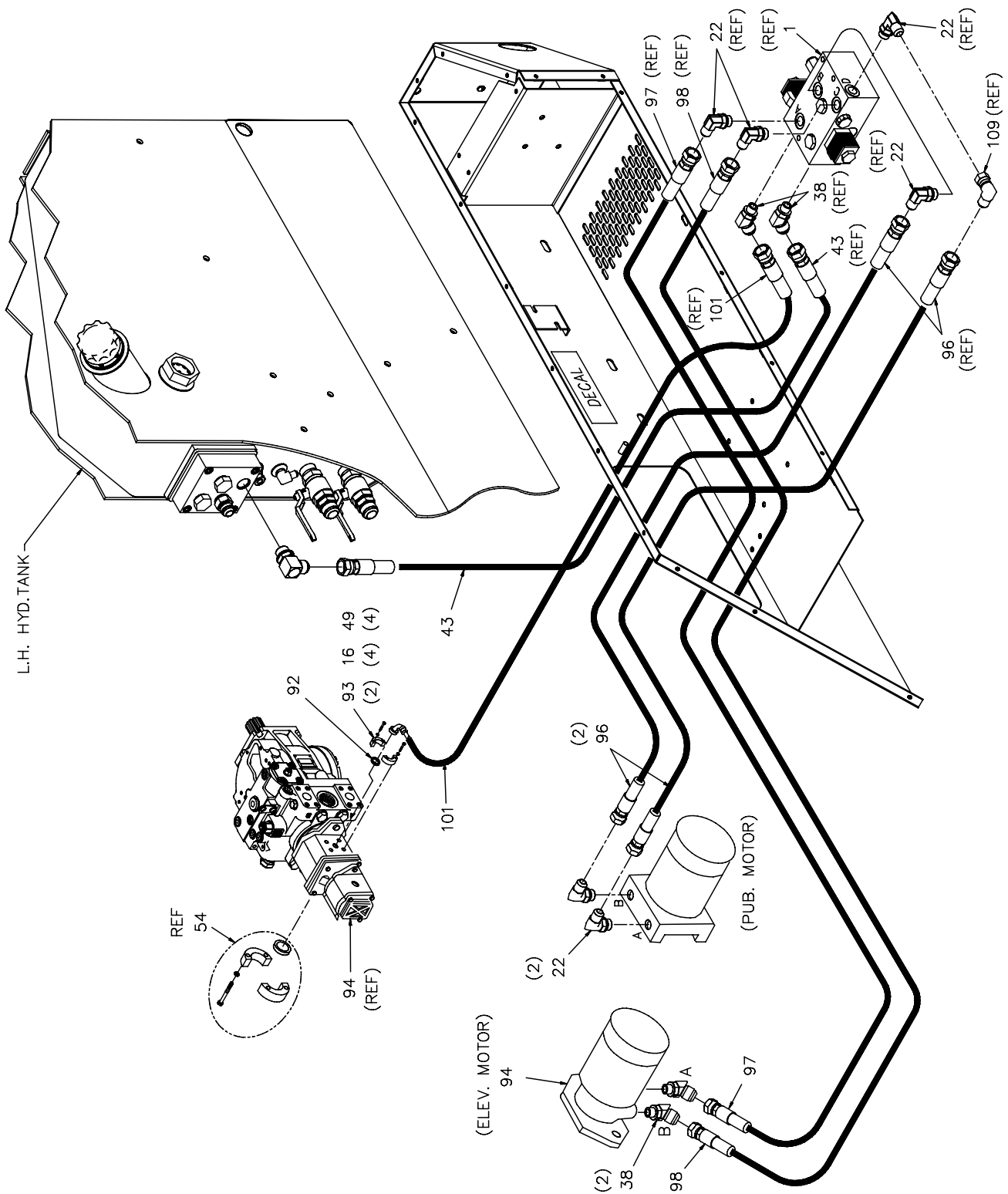








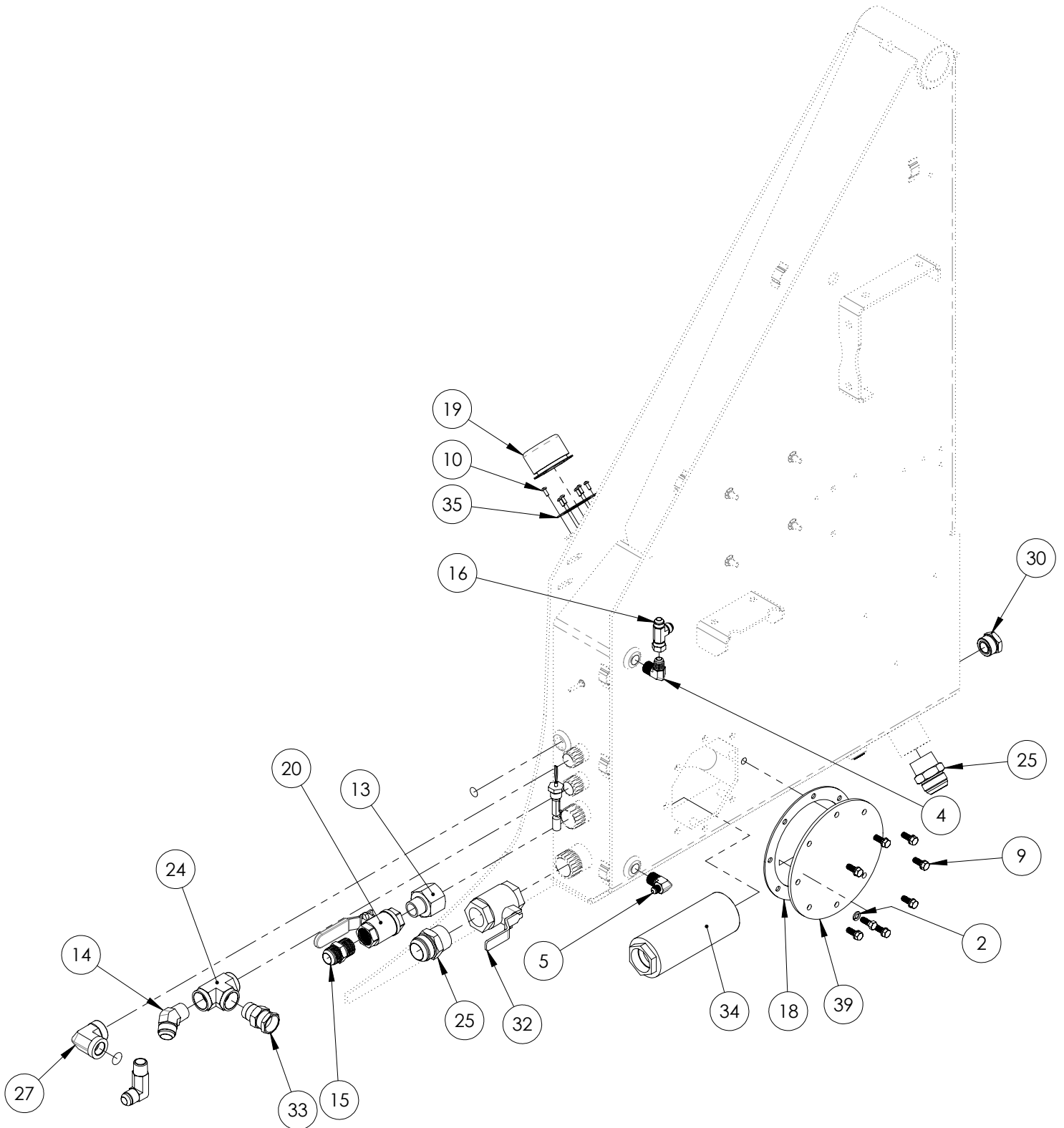




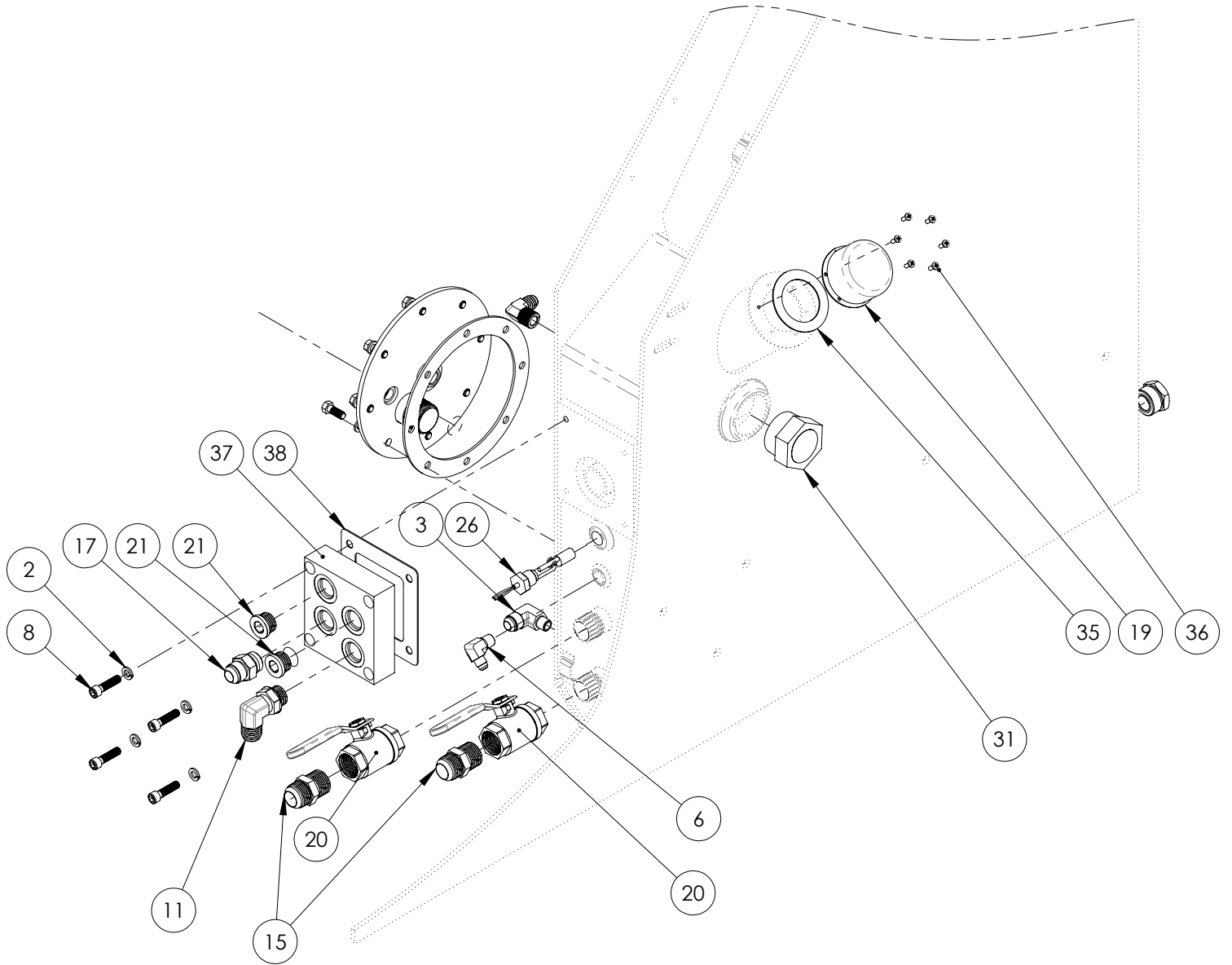


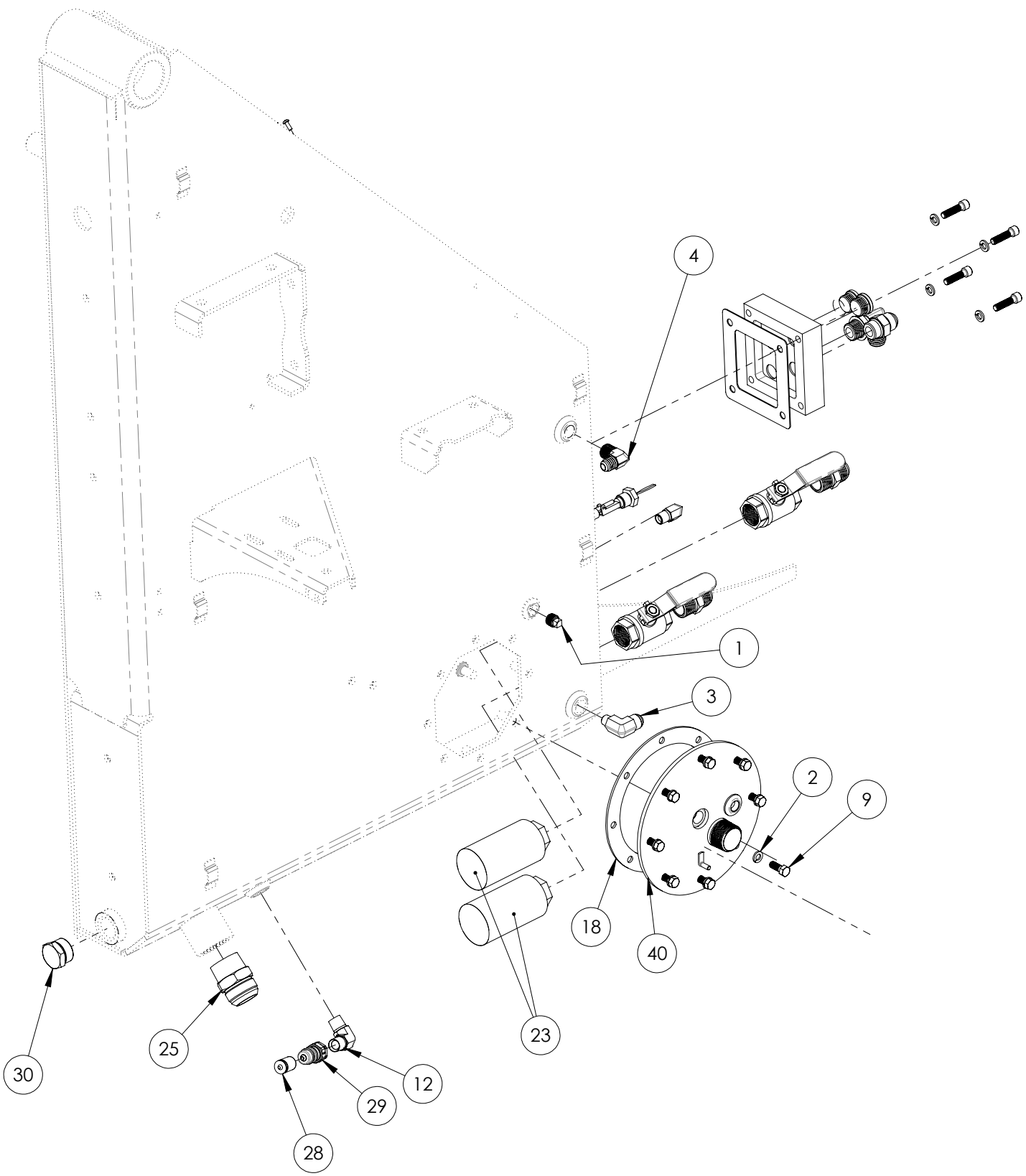
Item Pt No.	Description	Qty	Item Pt No.	Description	Qty
- 326298	Auxiliaire Hydraulic Instal. F REF		56 320956	Hose Assy- 3/8 Id X 14.38 Lg.	1
1 328023	Manifold- Elev/Pickup Broom	1	57 323127	Hose Assy, 3/4Id X 10.5"Cut	1
2 319870	Manifold- Hopper, Up/Down	1	58 326063	Hose Assy, 3/8 Id X 20 Cut	1
3 319875	Manifold- Split Bk, Brm Lift	1	59 323368	Hose Assy, 1.0 Id X 62.0 Cut	1
4 319871	Manifold- Gutter Broom Drive	1	60 326481	Hose Assy, 3/4"Id X 30"Cut	1
6 207576	Elbow, Mj-Fjx45-10	1	61 322295	Hose Assy- 3/4 Id X 30.0 Lg.	1
8 030643	Washer- Loc Split Pltd 1/4 Gr8	6	62 354626	Hose Assy, 3/4 Id X 43.5 Cut	1
9 030489	Washer Flat Uss Plated 5/16	21	63 204282	Tee,Mj-Mj-Mb-6	1
10 030373	Washer- Loc Split Plt 5/16 Gr8	19	65 326070	Hose Assy, 1/2 Id X 56.5 Cut	1
11 030483	Scr- Hxhd Pltd 5/16-18X3/4 Gr8	13	66 326482	Hose Assy, 3/4"Id X 25"Cut	1
12 323668	Elbow-Mj-Fjx45-12	4	68 318107	Hose Assy, 1/2 Id X 19 Cut	1
13 306523	Elbow- Mb-Mj90LI-8	1	69 303379	Adaptor	1
14 030599	Nut- Plated, 3/8-16 Gr8	4	70 318106	Hose Assy 1/2 Id X 240 Cut	1
15 030557	Washer Flat Uss Plated 3/8	4	71 030617	Nut- Plated 5/16-18	6
16 030605	Washer- Loc,Split,Pltd,3/8 Gr8	4	72 620513	El, Mb-Mj90-8	1
17 050353	Scr-Hx Hd,3/8-16X3-3/4 Gr8	3	73 321742	Hose Assy- 5/8 Id X 206.0 Lg.	1
18 204003	Conn, Mb-Mj-6	8	74 044958	Clamp Hose #10	1
19 251976	Elbow, Mb-Mj90-8-10	2	75 320544	Hose Assy, 1/2 Id X 12 Lg	1
20 351707	El,Mb-Mj90-10-12	5	76 035617	Union, Mj-Mj-10-10	1
21 322479	Angle, Elev. Manifold Support	1	77 893704029	Trim- Plastic	1
22 620385	El,Mb-Mj90-10	8	78 205791	Elbow Mb-Mj90-8-6	4
23 033147	Scr- Hx Hd Pltd 3/8-16 X 3/4	3	79 890115007	Loom	2
24 055839	Elbow, Mj-Fjx90-12	1	80 400755	Clamp,Adj,2-1/2-7	2
25 302683	Conn, Mb-Mj-8-10	1	81 322507	Hose Assy 3/8 Id X 94.5 Lg	-
26 056501	Conn, Mb-Mj-10-12	1	82 301207	Plug-Mb-8	-
27 204272	Conn, Mb-Mj-10	5	83 322506	Hose Assy 3/8 Id X 158.0 Lg	-
28 322480	Angle, Manifold Support	1	84 324525	Decal, Standard Sweep	1
29 031433	Scr- Hx Hd Pltd 5/16-18X1 Gr8	6	85 322376	Hose Assy 3/8 Id X 118.75 Lg	1
31 252004	El,Mb-Mj90-12-16	1	86 320957	Hose Assy- 3/8 Id X 53.75 Lg	1
32 205439	Tee, Mj-Mj-Fjx-10	1	87 322372	Hose Assy 3/8 Id X 90.38 Lg	2
33 322505	Hose Assy 3/8 Id X 15.5 Lg	1	88 322370	Hose Assy 3/8 Id X 200.75 Lg	1
34 323799	Hose Assy-5/8 Id X 14.0 Cut	1	89 322371	Hose Assy 3/8 Id X 143.0 Cut	1
35 322509	Hose Assy 5/8 Id X 4.25 Cut	1	90 322677	Hose Assy, 3/8 Id X 52.75 Lg	2
36 326303	Hose Assy 3/4 Id X 29 Cut	1	92 307015	Seal - Static Face 3/4"	1
37 322374	Hose Assy 3/8 Id X 17.75 Lg	1	93 300324	Half-Split Flange 3/4 (Code61)	2
39 322791	Valve Check	1	94 315682	Gear Pump-Tandem	1
40 101845	Adapter, Mp-Mj-6	2	95 324462	Hose Assy 5/8 Id X 170.0 Cut	2
41 896365	Sealant-Pipe Thd 1.00000	1	96 323970	Hose Assy-5/8 Id X 87.0 Cut	2
42 322375	Hose Assy 3/8 Id X 21.88 Lg	1	97 322518	Hose Assy-5/8 Id X 111 Cut	1
43 323746	Hose Assy 3/4 Id X 27.0 Cut	1	98 322519	Hose Assy-5/8 Id X 106.5 Cut	1
44 315128	Hose Assy-5/8 Id X 64 Lg	1	101 322516	Hose Assy, 3/4"Id X 54.5"Cut	1
45 308591	Filter - High Pressure	1	102 322660	Hose Assy, 5/8 Id X 32.62 Lg	4
46 054289	Elbow, Mb-Mj90-6	1	103 324461	Hose Assy 5/8 Id X 113.0 Cut	2
47 310067	Elbow, FI-Mj90-16	1	104 057648	El-Blkhd,Mj-Mjh45-10	4
48 326892	Hose Assy, 1.0"Id X 60.5"Cut	1	105 035045	Nut-Jam, Plated, 7/8-14	4
49 033139	Scr- Hxhd Plt 3/8-16X1-1/4 Gr8	4	106 308598	Spacer	2
50 352825	Scr-Hx Hd Cap,1/4-20X3-1/2	2	107 314360	Assy-Relief Valve	1
51 323937	Water Separator Brkt, Wldmt	1	108 314261	Plug, Hyd,1/4 Npt	2
52 320465	Conn Mb-Mj-10-16	1	109 251975	Elbow Mj-Fjx90-10	6
53 054471	Elbow, Mb-Mj90-12	1	110 323762	Connector, Mb-Mj-20-12	2
54 320902	O-Ring Flange Set- 16 Cfhs	1	111 323759	Filter Head	1
			112 323760	Filter Elmt Spin-On, Water Sep	1

<b>Item Pt No.</b>	<b>Description</b>	<b>Qty</b>	<b>Item Pt No.</b>	<b>Description</b>	<b>Qty</b>
113	323969	Adapter Brkt Wldmt			1
114	033151	Scr- Hx Hd 1/2-13 X 1-1/2 Gr8			2
115	030592	Washer- Loc, Spltd Pltd 1/2 Gr8			2
116	602710	Grommet An931-B16-22			1
117	355336	Adapter, Mp-Mb-20-20			1
118	355337	Check Valve 1-1/4 Npt			1
121	900093	Clamp Loop Dg 12			1
122	033125	Scr- Hx Hd Pltd 1/4-20 X 1 Gr8			1
124	030703	Nut Hex 1/4-20 Unc			1
125	325946	Drive Gear,Power Steering Pump			-
126	054292	Elbow, Mb-Mj45-16			-
128	204257	Elbow-Mb-Mj45-10			2
129	323860	Hose,Hyd-12,100R1,Fjic-12 X Fjic45°-12			1
130	326543	Hose Assy, 1.0"ld X 23" Cut			1

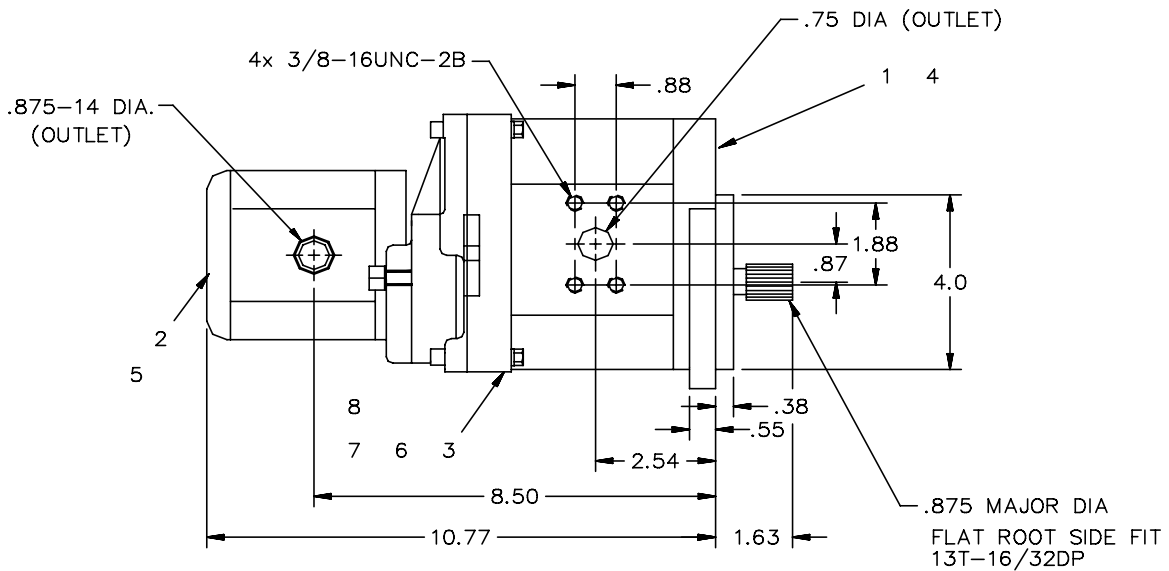
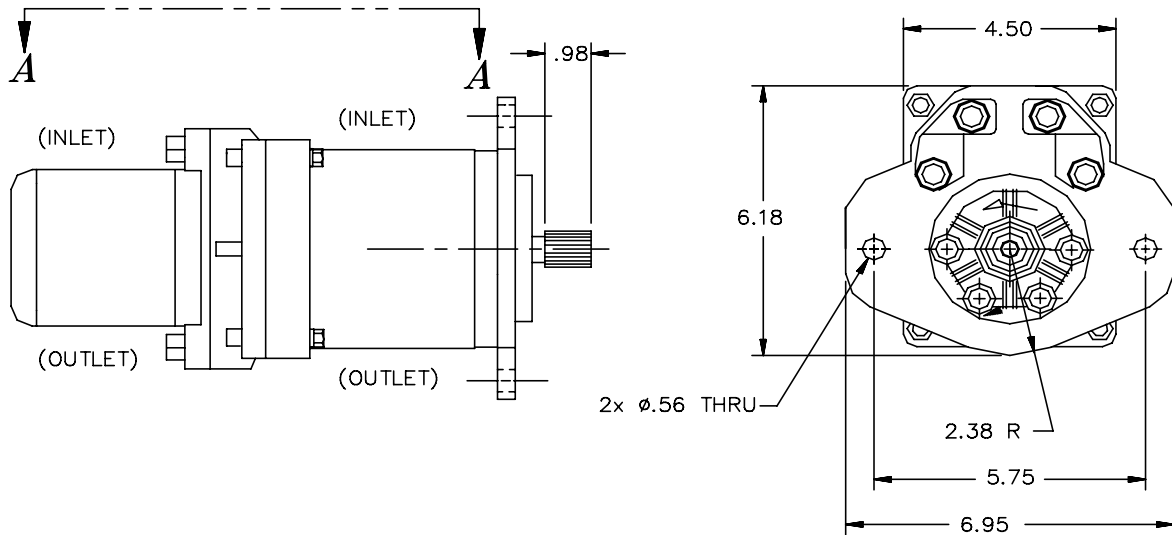






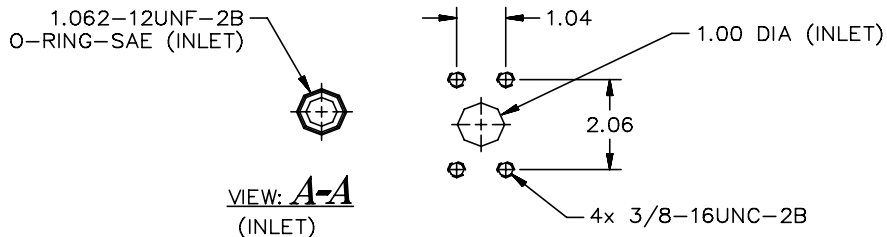


ITEM	PART	DESCRIPTION	QTY
1	030251	FITTING,PLUG,SQUARE HEAD,MNPT-06 (3/8"),GALV.	1
2	030605	WASHER,SPRING LOCK,Ø 3/8"	20
3	033902	FITTING,HYD,90°,MJIC-10 X MNPT-08	1
4	033905	FITTING,HYD,90°,MNPT-08 X MJIC-08	2
5	033907	FITTING,HYD,90°,MJIC-06 X MNPT-08	1
6	033911	FITTING,HYD,STR,MNPT-06 X MJIC-06	1
7	033991	FITTING HYD, PLUG, MNPT-08	1
8	034409	SCREW,SOCKET HEAD CAP,3/8-16 UNC X 1-1/2" LG.	4
9	034423	BOLT,HEX,HEAD,3/8-16-UNC x 1" LG. GR8	16
10	036646	SCREW,PAN HEAD,CROSS DRIVE,#10-32-UNF X 1/2" LG.	12 REF
11	054471	FITTING,HYD,90°,MORB-12 X MJIC-12	1
12	057081	FITTING,HYD,90°,MNPT-18(1/2")x2	1
13	82640	FITTING,HYD,STR,MNPT-16 X FNPT-20	1
14	109455	FITTING,HYD,45°,MJIC-16 X MNPT-16	1
15	115072	FITTING,HYD,STR,MJIC-16 X MNPT-16	3
16	204295	FITTING,HYD,TEE,MJIC-08 X FJIC-08 X MJIC-08	1
17	206382	FITTING,HYD,STR,MORB-12 X MJIC-12	1
18	300664	Ring, Gasket, Hyd. Tank Cover	2
19	301310	FILLER BREATHER	2
20	308883	VALVE,BALL,FNPT-16(1")	3
21	311315	FITTING,HYD,PLUG.MORB-12	2
22	311724	ELBOW, MJ-MP90-12-12L	1
23	318356	STRAINER,INTERNALY MOUNTED,1" FNPT	2
24	320592	FITTING,HYD,TEE,FNPT-16(1") X 3	1
25	320969	FITTING,HYD,STR,MNPT-24(2") X MJIC-24,STEEL	4
26	322069	FLOAT SENSOR ASSEMBLY	2
27	322710	FITTING,HYD,90°,FNPT-16(1") X FNPT-12(3/4")	1
28	324080	DUST CAP,1/2" BODY,RIGID NIPPLE,ALUMINIUM,SERIES SM	1
29	324422	QUICK CONNECT,SM, TYPE ,FNPT-08 X BODY-08	1
30	325034	FITTING,HYD,HEX PLUG,MORB-16	2
31	325424	OIL GAUGE 2", LEVEL RING	2
32	325603	VALVE, BALL, FNPT-24(1 1/2"),BRASS	1
33	326030	FITTING,HYD,STR,MNPT-16(1") X FJIC-16	1
34	326835	STRAINER,INTERNALY MOUNTED,1 1/2" FNPT,200 MESH	1
35	380017	GASKET,HYD TANK FILL	2 REF
36	E244000	TOWER, FRAME, WELDMENT	1 REF
37	E320316	RETURN MANIFOLD	1
38	E320319	GASKET- RETURN MANIFOLD	1
39	E326993	Cover Plate, Hyd Tank Tower	1
40	330944	COVER WELDMENT, HYD TANK, (LH) SIDE	1



PUMP DATA

MAX PRESSURE (FRONT) & (REAR) — 3600 PSI  
 MAX SPEED (FRONT) & (REAR) — 3000 RPM  
 DISPLACEMENT (FRONT) — 1.59 CUIN (26CC/PEV)  
 DISPLACEMENT (REAR) — 1.03 CUIN (17CC/REV)  
 SHAFT ROTATION (FRONT VIEW) — CW



NOTES:

1. ALL DIM'S REF.

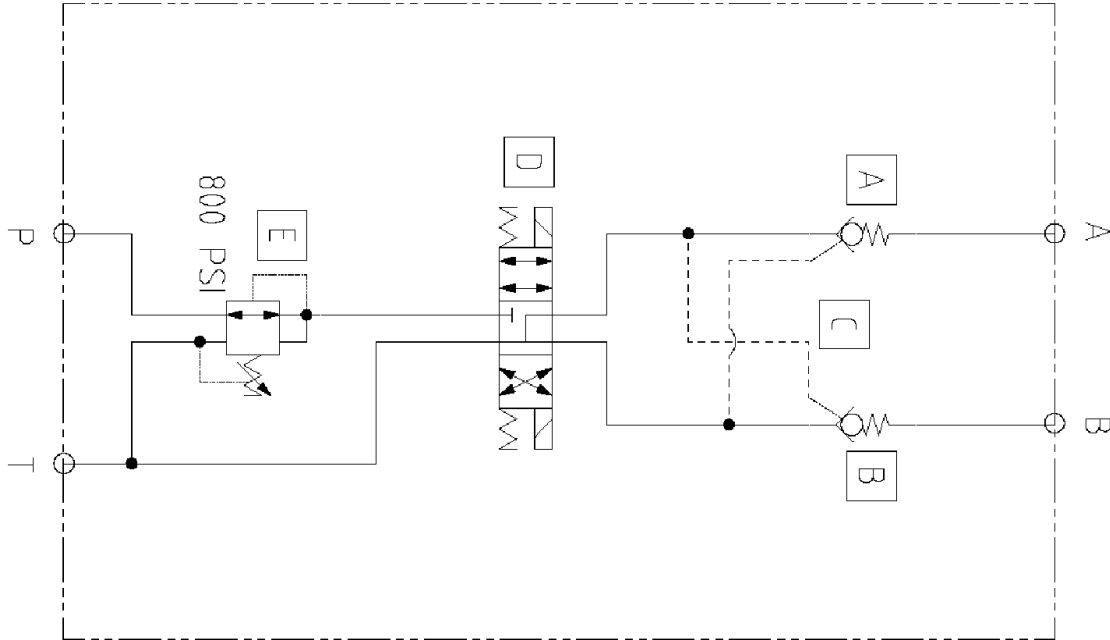


---

<u>Item</u>	<u>Pt No.</u>	<u>Description</u>	<u>Qty</u>	<u>Item</u>	<u>Pt No.</u>	<u>Description</u>	<u>Qty</u>
-	315682	<b>Gear Pump– Tandem</b>	<b>A Ref</b>				
1	380867	Gear Pump–front	0				
2	314003	Pump–gear	0				
3	312663	Intermediate Kit, Type X	0				
4	380862	Seal Kit–sundstrand Pump	0				
5	380799	Seal Kit–sundstrand Pump	0				
6	381340	O–rings, Set Of 2, Type X	0				
7	381341	O–ring, Type X	0				
8	310901	Cplg–fem. Spline	0				

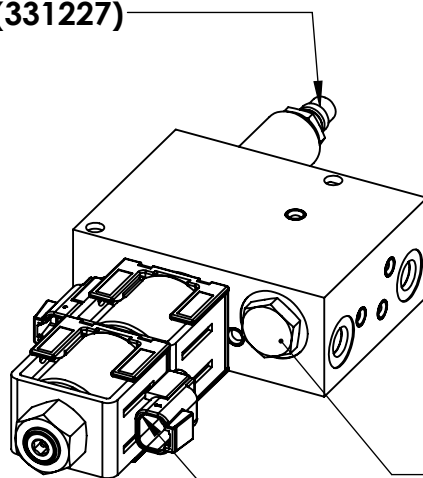
This page intentionally left blank

# BLUE MANIFOLD- EXT O-REACH OPT PART# (248020)



**NOTE:**  
PART#331223 & 331224  
ARE BUILT INSIDE AND ARE  
NOT SHOWN.

REDUCING/ RELIEVING  
CARTRIDGE (800PSI)  
PART # (331227)



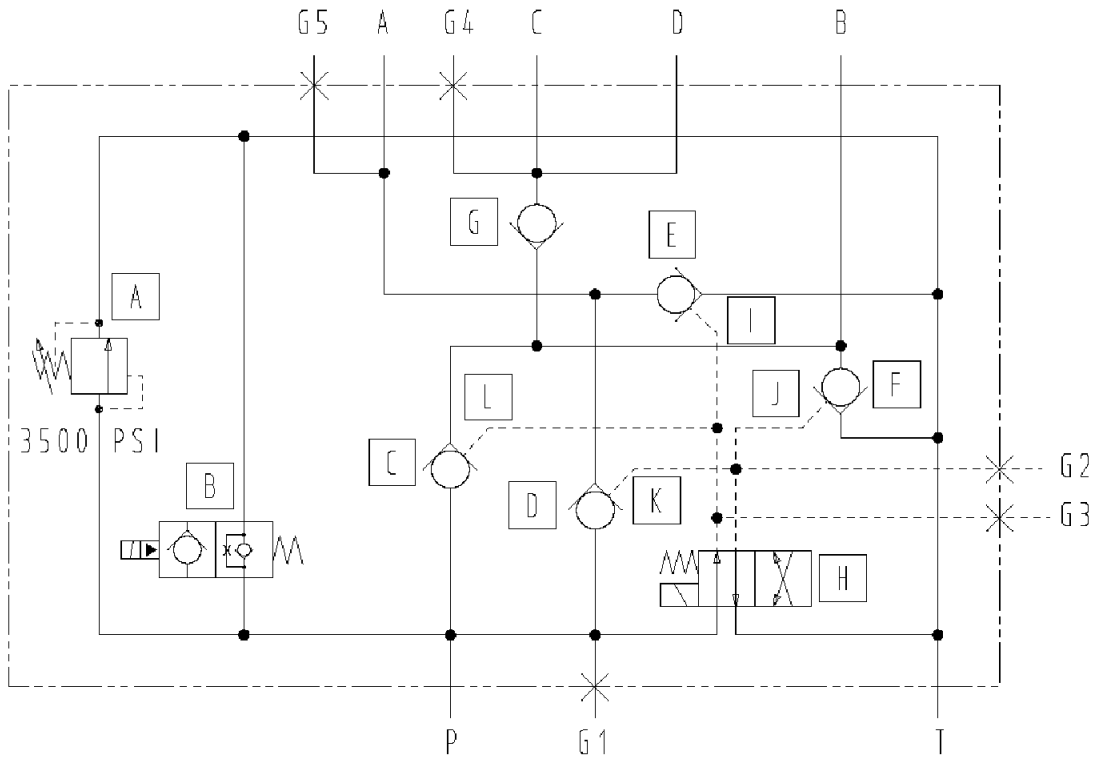
CHECK VALVE  
PART# (331222)

SOLENOID VALVE & COIL  
PART# (331225)

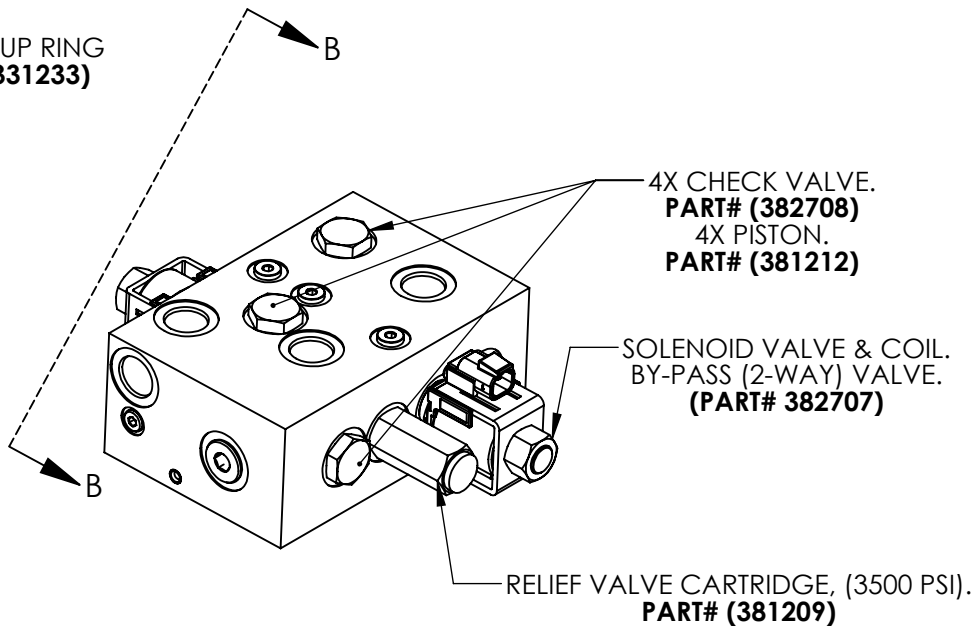
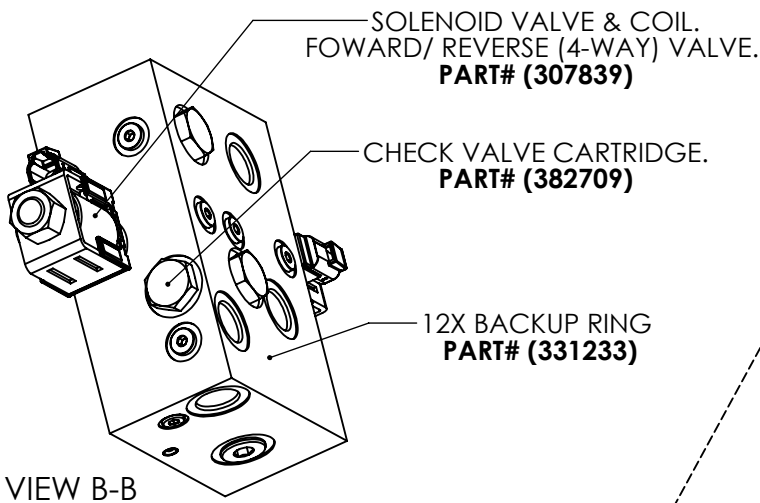
<b>PART #</b>	<b>DESCRIPTION</b>
<b>248020</b>	<b>G.B EXTENDED</b>
<b>331227</b>	<b>REDUCING/ RELIEVING CARTRIDGE (800PSI).</b>
<b>331288</b>	<b>SEAL KIT</b>
<b>331225</b>	<b>SOLENOID VALVE &amp; COIL</b>
<b>331289</b>	<b>CARTRIDGE ONLY</b>
<b>331214</b>	<b>COIL</b>
<b>331290</b>	<b>SEAL KIT</b>
<b>331222</b>	<b>CHECK VALVE</b>
<b>331291</b>	<b>SEAL KIT</b>



# BLUE MANIFOLD- ELEV./ PICKUP BROOM PART# (319872)

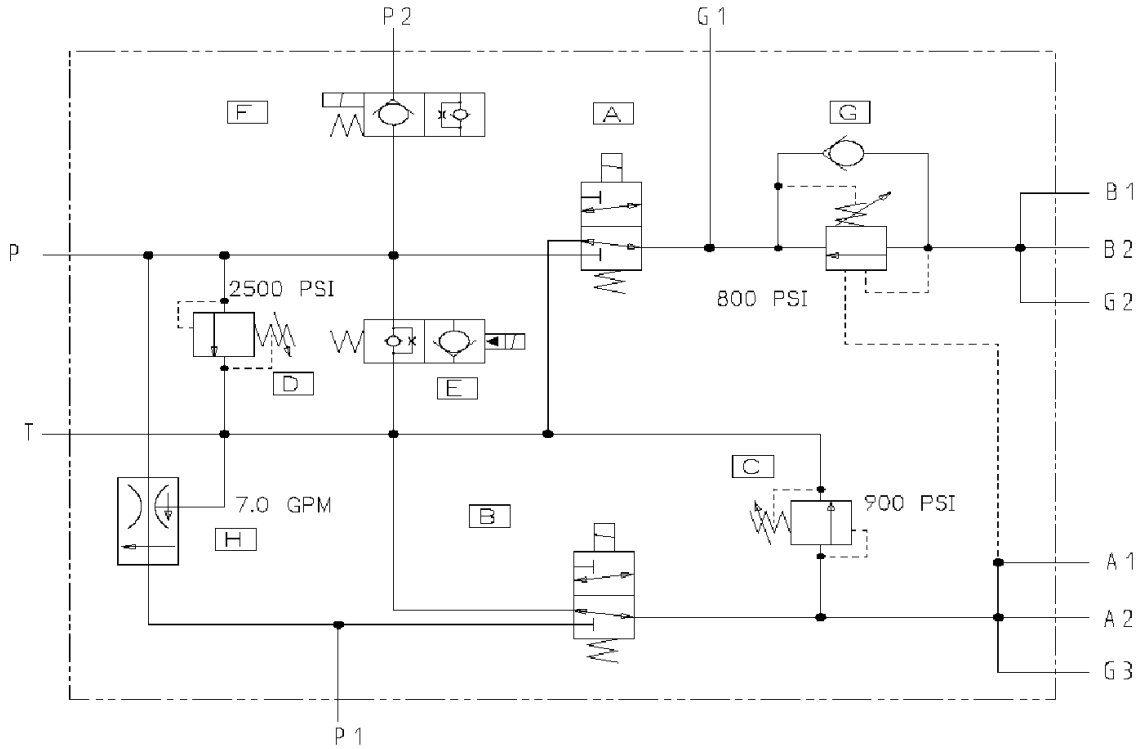


**NOTE:**  
BACK UP RINGS AND PISTONS  
ARE BUILT INSIDE MANIFOLD  
AND ARE NOT SHOWN IN  
DRAWING.



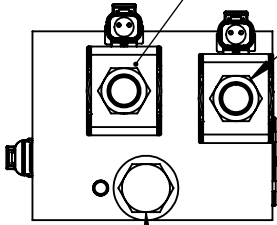
<b>PART #</b>	<b>DESCRIPTION</b>
<b>319872</b>	<b>ELEV./ PICK UP BROOM</b>
	<b>382708 CHECK VALVE</b> <b>381258 SEAL KIT</b>
	<b>382707 BY-PASS (2-WAY) VALVE</b> <b>382723 CARTRIDGE</b> <b>382724 COIL</b> <b>331276 SEAL KIT</b>
<b>307839</b>	<b>FORWARD/ REVERSE (4-WAY) VALVE</b> <b>331280 CARTRIDGE</b> <b>382724 COIL</b> <b>331283 SEAL KIT</b>
	<b>331236 RELIEF VALVE (3500PSI).</b> <b>381258 SEAL KIT</b>
	<b>382709 CHECK VALVE</b> <b>381258 SEAL KIT</b>
	<b>331284 BACK UP RING FOR PILOT PISTON</b>

# BLUE MAINFOLD- HOPPER, UP/ DOWN PART# (319870)



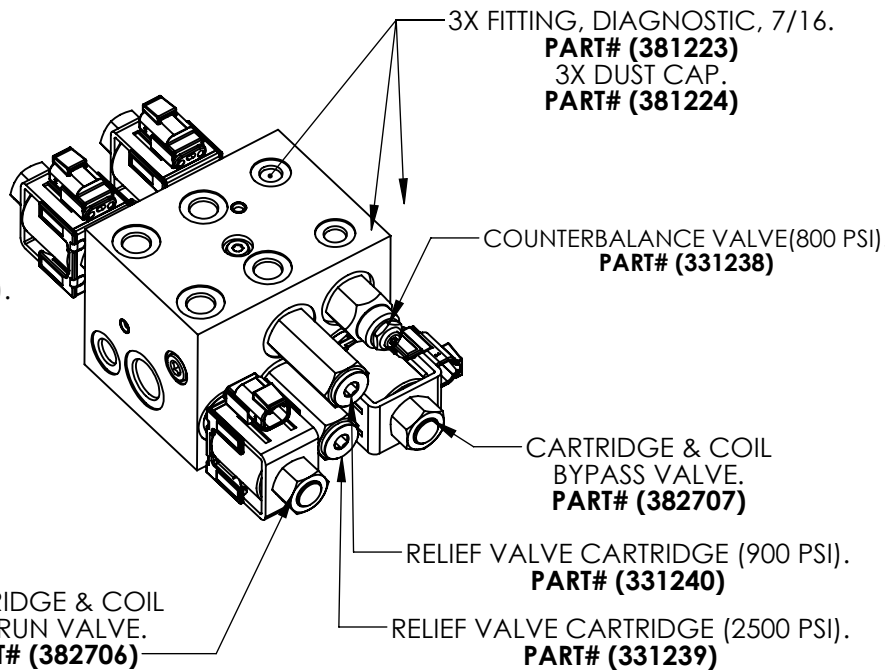
2X CARTRIDGE & COIL  
HOPPER UP.  
**PART# (331247)**

2X CARTRIDGE & COIL  
HOPPER DOWN.  
**PART# (331247)**



FLOW CONTROL CARTRIDGE(7GPM).  
**PART# (381202)**

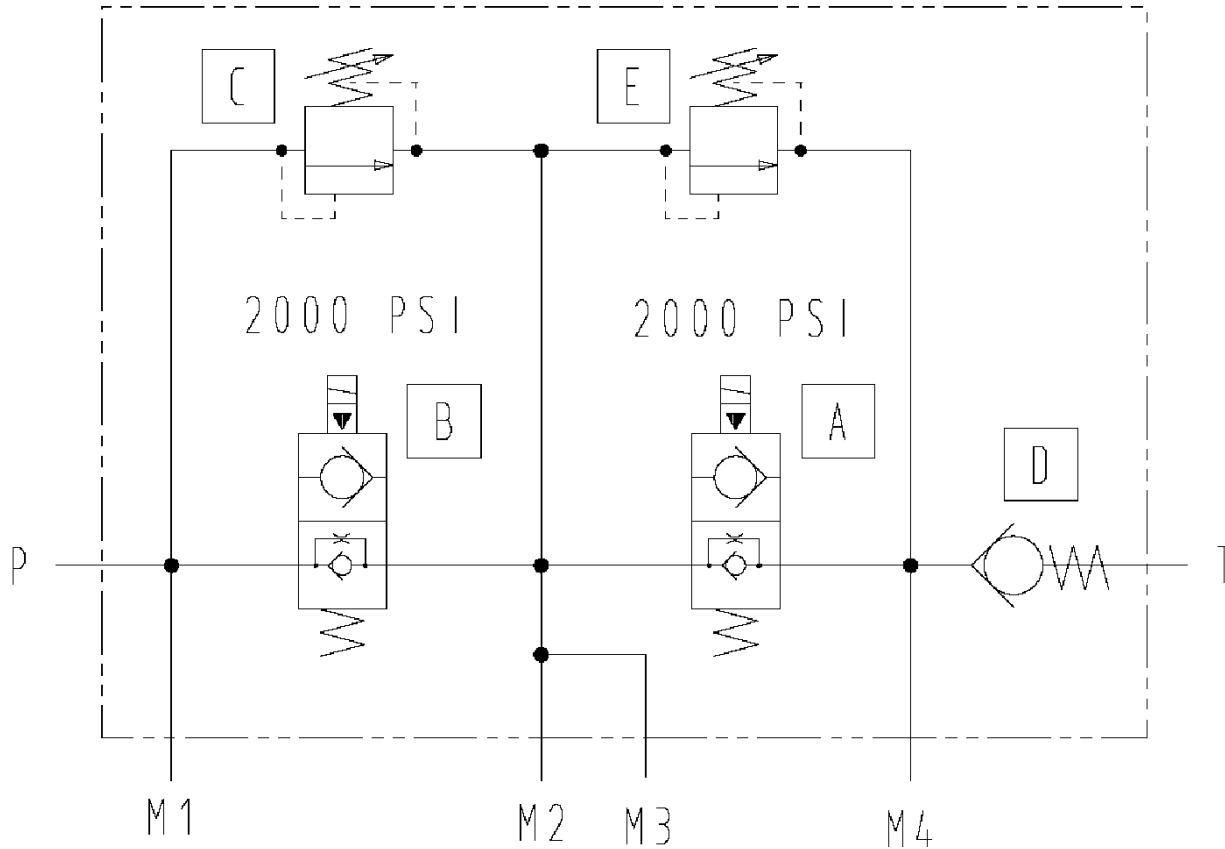
**NOTE:**  
PART NUMBER (381223) &  
(381224) NOT SHOWN.



<b>PART #</b>	<b>DESCRIPTION</b>
<b>319870</b>	<b>HOPPER, UP/DOWN</b>
<b>331238</b>	<b>COUNTERBALANCE VALVE (800 PSI)</b>
	<b>331277 SEAL KIT</b>
<b>331239</b>	<b>RELIEF VALVE (2500 PSI)</b>
	<b>381258 SEAL KIT</b>
<b>331240</b>	<b>RELIEF VALVE (900 PSI)</b>
	<b>381258 SEAL KIT</b>
<b>381202</b>	<b>FLOW CONTROL (7GPM)</b>
	<b>331278 SEAL KIT</b>
<b>382707</b>	<b>BYPASS VALVE</b>
	<b>382723 CARTRIDGE</b>
	<b>382724 COIL</b>
	<b>331276 SEAL KIT</b>
<b>331247</b>	<b>HOPPER UP/DOWN VALVE</b>
	<b>331280 CARTRIDGE</b>
	<b>382724 COIL</b>
	<b>331281 SEAL KIT</b>
<b>382706</b>	<b>G.B. RUN VALVE</b>
	<b>331282 CARTRIDGE</b>
	<b>382724 COIL</b>
	<b>331276 SEAL KIT</b>

# BLUE MANIFOLD- GUTTERBROOM DRIVE.

## PART# (319871)

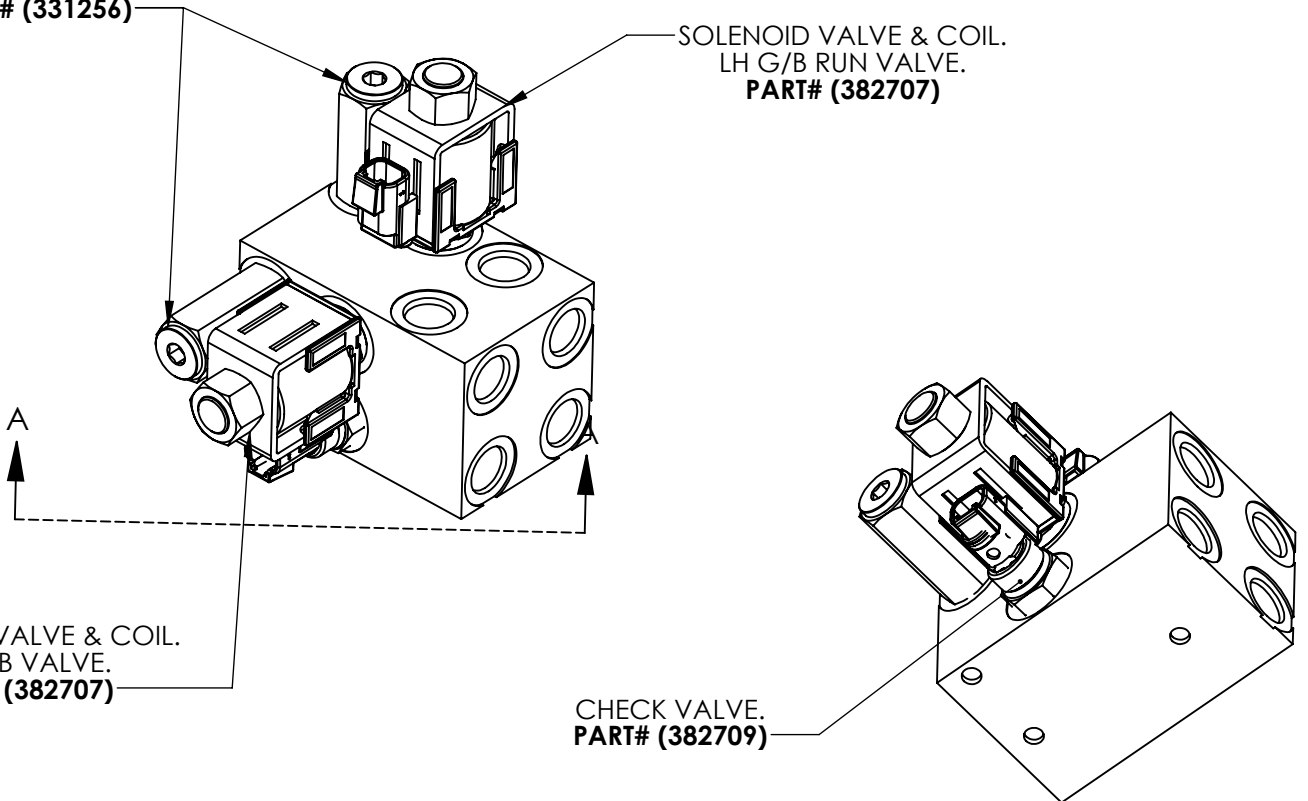


RELIEF VALVE CARTRIDGE (2000 PSI).  
**PART# (331256)**

SOLENOID VALVE & COIL.  
LH G/B RUN VALVE.  
**PART# (382707)**

SOLENOID VALVE & COIL.  
RH G/B VALVE.  
**PART# (382707)**

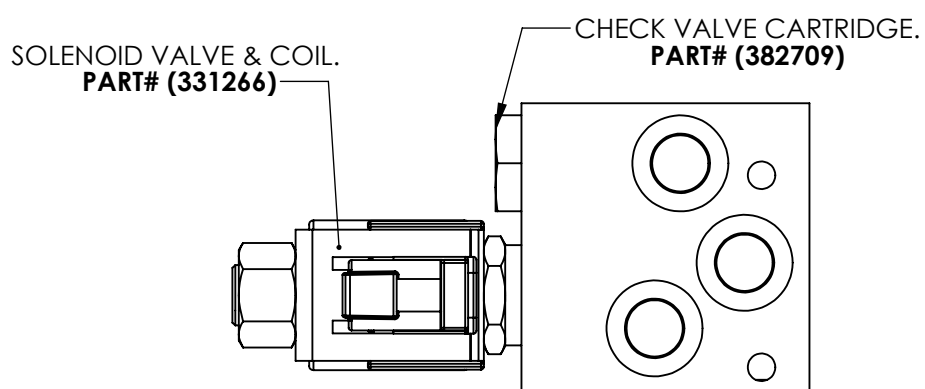
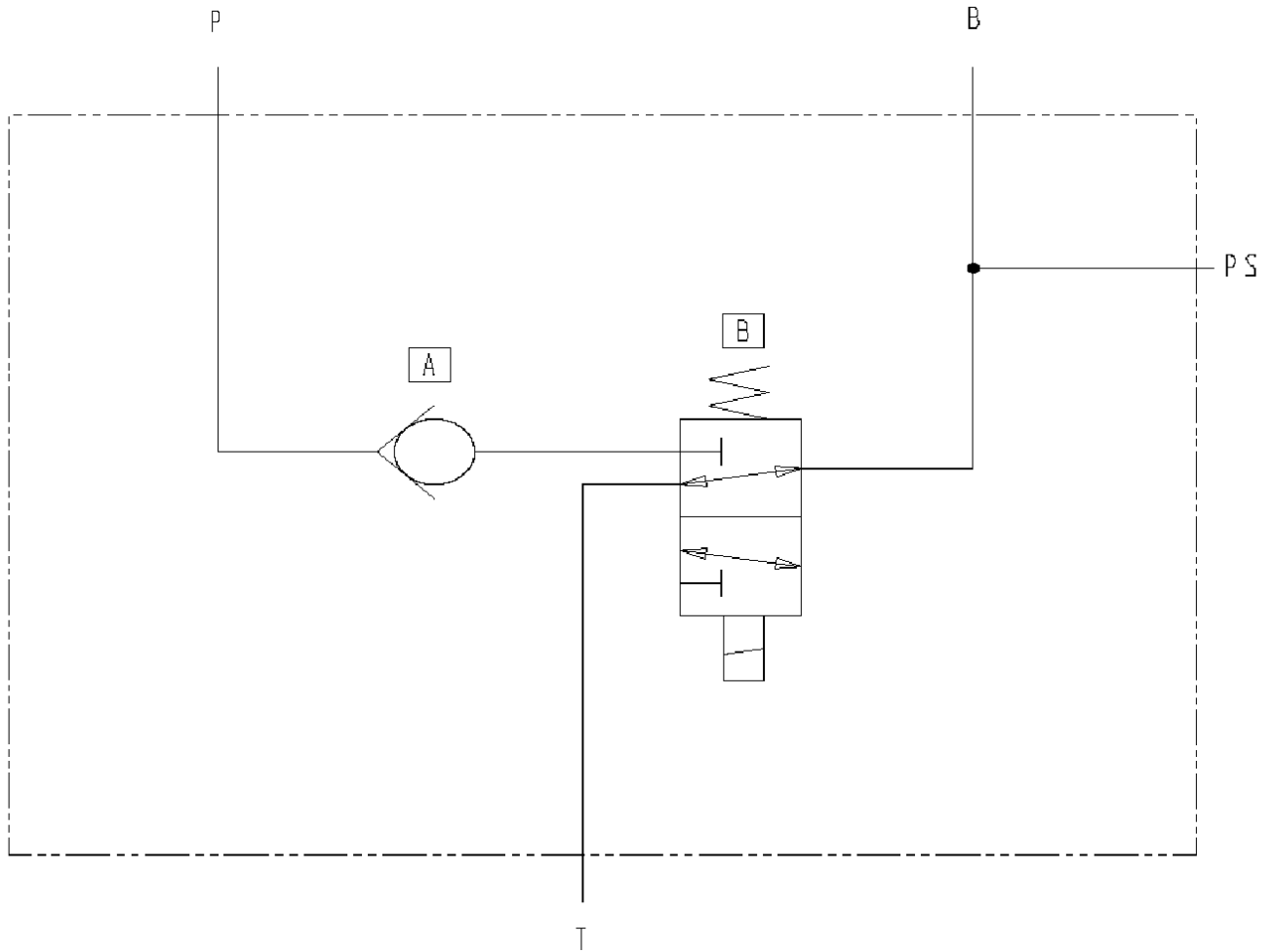
CHECK VALVE.  
**PART# (382709)**



VIEW A-A  
SCALE 1 : 3

<b>PART #</b>	<b>DESCRIPTION</b>
<b>319871</b>	<b>GUTTER BROOM DRIVE</b>
	<b>331256 RELIEF VALVE (2000 PSI)</b> <b>381258 SEAL KIT</b>
	<b>382707 SOLENOID VALVE &amp; COIL</b> <b>382723 CARTRIDGE</b> <b>382724 COIL</b> <b>331276 SEAL KIT</b>
	<b>382709 CHECK VALVE</b> <b>381258 SEAL KIT</b>

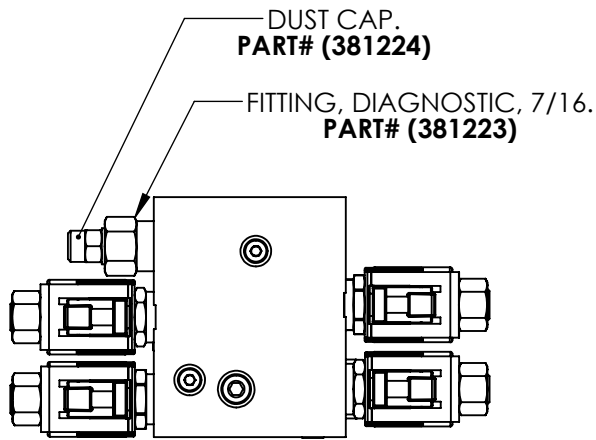
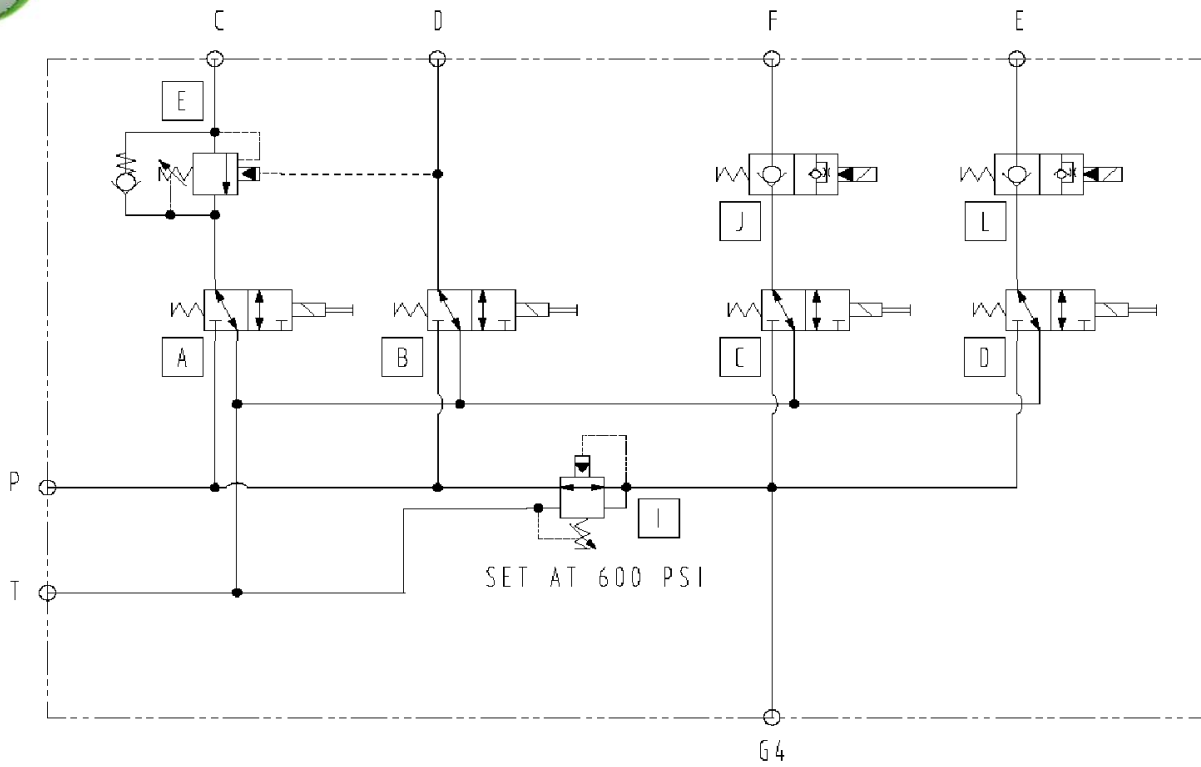
# BLUE MANIFOLD-PARKING BRAKE PART# (319874)



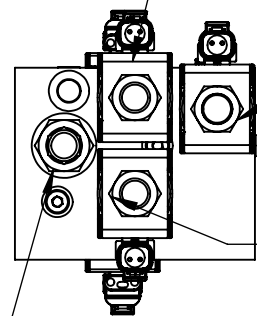
<b>PART #</b>	<b>DESCRIPTION</b>
<b>319874</b>	<b>PARK BRAKE</b>
	<b>331266 SOLENOID VALVE &amp; COIL</b>
	<b>331280 CARTRIDGE</b>
	<b>382724 COIL 331281</b>
	<b>SEAL KIT</b>
	<b>382709 CHECK VALVE</b>
	<b>381258 SEAL KIT</b>



# BLUE MANIFOLD-BROOM LIFT PART# (319875)



4X SOLENOID VALVE & COIL  
P.U.B DOWN.  
**PART# (331266)**



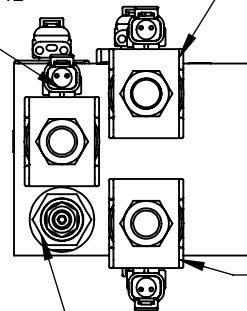
4X SOLENOID VALVE & COIL  
LH G.B UP  
**PART# (331266)**

4X SOLENOID VALVE & COIL  
LH G.B DOWN.  
**PART# (331266)**

2X SOLENOID VALVE & COIL  
P.U.B DOWN.  
**PART# (331270)**

PRESSURE REDUCING/RELIEVING(600PSI).  
**PART# (382712)**

2X SOLENOID VALVE & COIL  
P.U.B UP.  
**PART# (331270)**

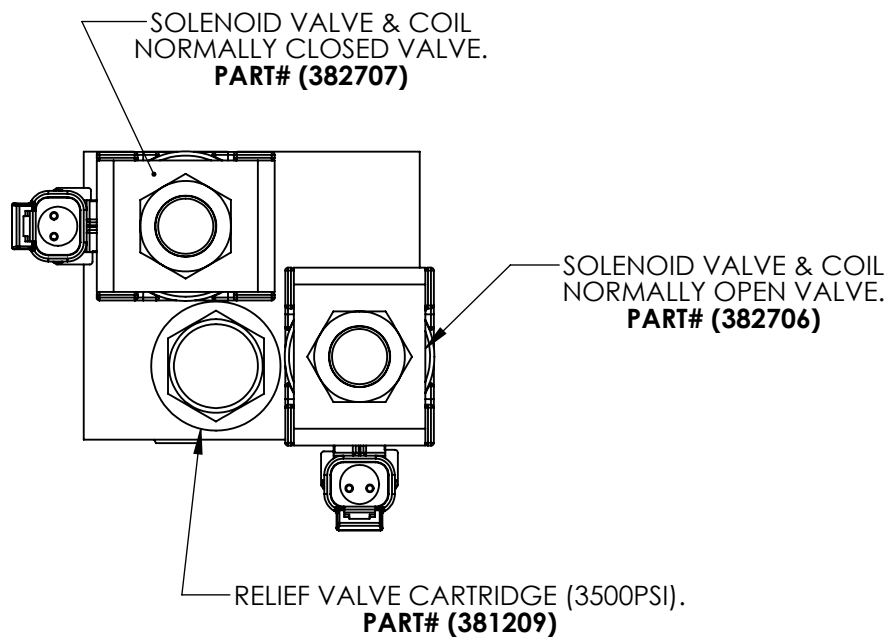
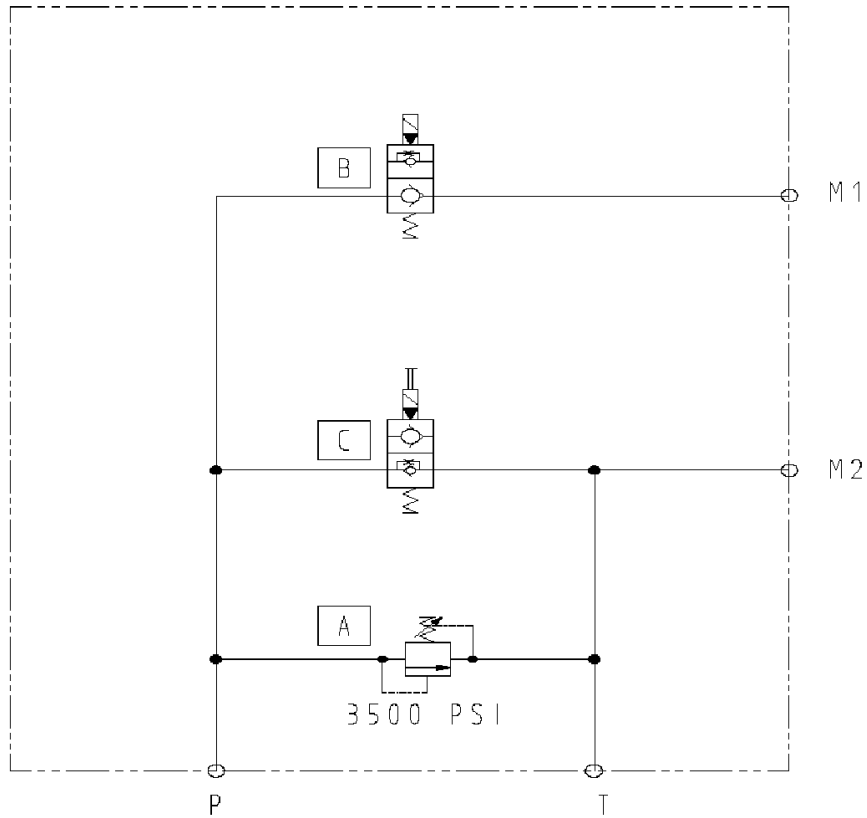


4X SOLENOID VALVE & COIL  
RH G.B. DOWN.  
**PART# (331266)**

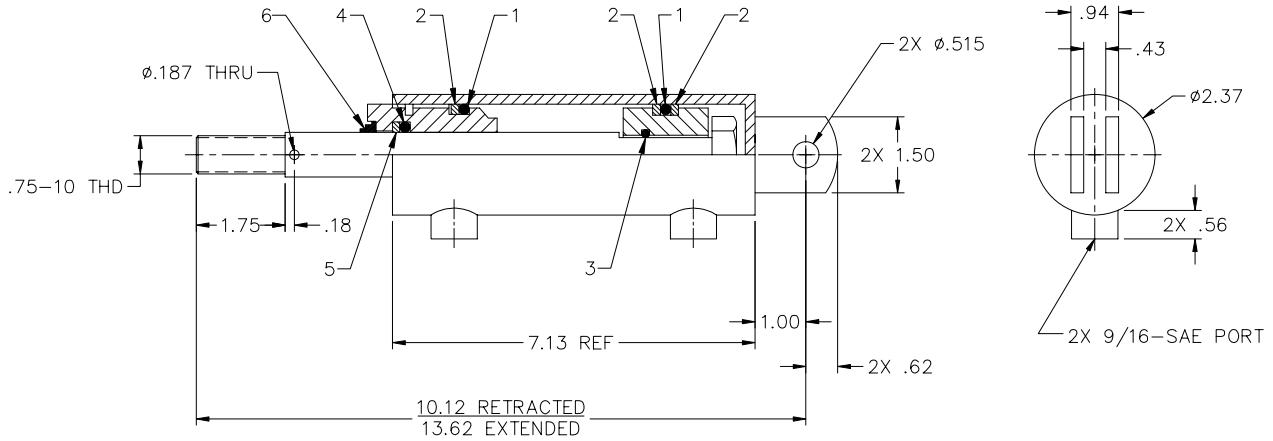
COUNTERBALANCE CARTRIDGE (3045PSI).  
**PART# (331268)**

PART #	DESCRIPTION
<b>319875</b>	BROOM LIFT
<b>331268</b>	COUNTERBALANCE VALVE (3045PSI)
<b>331277</b>	SEAL KIT
<b>382712</b>	PRESSURE REDUCER VALVE (600PSI)
<b>331285</b>	SEAL KIT
<b>331266</b>	P.U.B DOWN
<b>331280</b>	CARTRIDGE
<b>382724</b>	COIL
<b>331281</b>	SEAL KIT
<b>331270</b>	P.U.B UP
<b>331282</b>	CARTRIDGE
<b>382724</b>	COIL
<b>331276</b>	SEAL KIT

# BLUE MANIFOLD- P.U.B DRIVE PART# (319876)



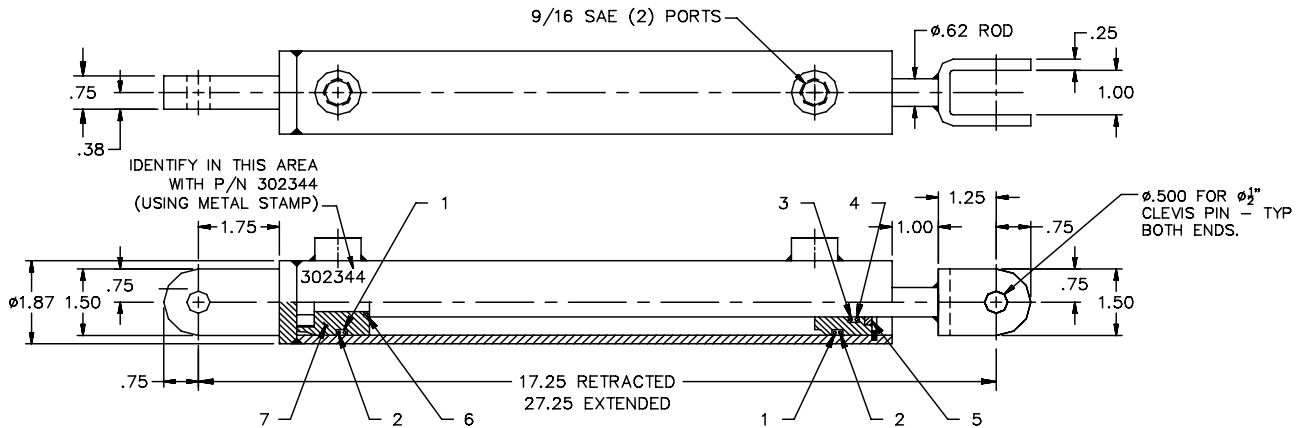
<b>PART #</b>	<b>DESCRIPTION</b>
<b>319876</b>	<b>P.U.B DRIVE</b>
<b>382707</b>	<b>NORMALLY CLOSED VALVE</b>
<b>382723</b>	<b>CARTRIDGE</b>
<b>382724</b>	<b>COIL</b>
<b>331276</b>	<b>SEAL KIT</b>
<b>382706</b>	<b>NORMALLY OPEN VALVE</b>
<b>331282</b>	<b>CARTRIDGE</b>
<b>382724</b>	<b>COIL</b>
<b>331276</b>	<b>SEAL KIT</b>
<b>381209</b>	<b>RELIEF VALVE (3500PSI)</b>
<b>381258</b>	<b>SEAL KIT</b>



**2. PRESSURE TEST REQUIRMENTS:**

WORKING PRESSURE; 2500 PSIG  
 TESTING PRESSURE: 3250 PSIG  
 BURST PRESSURE: 5000 PSIG

Item Pt No.	Description	Qty
- 308593	Pickup Broom Lift Cylinder	D REF
1	70680 'O' Ring 1 5/8 Id X 2.0 Od	2
2	70679 Ring- Backup 1 5/8 Id X 2.0 Od	3
3	70678 'O' Ring 3/4 Id X 3/32 W	1
4	70683 'O' Ring 1" Id X 1 1/4 Od	1
5	70682 Ring- Backup 1" Id X 1 1/4 Od	1
6	70681 Seal- Dust 1" Id X 1 3/8 Od	1
7	70684 Seal Kit- Cylinder, Hydraulic	1

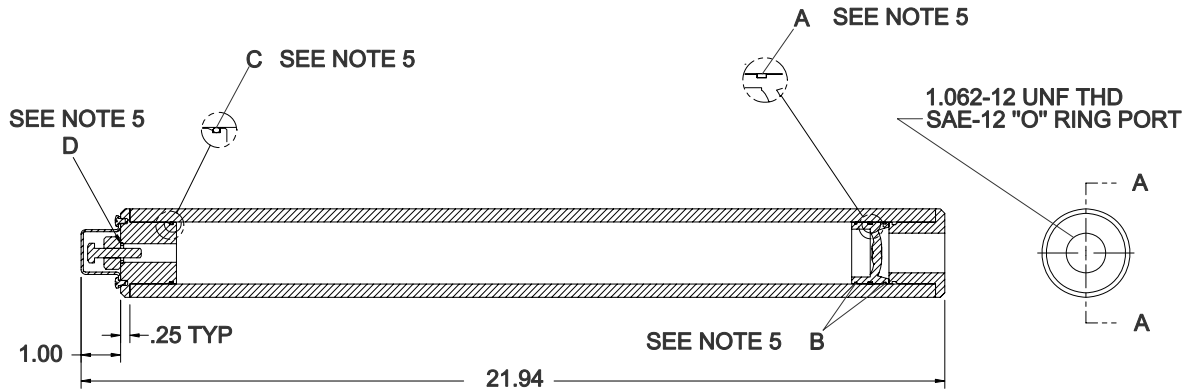


SPECIFICATION:

MODEL LD 1 1/2" BORE X 10" STROKE  
5/8" DIA, CHROME PLATED SHAFT;  
9/16" SAE PORTS; STANDARD SEALS &  
PRIME PAINT.

3. ALL DIM'S ARE REFERENCE.
2. PRESSURE TEST REQUIRMENTS:  
WORKING PRESSURE; 1500 PSIG  
TESTING PRESSURE: 2250 PSIG  
BURST PRESSURE: 3000 PSIG
1. SEAL KIT A302515 IS FOR CYLINDERS  
DATE CODED BEFORE 7/94.  
CYLINDERS DATED BEFORE 7/94  
MAY BE UPGRADED BY USING PISTON  
P/N 380856 & SEAL KIT P/N 380855.  
DATE CODE IS STAMPED ON CYLINDER.
- NOTES, UNLESS OTHERWISE SPECIFIED:

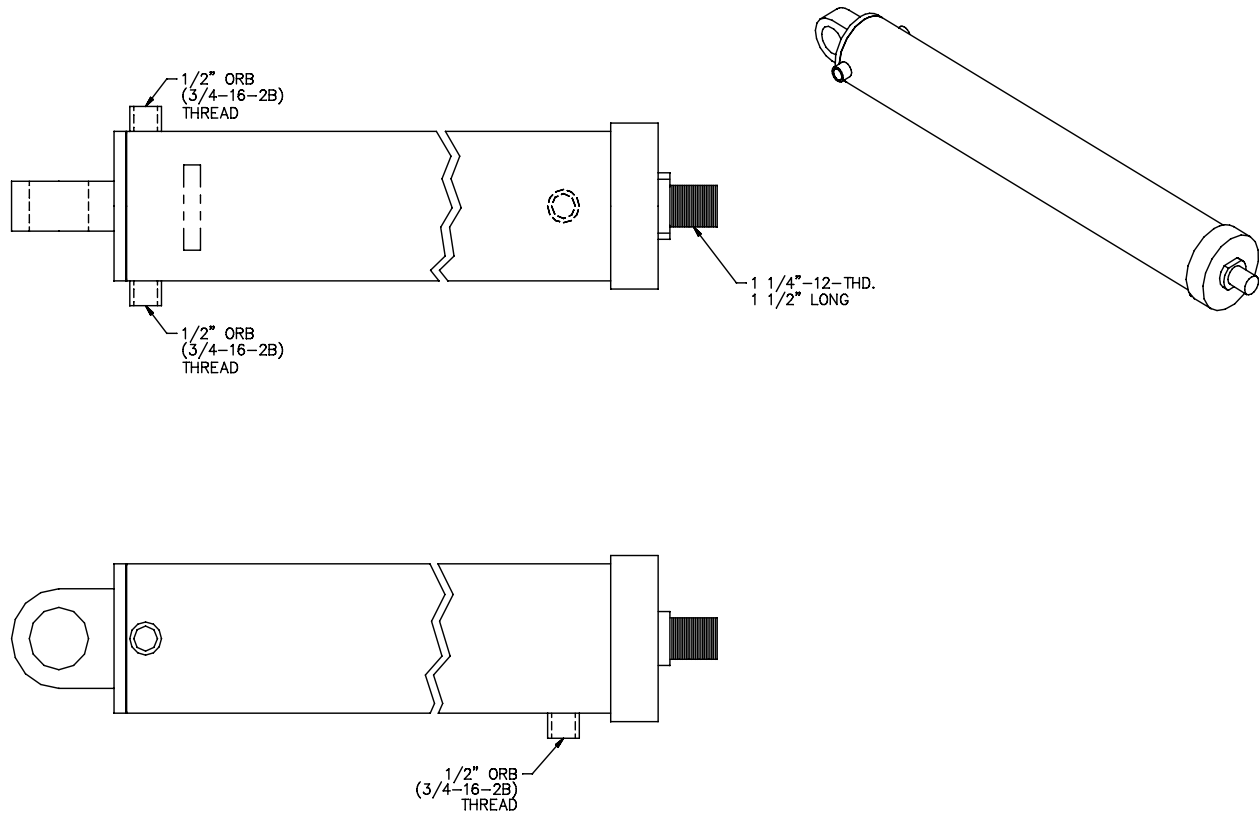
Item	Pt No.	Description	Qty
-	302344	Gutter Broom Lift Cylinder	D Ref
1	302509	O Ring 1.5 Odx 1.25 ldx 1/8 W	0
2	302510	Ring- Backup 1.5 Od X 1.25 ld	0
3	302511	O Ring 13/16 Odx 5/8 ldx 3/32w	0
4	302512	Ring- Backup 13/16 Odx 5/8 ld	0
5	380854	Dust Seal	0
6	302514	O Ring .5 Odx .38 ld X 1/16 W	0
7	380856	Piston	0
8	380855	Seal Kit- Cylinder, Hydraulic	0



**NOTES:**

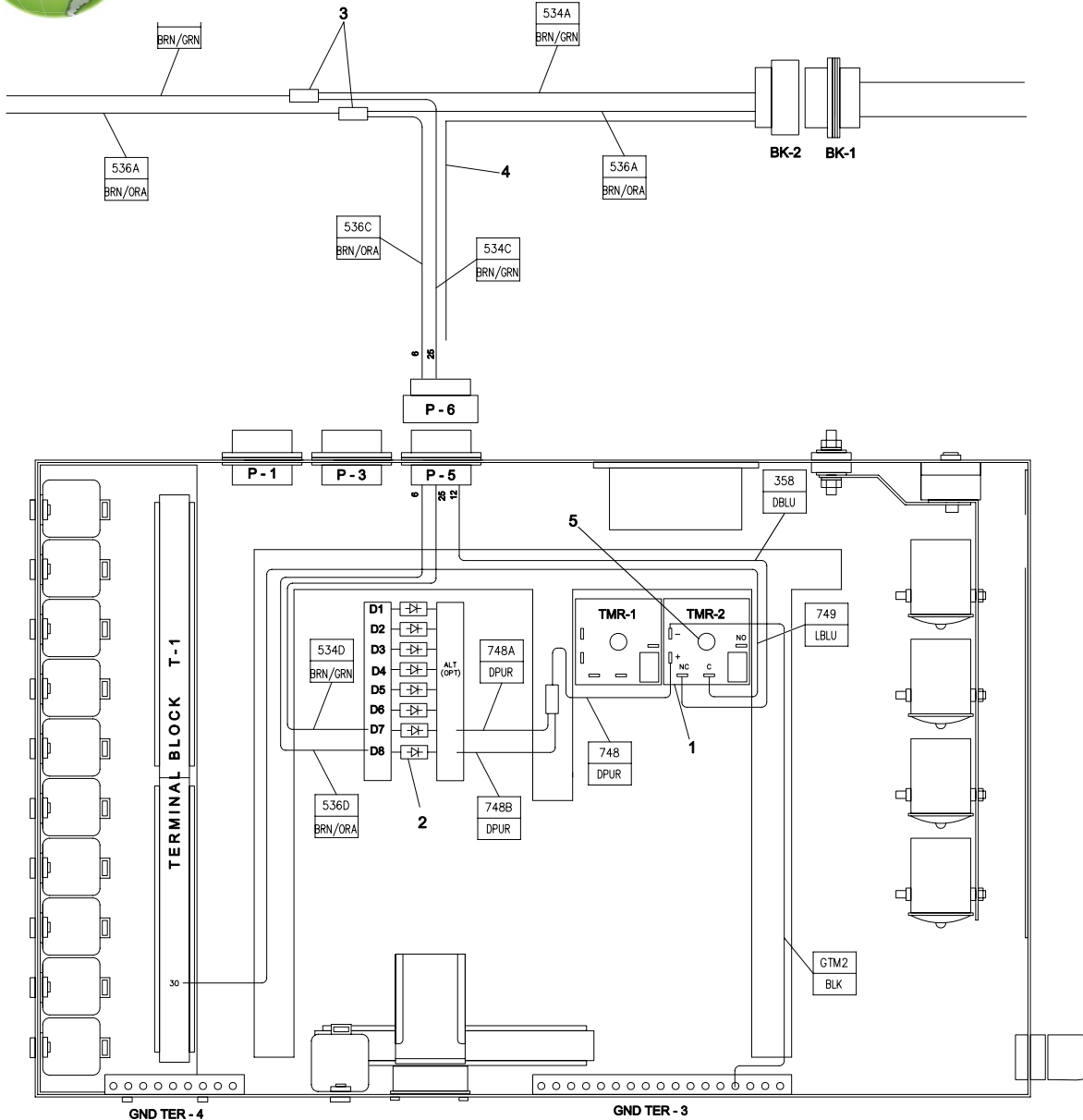
1. MAX WORKING PRESSURE: 4000 PSI.
2. RECHARGE PRESSURE: 85 PSI +10/-0
3. RECHARGE WITH FILTERED AIR.
4. VOLUME: 58 IN<sup>3</sup> (1QT).
5. ITEMS A,B,C,D ARE COMPONENTS OF ITEM 1. THEY ARE NOT SERVICED SEPARATELY.
6. ALL DIM'S REF.

Item Pt No.	Description	Qty
- 350836	Gutter Broom Accumulator *F REF	
1 380940	Accumulator Service Kit	1



Item Pt No.	Description	Qty
- 318440	Hydr Cylinder 4x44 7/16x58.25 A REF (High Dump)	
1 381011	Seal Kit, Cylinder (No further Breakdown Available)	1





INSTALLATION INSTRUCTION:

1. SPLICE WIRE 534C (BRN/GRN) TO THE WIRE 534A (BRN/GRN).
2. SPLICE WIRE 536C (BRN/ORA) TO THE WIRE 536A (BRN/ORA).
3. DISCONNECT CONNECTORS P6 AND P5.
4. INSERT WIRE 534C (BRN/GRN) IN TO P6 CAVITY 25.
5. INSERT WIRE 536C (BRN/ORA) IN TO P6 CAVITY 6.
6. INSERT WIRE 534D (BRN/GRN) IN TO P5 CAVITY 25.
7. INSERT WIRE 536D (BRN/ORA) IN TO P6 CAVITY 6.
8. RECONNECT CONNECTORS P6 AND P5.
9. INSTALL WIRES 534D (BRN/GRN) AND 536D (BRN/ORA) AS PER DRW.
10. INSTALL TIMER 2 AS PER DRW.
11. INSTALL WIRES 748, 748A AND 748B (DPUR) AS PER DRW.
12. INSTALL WIRE GTM2 (BLK) AS PER DRW.
13. DISCONNECT WIRE 358 (DBLU) FROM TERMINAL BLOCK T-1 POSITION 30.
14. INSTALL NEW TERMINAL 352432 (NB) ON THE WIRE 358 (DBLU).
15. INSTALL WIRE 358 (DBLU) AS PER DWG.
16. INSTALL WIRE 749 (LBLU) AS PER DWG.

Item Pt No.	Description	Qty
- 326488	<b>Low HYD Oil Level Shut-Down A REF</b>	
1	354298 On-Delay Timer, Fixed 30 sec.	1
2	323602 Diode 35 A	2
3	315507 Connector Butt. Setep (AM)	2
4	896749 Flex Tube, 0.25ID (EFT)	-
5	314943 Scr. 1/4-20x1, Socket HD, Black	1
6	50-11 Terminal Pin (GP)	5
7	307902 Pin Contact (CT)	2
8	307897 Socket Contact (CS)	2
9	352432 Permaseal Term., Tab 1/4 (NB)	4
10	314993 Connector Butt. (AK)	1
11	896442 Wire BRN/GRN, AWG#16	-
12	896438 Wire BRN/ORA, AWG#16	-
13	896872 Wire LBLU, AWG#18	-
14	896875 Wire DPUR, AWG#18	-
15	896864 Wire Black, AWG#18	-
16	352441 Permaseal Term., Ring#6 (NF)	1

**Item Pt No. Description**

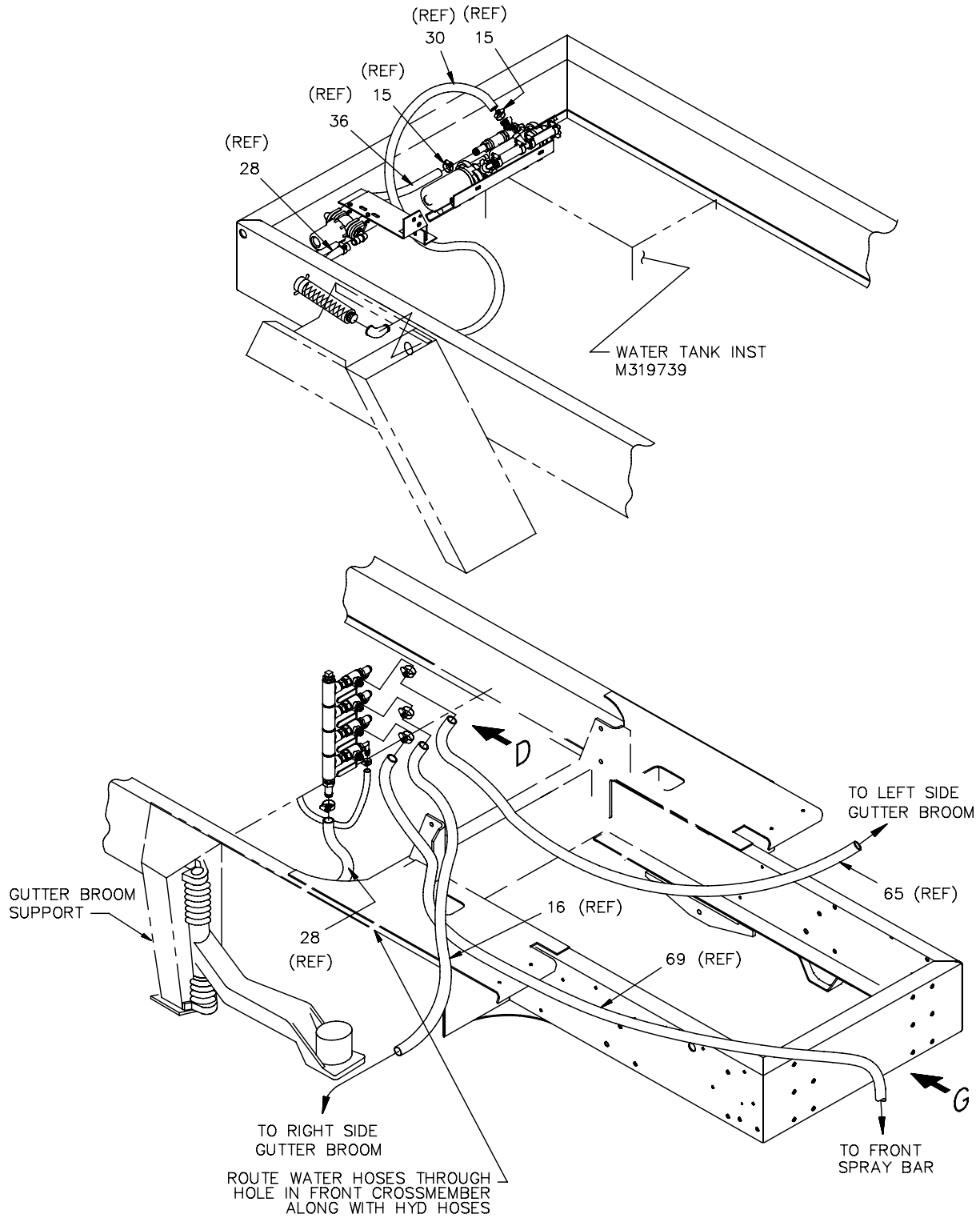
This page intentionally left blank

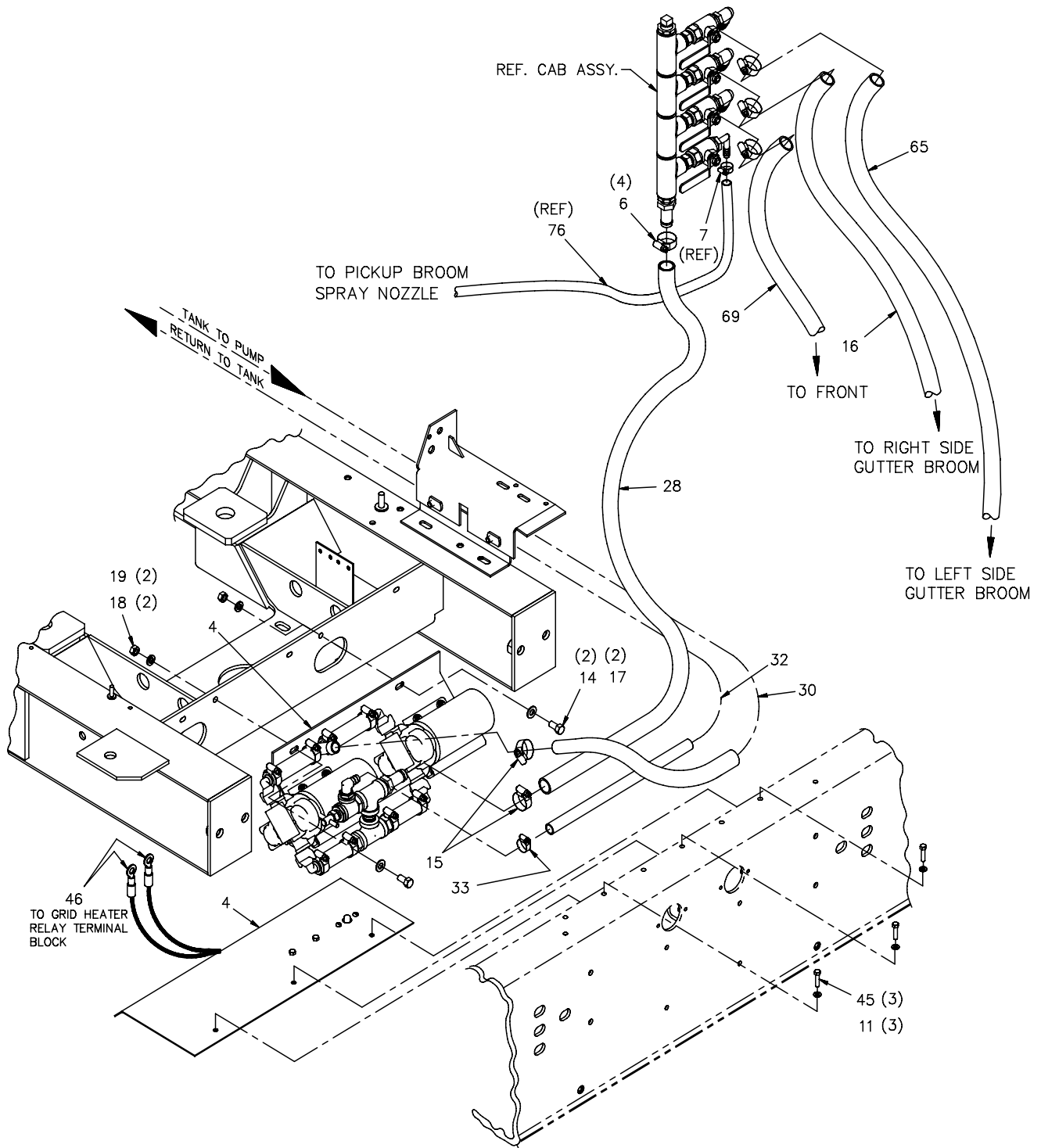


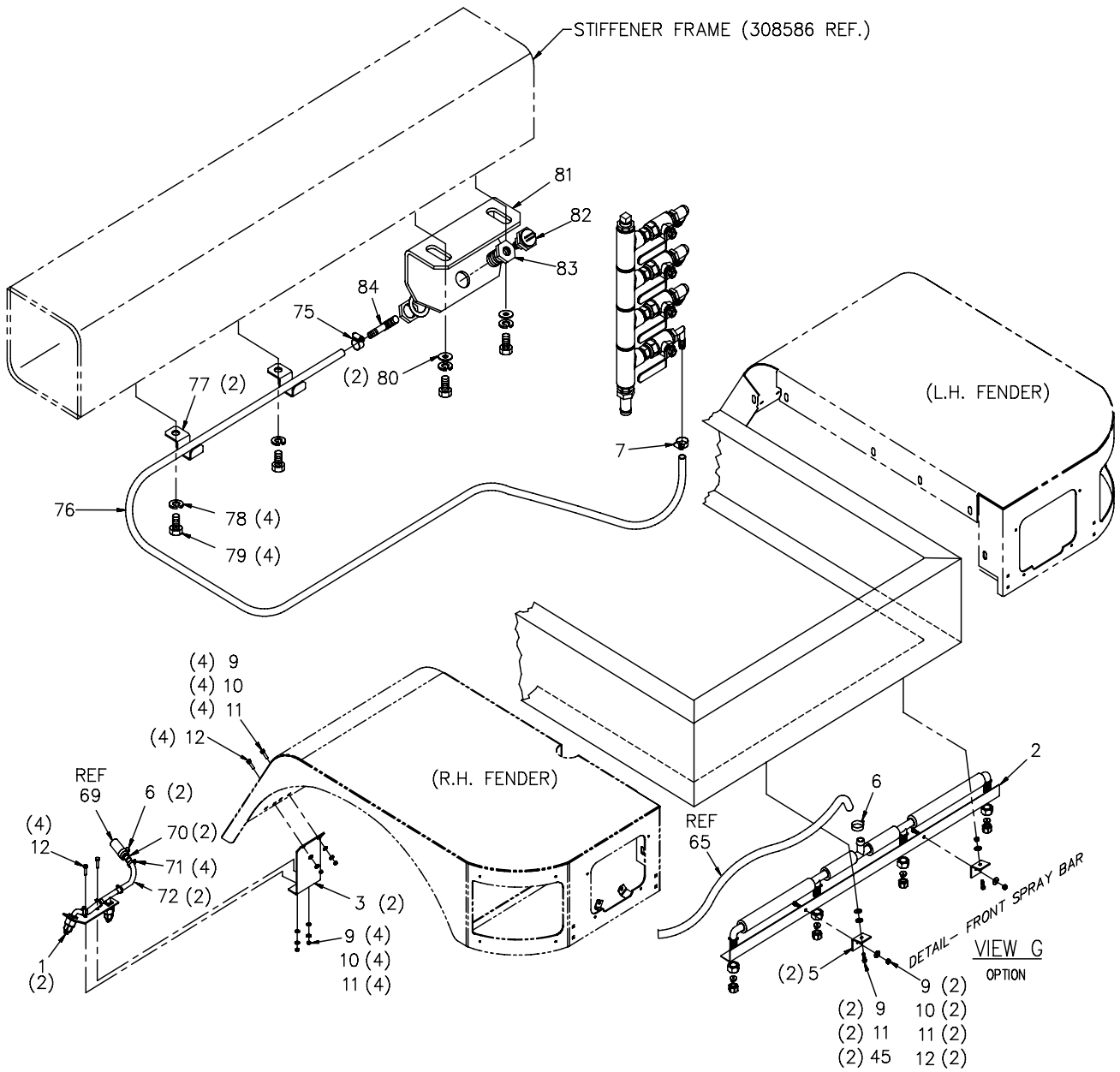
CHAPTER **8**

**Water Spray**

<b>Table of Contents</b>	
<b>Subject</b>	<b>Page</b>
<b>Body</b>	
Water Plumbing Installation	8-2
Elevator Spray Installation	8-6
Water Plumbing Assembly	8-9
Water Tank Installation	8-12
Gutter Broom Spray	8-18
Pickup Broom Spray Bar Assembly	8-19
Water Valve Manifold Installation	8-20
Water Valve Manifold Assembly	8-21
Water Pump Assembly	8-22
Float Sensor Assembly	8-23



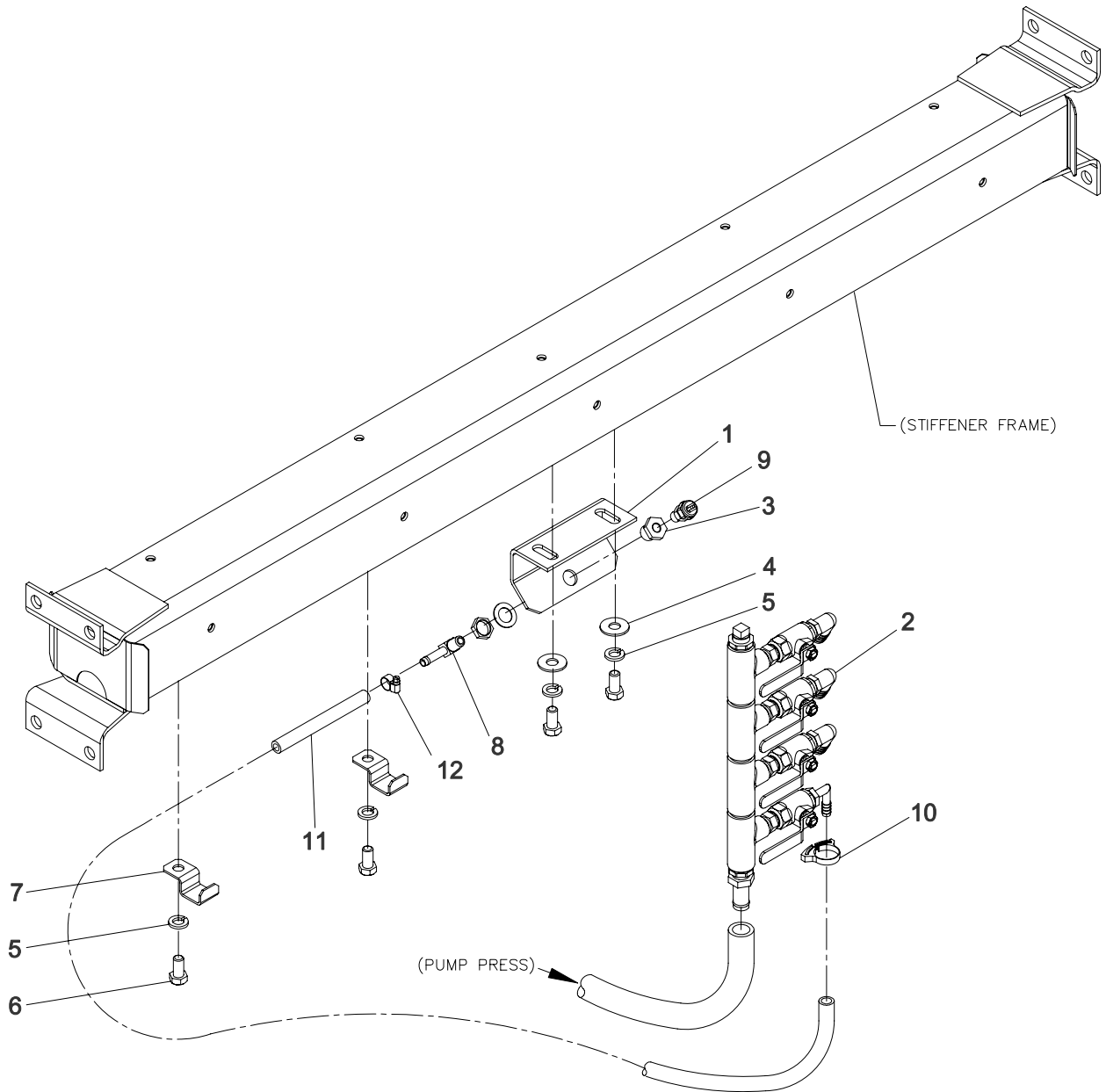




Item	Pt No.	Description	Qty	Item	Pt No.	Description	Qty
-	<b>319740</b>	<b>Water Plumbing Instl.</b>	<b>*S Ref</b>	69	893522120	Hose	1
1	322075	Gutter Broom Spray Assembly	2	70	322044	Coupler, Reduction, 3/4 X 1/2h	2
2	322076	Front Spray Bar Assembly	1	71	324481	Snap Grip Clamp #50,3/4-7/8	4
3	319799	G/B Mounting Bracket	2	72	18015-10-019	Hose, Blue 1/2 X 19" Lg	2
4	324183	Water Pumping Assembly	1	75	501-1	Clamp Hose #4 7/32 X 11/16	1
5	322048	Bracket Mtg, Front Spray Bar	2	76	891217120	Hose- 3/8 Id X 120.0 Lg.	1
6	324482	Snap Grip Clamp#62,61/64-35/32	7	77	317562	Hose Clamp-3/4 Id	2
7	324483	Snap Grip Clamp#44,11/16-13/16	1	78	030592	Washer- Loc, Splt Pltd 1/2 Gr8	4
9	035605	Washer Flat Uss Plated 1/4	12				
10	030703	Nut Hex 1/4-20 Unc	10	79	041850	Scr-Hx Hd Cap,1/2-13x1 Gr8	4
11	030643	Washer- Loc Split Pltd 1/4 Gr8	15	80	030595	Washer Flat Uss Plated 1/2	2
12	033145	Scr- Hx Hd Pltd 1/4-20x3/4 Gr8	10	81	353054	Bracket-Pub Elevator Spray	1
14	034423	Scr-Hx Hd,3/8-16x1 Gr8	2	82	307461	Spray Nozzle Assy.	1
15	040774	Clamp Hose #12	2	83	203479	Bulkhead Ftg-1/4 F Npt	1
16	893522090	Hose	1	84	208225	EI-90 Deg,1/4 P X 3/8 Hose	1
17	030557	Washer Flat Uss Plated 3/8	2				
18	030599	Nut- Plated, 3/8-16 Gr8	2				
19	030605	Washer- Loc,Split,Pltd,3/8 Gr8	2				
28	893522250	Hose, 3/4 Id X 250 Lg	1				
30	893522031	Hose- 3/4 Id X 31.0 Lg.	1				
32	896044054	Hose 1/2 Id X 54" Lg	1				
33	053308	Clamp Hose #8 7/16 - 29/32	1				
45	033125	Scr- Hx Hd Pltd 1/4-20 X 1 Gr8	5				
46	381597	Harness- Power	1				
65	893522080	Hose 3/4 Id X 80.0 Lg.	1				





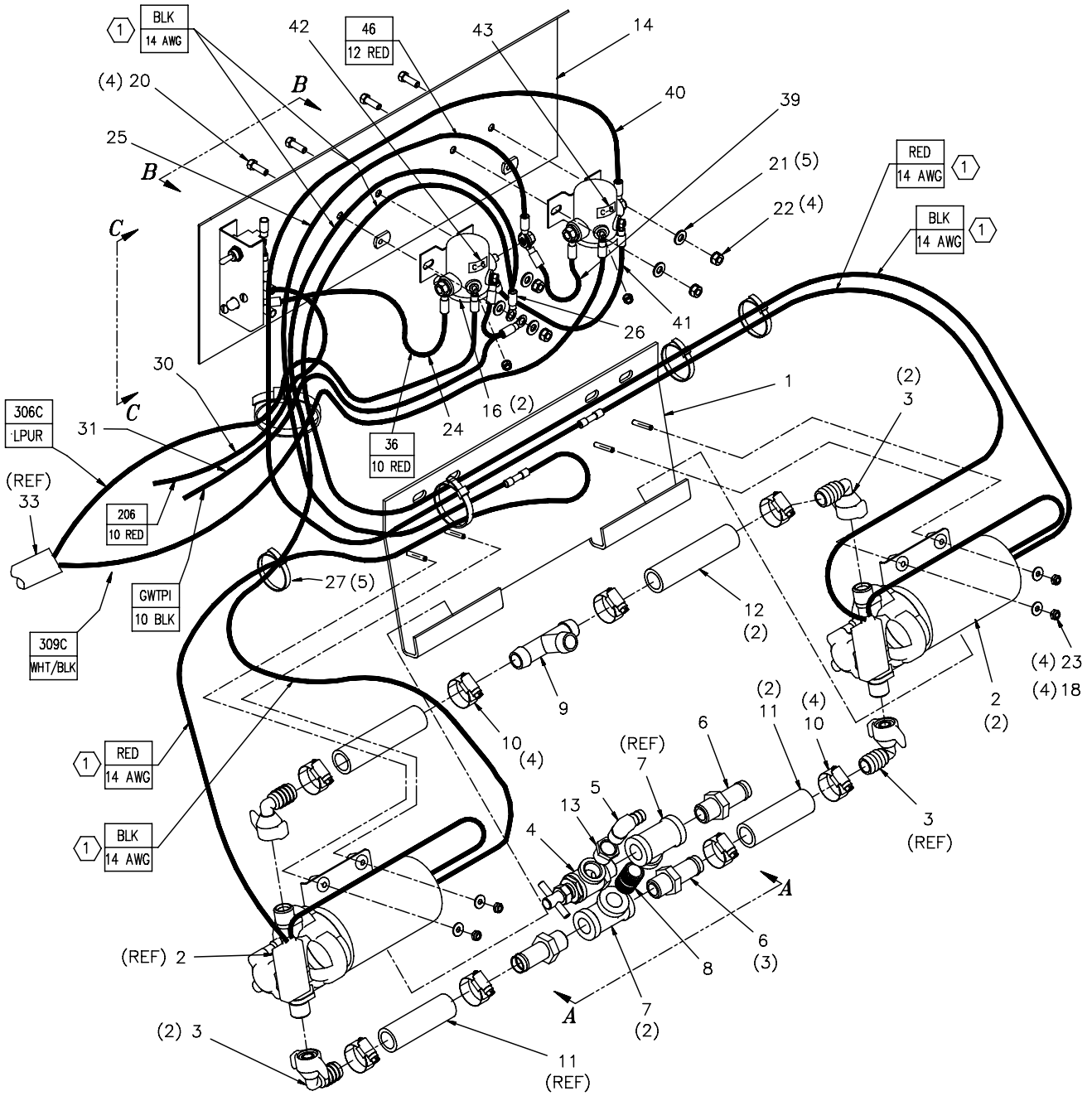




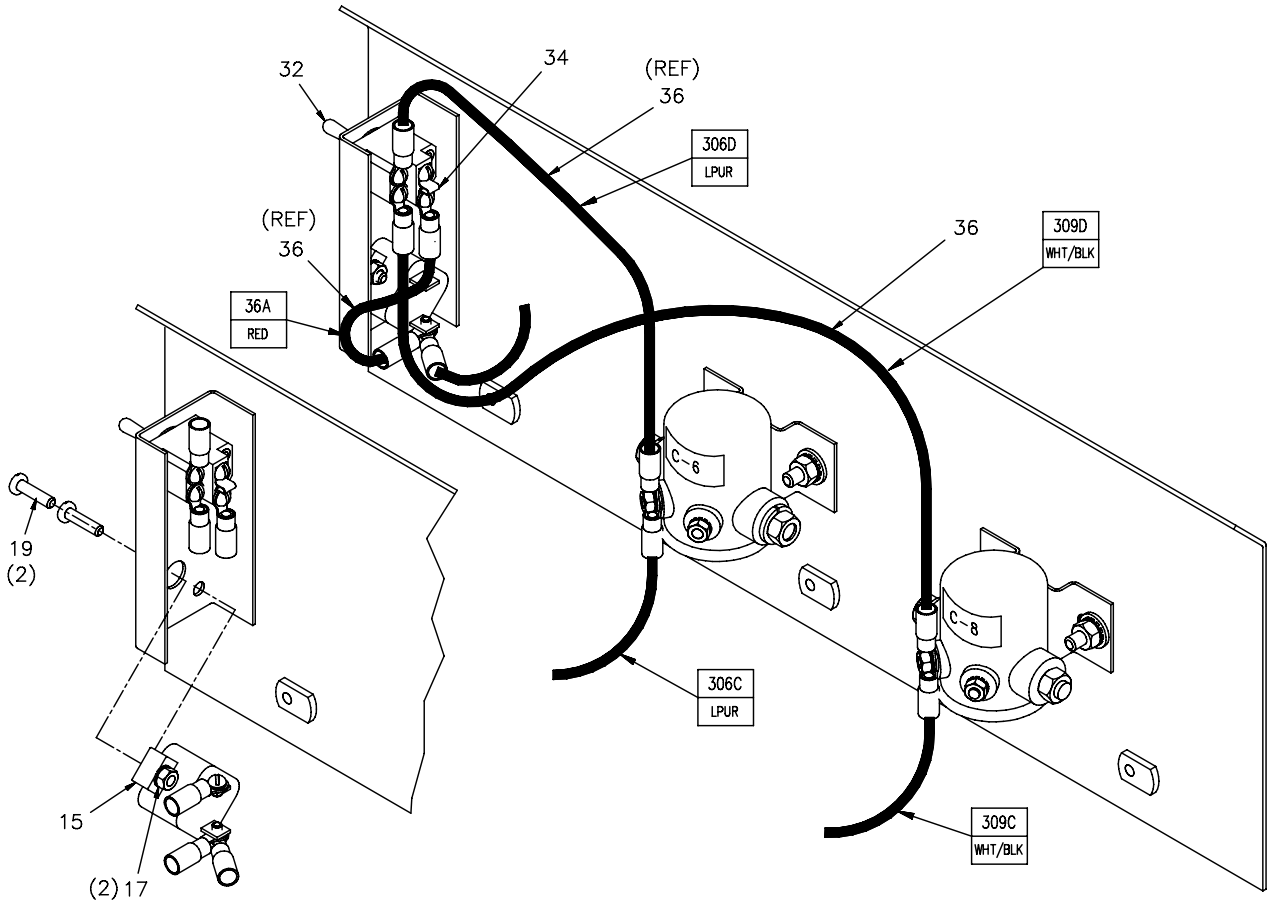
---

<u>Item Pt No.</u>	<u>Description</u>	<u>Qty</u>	<u>Item Pt No.</u>	<u>Description</u>	<u>Qty</u>
- 322001	<b>Elevator Spray Installation</b>	<b>A REF</b>			
1	353054 Bracket Pub Elevator Spray	1			
2	324907 Water Valve Assembly	1			
3	203479 Bulkhead FTG-1/4 F NPT	1			
4	030595 Washer, Flat 1/2" USS (Gr.8YZ)	2			
5	030592 Washer, Lock 1/2" (Gr.8YZ)	4			
6	041850 Bolt, Hex Hd 1/2"-13x1" (Gr.8YZ)	4			
7	317562 Clamp Hose 3/4 O.D.	2			
8	208225 EL-90 Deg,1/4 P X 3/8 Hose	1			
9	307461 Spray Nozzle ASSY.	1			
10	324483 Clamp,SnapGrip Ø11/16-13/16"	1			
11	891217120 Hose 3/8 ID x 120" LG	1			
12	353051 Clamp,Gear Silicon Ø3/8 @5/8	1			

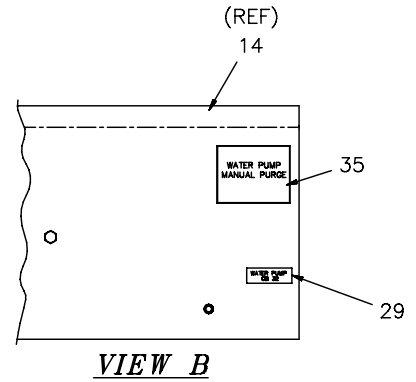
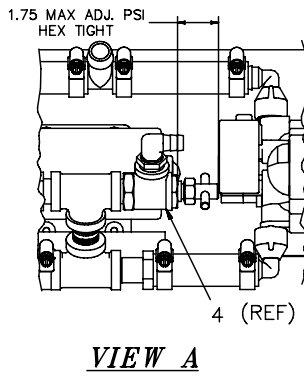
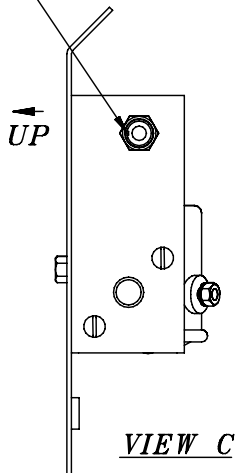
This page intentionally left blank



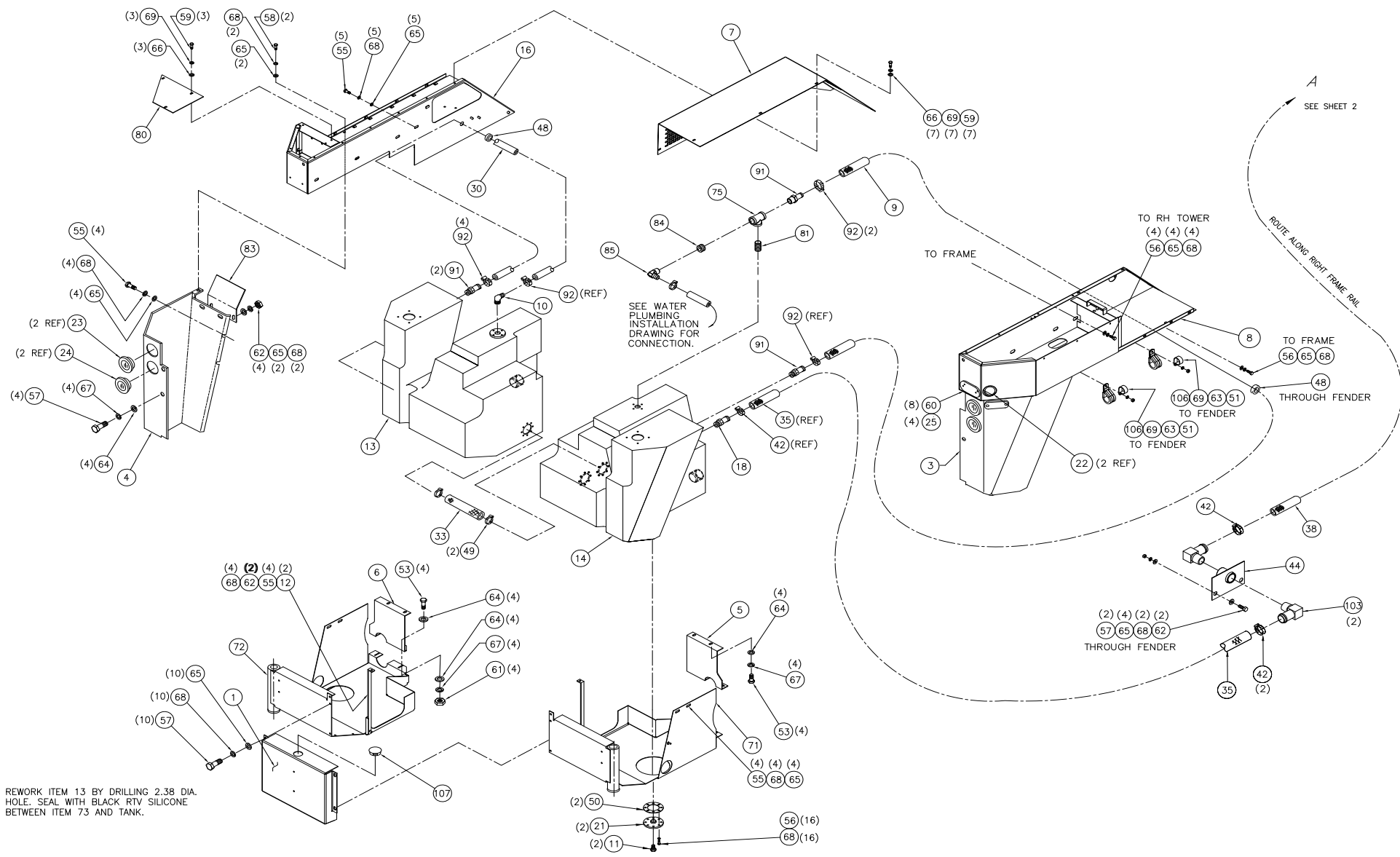
① WIRE SUPPLIED WITH PUMP.  
 NOTES:



SWITCH ITEM 32 TO BE ORIENTED WITH THE KEY-WAY IN THE UP POSITION AS SHOWN.



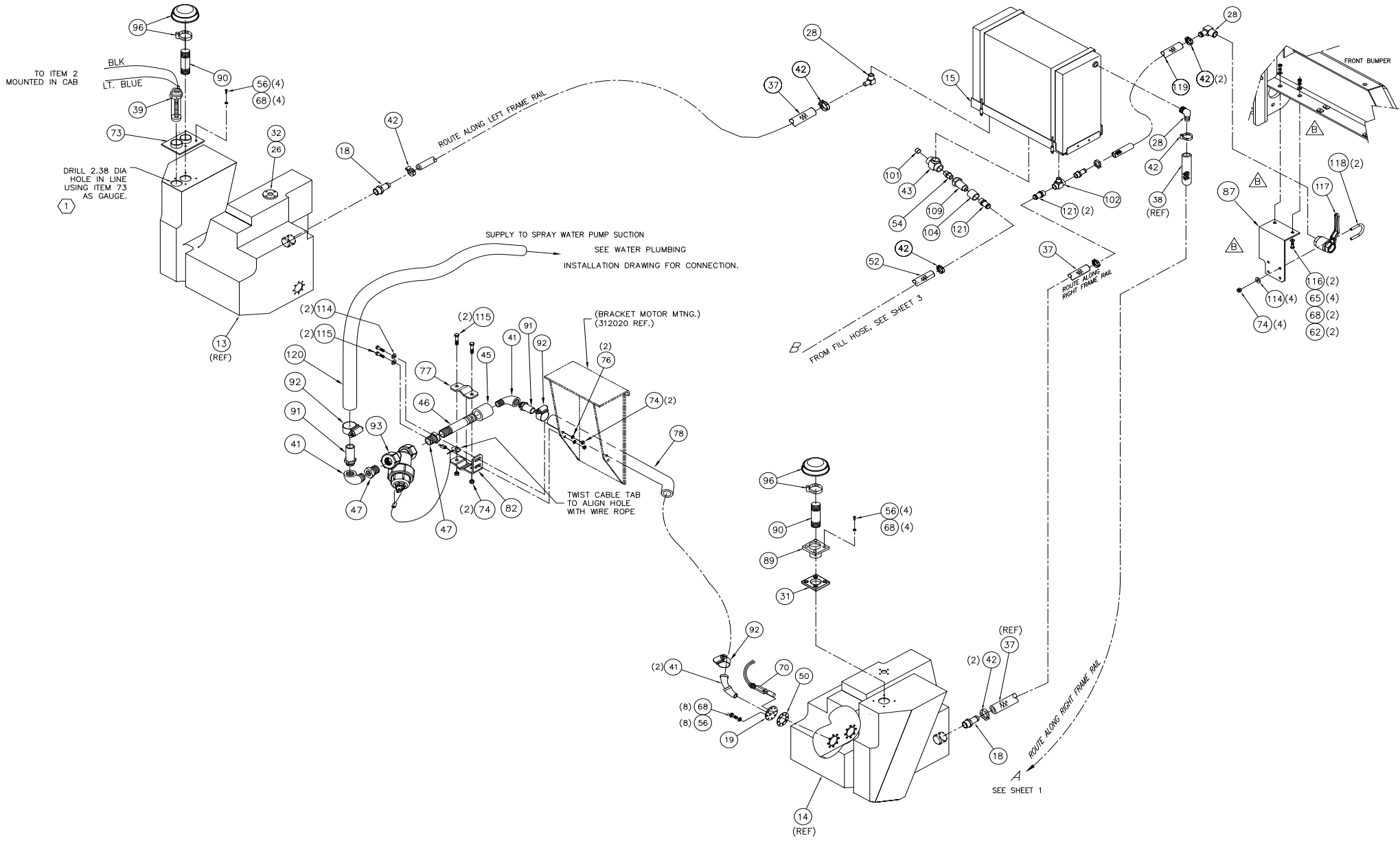
Item Pt No.	Description	Qty
- 324183	<b>Water Plumping Assembly 3C</b>	<b>REF</b>
1	322707 Brkt. Wldmt Water Pump Mount	1
2	313915 Pump, Diaphragm, Elec., 12V	2
-	395299 Valve Kit	-
-	395300 Diaphram	-
3	314000 Elbow, 90 Deg, 1/2 Npsmx3/4 Hose	4
4	322810 Pressure Relief Valve 0-300Psi	1
5	308678 Ftg-90 Deg,3/8 P X 1/2 Hose	1
6	315138 Hose Ftg-Push-On 3/4H X 1/2Mp	3
7	034048 Fitt,Tee, Fnpt-08(Ø1/2") Galv	2
8	030256 Nipple- Close 1/2 Galv	1
9	322032 Tee, Nylon 3/4 Hose	1
10	040774 Clamp,Gear Ø11/16@1-1/4",Hs-12	8
11	893522004 Hose 3/4"ld X 4-1/2"Lg, 1 Braid	2
12	893522003 Hose 3/4 Id X 3-1/8"Lg, 1 Braid	2
13	031423 Bushing - Red 1/2X3/8 Blk Pipe	1
14	322705 Cover Weldment, Water Pumps	1
15	350859 Circuit Breaker - 30 Amp	1
16	353107 Relay, 65 Amp, Plastic Coated (N)	2
17	036860 Nut, Keps #10-24 (Zp)	2
18	900135 Washer, Flat #10 Uss (Gr5 Yz)	4
19	036859 Scr, Pan Hd Slot #10-24X3/4" (Zp)	2
20	033145 Bolt, Hex Hd 1/4"-20X3/4" (Gr.8Yz)	2
21	609606 Washer, Flat 1/4" Sae (Gr.8Yz)	-
22	900105 Nut, Keps 1/4"-20 (Zp)	2
23	305121 Nut, Lock Nylon #10-24 (Gr.8Zp)	4
24	354385 Wire Assy Line 36	-
25	324578 Wire Assy Line-46	-
26	352449 Term., Ring 12-10Ga Stud Ø1/4"	1
27	309105 Cable Tie,14.75 Lg, Heavy Duty	5
28	896676 Rubber Coating Dip, Blue Guard	-
29	354388 Decal - "Water Pump Cb 32"	1
30	354387 Wire Assy Line 206	-
31	354461 Wire Assy "Water Spray Gnd"	-
32	650008 Switch-Toggle	1
33	325073 Harness "P6-Rear"	-
34	300731 Jumper Bar	1
35	325423 Decal-"Water Pump Manual Purge"	1
36	325254 Wire Assy "Water Pump Purge"	-
39	324556 Wire Assy Line - 34	-
40	324557 Wire Assy Line - 34	-
41	324558 Wire Assy Line - Gw	-
42	324560 Decal-"Water Pump" Contac. Loc.	1
43	324561 Decal-"Water Pump" Contac. Loc.	1
44	325145 Harness "P6-Rear" M3C/Mcab	-



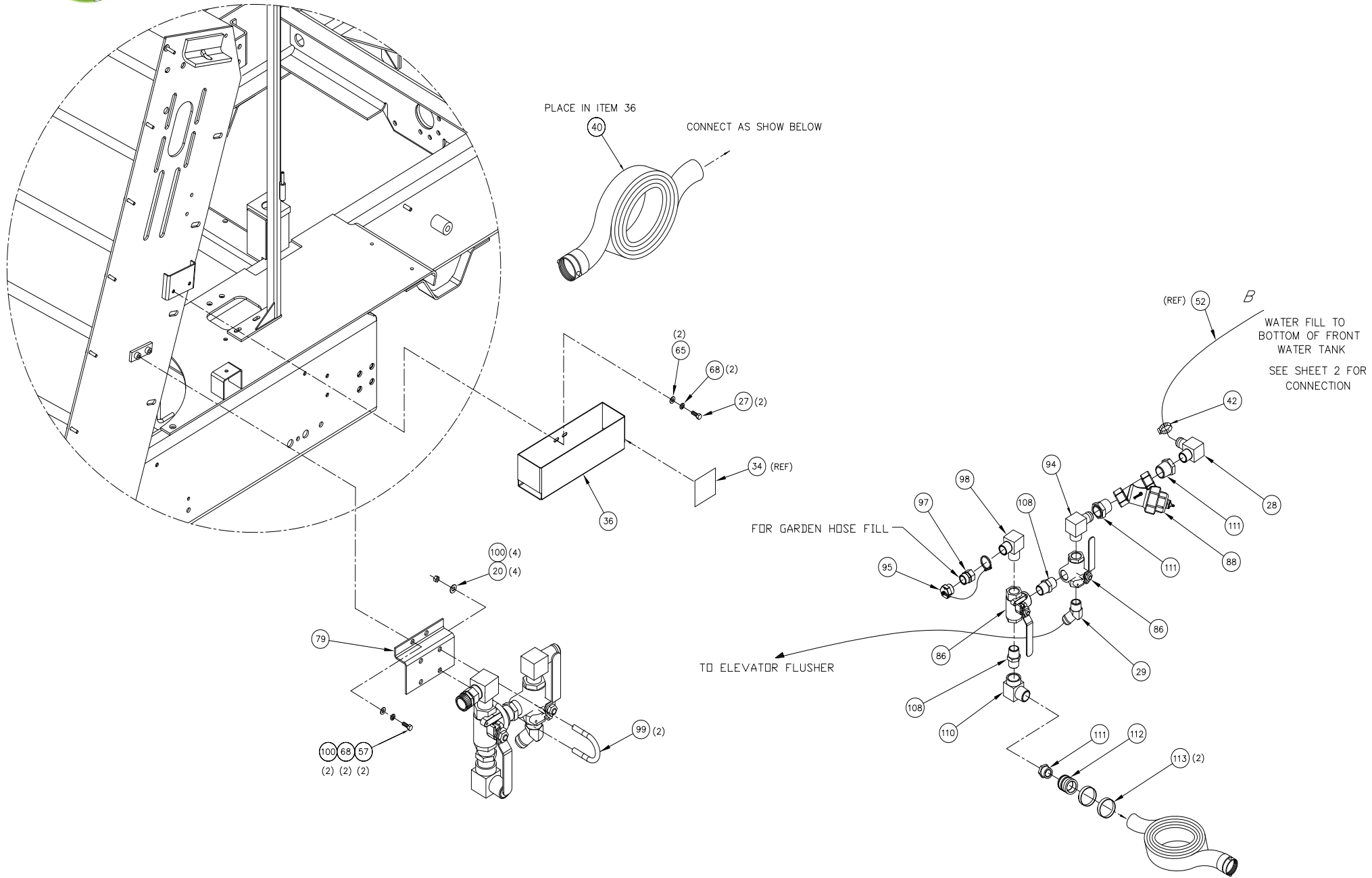
1 REWORK ITEM 13 BY DRILLING 2.38 DIA. HOLE. SEAL WITH BLACK RTV SILICONE BETWEEN ITEM 73 AND TANK.

NOTES, UNLESS OTHERWISE SPECIFIED;

# WATER TANK





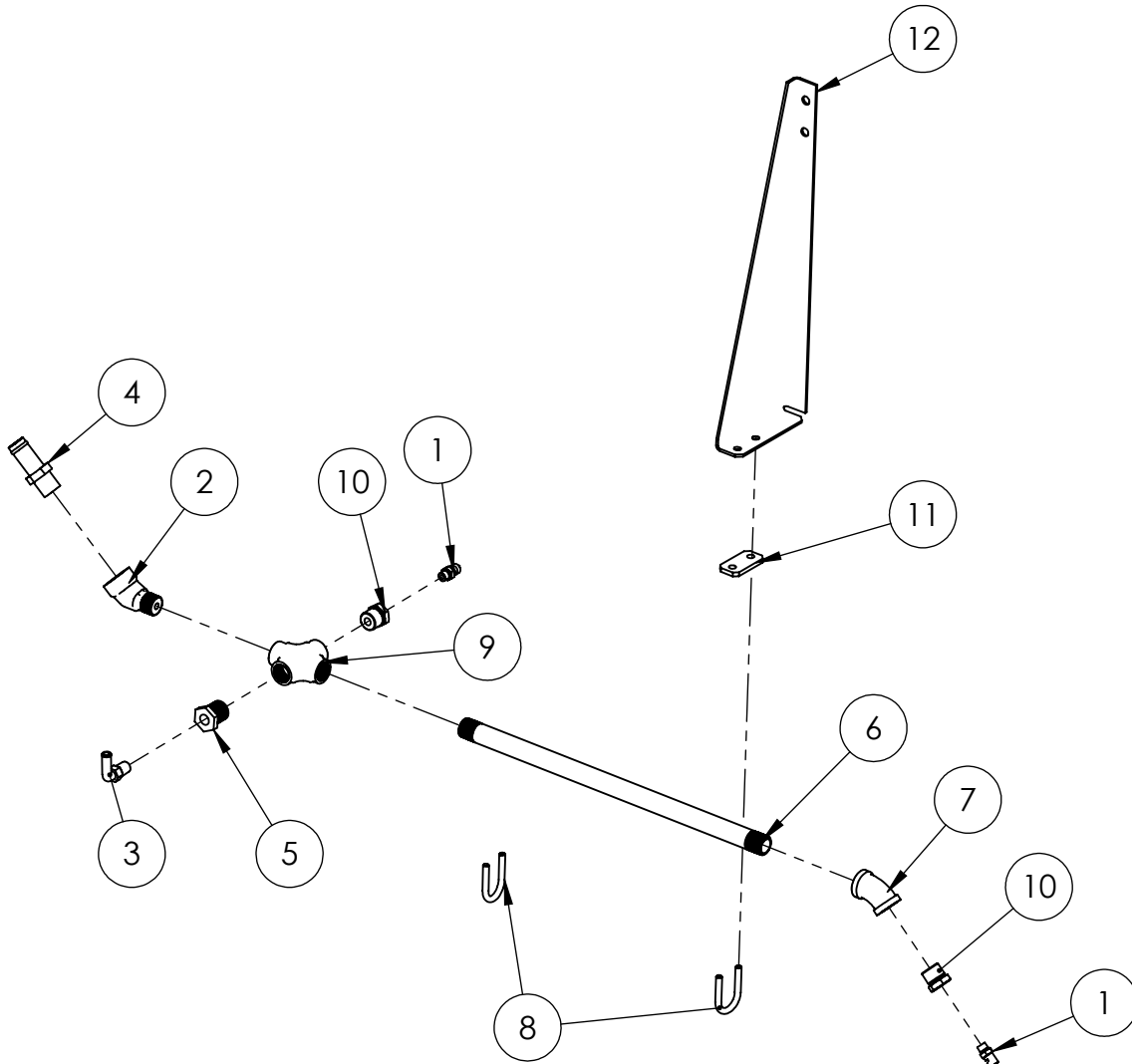


ITEM #	PART #	DESCRIPTION	QTY
REF	<b>327780 WATER TANK INSTALLATION</b>		REF
1	330370	COVER PLATE EXTENDED WLDMT	1
2	302189	GUAGE WATER LEVEL	1
3	352607	SIDE PANEL WLDMT- RH	1
4	352608	SIDE PANEL WLDMT- LH	1
5	329748	TANK BRACKET WLDMT, RH	1
6	329747	TANK BRACKET WLDMT, LH	1
7	323105	FENDER COVER / MANIFOLDS WLDMT	1
8	331660	FENDER WLDMT (RH) COMPACT	1
9	893522057	HOSE, 3/4" ID X 57" LG	1
10	320125	EL- 90 DEG 3/4" HOSE X 3/4MPT	1
11	302876	PLUG- 1" NPT, 1/2 SQ, CNTSUNK	2
12	310252	STRAP-WATER TANK SUPPORT	2
13	329593	WATER TANK 87 GAL, LH	1
14	329594	WATER TANK 87 GAL, RH	1
15	248288	WATER TANK ASSY FRONT NY	1
16	330358	FENDER MANIFOLD MT, WLDMT LH	1
18	322018	NIPPLE, HOSE, 3/4MP-1MH	3
19	321997	OUTLET PLATE, WATER TANK	1
21	300383	OUTLET ADPT WLD	2
22	327807	LIGHT, MARKER, LED-RED 2 1/2"	
23	327109	LIGHT KIT, STOP/ TAIL/SIG-LED 4"	
24	327086	LIGHT KIT, BACKUP-LED WHITE 4"	
25	215499	REFLECTOR-RED	4
27	043561	SCR-HX HD CAP, 3/8-16X5/8	2
28	324702	ELBOW, MP-HB90-16-16	3
30	893522066	HOSE, 3/4" ID X 66" LG	1
31	307958	GASKET	2
33	896690022	HOSE 3" ID X 3-7/16" OD	1
34	326032	DECAL, WATER FILL/FLUSH	
35	891474031	HOSE, 1 ID X 31" LG	1
36	324731	FIRE HOSE BOX WLDMT	1
37	891474170	HOSE1" ID X 170" LG	2
38	891474132	HOSE RUBBER 1 ID X 132" RED	1
39	302221	SENDER WATER LEVEL	
40	049895	HYDRANT HOSE 25'	1
41	030087	ELBOW- 3/4 90 DEG.	2
42	215108	CLAMP HOSE #15 13/16 - 1 1/2"	12
43	055945	TEE, FP-FP-FP-12	1
44	323087	PLATE WELDMENT	1
45	030108	COUPLING- PIPE 3/4" GALV	1
46	030101	NIPPLE PIPE 3/4 X 3 GALV	1
47	032984	BUSHING- PIPE MP-FP-16-12	2
48	601451	GROMMET AN931-A12-17	2
49	600944	CLAMP HOSE #56 3- 4	2
50	300556	GASKET	3
51	501838	CLAMP LOOP G 21	2
52	891474060	HOSE 1" ID X 60"	1
53	033150	SCR- HX HD PLTD 1/2-13 X 1 1/4"	8
54	324890	FITTING MP-MP-16-12	1
55	034423	SCR- HX HD, 3/8- 16X1 GR8	25
56	039809	SCR-HX HD, PLTD, 3/8- 16X7/8 GR8	41
57	033147	SCR- HX HD PLTD 3/8-16 X 3/4	14
58	040337	SCR- HX HD, 3/8-16X1/2	2
59	033145	SCR- HX HD PLTD 1/4-20X3/4 GR8	10
60	099335	SCR-PAN HD, PHL, PLTD, 10-24X 1/2	8
61	030596	NUT-PLATED, 1/2-13	4
62	030599	NUT-PLATED, 3/8-16 GR8	10
63	030703	NUT HEX 1/4-20 UNC	2

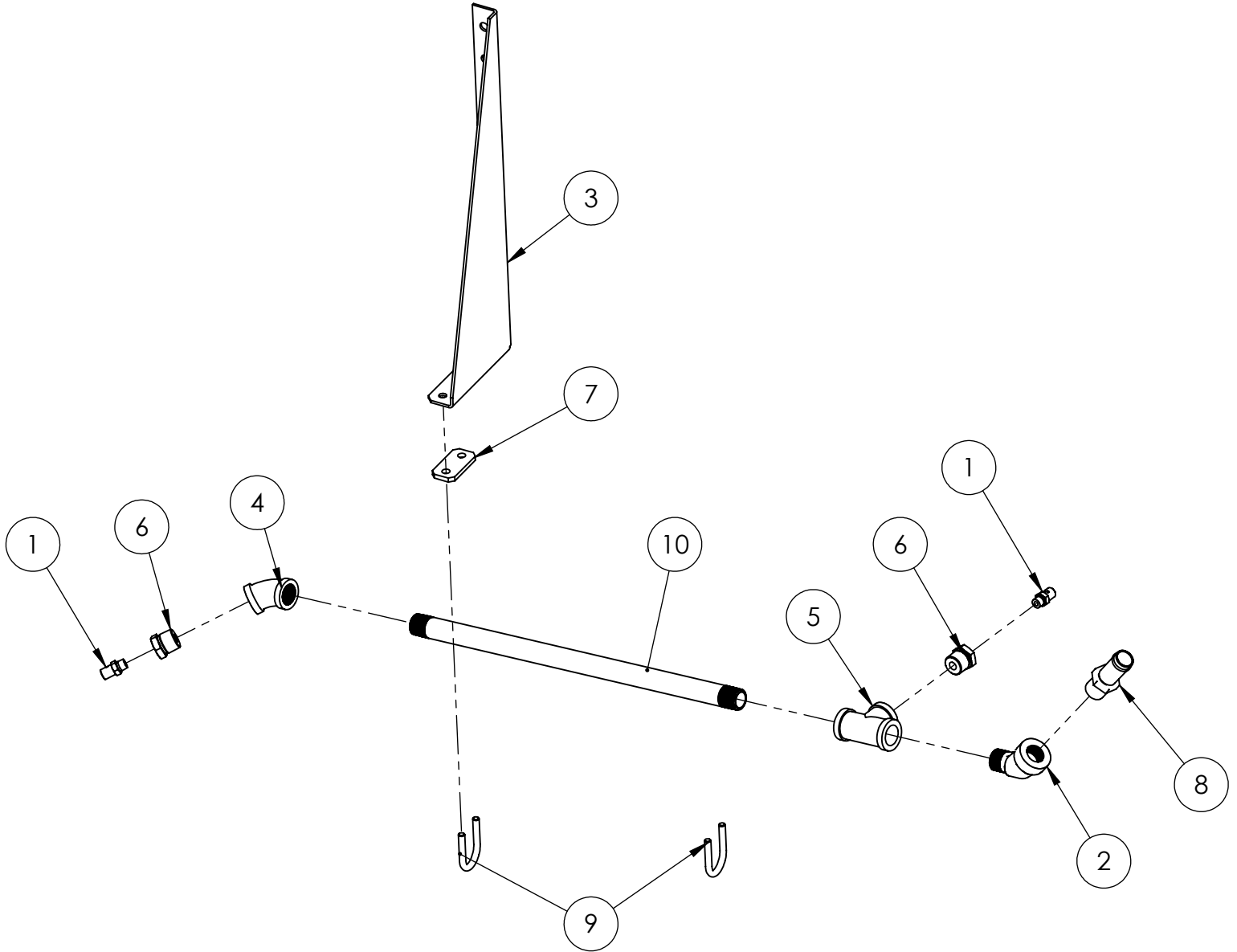
64	023687 WASHER FLAT SAE PLATED 1/2 GR8	16
65	038266 WASHER FLAT SAE PLATED 3/8	57
66	035605 WASHER FLAT USS PLTD 1/4 GR8	7
67	030592 WASHER LOC, SPLT PLTD 1/2 GR8	12
68	030605 WASHER LOC, SPLT PLTD 3/8 GR8	50
69	030643 WASHER LOC SPLT PLTD 1/4 GR8	12
70	322069 FLOAT SENSOR ASSEMBLY	1
71	329602CT TANK SUPPORT WELDMT RWK RH	1
72	329601CT TANK SUPPORT WLDMT LH	1
73	324719 COVER PLATE WLDMT, TANDEM	
74	023559 NUT- LOC NYL INSERT PL 5/16-18	6
75	030117 TEE- FP-12 GALV	1
76	030373 WASHER- LOC SPLIT PLT 5/16 GR8	2
77	351560 CLAMP PIPE	1
79	330852 WATER FILL DOUBLE VALVE FLSHER	1
80	330365 COVER, SIGHT GUAGE	1
81	030085 NIPPLE-PIPE 3/4 X 1 1/2 GALV	1
82	351559 SUPPORT PIPE	1
83	351163 RECTANGLE- BENT	1
84	040461 RED BUSH'G 3/4M X 3/8F	1
85	308678 FTG- 90 DEG, 3/8 P X 1/2 HOSE	1
87	325294 PLATE, BALL VALVE MOUNT	1
89	307940 COVER PLATE WELDMT	1
90	355220 PIPE NIPPLE PLASTIC 1- 1/2X5	2
91	053518 NIPPLE 3/4 P X 3/4 HOSE	6
92	040774 CLAMP HOSE # 12	13
93	354980 Y- STRAINER FILTER WITH LANYARD	1
94	330856 HEX HD PLUG PVC AIR BREATHER	2
96	311476 ELBOW 90 1 1/2 (PVC)	2
100	030557 WASHER FL USS YELLOW 3/8 GR8	4
101	054914 PLUG PIPE, 3/4 INT. SOC GALV	1
102	354996 TEE, FP-FP-MP-16	1
103	315080 EL- 90 DEG, 1" HOSE X 3/4 MPT	2
104	052172 COUPLING 1" PIPE GALV	1
105	891474088 HOSE RUBBER 1 ID X 88" RED	1
106	900093 CLAMP LOOP DG 12	2
112	350747 REDUCER-GALV, 2 1/2 X 1 1/2 NPT	1
114	030489 WASHER FLAT USS PLATD 5/16 GR8	6
115	023087 SCR- HX HS PLD 5/16-18 X 1 1/2	4
116	034422 SCR- HX HD, PLTD 3/8-16 X 1- 1/2	2
117	308883 VALVE, BALL 1"	1
118	325295 U BOLT 5/16 X 1- 1/2 X 2	2
119	891474038 HOSE RUBBER 1 ID X 38" RED	
120	893522031 HOSE- 3/4 ID X 31" LG	
121	052171 NIPPLE- MH-MP-16	3
122	033309 SCR-HX HD, PLTD, 3/8-16 X 3	2
123	046828 NUT-LOC, PLATED 3/8-16 GR8	

---

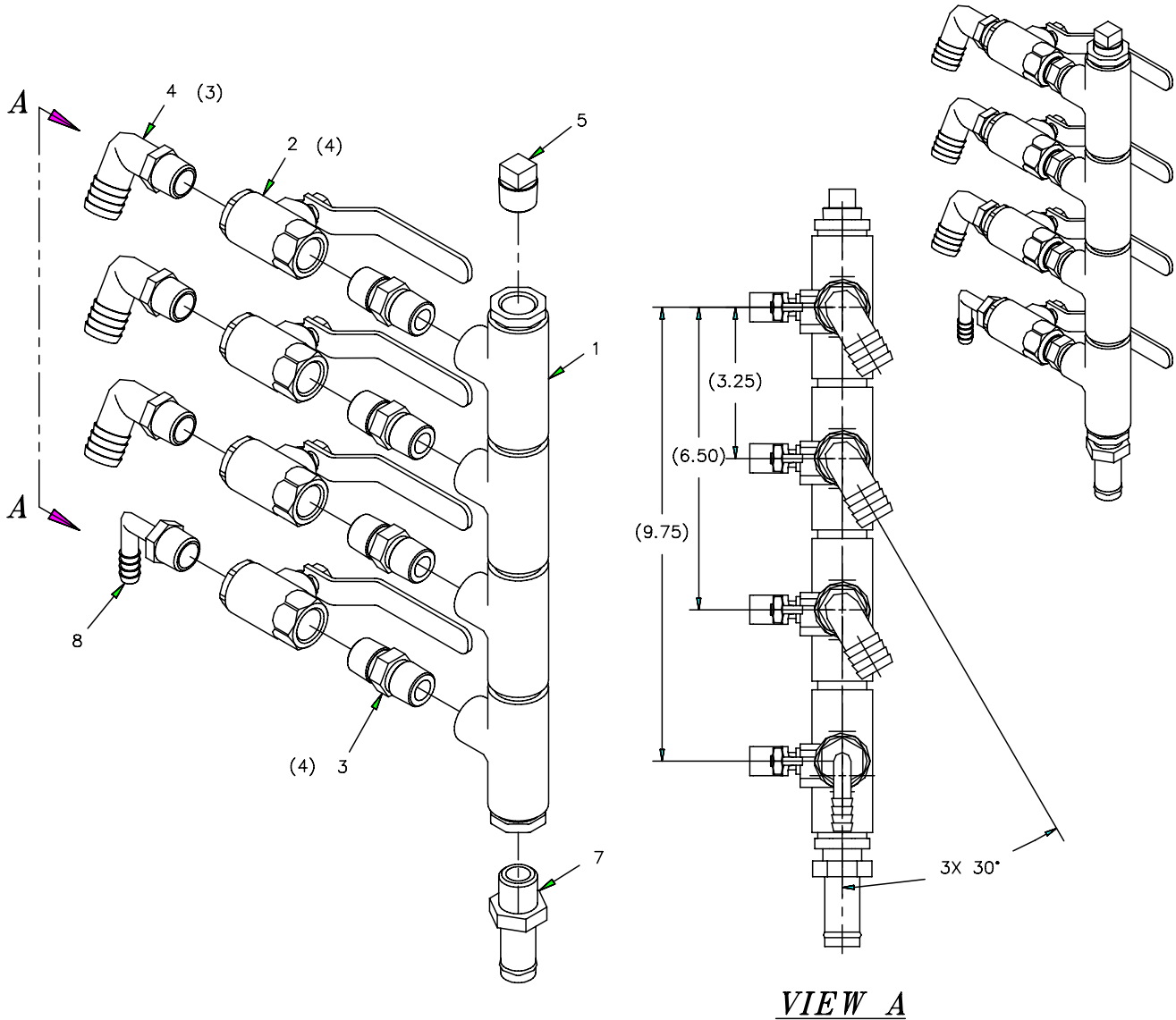
This page intentionally left blank



ITEM NO.	PART NUMBER	DESCRIPTION	QTY.
<b>REF</b>	<b>331226</b>	<b>SPRAY BAR ASSY FRNT BUMPER RH</b>	<b>REV A</b>
1	326497	NOZZLE - FLOODJET 1/8	2
2	044951	FITTING,GALVANIZED,45°,MNPT-08(1/2") X FNPT-08(1/2")	1
3	208225	FITTING,90°,MNPT-04 X 3/8" HOSE BEADED,STEEL	1
4	315138	ADAPTER,WTR,STR,-08(1/2")MPTx-12(3/4")BARB	1
5	319391	FITTING HYD, STR, MNPT-08XFNPT-04	1
6	82650	FITTING , HYD., STR, MNPT -8(1/2") x 2 x 16"Lg. NIPPLE GALV	1
7	030255	FITTING,HYD,45°,FNPT-08(1/2"),GALV.	1
8	315983	U-BOLT, 1/2" PIPE	2
9	053300	FITTING,WATER,CROSS FNPT-8 (1/2") GALV	1
10	108691	BUSHING MP-FP-8-2 GALV	2
11	E248925	SPACER, WATER JET, FRONT	1
12	E352816	ANGLE, SPRAY BAR R.H.	1



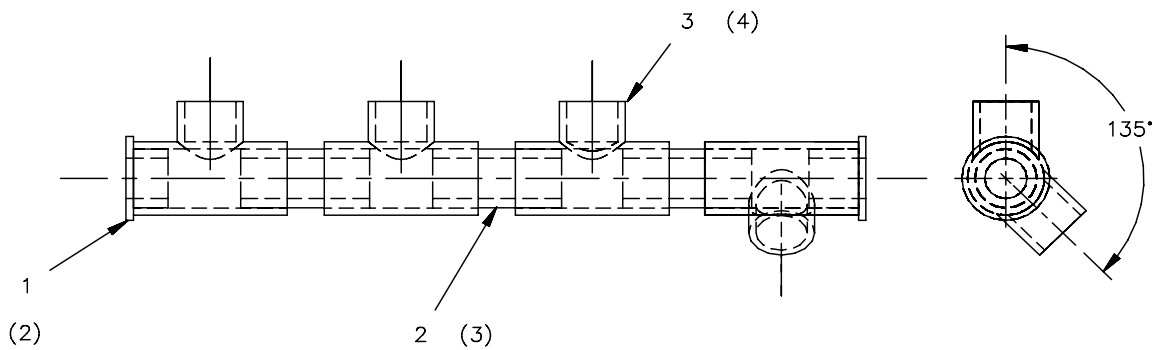
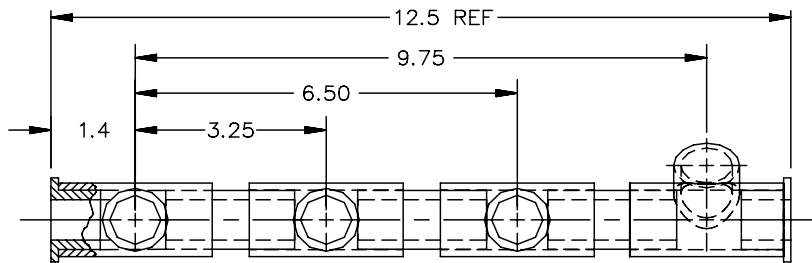
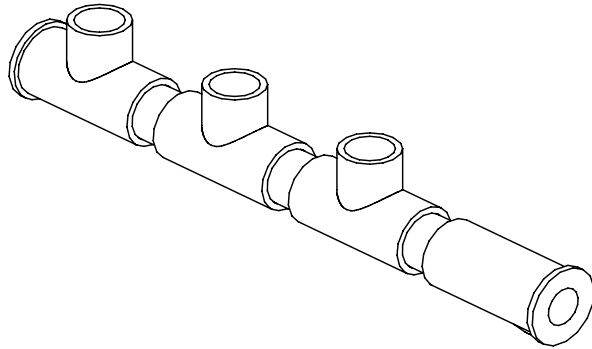
ITEM NO.	PART NUMBER	DESCRIPTION	QTY.
<b>REF</b>	<b>331229</b>	<b>SPRAY BAR ASSY FRNT BUMPER LH</b>	<b>REV A</b>
1	326497	NOZZLE - FLOODJET 1/8	2
2	044951	FITTING,GALVANIZED,45°,MNPT-08(1/2") X FNPT-08(1/2")	1
3	E352817	ANGLE SPRAY BAR LH	1
4	030255	FITTING,HYD,45°,FNPT-08(1/2"),GALV.	1
5	034048	FITTING,HYD,TEE,FNPT-08,GALV.	1
6	108691	BUSHING MP-FP-8-2 GALV	2
7	E248925	SPACER, WATER JET, FRONT	1
8	315138	ADAPTER,WTR,STR,-08(1/2")MPTx-12(3/4")BARB	1
9	315983	U-BOLT, 1/2" PIPE	2
10	82650	FITTING , HYD., STR, MNPT -8(1/2") x 2 x 16"Lg. NIPPLE GALV	1



Item	Pt No.	Description	Qty
-	<b>324907</b>	<b>Water Valve Manifold Inst.</b>	<b>B Ref</b>
1	319663	Water Valve Manifold Assy.	1
2	204325	Valve Ball 1/2	4
3	034617	Pipe Nipple, Mp-mp-8	4
4	319662	EI 1/2mpt X 3/4 Hose Barb(Nyl)	3
5	030131	Plug Mp-8, Galv Pipe	1

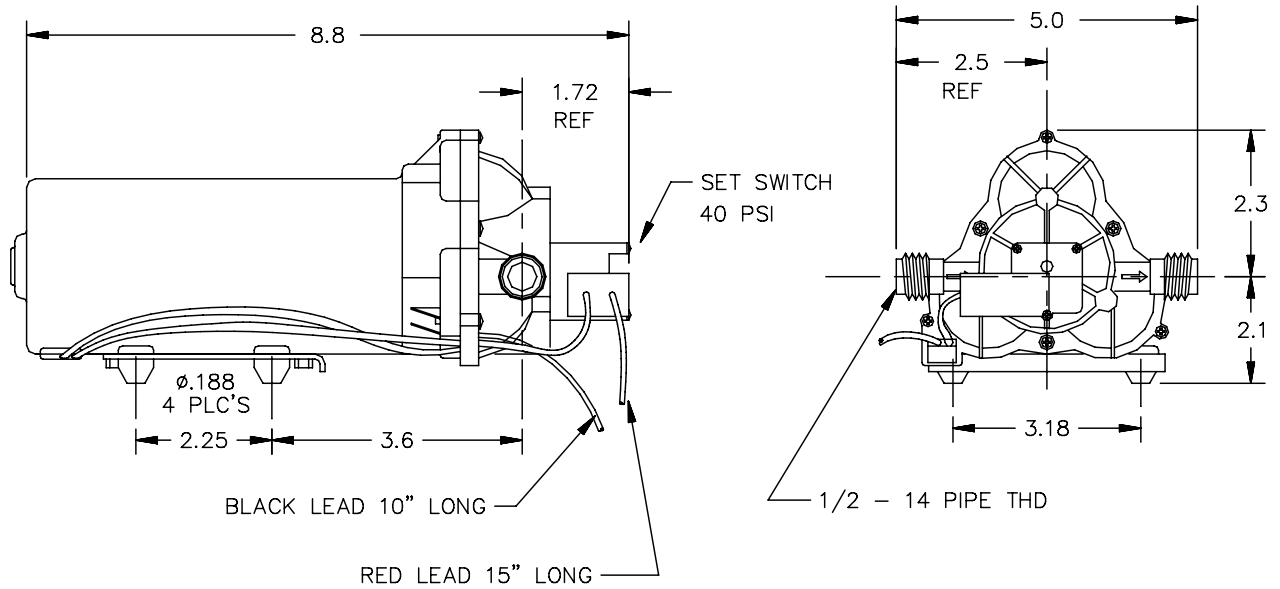
Item	Pt No.	Description	Qty
6	896365	Sealant-pipe Thd	1.00000 0
7	315138	Hose Ftg-push-on 3/4h X 1/2mp	1
8	324910	Elbow, Nylon 1/2mpt X 3/8 Hose	1





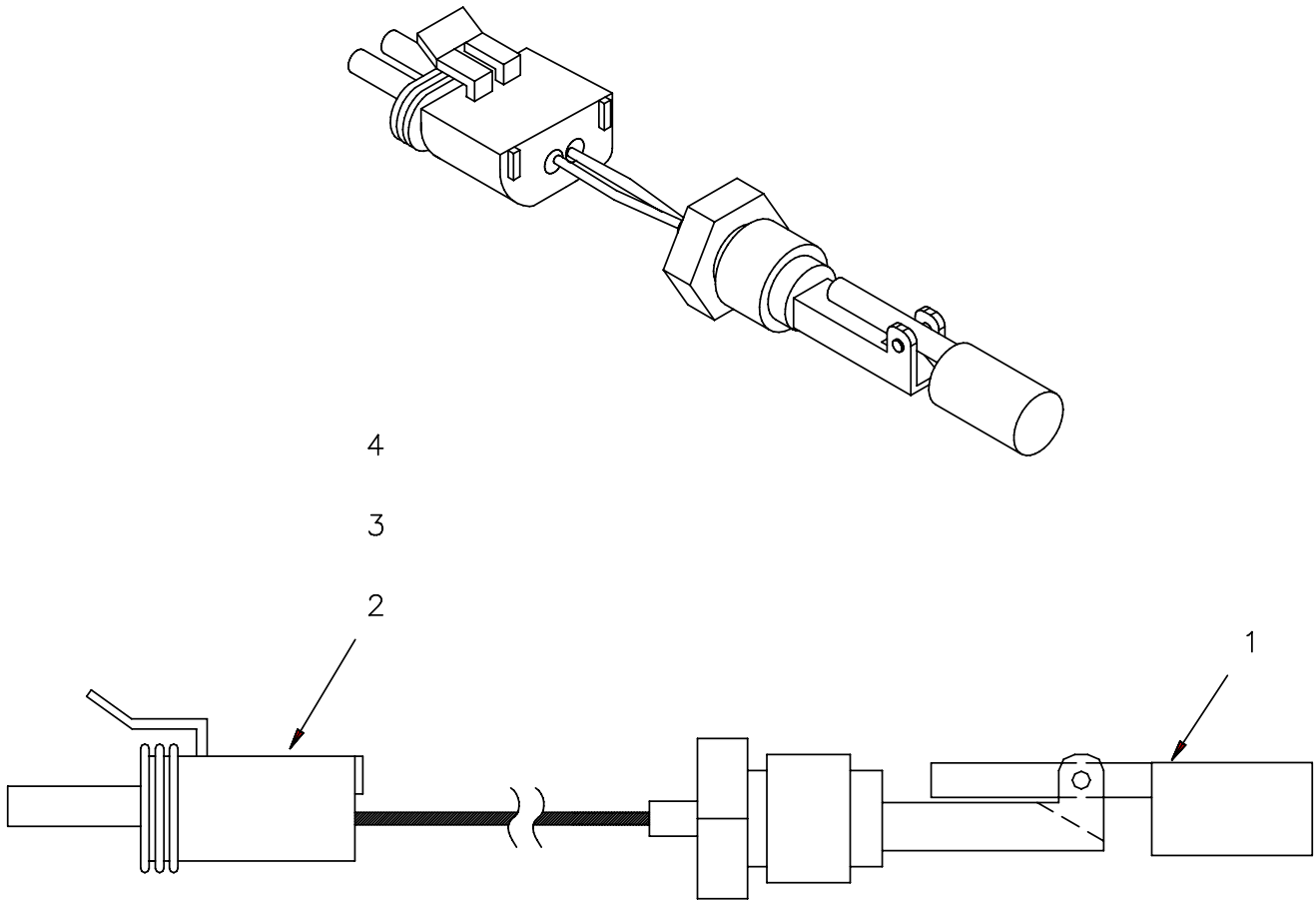
Item	Pt No.	Description	Qty	Item	Pt No.	Description	Qty
-	319663	Water Valve Manifold Assy.	C Ref	4	896771	Primer-pvc, Low Voc	0
1	314783	Red. Bush, 3/4 Spg X 1/2 Npt	2	5	896772	Cement-pvc, Low Voc	0
2	314785	Nipple-pvc, 3/4 X 2.2 Lg	3				
3	314784	Tee, Pvc, 3/4 X 3/4 X 1/2 Npt	4				





ALL DIM'S REF

Item	Pt No.	Description	Qty
-	313915	Water Pump Assy	A Ref
	395299	Valve Kit	0



Item Pt No.	Description	Qty	Item Pt No.	Description	Qty
- 322069	Float Sensor Assembly	F REF			
1	319613	Float Switch	1		
2	353110	Conn-Tower Half (Jc)	1		
3	353111	Contact, Socket 18-20Ga	2		
4	315686	Seal, Seal Gray 16-12 Ga	2		
5	896749	Slit Flex Tube .25 (Eft)	-		

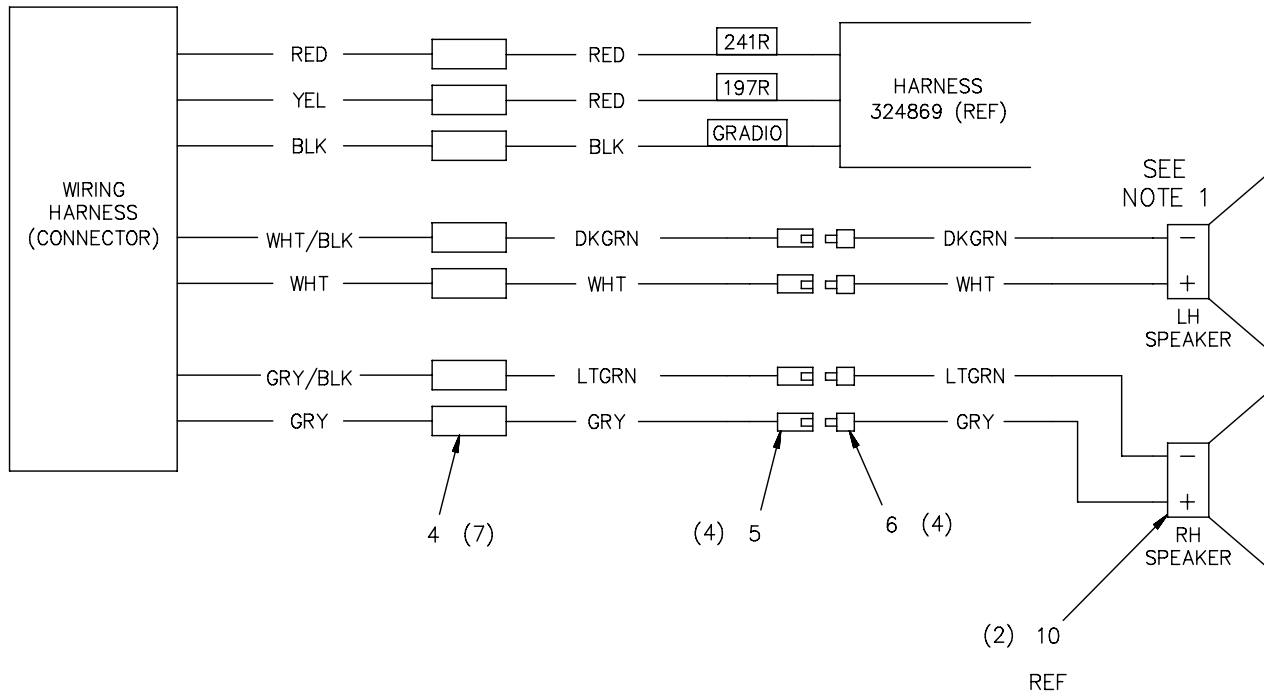
This page intentionally left blank

# CHAPTER 9

## Options

	<b>Page</b>
Radio Installation	9-3
Speedometer Installation	9-8
Tachometer Installation	9-9
Water Level Gauge	9-10
Hopper Load Sensor	9-11
Hopper Access Door Assembly	9-14
Hopper Inspection Step Installation	9-16
Hopper Flusher Installation	9-17
Elevator & Hopper Flusher	9-21
Gutter Broom Tilt LH	9-25
Gutter Broom Tilt RH	9-29
Gutter Broom Speed Control	9-32
Auxiliary Hydraulic Installation - Heavy Sweep	9-36
Hydraulic Tank - Heavy Sweep	9-45
Triple Gear Pump Assembly	9-48
Manifold - Pickup Broom	9-51
Actuated Leaf Gate Installation	9-54
Arrow Stick (Halogen) Installation	9-66
Arrow Stick (Halogen) Assembly	9-68
Arrow Stick 3035H Halogen Installation	9-69
Autolube System Installation	9-71
Fan - Cab	9-76
Floodlight Rear Dual	9-77
Transmission Temperature Gauge	9-78
LED Beacon Rear Dual	9-79
Hopper Mounted Strobe	9-80
Beacon Light Installation	9-81
High speed hopper lift	9-83
Options List	9-85

This page intentionally left blank

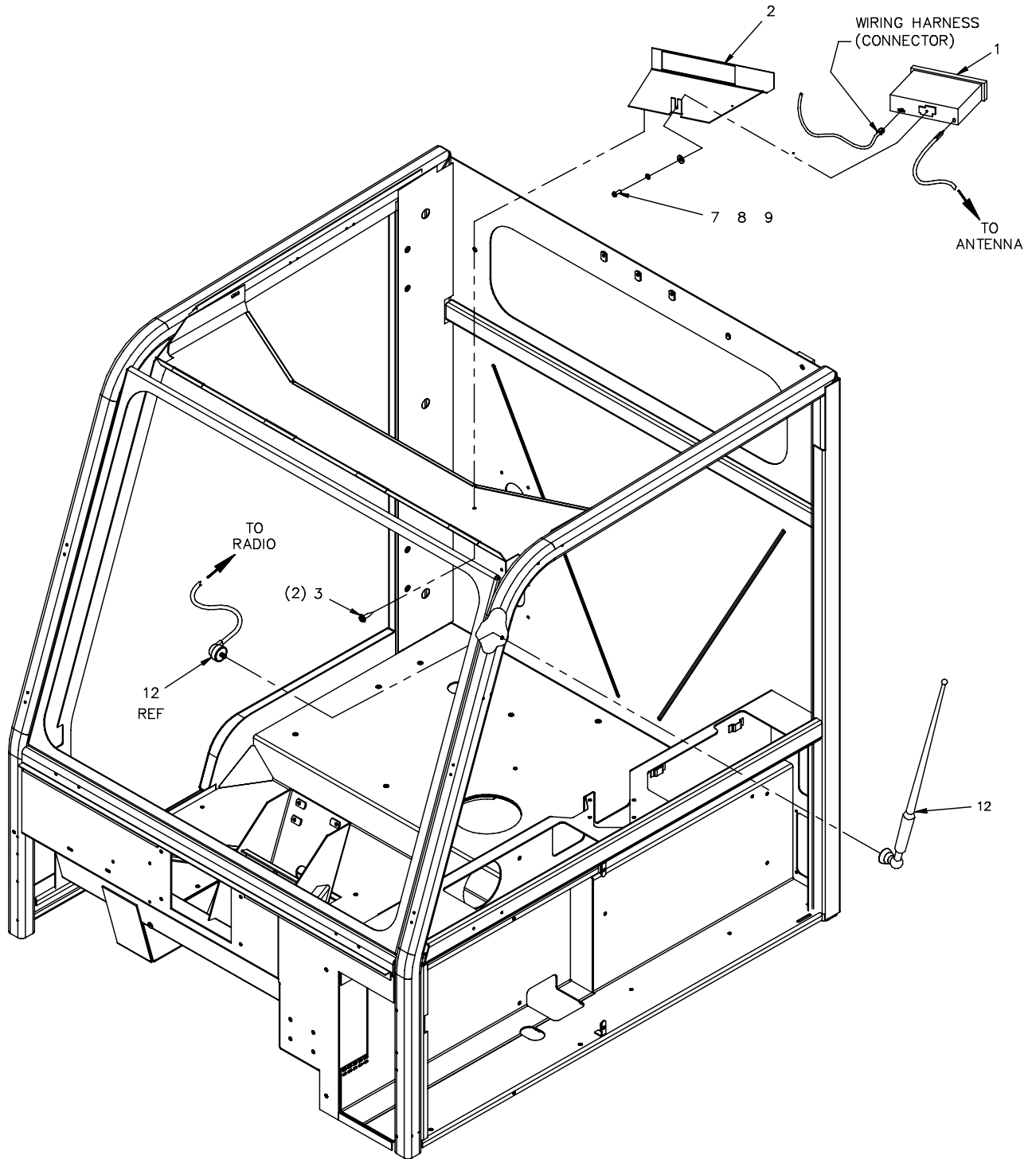


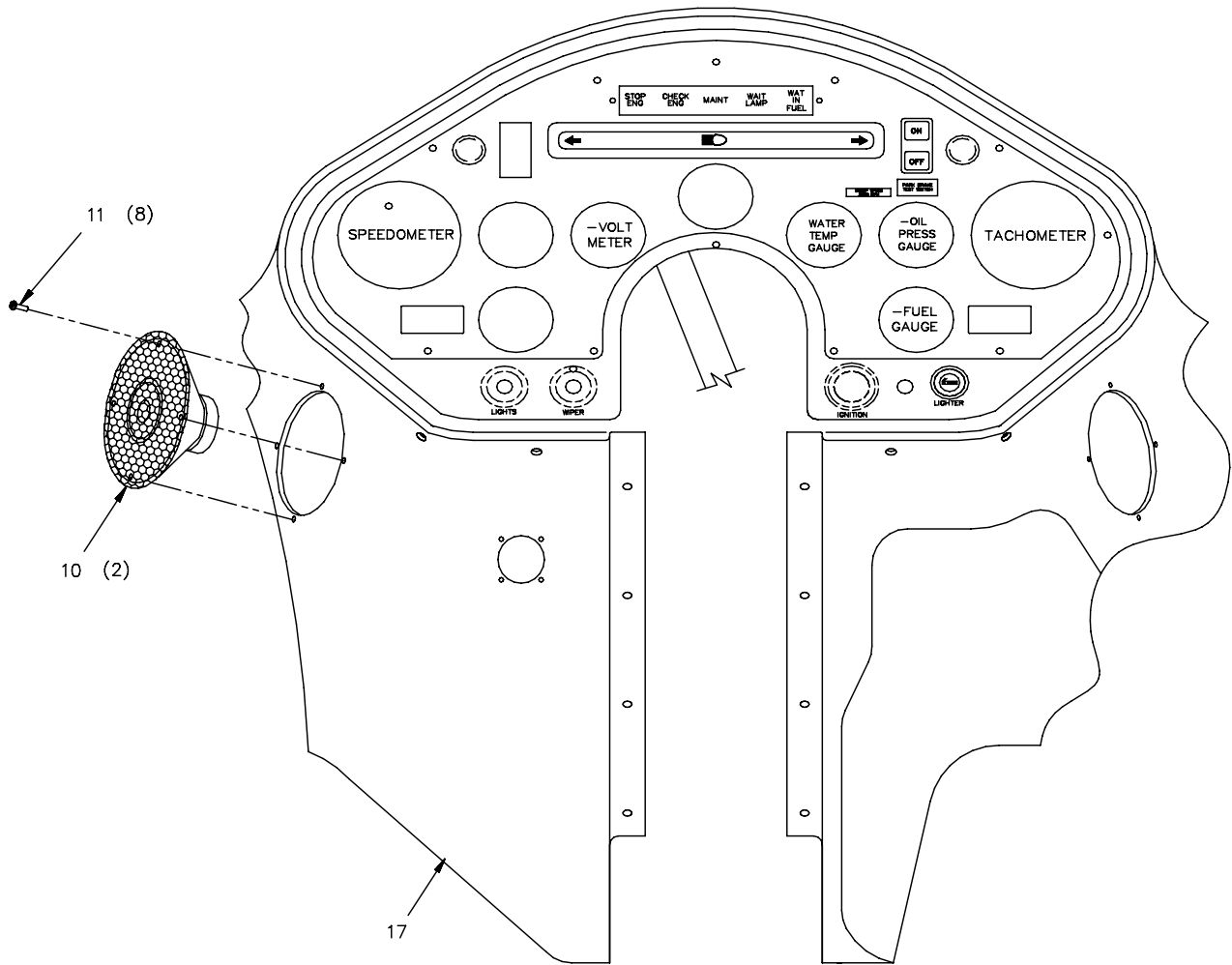
## CUT AND ASSEMBLY SHEET

AWG	COLOR	LINE #	LABEL	LNG	FROM	TO	STOCK #	TERM-1		TERM-2	
								JSC P/N	COD	JSC P/N	COD
18	DGRN		LFTSPK	90	RD (WHT/BLK)	SPK CONNECT	896871	352447		352456	NU
18	DGRN		LFTSPK	12	LF SPK (-)	SPK CONNECT	896871	SEE NOTE 1		352445	NJ
18	WHT		LFTSPK	90	RADIO (WHT)	SPK CONNECT	896867	352447		352456	NU
18	WHT		LFTSPK	12	LF SPK (+)	SPK CONNECT	896867	SEE NOTE 1		352445	NJ
18	LGRN		RTSPK	90	RD (GRY/BLK)	SPK CONNECT	896870	352447		352456	NU
18	LGRN		RTSPK	12	RT SPK (-)	SPK CONNECT	896870	SEE NOTE 1		352445	NJ
18	GRY		RTTSPK	90	SEE UP	SPK CONNECT	896868	352447		352456	NU
18	GRY		RTSPK	12	SEE UP	SPK CONNECT	896868	SEE NOTE 1		352445	NJ

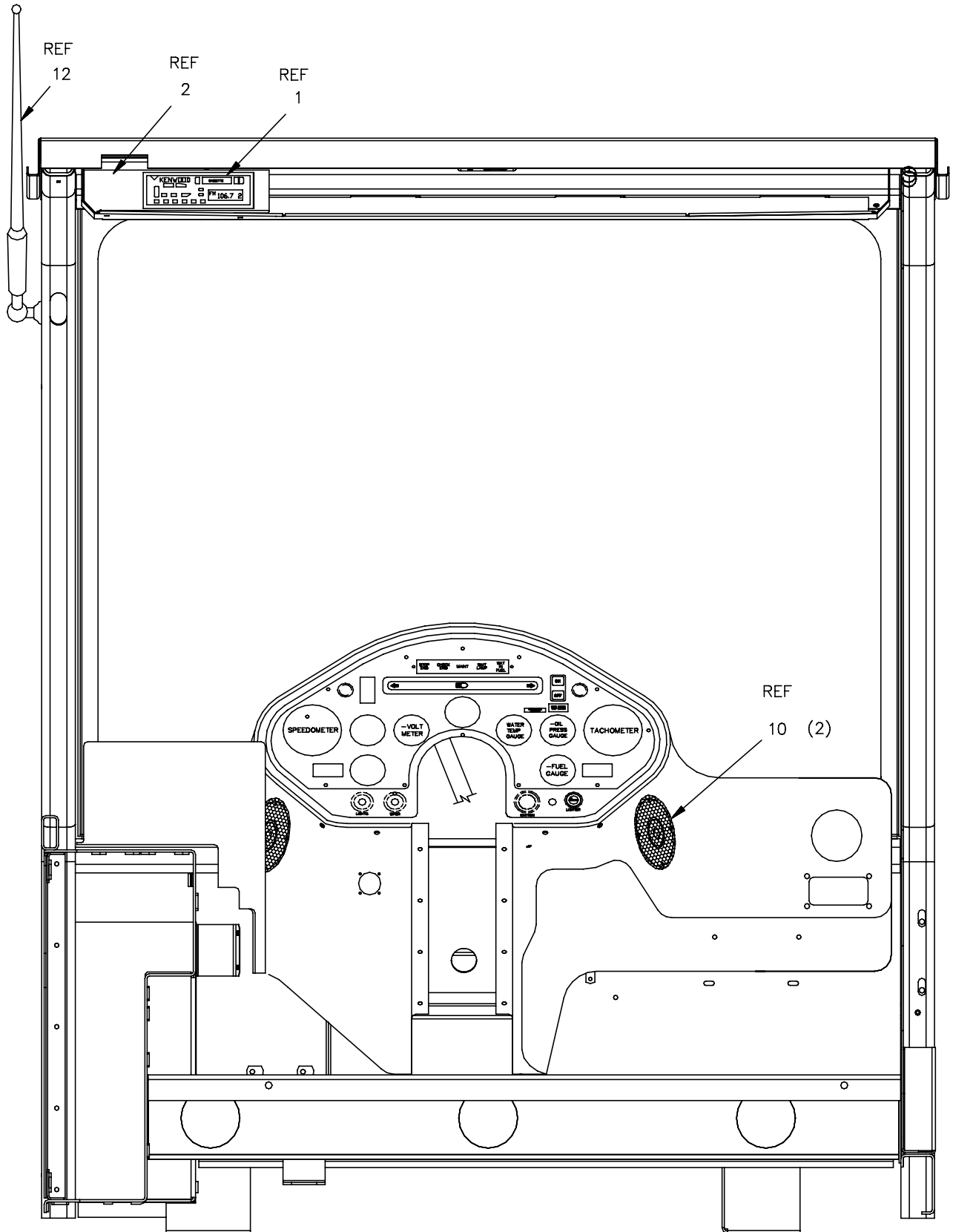
1. SOLDER WIRES TO THE SPEAKER.


NOTES:

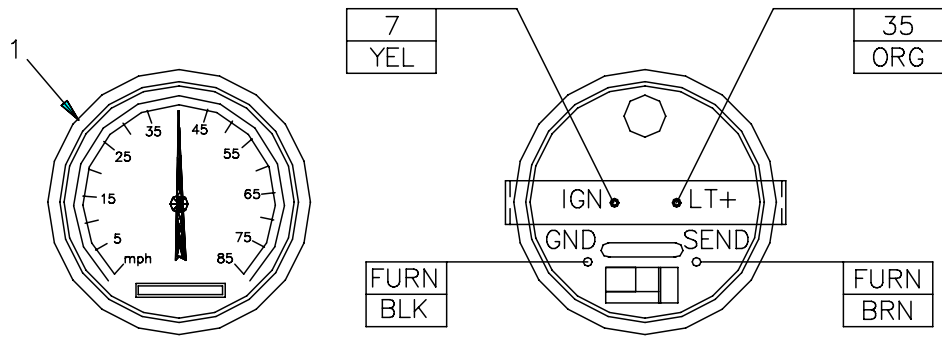








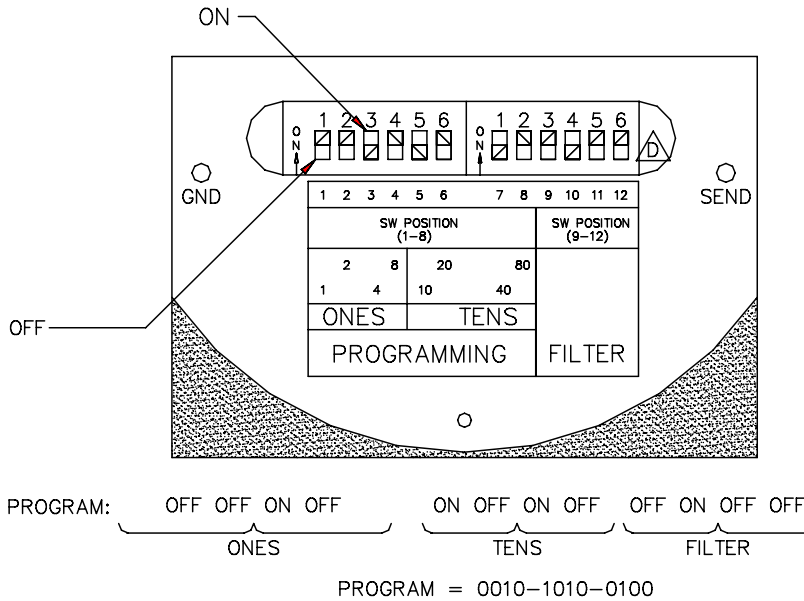
Item	Pt No.	Description	Qty	Item	Pt No.	Description	Qty
-	<b>325256</b>	<b>Radio Installation</b>	<b>B Ref</b>	13	896871	Wire 18 Ga Green	102
1	375103	Radio Am/Fm/Cd Player	1	14	896867	Wire 18 Ga White	102
2	325127	Bracket, Radio	1	15	896870	Wire 18 Ga Light Green	102
3	325138	Scr Typ A #10x1/2 Ovl W/Cs Was	2	16	896868	Wire 18 Ga Gray	102
4	352447	Permaseal Term, Butt 22-18 Ga	7	17	353605	Dashboard, Cab	1
5	352456	Permaseal Trm, Bullet, 16-14(Nu)	4				
6	352445	Permaseal Term(W/D)Bullet (Nj)	4				
							
7	023639	Scr- Pn Hd Sltd Pld 8-32 X 1/2	1				
8	035604	Washer Lock Split #10 Plated	1				
9	036645	Washer Flat Sae Plated #10	1				
10	324991	Speaker, Radio - 4" Dual Cone	2				
11	611474	Scr-pan Phil Teks #6 X 1/2	8				
12	315313	Antenna	1				



TIRE TYPE: G159  
 TIRE SIZE: 9R22.5  
 TIRE RADIUS (LOADED)= 18.0  
 REV/MILE= 541  
 NO. OF SLOTS= 100  
 MAX SPEED= 85 MPH

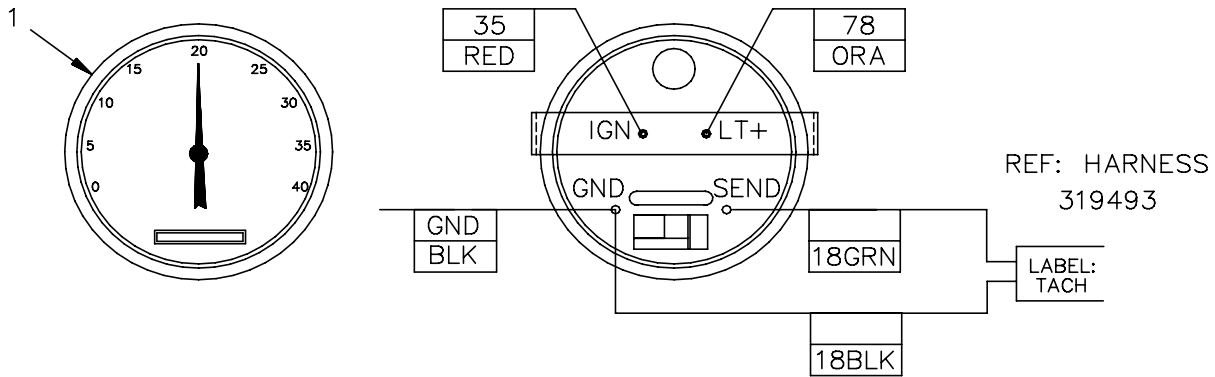
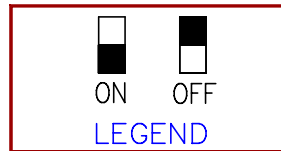
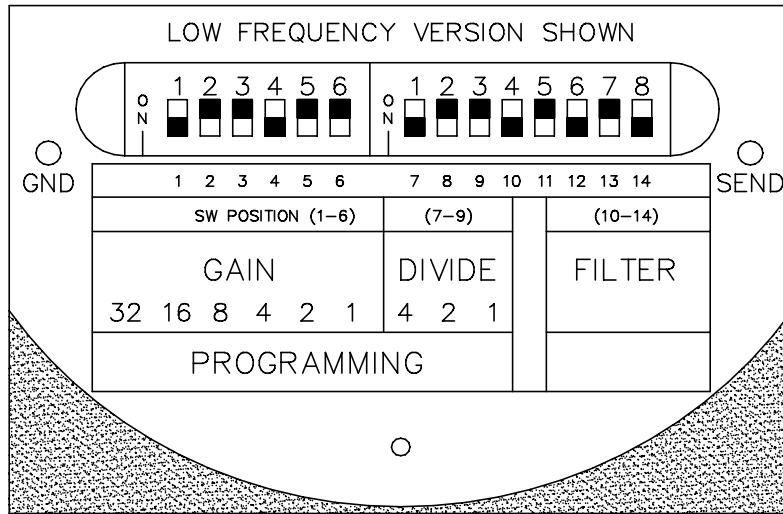
REF: 324433 WIRE ASSY.

$$\frac{541 \times 100 \times .0236}{23.61} = \frac{1277 \text{ F.S.F. (Hz)}}{23.61} = \text{DIVIDE \#54}$$



Item	Pt No.	Description	Qty
-	324233	Speedometer Prog 0-85 MPH	D Ref
1	309577	Speedo, 0-85 Mph	1





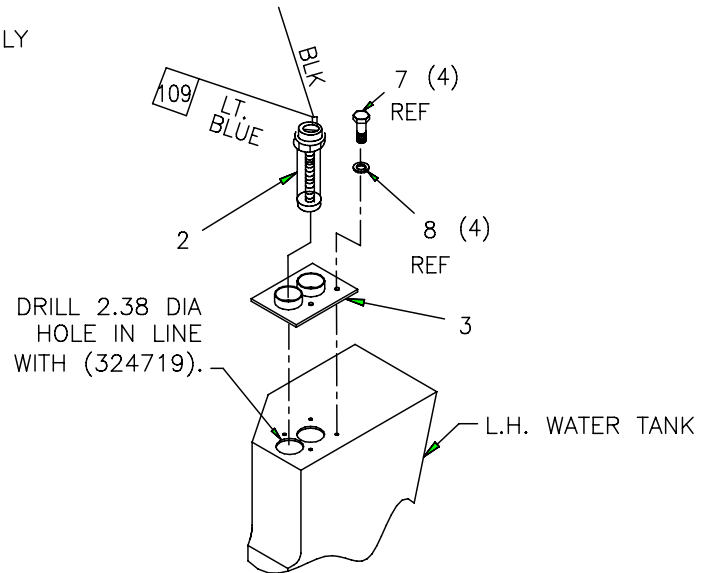
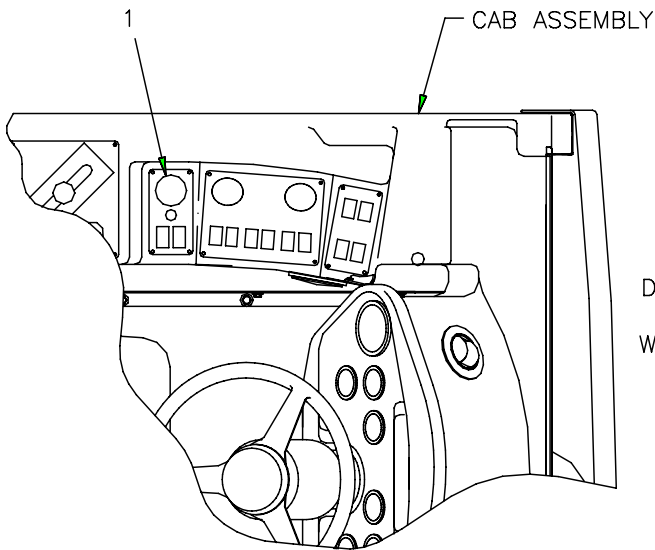
5. PROGRAM FOR ALL CUMMINS DIESEL ENGINE, TACHOMETER DRIVEN BY ENGINE ECM

PROGRAM: ON OFF OFF ON OFF OFF    ON OFF OFF ON    OFF ON OFF ON

GAIN
DIVIDE
FILTER

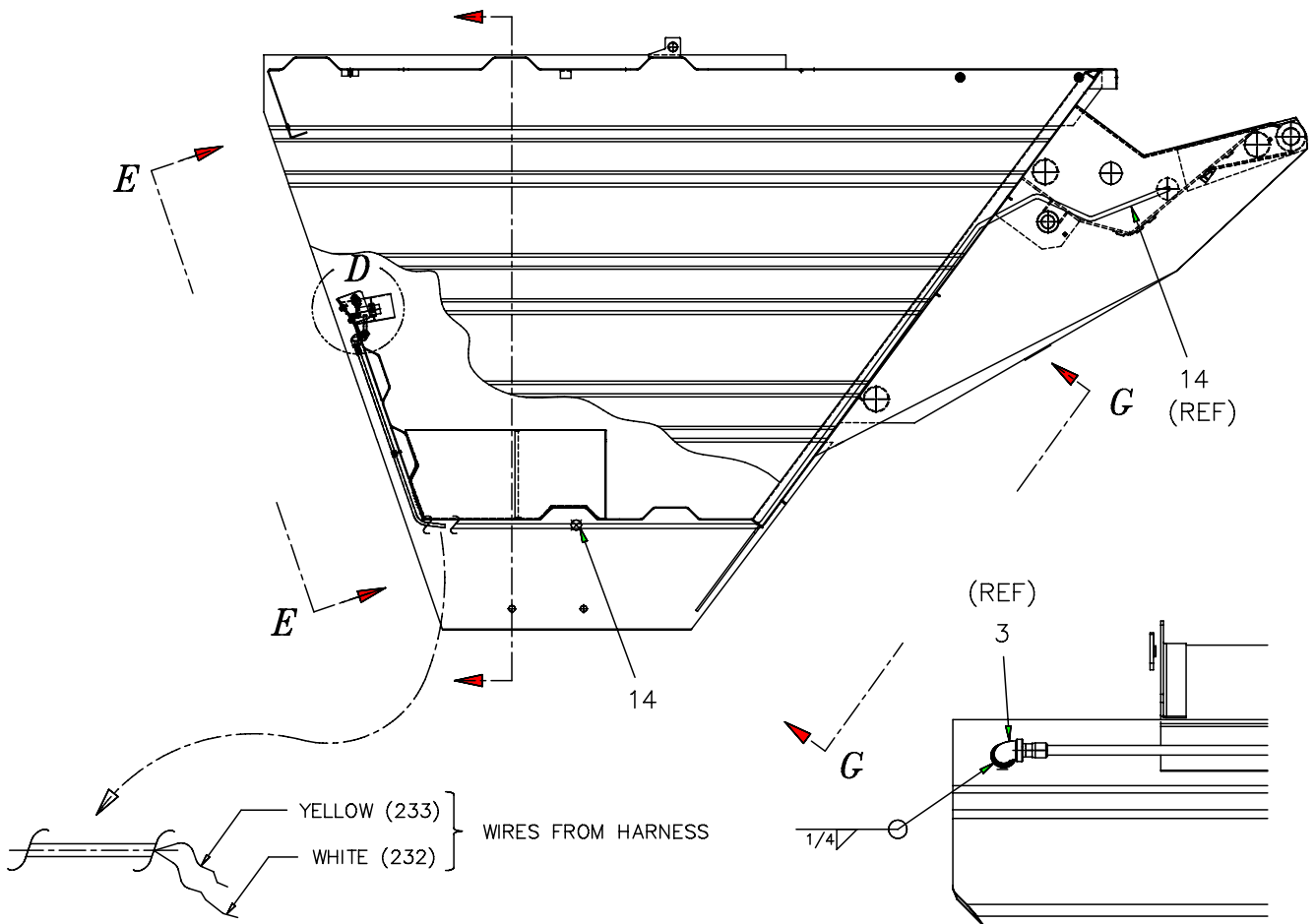
PROGRAM = 100100, 1001, 0101

Item Pt No.	Description	Qty
- 320280	Tachometer - Programmable C REF	
1 311702	Tachometer - 4k RPM Alt	1

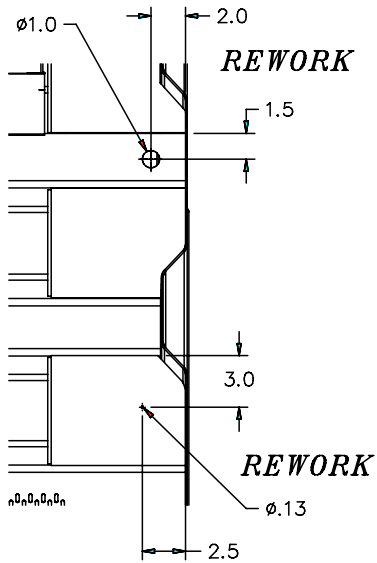


Item	Pt No.	Description	Qty
-	<b>322079</b>	<b>Water Level Gauge Option</b>	<b>D Ref</b>
1	302189	Gauge Water Level	1
2	302221	Sender Water Level	1
3	324719	Cover Plate Wldmt, Tandem	1
7	039809	Scr-hx Hd,Pltd,3/8-16x7/8 Gr8	0
8	030605	Washer- Loc,Split,Pltd,3/8 Gr8	0
9	307958	Gasket	0

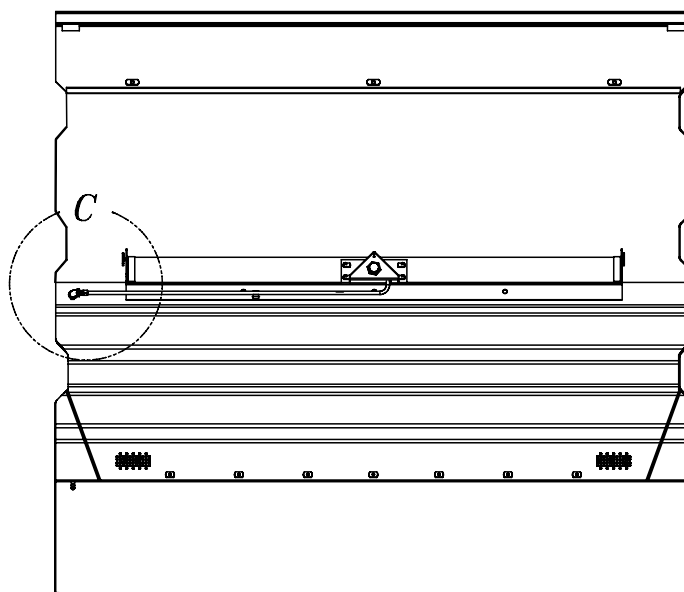


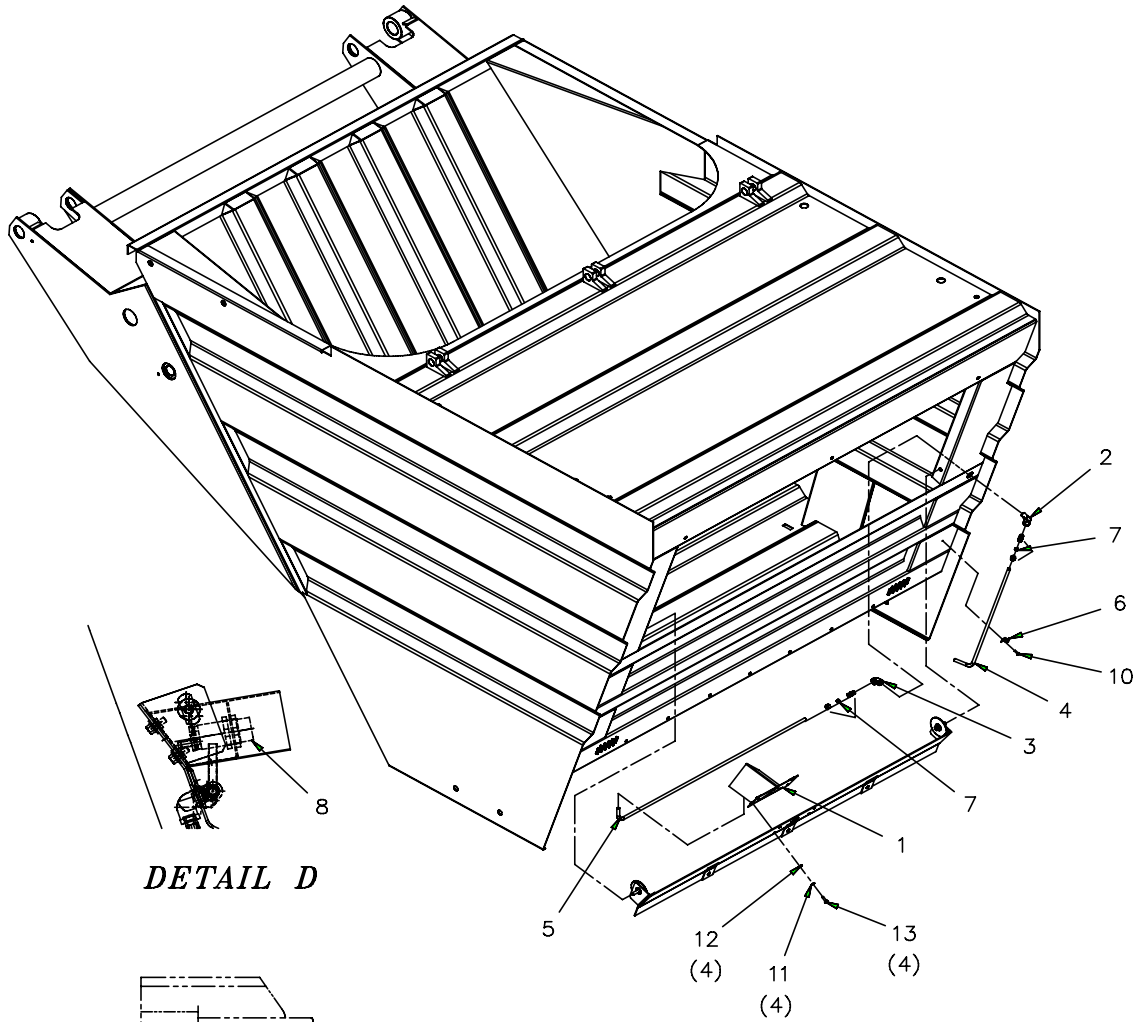


*DETAIL C*

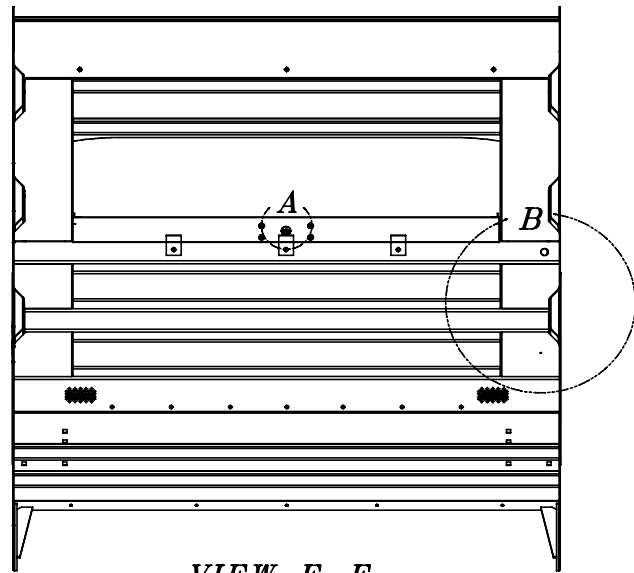
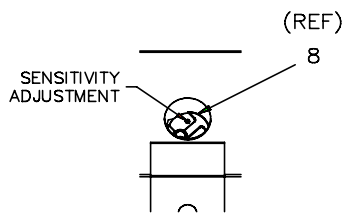
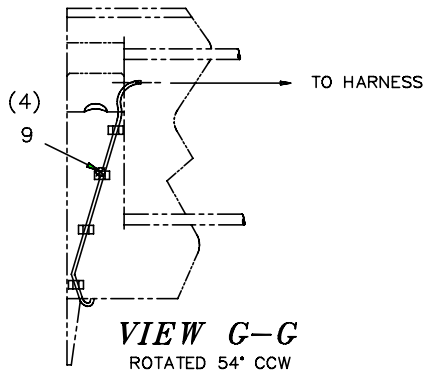


*DETAIL B*





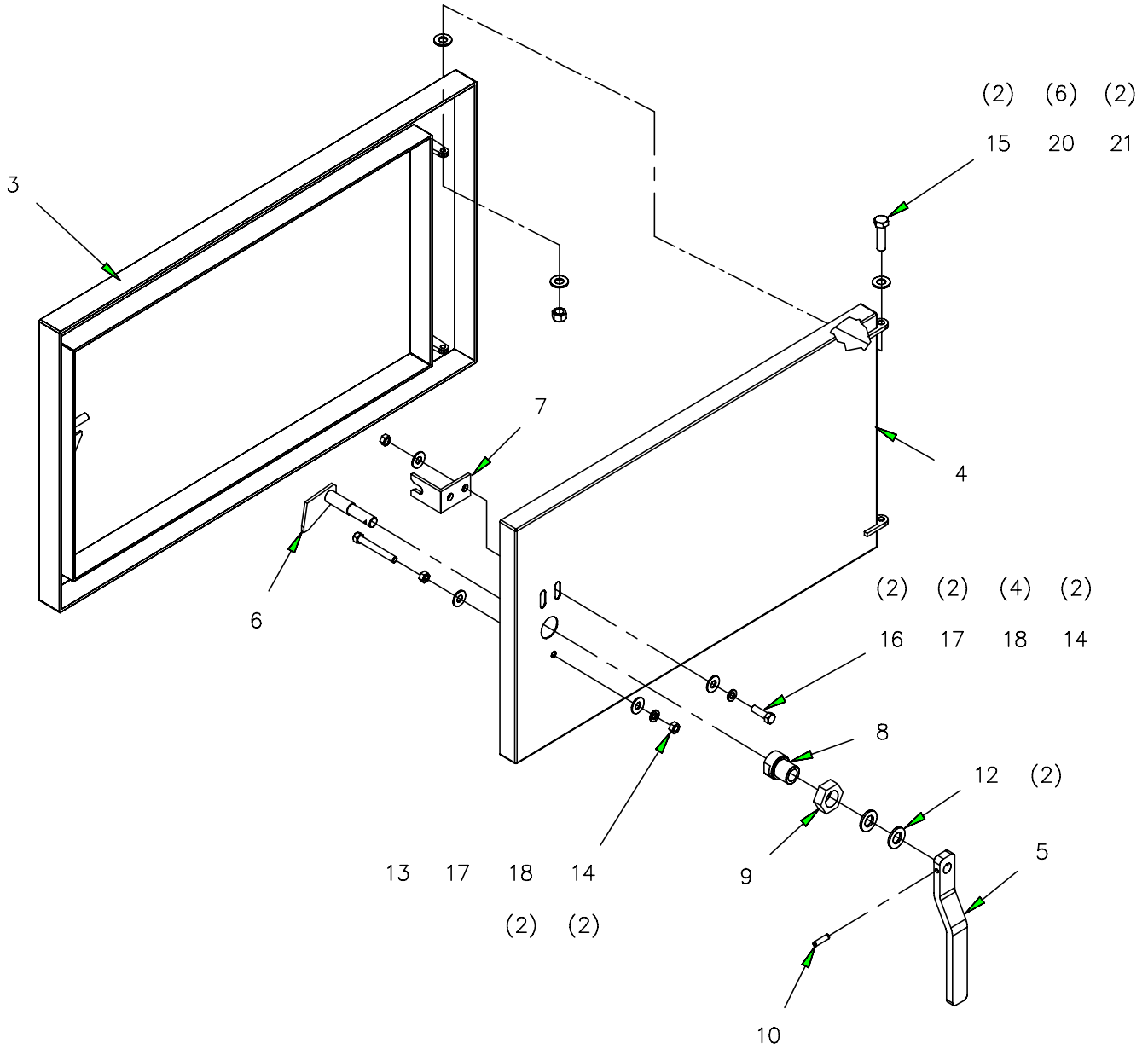
**DETAIL D**



Item	Pt No.	Description	Qty	Item	Pt No.	Description	Qty
-	<b>323103</b>	<b>Hopper Load Sensor Instl.</b>	<b>C Ref</b>	11	030643	Washer - Loc Split Pltd 1/4 Gr8	4
1	322930	Hopper Load Sensor, Wldmt	1	12	035605	Washer Flat Uss Plated 1/4	4
2	326913	Elbow, 1/4 NPT, Galv. Rework	1	13	033145	Scr - Hx Hd Pltd 1/4 - 20x3/4 Gr8	4
3	031410	Elbow Fp - fp90 - 4 Black Pipe	1	14	896749	Slit Flex Tube .25 (Eft)	120
4	323258	Tube, Bent - Hopper - front	1				
5	323257	Tube, Bent - hopper Load Sensor	1				
6	034473	Clip	1				
7	240810	Conn 3/8tx1/4m - pt	2				
8	319086	Sensor - hopper Full	1				
9	608881	Cable Tie	4				
10	105701	Scr - hx Hd, Teks, Pltd, 10 - 16x5/8	1				

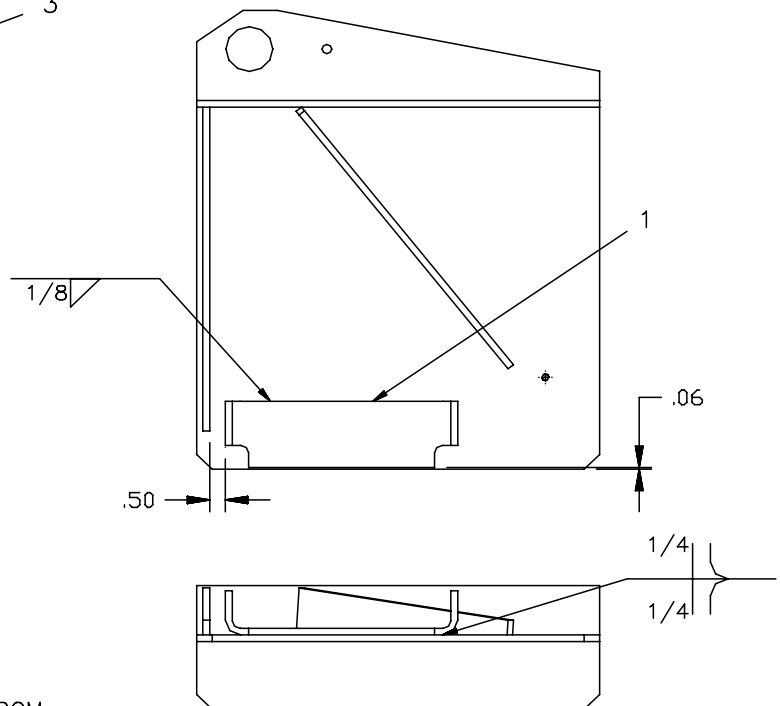
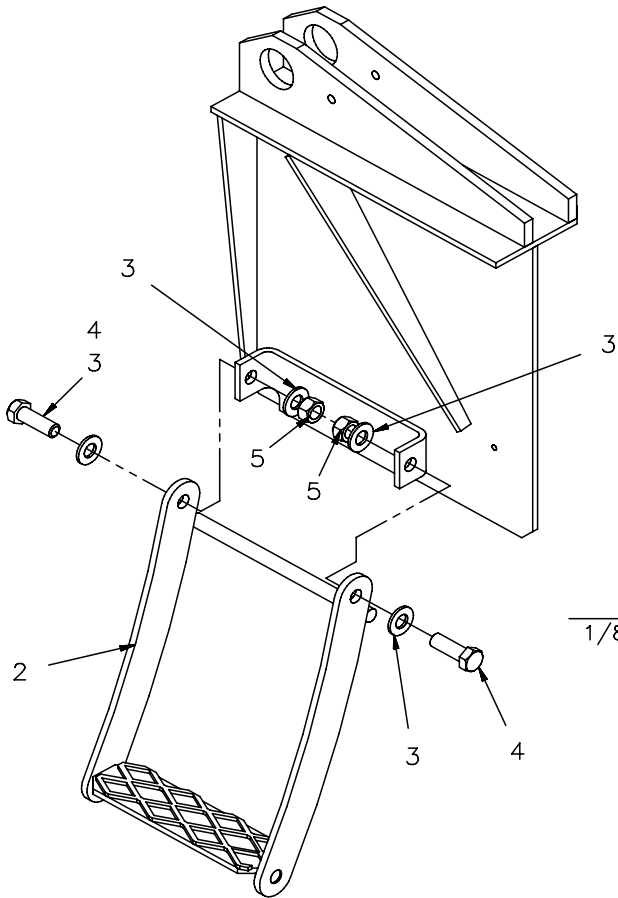






2. USE DOOR SEAL (896308) AS REQUIRED.
1. USE LOCTITE (895109) AS REQUIRED ON ALL SCREWS.

Item Pt No.	Description	Qty
- 317335	Hopper Access Door Assy	*B REF
3	317026 Door Frame Wldmt	-
4	317028 Access Door Wldmt (N)	-
5	317033 Handle, Access Door	1
6	317037 Pin Wldmnt, Door Latch	1
7	317275 Stop Bracket Wldmt	1
8	317044 Hub - Door Latch	1
9	039734 Nut, Jam 1-1/8"-12 (Gr.8 ZP)	1
10	317340 Roll Pin, 1/4 1-1/4 Stnlss	1
11	895109 LOCTITE 242 (Blue) 1.00000	-
12	035561 Washer, Flat 5/8" SAE (Gr.8YZ)	2
13	033309 Bolt, Hex Hd 3/8"-16x3" (Gr.8YZ)	1
14	030599 Nut, Hex 3/8"-16 (Gr.8YZ)	4
16	034423 Screw-Hx Hd,3/8-16 x 1 Gr8	2
17	030605 Washer-Lock,Split,Plated,3/8 Gr8	3
18	030557 Washer, Flat 3/8", USS (Gr.8YZ)	6
20	023687 Washer, Flat 1/2" SAE (Gr.8YZ)	6
21	900378 Nut, Lock 1/2"-13, Stover (Gr.8YZ)	2
22	891091088 Seal-Door	1
23	R896308 Adhesive, Ciment PVC IPEX 8oz	-



2. PART TO BE CLEAN, DRY AND FREE FROM WELD SPLATTER, SCALE AND RUST.

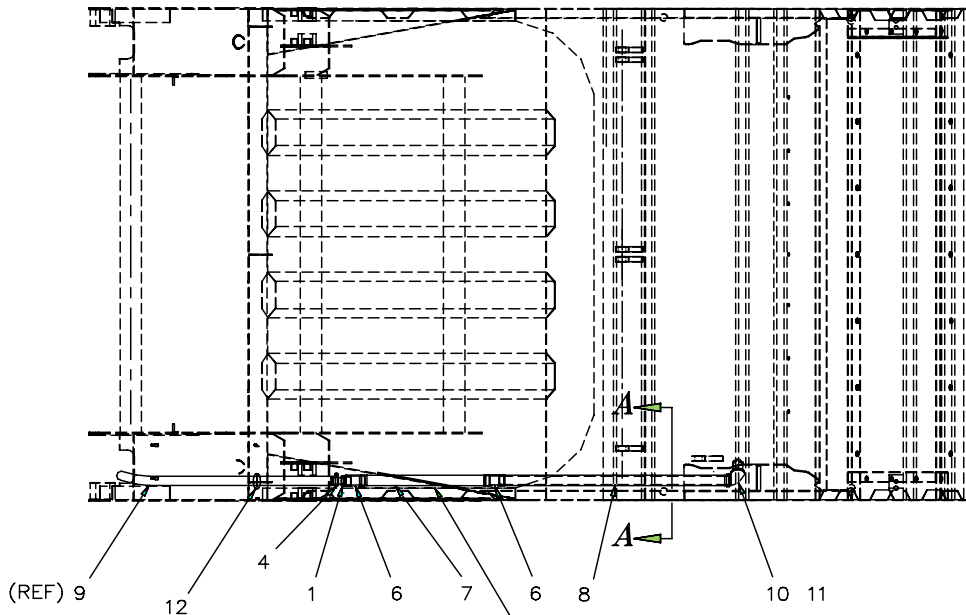
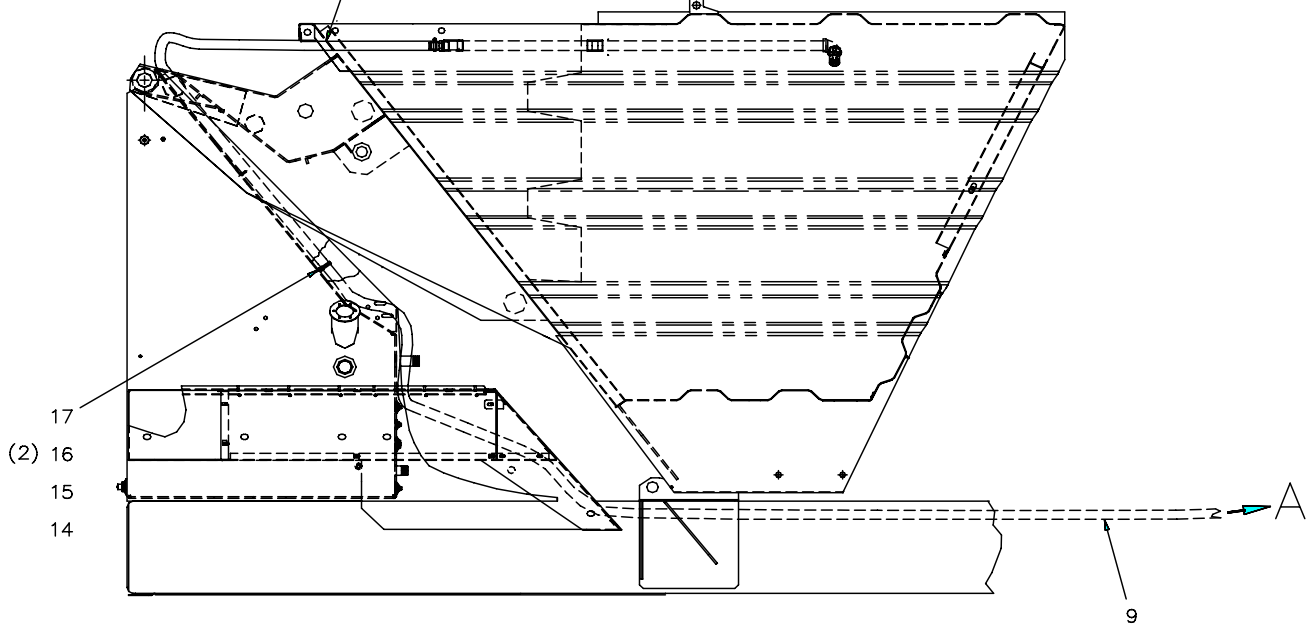
1. REMOVE BURRS AND BREAK SHARP EDGES.

NOTES, UNLESS OTHERWISE SPECIFIED:

Item	Pt No.	Description	Qty
-	<b>325065</b>	<b>Hopper Inspection Step Instl</b>	<b>*C Ref</b>
1	325067	Bracket, Step Mount	1
2	325068	Step Wldmt	1
3	023687	Washer Flat Sae Plated 1/2	4
4	033151	Scr- Hx Hd 1/2-13 X 1-1/2 Gr8	2
5	034599	Nut-Nyl Insert, Plated, 1/2-13	2
6	10234-2	"No Step" Label - Red	1
7	896688	Tape-1" Red Reflective .08334	0.333



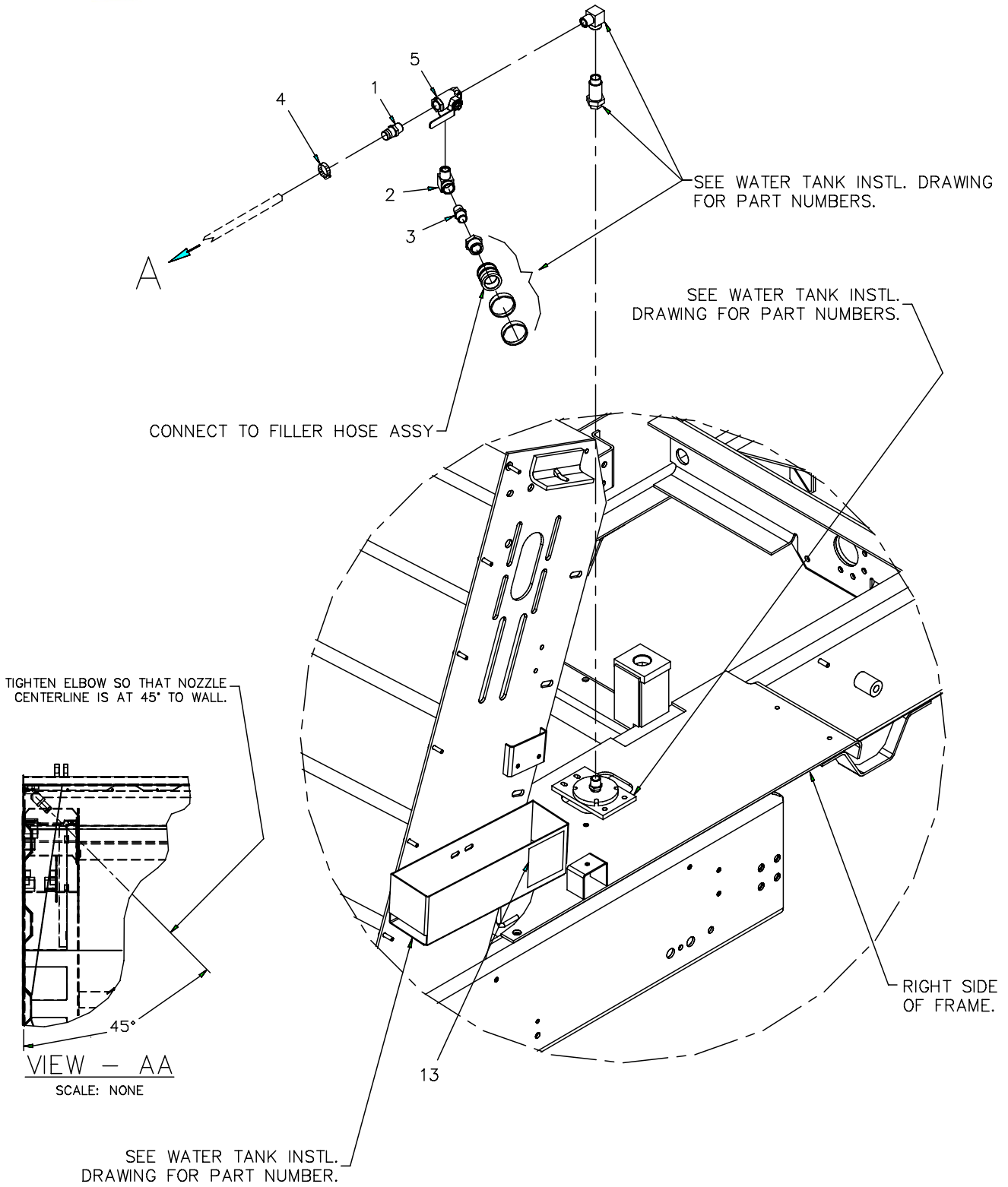
REMOVE PLUG FROM REAR FLOOR PLATE AND INSTALL GROMMET ITEM 5. FEED HOSE ITEM 11 THROUGH GROMMET AND ATTACH TO ITEM 4 USING ITEM 12 TO SECURE.



1 - USE THREAD SEALANT ON ALL PIPE THREADS

REMOVE COVER PLATE AND INSTALL PLATE WELDMENT ITEM 9 USING EXISTING HARDWARE.

NOTES, UNLESS OTHERWISE SPECIFIED;

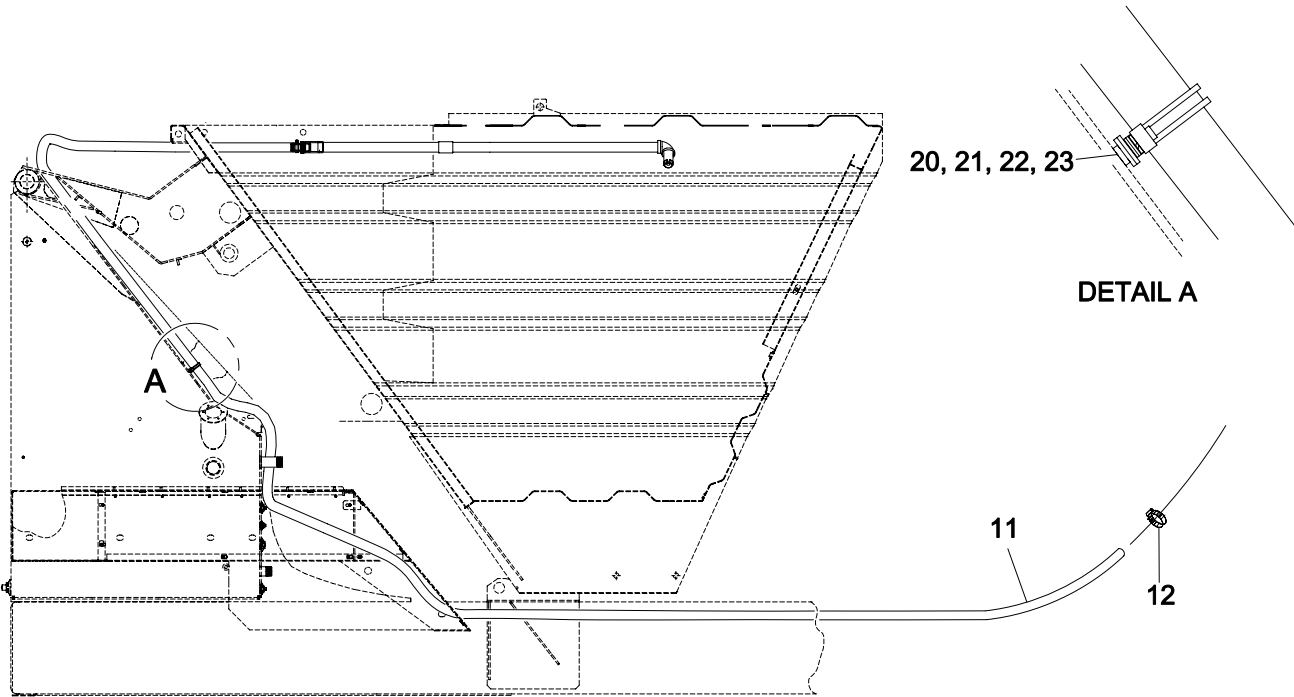
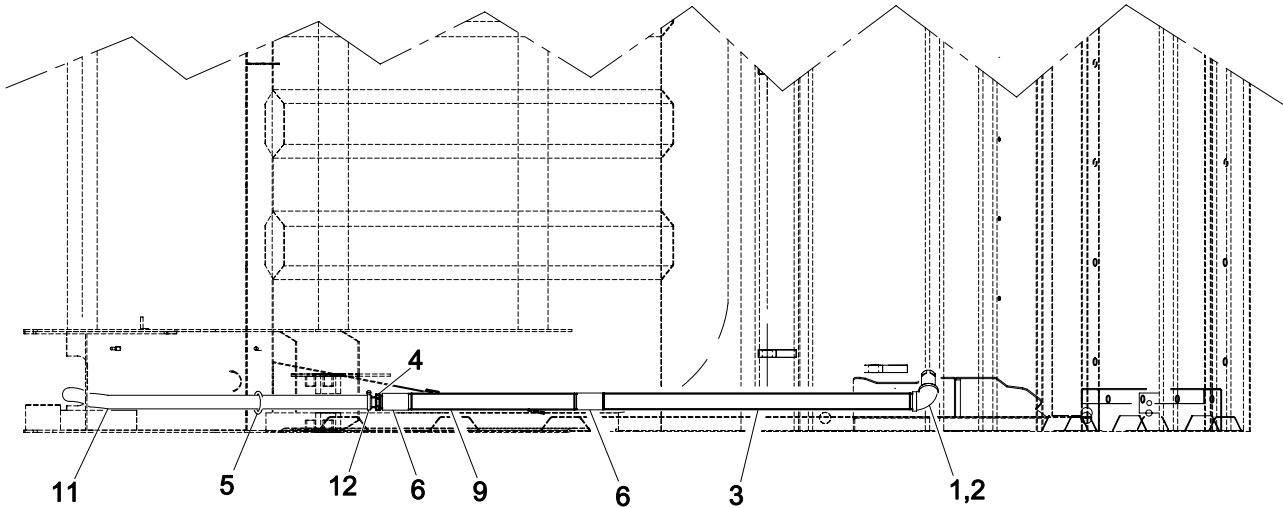




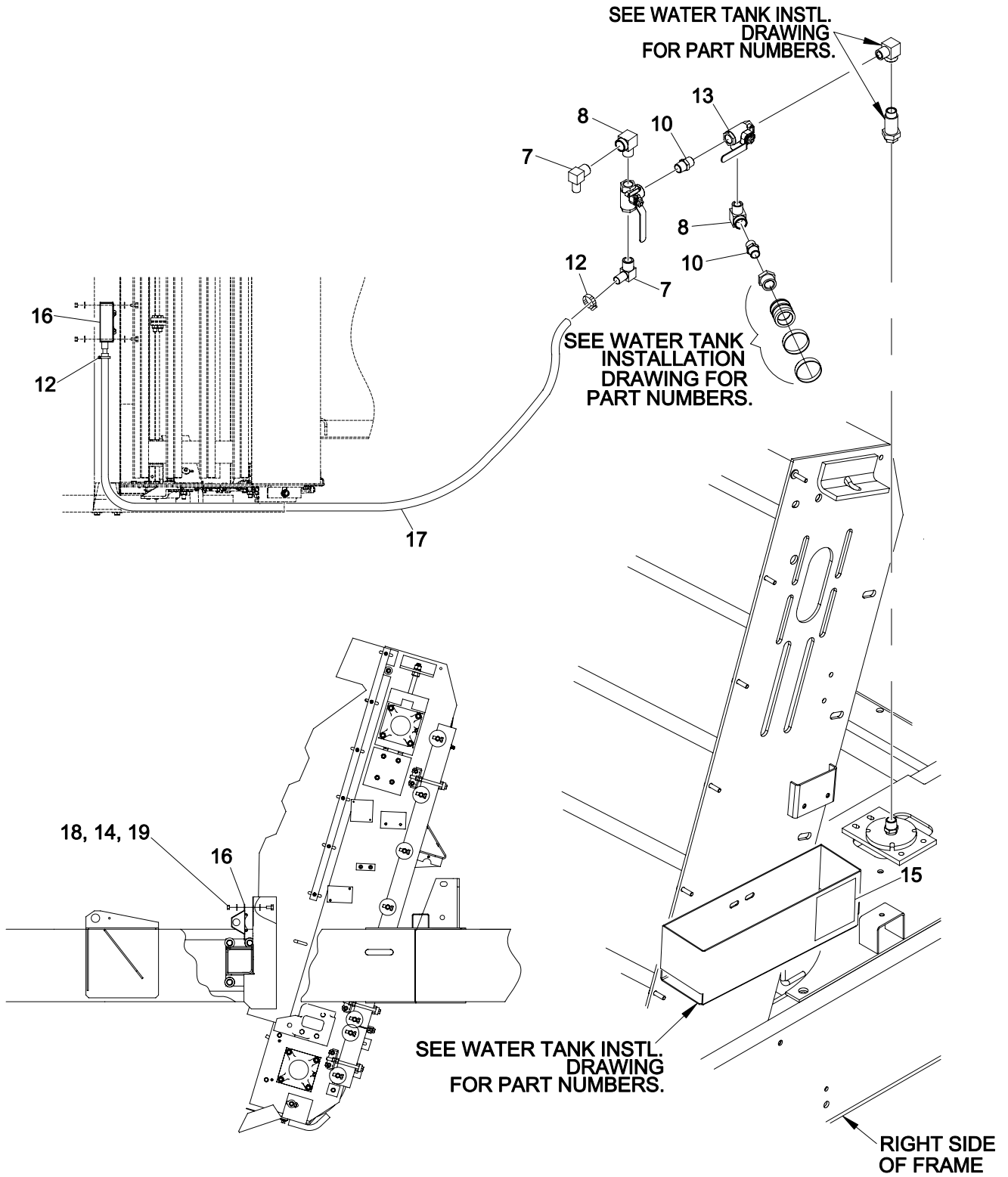
---

<b>Item</b>	<b>Pt No.</b>	<b>Description</b>	<b>Qty</b>	<b>Item</b>	<b>Pt No.</b>	<b>Description</b>	
–	<b>323146</b>	<b>Hopper Flusher Installation</b>	<b>H Ref</b>	17	030703	Nut Hex 1/4–20 Unc	1
1	052171	Nipple– Mh–mp–16	2				
2	324700	Elbow, Mp–fp90–16–16	1				
3	310243	Pipe Nipple, Mp–mp–16	1				
4	215108	Clamp–13/16–1 3/4 Id	2				
5	323152	Ball Valve, 3 Way– 1” Npt	1				
6	052172	Coupling 1” Pipe Galv	2				
7	324177	Plate Widmt Hopper Flusher	1				
8	324131	Nipple, 1” Npt X 15.0”	1				
9	891474215	Hose 1” Id X 215.0 Lg	1				
10	324115	Nozzle, Hopper Flusher	1				
11	324119	Elbow, 90 Deg–1” Pipe Galv	1				
12	309752	Grommet An931–a24–28	1				
13	324721	Decal, Water Fill, Elev & Hpr	1				
14	311629	Clamp, Loop	1				
15	030643	Washer– Loc Split Pltd 1/4 Gr8	1				
16	035605	Washer Flat Uss Plated 1/4	2				

This page intentionally left blank

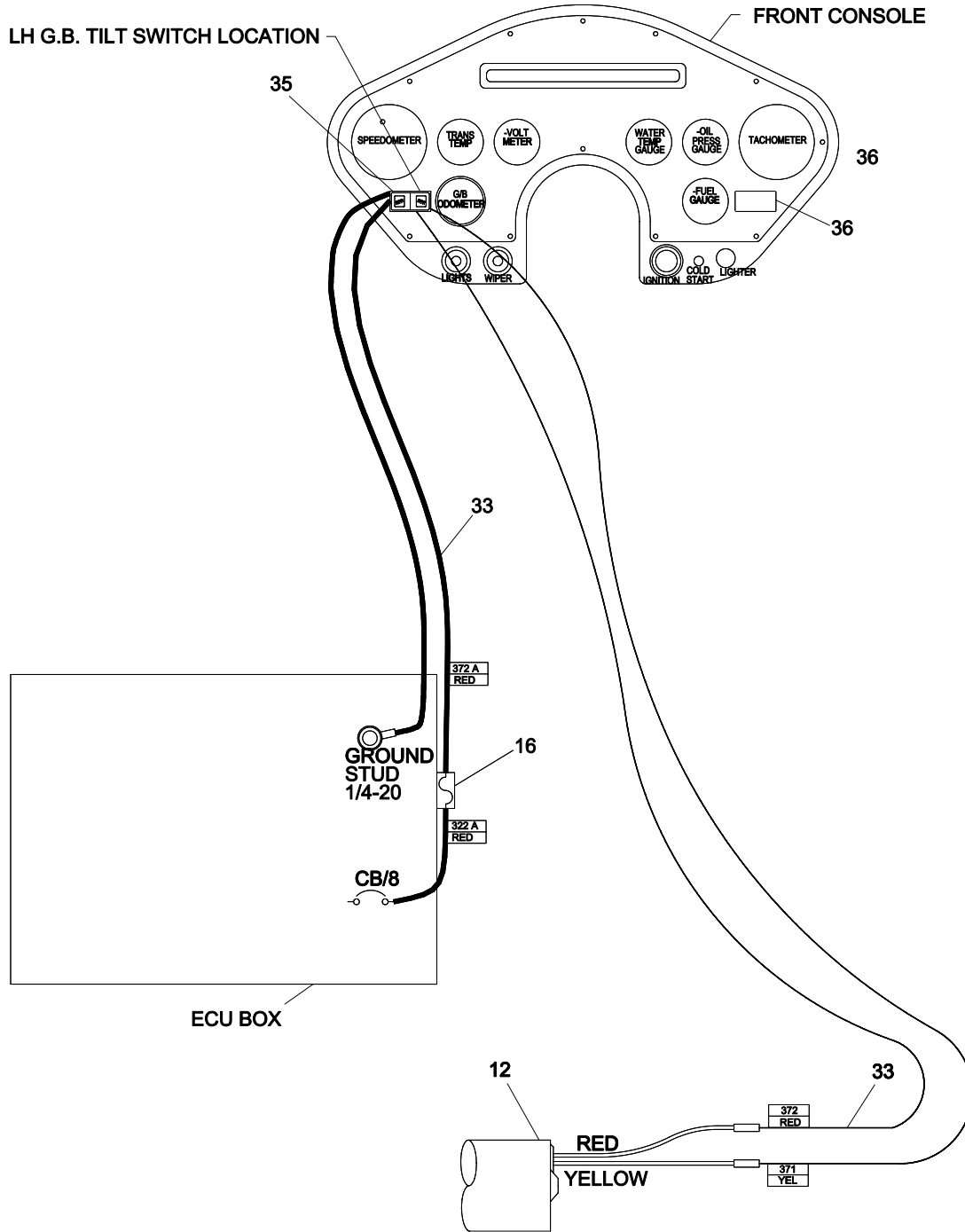


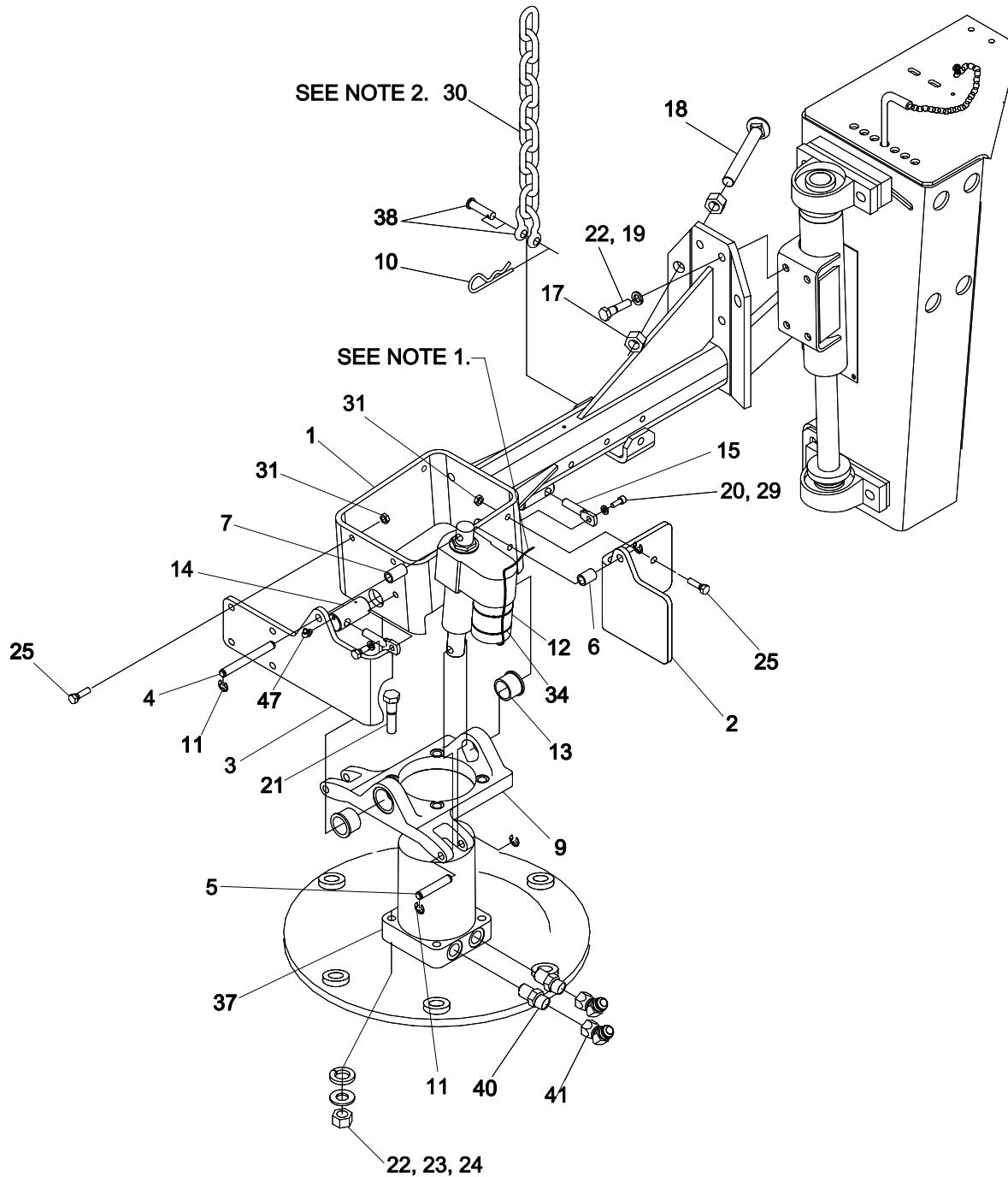




<u>Item Pt No.</u>	<u>Description</u>	<u>Qty</u>		
-	<b>A323147 Elev &amp; Hopper Flusher Opt.</b>	<b>H</b>	<b>REF</b>	
1	324115 Nozzle, Hopper Flusher	1		
2	324119 Elbow, 90 Deg-1" Pipe Galv	1		
3	324131 Nipple, 1" Npt X 15.0"	1		
4	052171 Nipple- Mh-Mp-16	1		
5	309752 Grommet An931-A24-28	1		
6	052172 Coupling 1" Pipe Galv	2		
7	324702 Elbow, Mp-Hb90-16-16	2		
8	324700 Elbow, Mp-Fp90-16-16	2		
9	324177 Plate Wldmt Hopper Flusher	1		
10	310243 Pipe Nipple, Mp-Mp-16	2		
11	891474215 Hose 1" Id X 215.0 Lg	1		
12	215108 Clamp Hose #15 13/16 - 1-1/2	4		
13	323152 Ball Valve, 3 Way- 1" Npt	2		
14	030489 Washer Flat Uss Plated 5/16	8		
15	324720 Decal, Water Fill, Elev & Flsh	1		
16	323075 Flusher Weldment	1		
17	891474080 Hose 1" Id X 80.0 Lg	1		
18	023559 Nut- Loc Nyl Insert Pl 5/16-18	4		
19	034800 Scr-Hx Hd,Plt,5/16-18X5/8 Gr8	4		
20	311629 Clamp Loop G 20	1		
21	030643 Washer- Loc Split Pltd 1/4 Gr8	1		
22	035605 Washer Flat Uss Plated 1/4	2		
23	030703 Nut Hex 1/4-20 Unc	1		

This page intentionally left blank

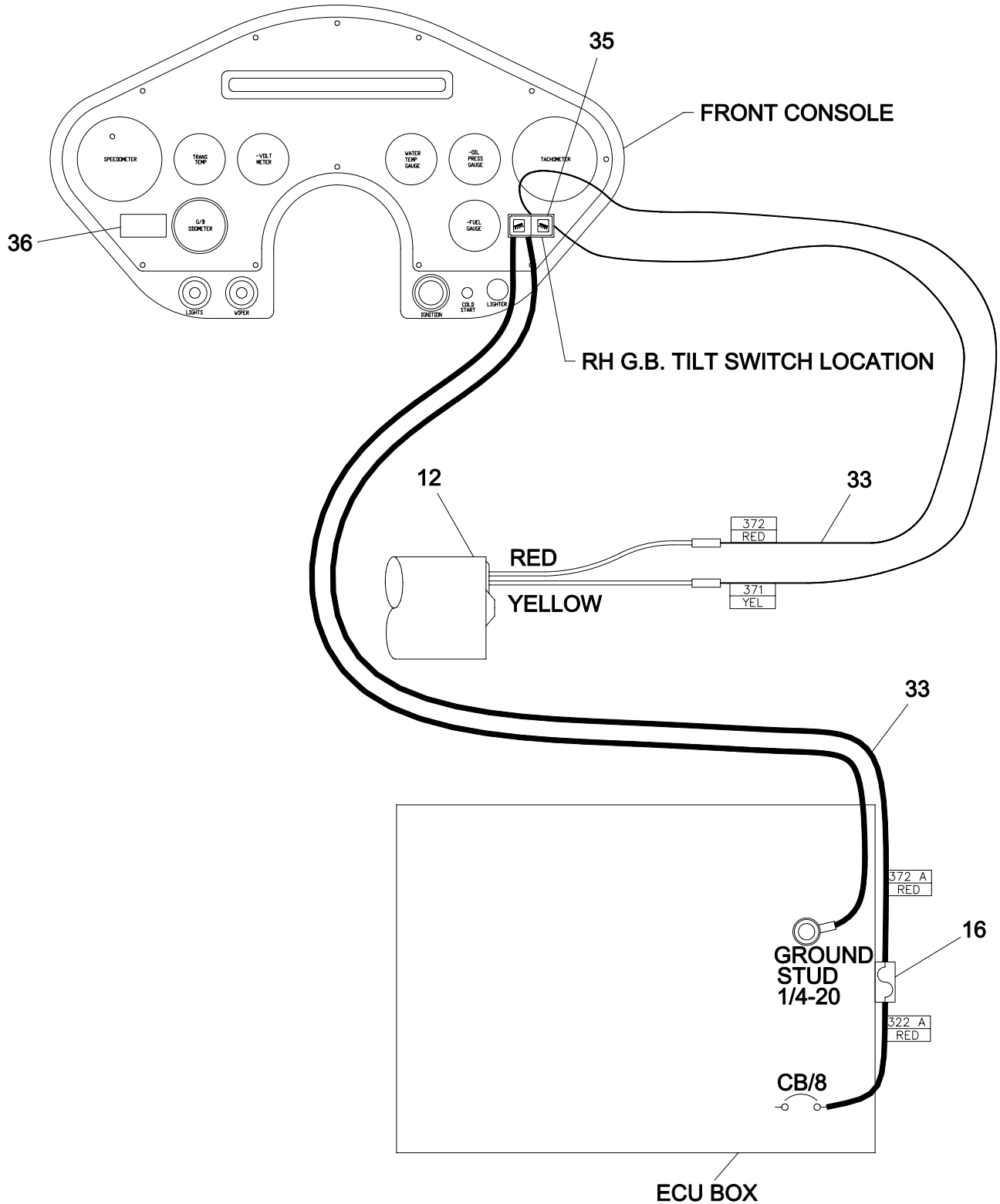




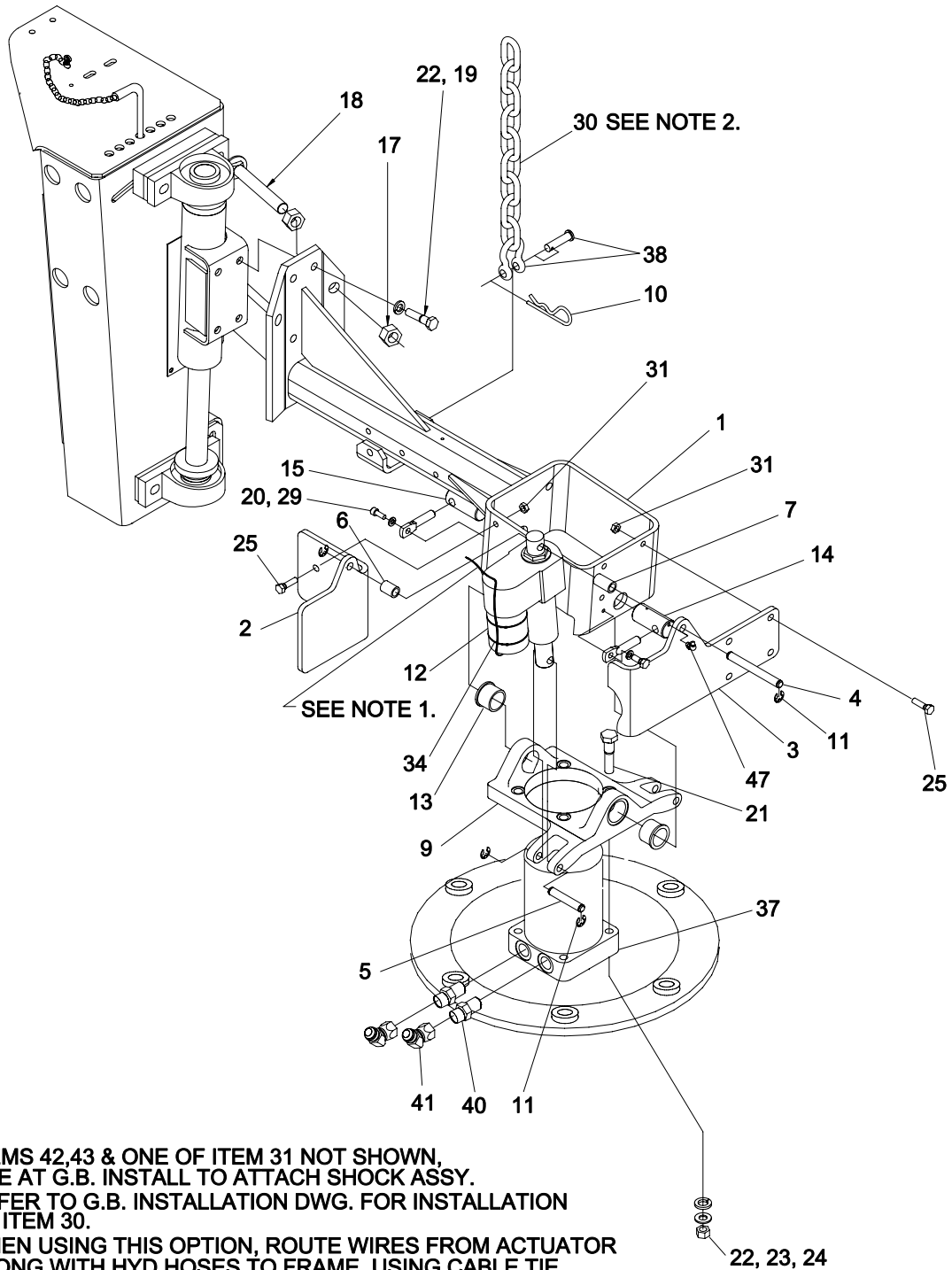
3. ITEMS 42,43 & ONE OF ITEM 31 NOT SHOWN, USE AT G.B. INSTALL TO ATTACH SHOCK ASSY.
2. REFER TO G.B. INSTALLATION DWG. FOR INSTALLATION OF ITEM 30 .
1. WHEN USING THIS OPTION, ROUTE WIRES FROM ACTUATOR ALONG WITH HYD HOSES TO FRAME, USING CABLE TIE ITEM 34.

Item Pt No.	Description	Qty
- 323743	<b>Gutter Broom Tilt LH</b>	<b>*R REF</b>
1	324690 Arm Weldment Gutter Broom	1
2	327669 Actuator Support-Rear, G.B.(Lh) (N)	1
3	320520 Actuator Support-Front Left, G.B.	1
4	319029 Actuator Shaft Top Gb	1
5	319030 Actuator Shaft Bottom Gb	1
6	319031 Actuator Retainer Spacer Short Gb	1
7	319032 Actuator Retainer Spacer Long Gb	1
9	323935 Mount, Tilt Gutter Broom (N)	1
10	10883-2 Hairpin Cotter	1
11	319038 Retaining Ring-.50 Dia Shaft	4
12	319044 Actuator, Linear, Rota-Tilt, 12V	1
13	210152 Bushing, Flang,1.2515"ld X 1.503"ld	2
14	327650 Shaft, Pivot - Gutter Broom	2
15	318848 Pin Shaft Retainer Gb	2
16	319083 Fuse, 15 Amp	-
17	030426 Nut, Hex 3/4"-10 (Gr.8Yz)	2
18	317649 Bolt, Carr. 3/4-10X6" F/T (Gr.5Zp)	1
19	041847 Bolt, Hex Hd 1/2-13X1-3/4" (Gr.8Yz)	4
20	030483 Bolt, Hex Hd 5/16-18X3/4" (Gr.8Yz)	2
21	18004-45 Bolt, Hex Hd 1/2-13X3-1/4" (Gr.8Yz)	4
22	030592 Washer, Lock 1/2" (Gr.8Yz)	8
23	030595 Washer, Flat 1/2" Uss (Gr.8Yz)	4
24	030596 Nut, Hex 1/2"-13 (Gr.8Yz)	4
25	033139 Bolt, Hex Hd 3/8-16X1-1/4" (Gr.8Yz)	8
26	325074 Harness "P2/Bk2-Front"	-
28	318750 Connector, 2Way Female Blk	-
29	030373 Washer, Lock 5/16" (Gr.8Yz)	2
30	896636032 Chain, 1/4 Hi Carbon (Zinc)	1
31	046828 Nut, Lock Nylon 3/8"-16 (Gr.8Yz)	9
32	895109 Loctite 242 (Blue) 1.00000	-
33	323945 Harness- Lh G.B. Tilt	-
34	309105 Cable Tie,14.75 Lg, Heavy Duty	2
35	319082 Switch Gutter Broom Tilt (N)	-
36	316569 Hole Plug	-
37	323513 Gb Dish And Motor Assembly	1
38	180437 D-Shackle, 5/16 Round Pin	2
39	070123 Contact, Female	-
40	204272 Conn, Mb-Mj-10	2
41	207576 Elbow, Mj-Fjx45-10	2
42	050353 Bolt, Hex Hd 3/8-16X3-3/4"(Gr.8Yz)	3
43	038266 Washer, Flat 3/8", Sae (Gr.8Yz)	1
45	325081 Wire Assy "Tilt Switch Gnd"	-
46	325311 Wire Assy - Voltage Suppresor	-
47	035137 Zerk, Grease Elbow 90°, 1/4"-28	2

This page intentionally left blank

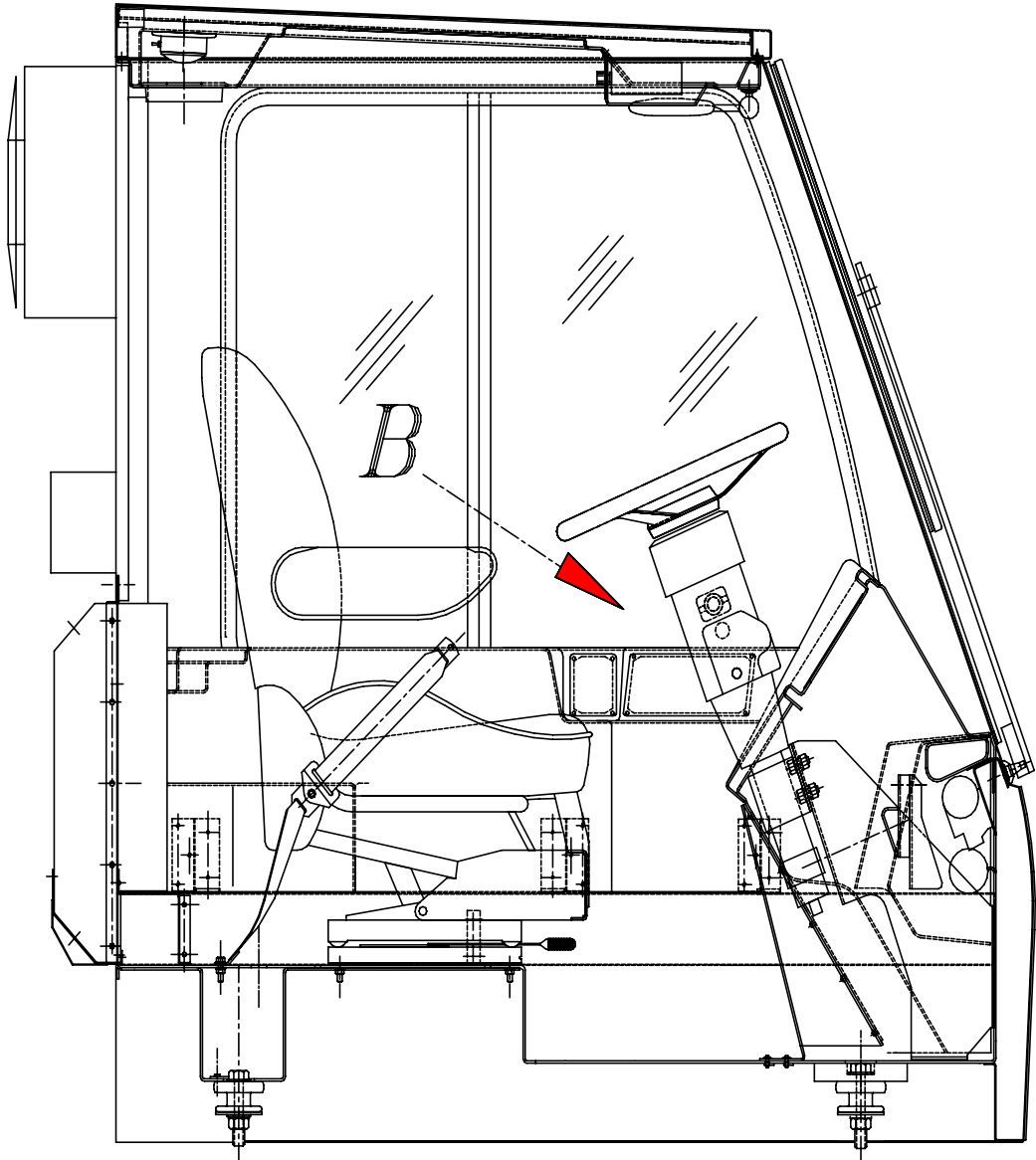


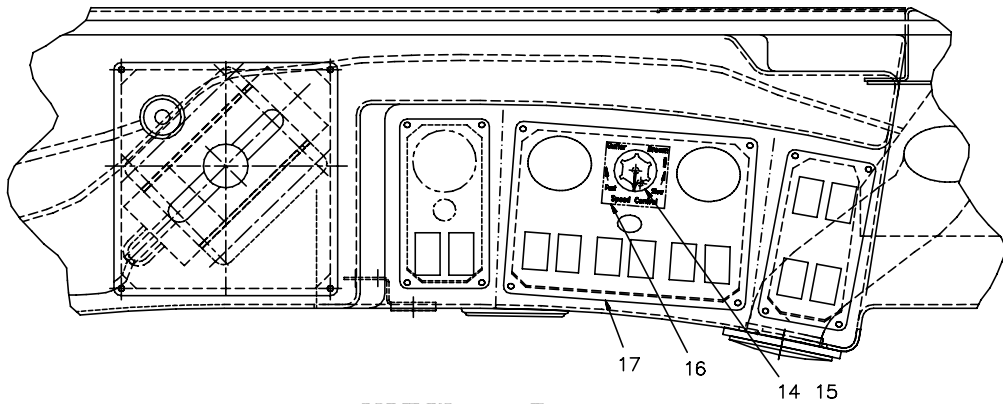




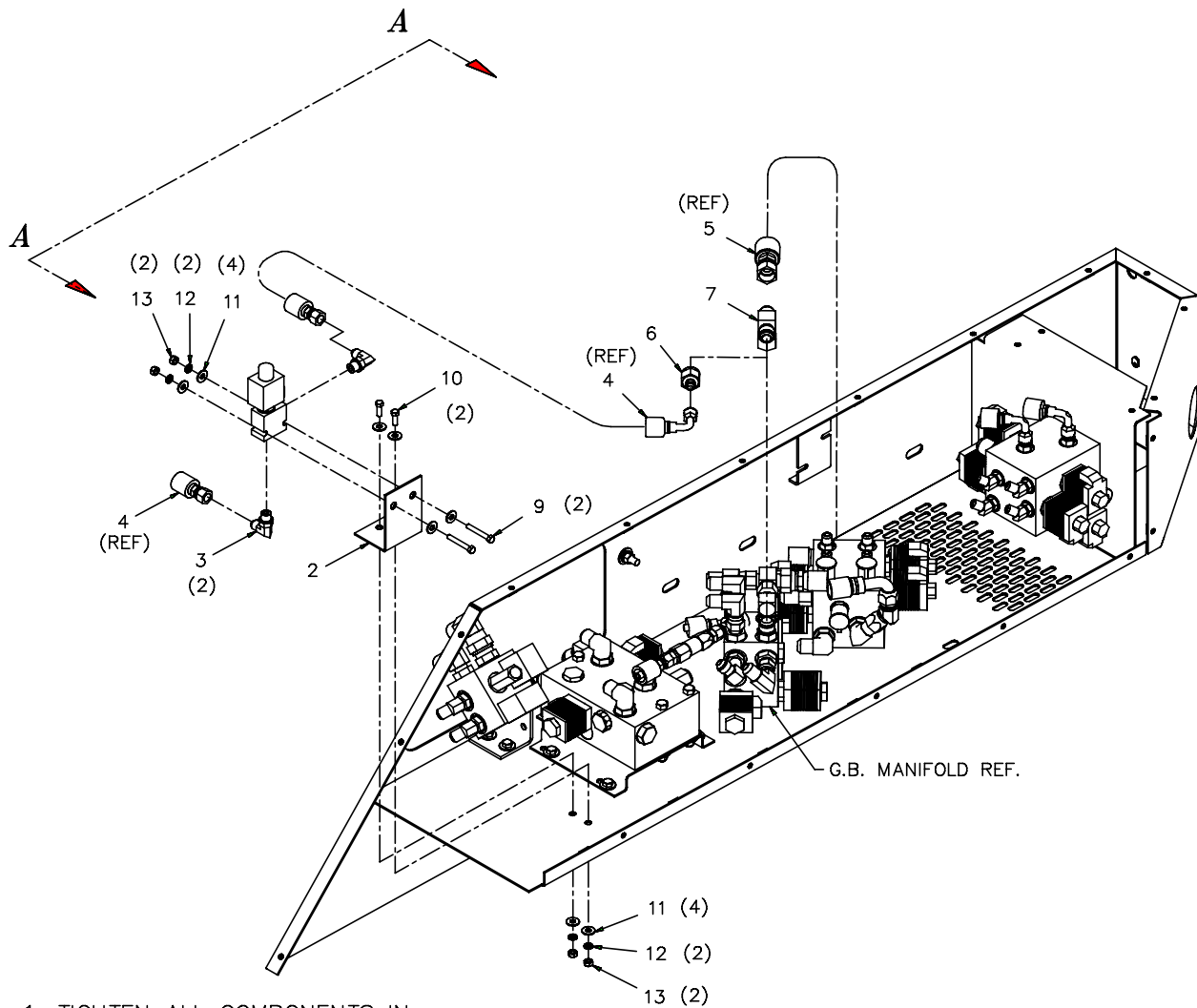
- 3. ITEMS 42,43 & ONE OF ITEM 31 NOT SHOWN, USE AT G.B. INSTALL TO ATTACH SHOCK ASSY.
- 2. REFER TO G.B. INSTALLATION DWG. FOR INSTALLATION OF ITEM 30.
- 1. WHEN USING THIS OPTION, ROUTE WIRES FROM ACTUATOR ALONG WITH HYD HOSES TO FRAME, USING CABLE TIE ITEM 34.

Item Pt No.	Description	Qty
- 323744	<b>Gutter Broom Tilt RH</b>	<b>*R REF</b>
1	324690 Arm Weldment Gutter Broom	1
2	327668 Actuator Support-Rear, G.B.(Rh)	1
3	319028 Actuator Support-Front Right, G.B	1
4	319029 Actuator Shaft Top Gb	1
5	319030 Actuator Shaft Bottom Gb	1
6	319031 Actuator Retainer Spacer Short Gb	1
7	319032 Actuator Retainer Spacer Long Gb	1
9	323935 Mount, Tilt Gutter Broom (N)	1
10	10883-2 Hairpin Cotter	1
11	319038 Retaining Ring-.50 Dia Shaft	4
12	319044 Actuator, Linear, Rota-Tilt, 12V	1
13	210152 Bushing, Flang, 1.2515" X 1.503"	2
14	327650 Shaft, Pivot - Gutter Broom	2
15	318848 Pin Shaft Retainer Gb	2
16	319083 Fuse, 15 Amp	-
17	030426 Nut, Hex 3/4"-10 (Gr.8Yz)	2
18	317649 Bolt, Carr. 3/4-10X6" F/T (Gr.5Zp)	1
19	041847 Bolt, Hex Hd 1/2-13X1-3/4" (Gr.8Yz)	4
20	030483 Bolt, Hex Hd 5/16-18X3/4" (Gr.8Yz)	2
21	18004-45 Bolt, Hex Hd 1/2-13X3-1/4" (Gr.8Yz)	4
22	030592 Washer, Lock 1/2" (Gr.8Yz)	8
23	030595 Washer, Flat 1/2" Uss (Gr.8Yz)	4
24	030596 Nut, Hex 1/2"-13 (Gr.8Yz)	4
25	033139 Bolt, Hex Hd 3/8-16X1-1/4" (Gr.8Yz)	8
26	325074 Harness "P2/Bk2-Front"	-
28	318750 Connector, 2Way Female Blk	-
29	030373 Washer, Lock 5/16" (Gr.8Yz)	2
30	896636032 Chain, 1/4, 32 Links (Zinc)	1
31	046828 Nut, Lock Nylon 3/8"-16 (Gr.8Yz)	9
32	895109 Loctite 242 (Blue) 1.00000	-
33	323948 Harness- R.H. G.B. Tilt	-
34	309105 Cable Tie,14.75 Lg, Heavy Duty	2
35	319082 Switch Gutter Broom Tilt (N)	-
36	316569 Hole Plug	-
37	323513 Gb Dish And Motor Assembly	1
38	180437 D-Shackle, 5/16 Round Pin	2
39	070123 Contact, Female 2.00-1.00 Tin	-
40	204272 Conn, Mb-Mj-10	2
41	207576 Elbow, Mj-Fjx45-10	2
42	050353 Bolt, Hex Hd 3/8-16X3-3/4"(Gr.8Yz)	3
43	038266 Washer, Flat 3/8", Sae (Gr.8Yz)	1
45	325081 Wire Assy "Tilt Switch Gnd"	-
46	325311 Wire Assy - Voltage Suppresor	-
47	035137 Zerk, Grease Elbow 90°, 1/4"-28	2

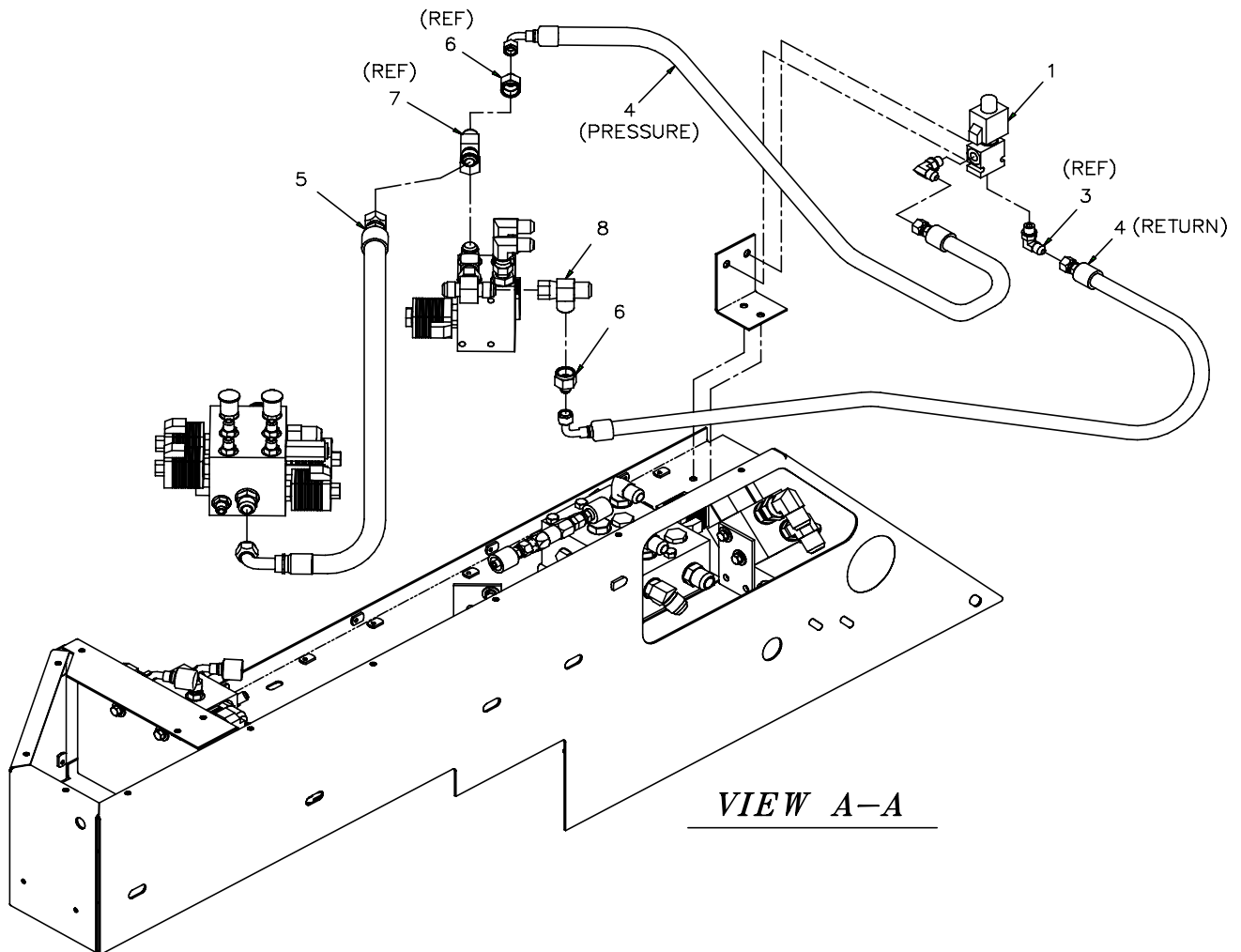
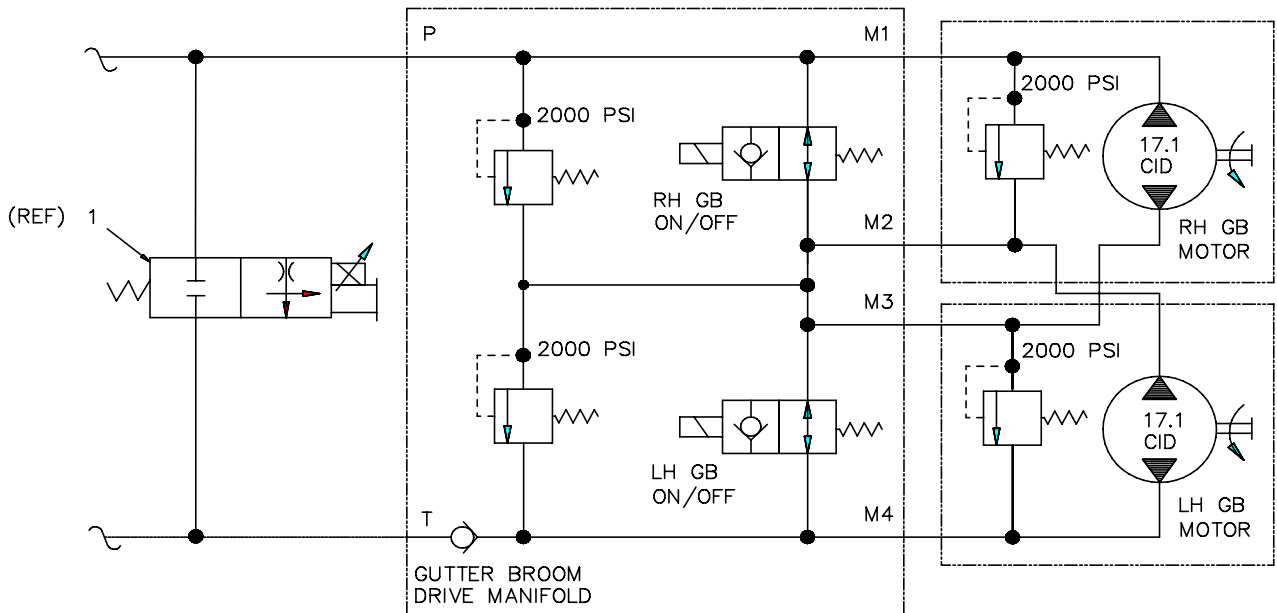




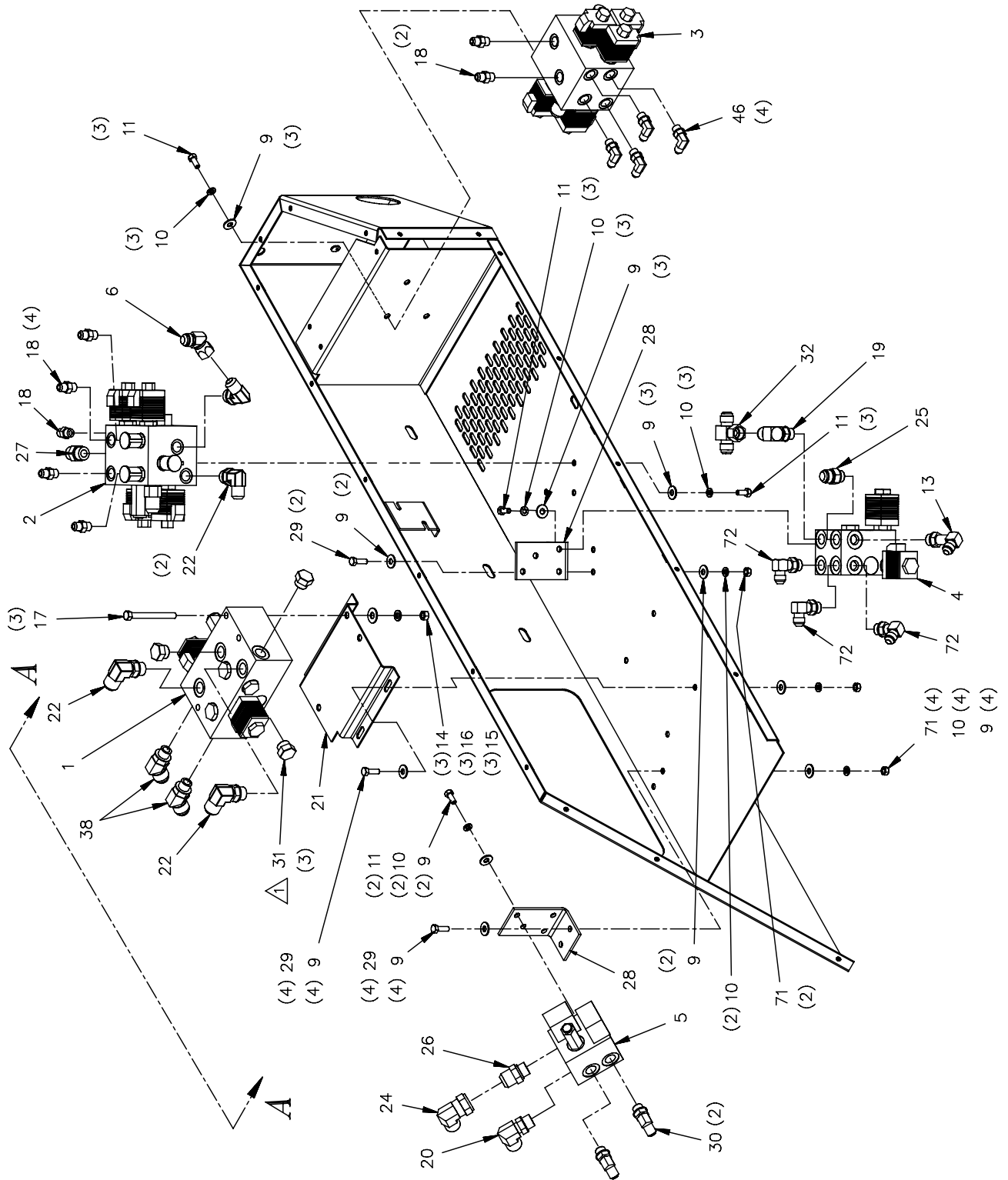
**VIEW - B**  
(GUTTER BROOM SWITCH PANEL)

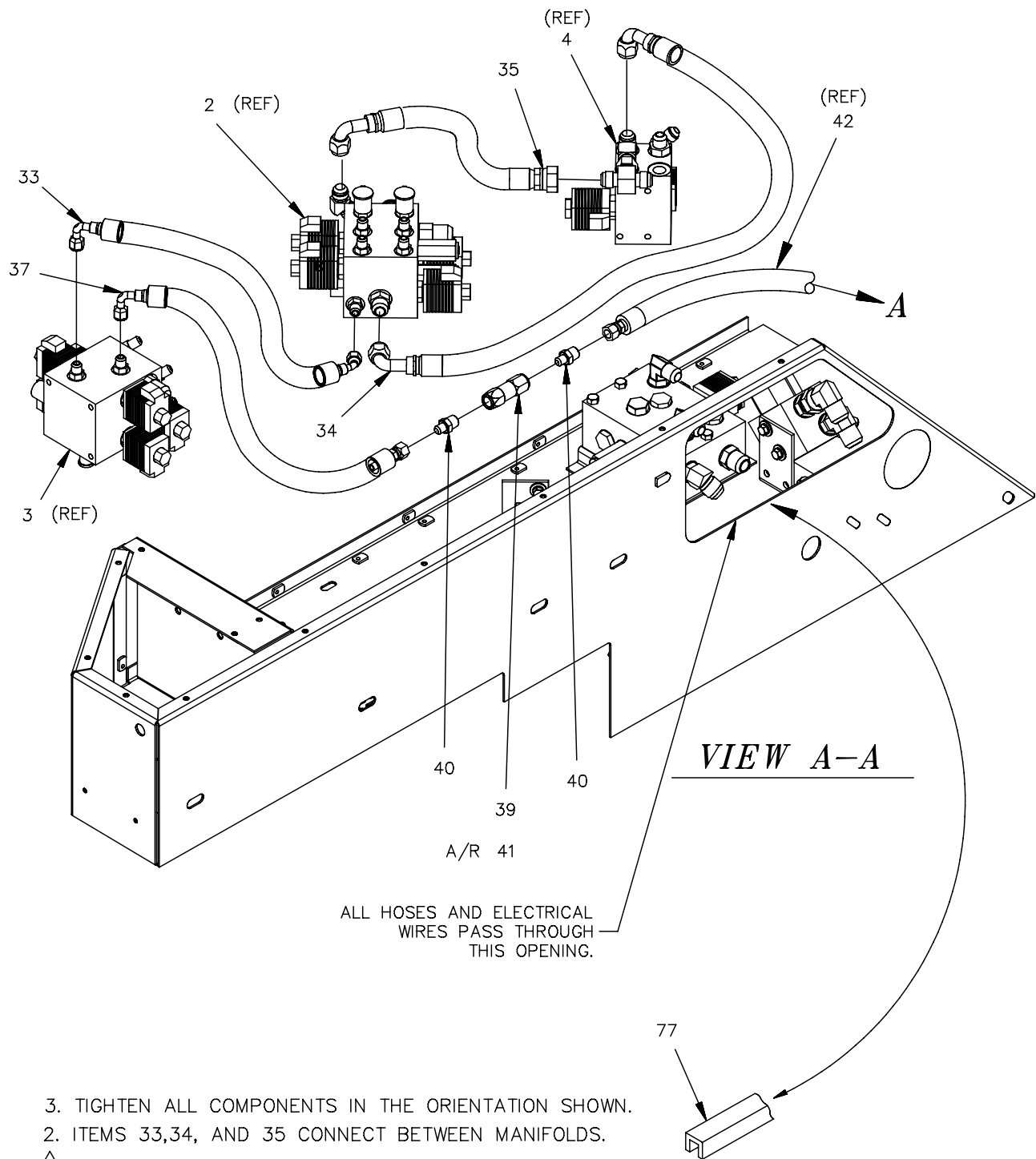


1. TIGHTEN ALL COMPONENTS IN THE ORIENTATION SHOWN.



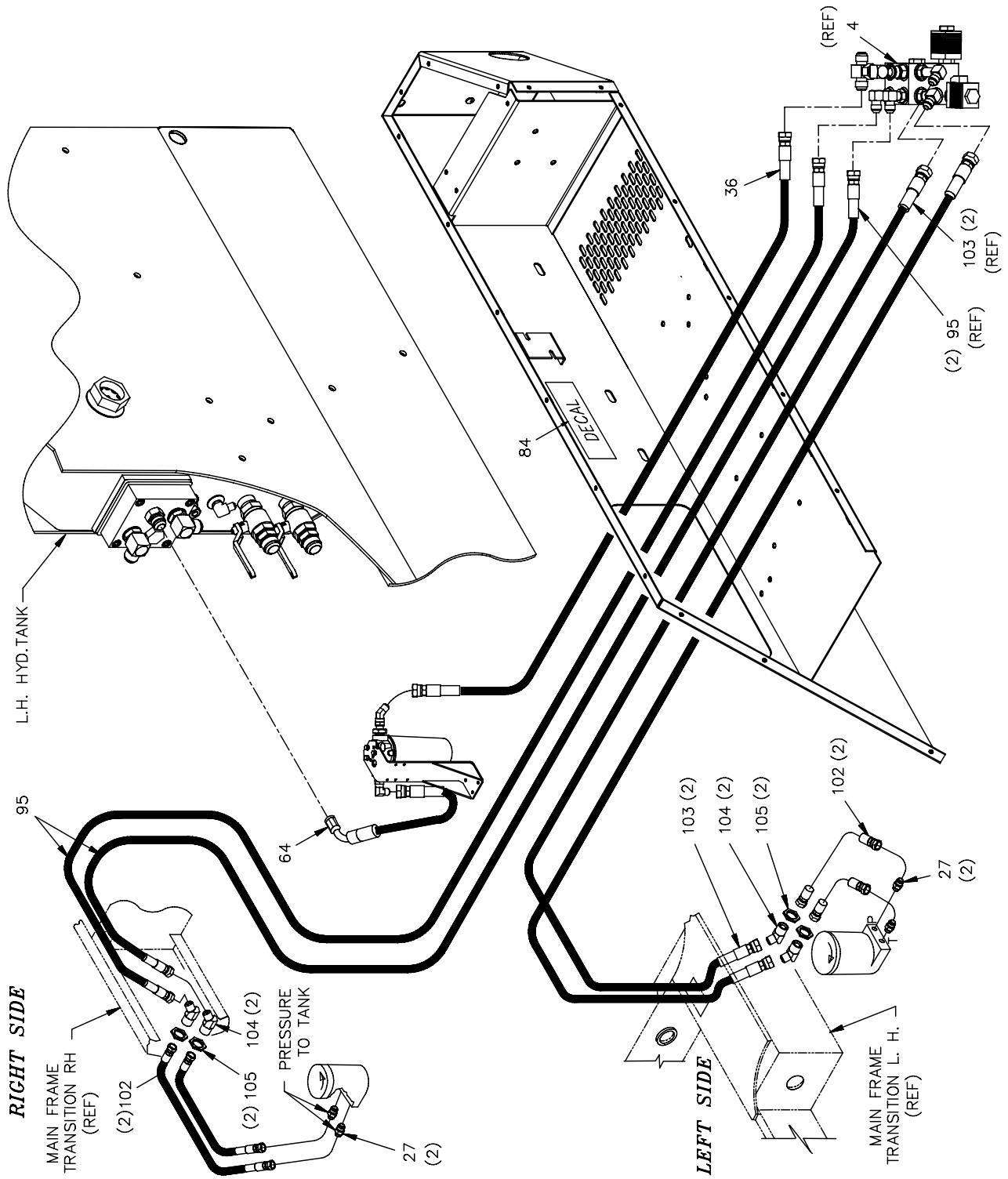
Item Pt No.	Description	Qty
- 323753	<b>Gutter Broom Speed Control *H REF</b>	
1	318230 Valve-Proportional Flow Control	1
2	318759 Mtg Bracket	1
3	054289 Elbow, Mb-Mj90-6	2
4	323800 Hose,Hyd-06,Fjic-06 X Fjic90°(S)-0	2
5	319859 Hose Assy. 5/8 Id X 16.0 Lg.	1
6	245438 Reducer Mj-Fj-6-10	2
7	205439 Tee-Swivel Branch	1
8	057651 Tee, Mj-Fjx-Mjt-10	1
9	034226 Bolt, Hex Hd 1/4-20X1-3/4 (Gr.8Yz)	2
10	033145 Bolt, Hex Hd 1/4-20X3/4" (Gr.8Yz)	2
11	035605 Washer, Flat 1/4" Uss (Gr.8Yz)	8
12	030643 Washer, Lock 1/4" (Gr.8Yz)	4
13	030703 Nut, Hex 1/4"-20 (Gr.8Yz)	4
14	318235 Knob-Rheostat	-
15	327174 Rheostat Rework	-
16	121358 Switch, Rocker, Amber, Illum	-
17	327040 Gb/Elevator Switch Panel	-
18	325181 Permaseal Term Tab 0.187	-
19	352431 Terminal, Ring 16-14Ga Stud #10	-
20	352433 Permaseal Term, Tab 12-10 Ga	-
21	896864 Wire 18 Ga Black	-
22	896433 Wire 16 Ga Lt Green	-
23	KE323753 Gb Speed Control - Elec. Kit	1

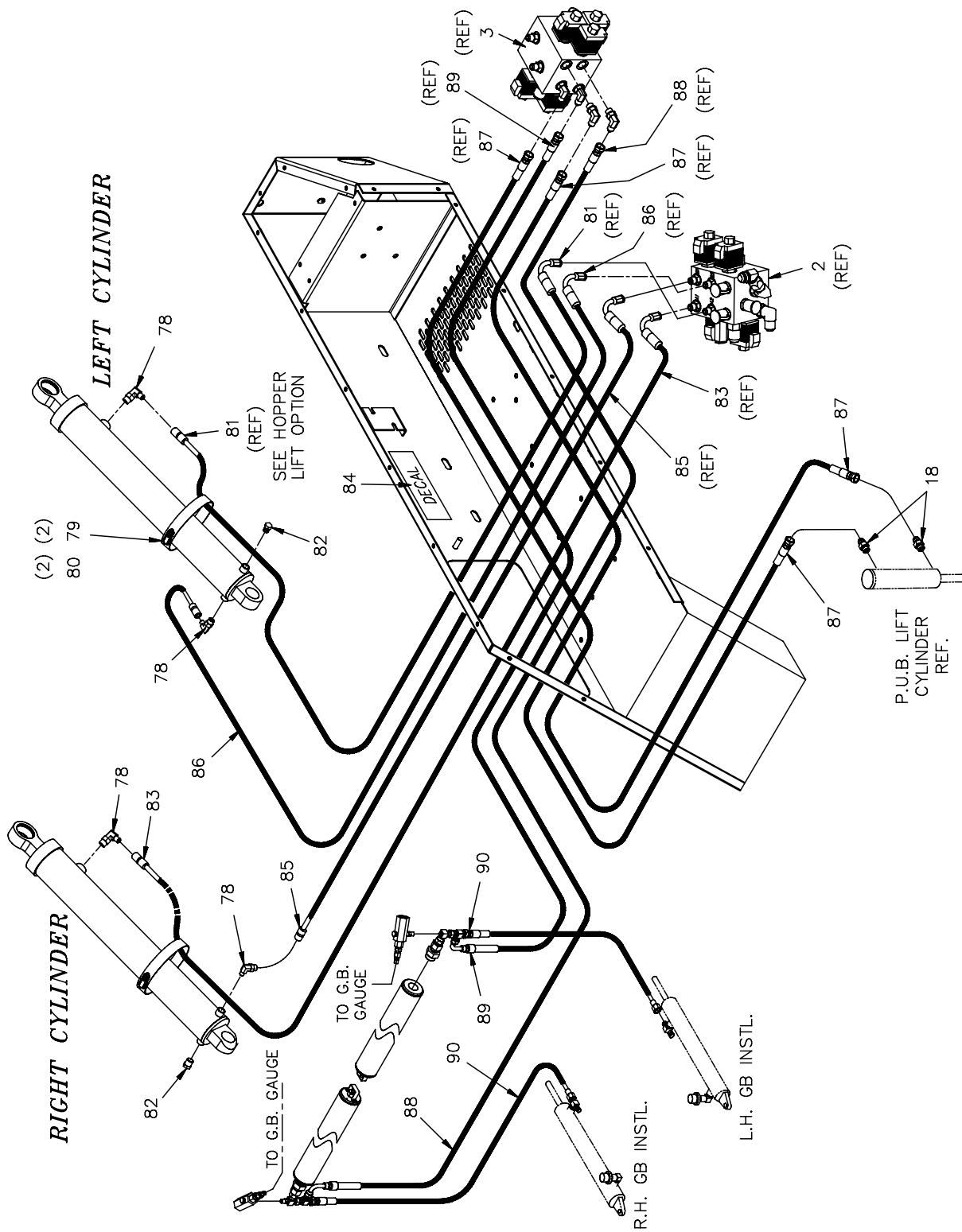


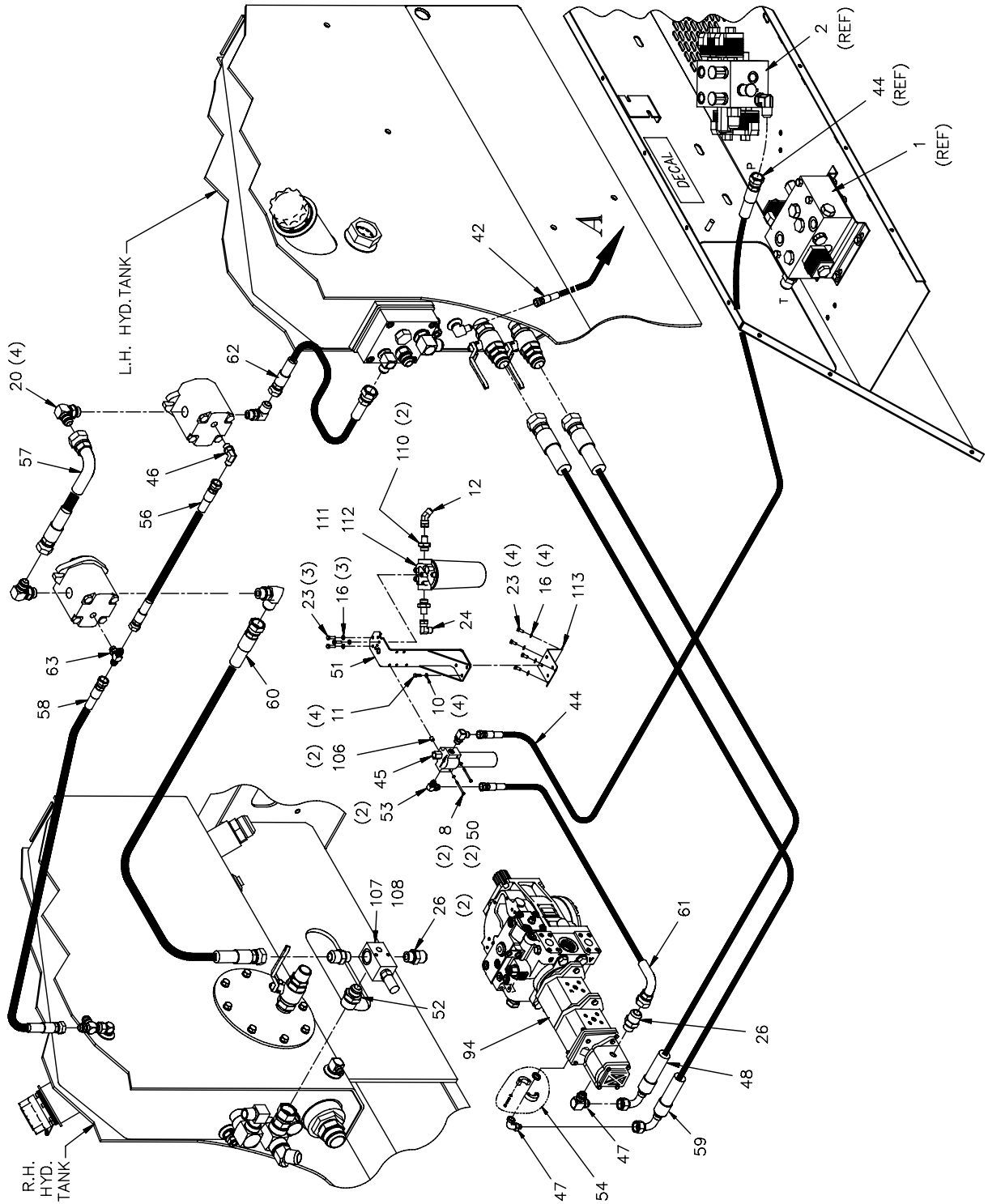


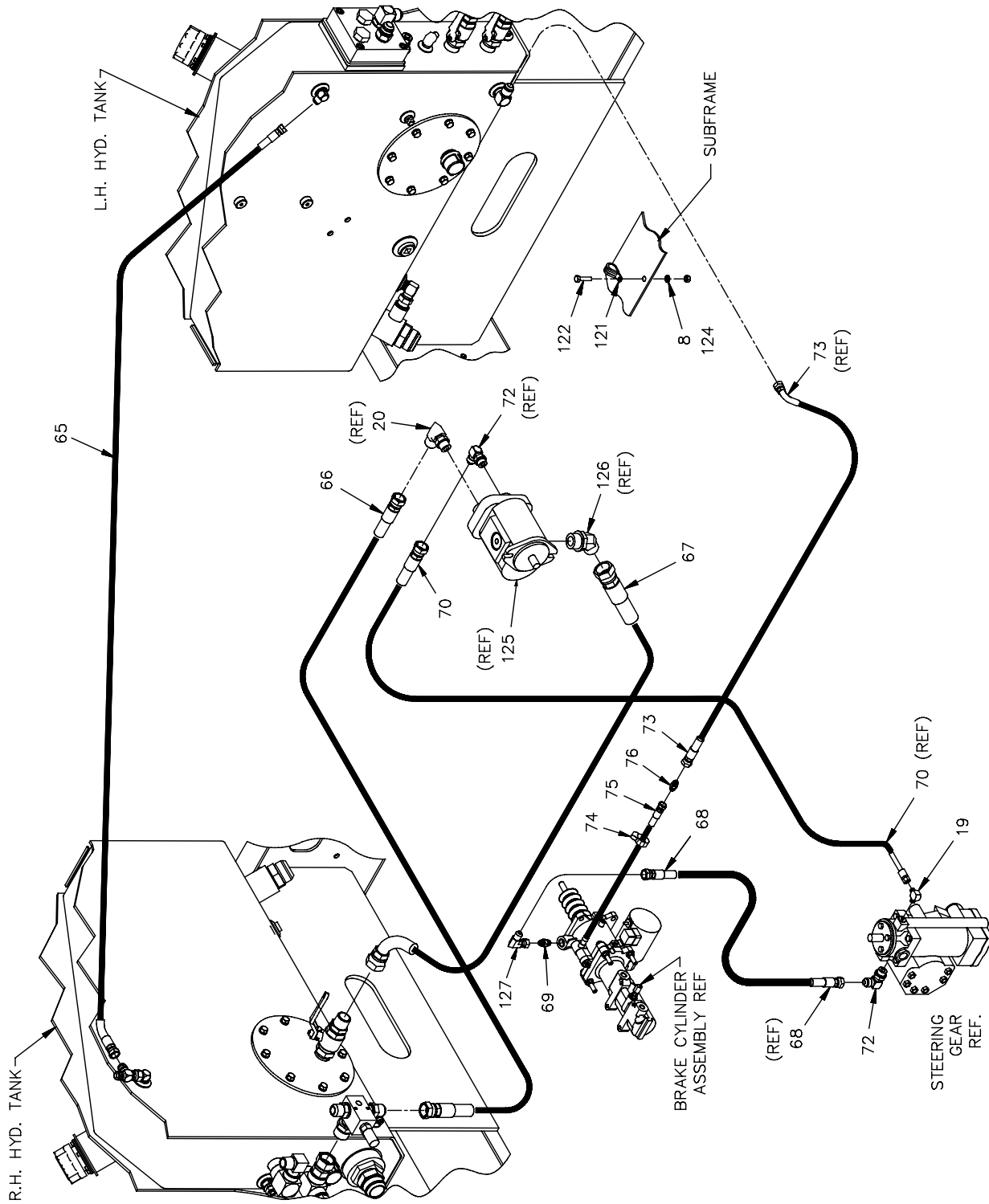
- 3. TIGHTEN ALL COMPONENTS IN THE ORIENTATION SHOWN.
  - 2. ITEMS 33,34, AND 35 CONNECT BETWEEN MANIFOLDS.
  - ⚠ REMOVE VALVE AND REPLACE WITH ITEM 31.
- NOTES, UNLESS OTHERWISE SPECIFIED:

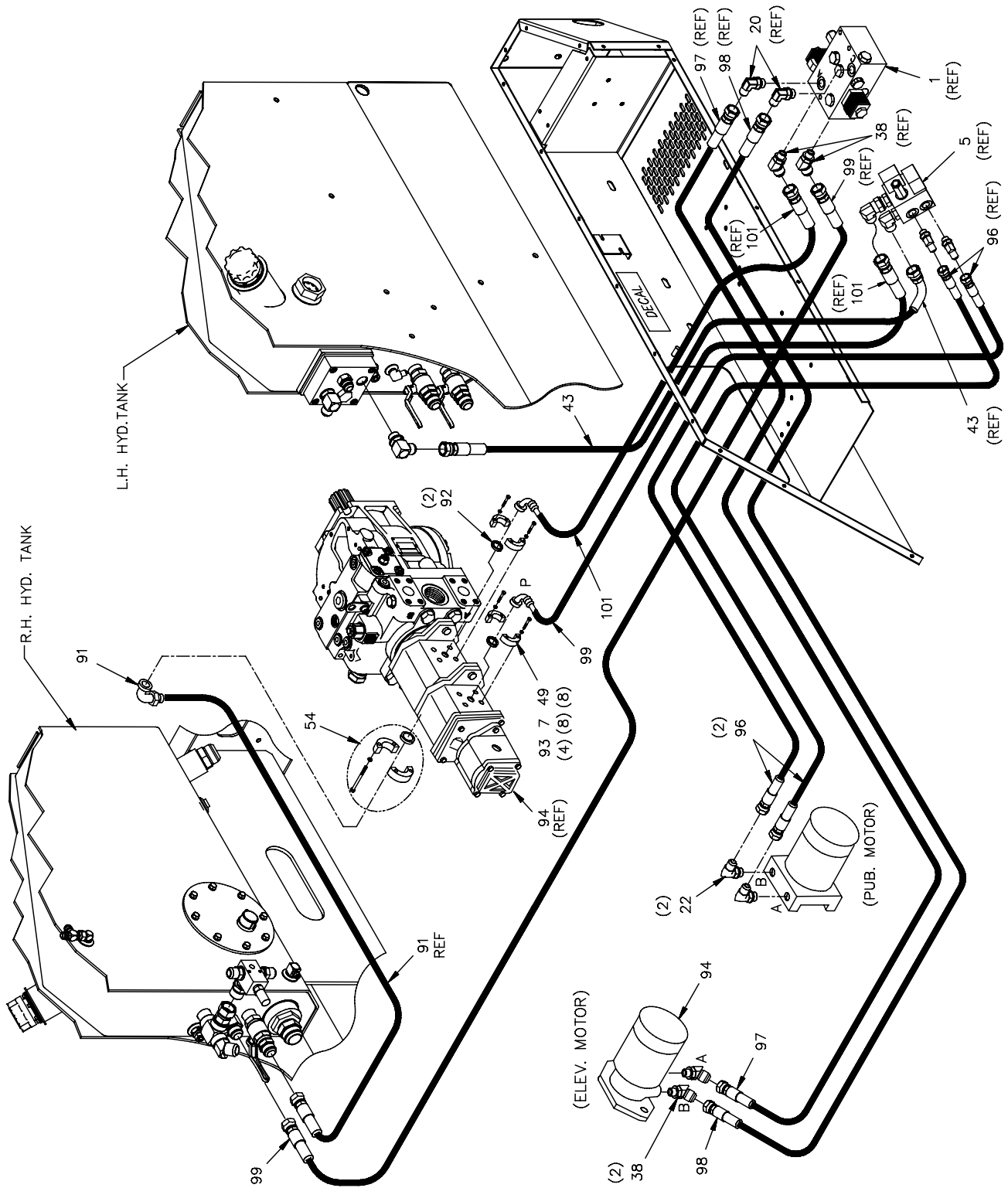










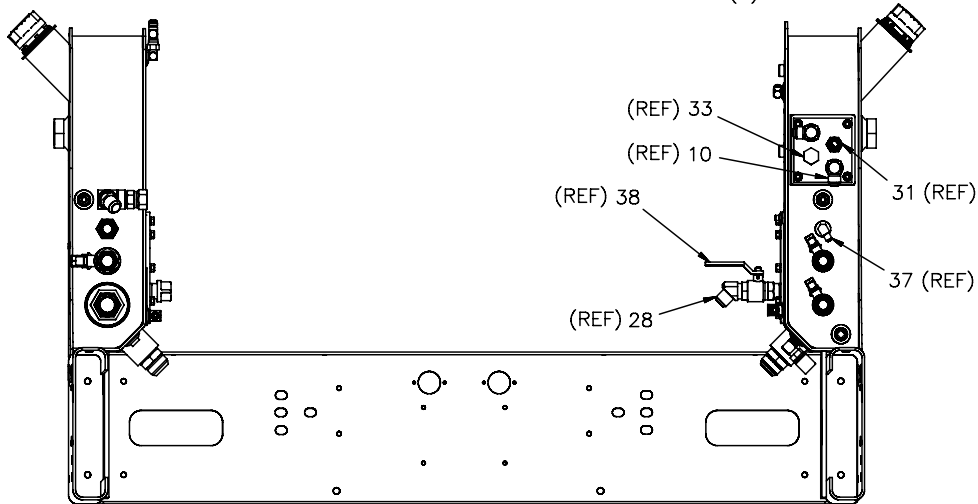
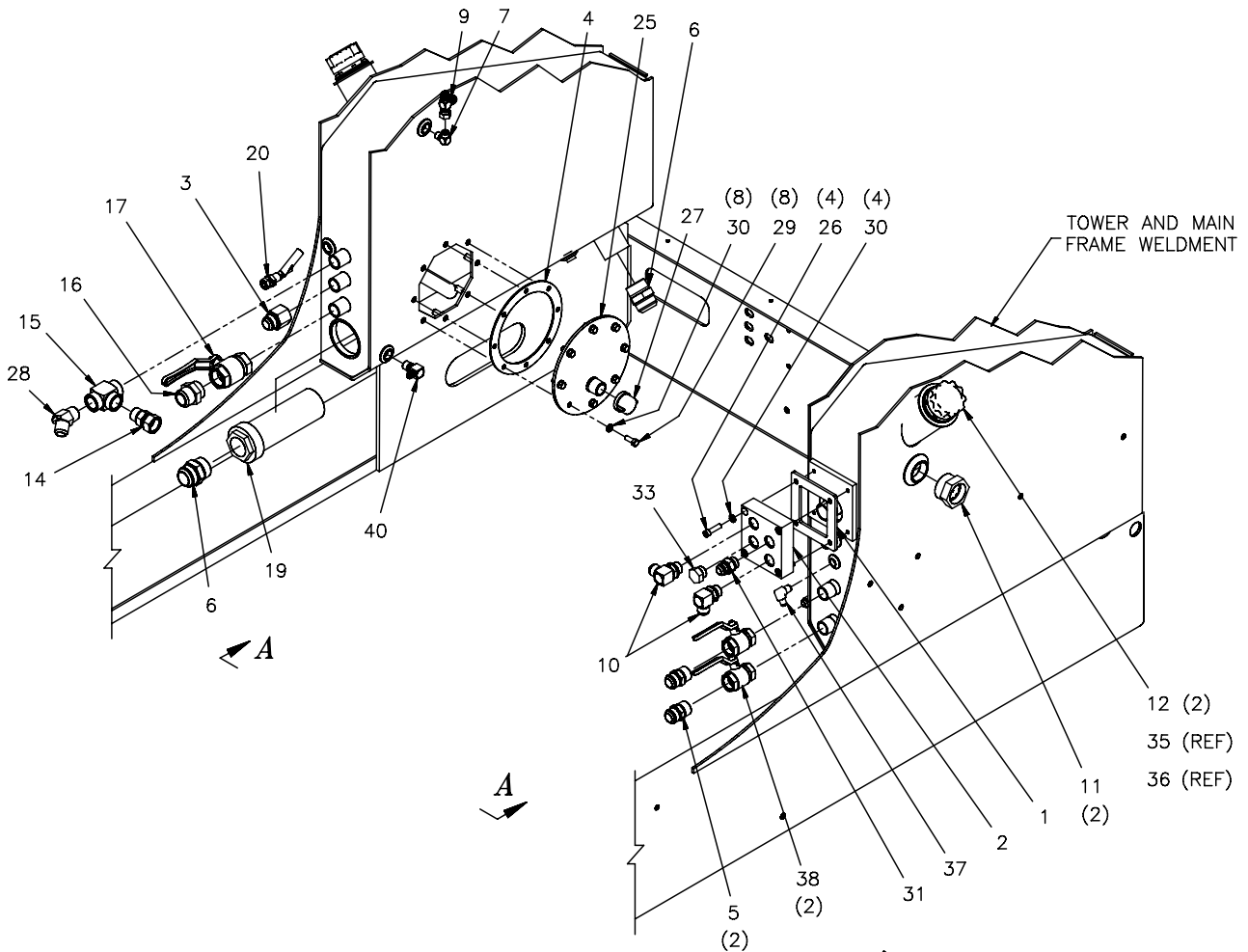


Item Pt No.	Description	Qty	Item Pt No.	Description	Qty
- 326398	Aux HYD Instl-Heavy Sweep 3D REF		51 323937	Water Separator Brkt, Wldmt	1
1 328023	Manifold- Elev/Pickup Broom	1	52 320465	Conn Mb-Mj-10-16	1
2 319870	Manifold- Hopper, Up/Down	1	53 054471	Elbow, Mb-Mj90-12	2
3 319875	Manifold- Split Blk, Brm Lift	1	54 320902	O-Ring Flange Set- 16 Cfhs	2
4 319871	Manifold- Gutter Broom Drive	1	56 320956	Hose Assy- 3/8 Id X 14.38 Lg.	1
5 319876	Manifold- Pub Drive	1	57 323127	Hose Assy, 3/4Id X 10.5"Cut	1
6 207576	Elbow, Mj-Fjx45-10	1	58 326063	Hose Assy, 3/8 Id X 20 Cut	1
7 035605	Washer Flat Uss Plated 1/4	8	59 322026	Hose Assy-1.0 Id X 81 Lg	1
8 030643	Washer- Loc Split Pltd 1/4 Gr8	3	60 326066	Hose Assy, 3/4 Id X 28 Cut	1
9 030489	Washer Flat Uss Plated 5/16	27	61 322297	Hose Assy- 3/4 Id X 34.0 Lg.	1
10 030373	Washer- Loc Split Plt 5/16 Gr8	22	62 327761	Hose Assy, 3/4 Id X 30 Cut	1
11 030483	Scr- Hxhd Pltd 5/16-18X3/4 Gr8	15	63 204282	Tee,Mj-Mj-Mb-6	1
12 323668	Elbow-Mj-Fjx45-12	1	64 327764	Hose Assy-3/4 Id X 52.0 Cut	1
13 306523	Elbow- Mb-Mj90LI-8	1	65 326070	Hose Assy, 1/2 Id X 56.5 Cut	1
14 030599	Nut- Plated, 3/8-16 Gr8	3	66 326067	Hose Assy, 3/4 Id X 27.5 Cut	1
15 030557	Washer Flat Uss Plated 3/8	3	67 326073	Hose Assy 1.0 Id X 54 Cut	1
16 030605	Washer- Loc,Split,Pltd,3/8 Gr8	10	68 318107	Hose Assy, 1/2 Id X 19 Cut	1
17 050353	Scr-Hx Hd,3/8-16X3-3/4 Gr8	3	69 303379	Adaptor	1
18 204003	Conn, Mb-Mj-6	7	70 318106	Hose Assy 1/2 Id X 240 Cut	1
19 251976	Elbow, Mb-Mj90-8-10	1	71 030617	Nut- Plated 5/16-18	8
20 351707	El,Mb-Mj90-10-12	8	72 620513	El, Mb-Mj90-8	4
21 322479	Angle, Elev. Manifold Support	1	73 321742	Hose Assy- 5/8 Id X 206.0 Lg.	1
22 620385	El,Mb-Mj90-10	5	74 044958	Clamp Hose #10	1
23 033147	Scr- Hx Hd Pltd 3/8-16 X 3/4	7	75 320544	Hose Assy, 1/2 Id X 12 Lg	1
24 055839	Elbow, Mj-Fjx90-12	1	76 035617	Union, Mj-Mj-10-10	1
25 302683	Conn, Mb-Mj-8-10	1	77 893704029	Trim- Plastic	1
26 056501	Conn, Mb-Mj-10-12	4	78 205791	Elbow Mb-Mj90-8-6	4
27 204272	Conn, Mb-Mj-10	4	79 890115007	Loom	2
28 322480	Angle, Manifold Support	2	80 400755	Clamp,Adj,2-1/2-7	2
29 031433	Scr- Hx Hd Pltd 5/16-18X1 Gr8	8	81 322507	Hose Assy 3/8 Id X 94.5 Lg	-
30 204257	Elbow-Mb-Mj45-10	2	82 301207	Plug-Mb-8	2
31 306101	Plug,Mb-10	3	83 322506	Hose Assy 3/8 Id X 158.0 Lg	-
32 205439	Tee, Mj-Mj-Fjx-10	1	84 324526	Decal, Manifolds Heavy Sweep	1
33 322505	Hose Assy 3/8 Id X 15.5 Lg	1	85 322376	Hose Assy 3/8 Id X 118.75 Lg	1
34 323799	Hose Assy-5/8 Id X 14.0 Cut	1	86 320957	Hose Assy- 3/8 Id X 53.75 Lg	1
35 322509	Hose Assy 5/8 Id X 4.25 Cut	1	87 322372	Hose Assy 3/8 Id X 90.38 Lg	2
36 326303	Hose Assy 3/4 Id X 29 Cut	1	88 322370	Hose Assy 3/8 Id X 200.75 Lg	1
37 322374	Hose Assy 3/8 Id X 17.75 Lg	1	89 322371	Hose Assy 3/8 Id X 143.0 Cut	1
38 055882	El, Mb-Mj45-10-12	4	90 322677	Hose Assy, 3/8 Id X 52.75 Lg	2
39 322791	Valve Check	1	91 322254	Hose Assy- 1.0 Id X 63.0 Lg.	1
40 101845	Adapter, Mp-Mj-6	2	92 307015	Seal - Static Face 3/4"	2
41 896365	Sealant-Pipe Thd 1.00000	-	93 300324	Half-Split Flange 3/4 (Code61)	4
42 322375	Hose Assy 3/8 Id X 21.88 Lg	1	94 380866	Pump, Triple 26+22+17	1
43 323746	Hose Assy 3/4 Id X 27.0 Cut	1	95 324462	Hose Assy 5/8 Id X 170.0 Cut	2
44 315128	Hose Assy-5/8 Id X 64 Lg	1	96 322515	Hose Assy 5/8 Id X 80.5 Lg	2
45 308591	Filter - High Pressure	1	97 322518	Hose Assy-5/8 Id X 111 Cut	1
46 054289	Elbow, Mb-Mj90-6	5	98 322519	Hose Assy-5/8 Id X 106.5 Cut	1
47 316932	Conn, Mb-Mj-12-16	1	99 326069	Hose Assy, 3/4 Id X 109 Cut	1
48 324643	Hose Assy, 1.0 Id X 83.0 Cut	1	101 322516	Hose Assy, 3/4"Id X 54.5"Cut	2
49 033139	Scr- Hxhd Plt 3/8-16X1-1/4 Gr8	8	102 322660	Hose Assy, 5/8 Id X 32.62 Lg	4
50 352825	Scr-Hx Hd Cap,1/4-20X3-1/2	2			



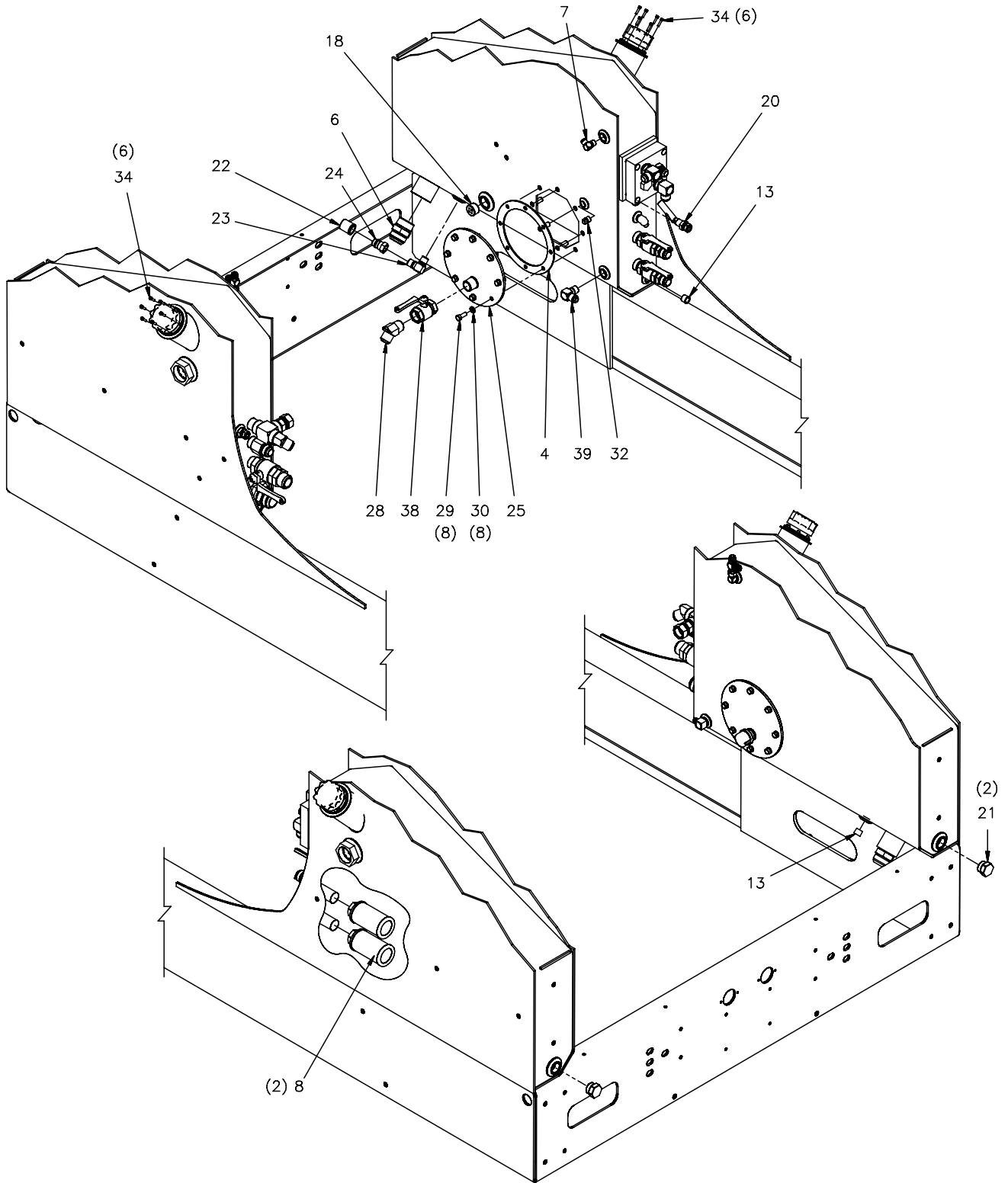
Item Pt No.	Description	Qty
103 324461	Hose Assy 5/8 Id X 113.0 Cut	2
104 057648	El-Blkhd,Mj-Mjh45-10	4
105 035045	Nut-Jam, Plated, 7/8-14	4
106 308598	Spacer	2
107 314360	Assy-Relief Valve	1
108 010273	Plug, Hyd,1/4 Npt	2
109 251975	Elbow Mj-Fjx90-10	5
110 323762	Connector, Mb-Mj-20-12	2
111 323759	Filter Head	1
112 323760	Filter Elmt Spin-On, Water Sep	1
113 323969	Adapter Brkt Wldmt	1
114 033151	Scr- Hx Hd 1/2-13 X 1-1/2 Gr8	2
115 030592	Washer- Loc, Splt Pltd 1/2 Gr8	2
116 602710	Grommet An931-B16-22	1
117 355336	Adapter, Mp-Mb-20-20	1
118 355337	Check Valve 1-1/4 Npt	1
119 305870	El, Mb-Mj45-8	1
120 326436	Support Weldment,Ps Hose	1
121 900093	Clamp Loop Dg 12	1
122 033125	Scr- Hx Hd Pltd 1/4-20 X 1 Gr8	1
124 030703	Nut Hex 1/4-20 Unc	1
125 325946	Drive Gear,Power Steering Pump	-
126 327619	Elbow, Mj-Mp90-16-20	1

Item Pt No.	Description	Qty
-------------	-------------	-----

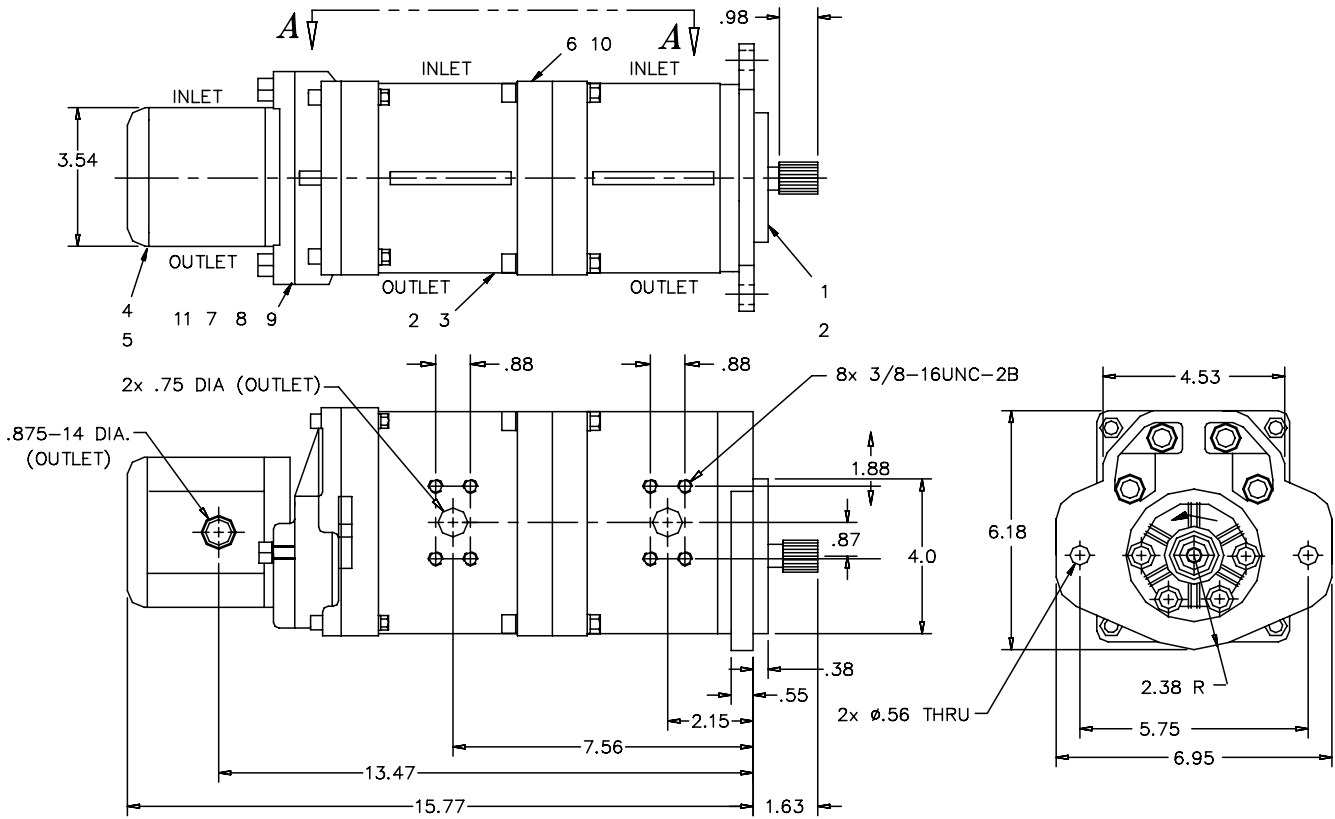


*VIEW A-A*



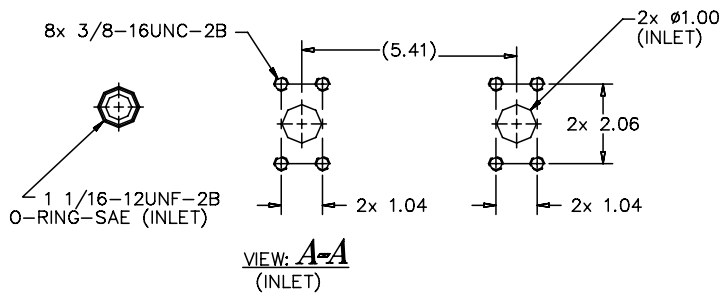


Item Pt No.	Description	Qty
- 326399	Hyd Tank -Heavy Sweep	*D REF
1	320319 Gasket- Return Manifold (N)	1
2	320316 Return Manifold	1
3	312938 Conn,Mj-Fp-16	1
4	300664 Ring, Gasket, Hyd. Tank Cover	2
5	115072 Conn, Mj-Mp-16	2
6	320969 Adapter- Mj-Mp-24	3
7	33905 Elbow Mj-Mp90-8	2
8	318356 Suction Strainer	2
9	204295 Tee Fjx-Mj-Mj-8	-
10	054471 Elbow, Mb-Mj90-12	2
11	325424 Oil Gauge 2", Level Ring	2
12	301310 Breather Flng Air	2
13	033991 Plug, Hex Socket - 1/2 Npt Galv(N)	2
14	326030 Adaptor, Mp-Fjx-16	1
15	320592 Tee- Fp-Fp-Fp-16	1
16	326468 Adaptor, Mj-Mp-16-20	1
17	180703 Ball Valve, 1 1/4" Npt	1
19	326835 Strainer, Suction, Internal, Hyd.	1
20	322069 Float Sensor Assy.	2
21	325034 Hex Head Plug 16 P50N	2
22	324080 Dust Cap, 1/2 In. Sm Series	1
23	057081 Elbow Mp-Mp90-8	1
24	324422 Nipple, Quick Coupler	1
25	312249 Weldment Cover	1
26	034409 Scr, Socket Hd 3/8-16X1-1/2" (Gr.8)	4
27	326993 Cover Plate, Hydraulic Tank	1
28	109455 El, Mj-Mp45-16	2
29	034423 Screw-Hx Hd,3/8-16 X 1 Gr8	16
30	030605 Washer-Lock,Split,Plated,3/8 (Gr.8)	20
31	206382 Conn, Mb-Mj-12	1
32	030251 Plug- Pipe 3/8 Sq Hd	1
33	311315 Plug, Mb-12	1
34	651351 Scr, Socket Hd #10-32X3/4" (Gr.8)	12
35	380017 Gasket,Hyd Tank Fill	-
36	381652 Gasket-Rubber 1.5 Id X 2.312Od	-
37	033911 Elbow, Mj-Mp90-6	1
38	308883 Valve, Ball 1"	3
39	033902 Fitting Mj-Mp90-10-8	1
40	033907 Elbow, Mj-Mp90-6-8	1
41	325603 Ball Valve, 1-1/2"	1




**PUMP DATA:**

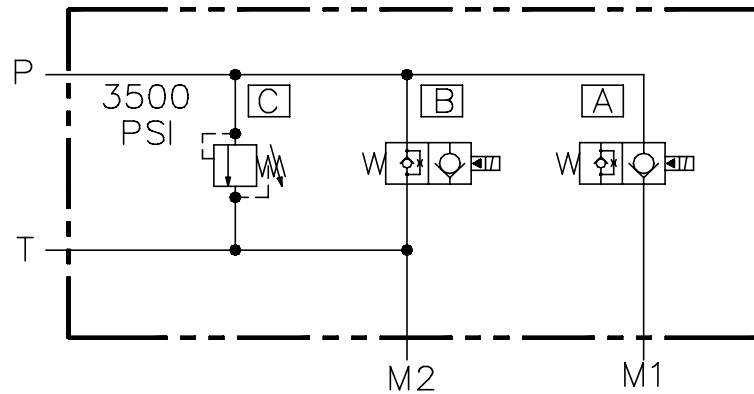
POTATION \_\_\_\_\_ CW  
 DISPLACEMENT FRONT \_\_\_\_\_ 1.60 CUIN (26CC/REV)  
 DISPLACEMENT REAR \_\_\_\_\_ 1.03 CUIN (16.8 CC/REV)  
 DISPLACEMENT CENTER \_\_\_\_\_ 1.35 CUIN (22 CC/REV)  
 MAX. PRESSURE FRONT, CENTER & REAR \_\_\_\_\_ 3600 PSI  
 MAX SPEED FRONT, CENTER & REAR \_\_\_\_\_ 3000 RPM



NOTE: ALL DIM'S ARE REF.

Item	Pt No.	Description	Qty	Item	Pt No.	Description	Qty
-	<b>380866</b>	<b>Triple Gear Pump Assembly</b>	<b>B Ref</b>	9	381341	O-ring, Type X	1
1	380867	Gear Pump-front	1	10	381342	O-rings, Set Of 2, Type Y	2
2	380862	Seal Kit-sundstrand Pump	2	11	310901	Cplg-fem. Spline	1
3	381319	Gear Pump-center	1				
4	314003	Pump-gear	1				
5	380799	Seal Kit-sundstrand Pump	1				
6	312662	Intermediate Kit, Type Y	1				
7	312663	Intermediate Kit, Type X	1				
8	381340	O-rings, Set Of 2, Type X	2				

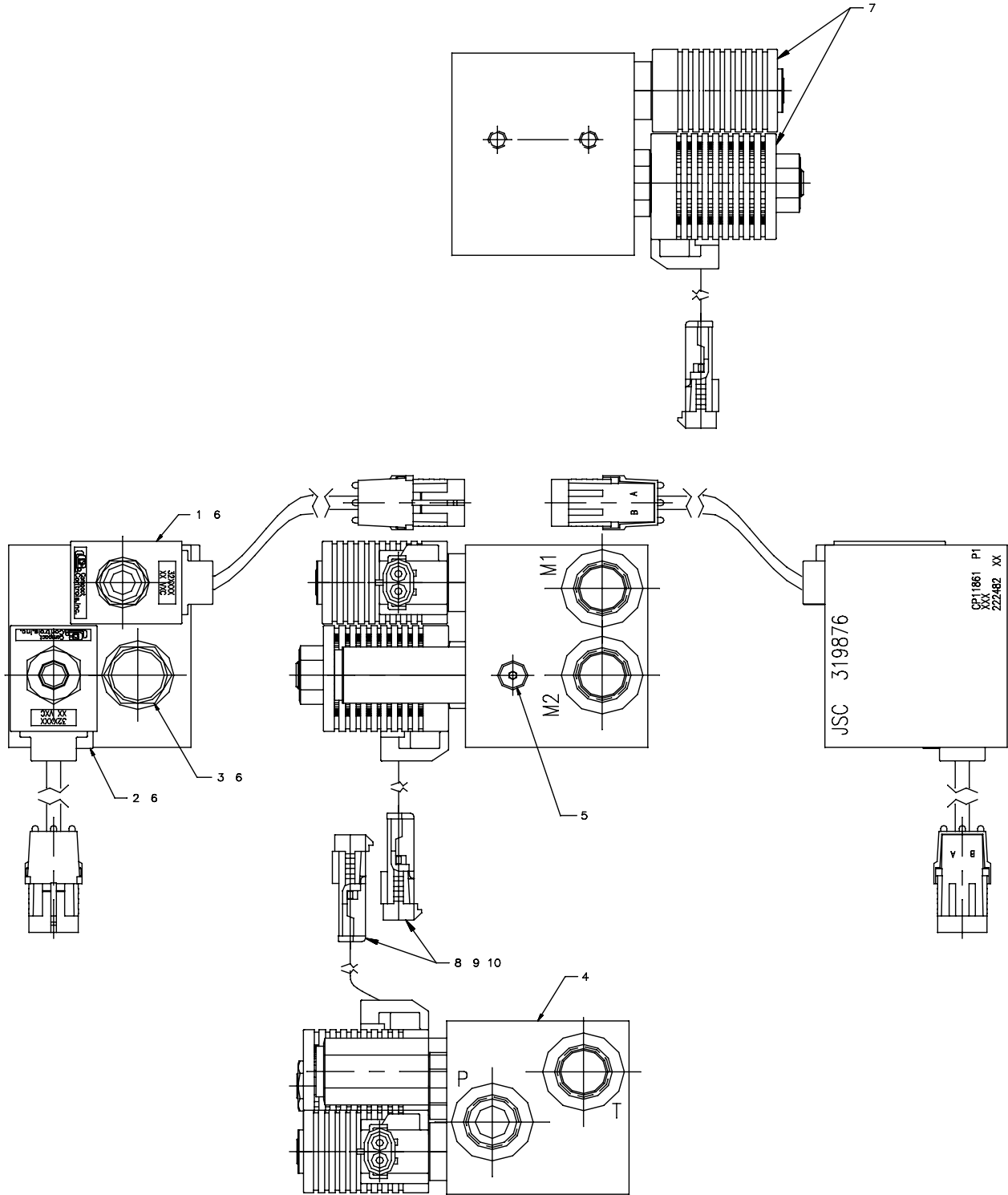
This page intentionally left blank



## HYDRAULIC SCHEMATIC

9. TEST PER TEST PROCEDURE CP11861.
8. INSTALL TAPERED SAE PLUGS PER PC19.
7. INSTALL CARTRIDGES PER PC11.
6. ALL PORTS ARE #10 SAE.
5. PART IDENTIFICATION, REVISION LEVEL, DATE OF MANUFACTURE AND PORTS IDENTIFICATION TO BE ENGRAVED .25 HIGH, .015" TO .020" DEEP.
4. ALL WIRE LEADS TO BE 6" LONG AND TERMINATE WITH WEATHER PACK CONNECTOR (HALF SHROUD) P/N 353113.
3. FINISH: ANODIZE PER MIL-A-8625, TYPE II, CLASS 2 - GOLD
2. MATERIAL: ALUMINUM 6061-T6 PER QQ-A-225/8 OR EQUIVALENT.
1. THE COMPONENTS LISTED ARE FOR MANIFOLD SERVICE PARTS ONLY.

NOTES, UNLESS OTHERWISE SPECIFIED.





---

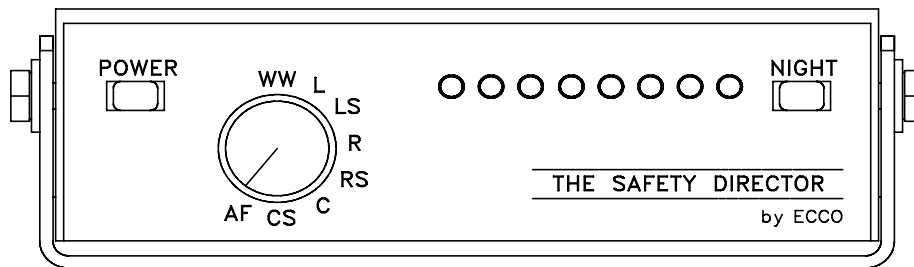
<u>Item</u>	<u>Pt No.</u>	<u>Description</u>	<u>Qty</u>
-	319876	<b>Manifold- Pickup Broom</b>	<b>C Ref</b>
1	381200	Solenoid Valve (Normally Closed)	0
2	381215	Solenoid Valve (Normally Open)	0
3	381209	Relief Valve	0
4	381222	Body	0
5	381204	Plug- #2 Tapered Sae	0
6	381258	Seal Kit-compact Controls	0
7	381256	Coil, Compact Controls	0
8	353113	Conn Shroud Half	0
9	315687	Terminal - Male (Kd)	0
10	315686	Seal- Wire	0

<u>Item</u>	<u>Pt No.</u>	<u>Description</u>	<u>Qty</u>
-------------	---------------	--------------------	------------

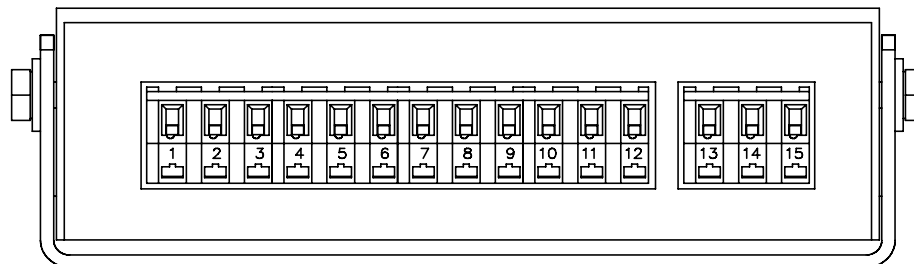




This page intentionally left blank

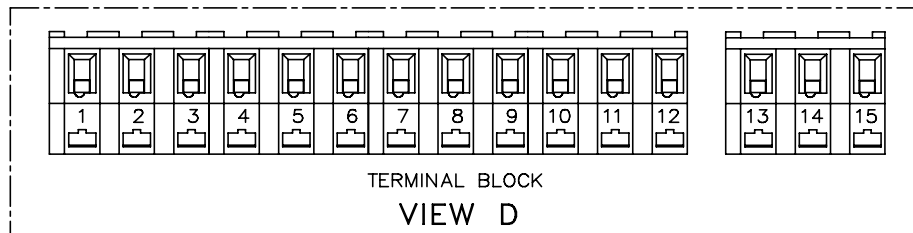


FRONT VIEW OF CONTROL BOX



REAR VIEW OF CONTROL BOX

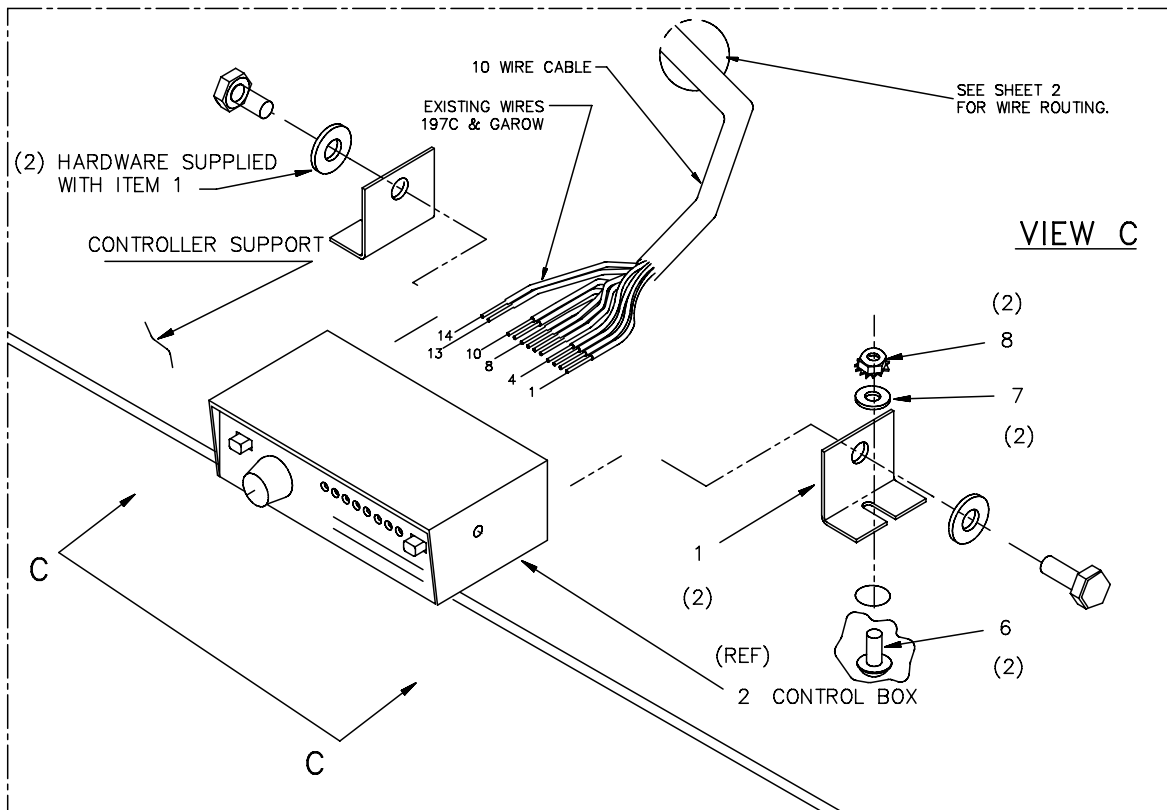
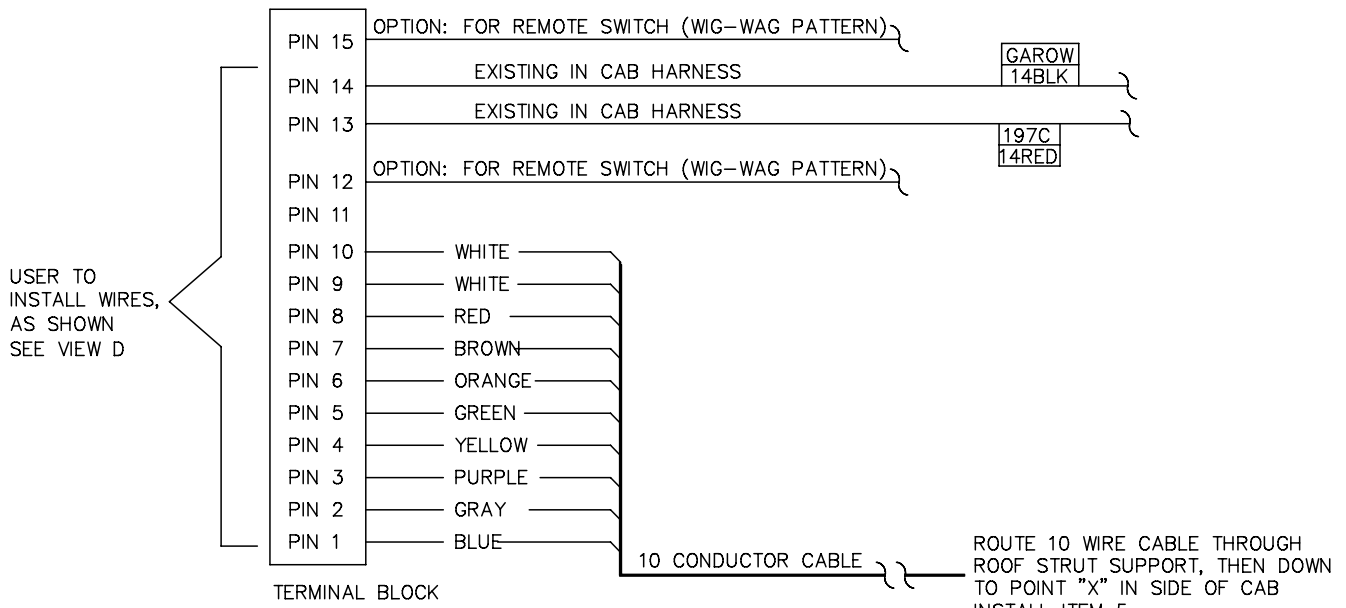
SEE NOTE 8



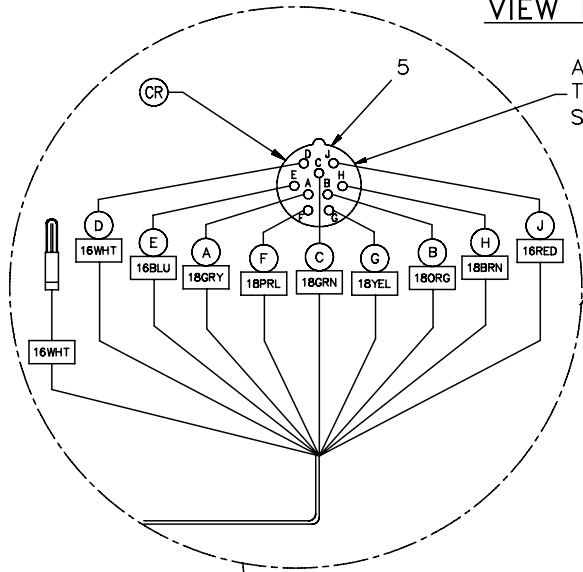
TERMINAL BLOCK  
VIEW D

8. SUPPLIED MOUNTING BRACKET NOT USED.
7. LIGHTS ON CONTROL BOX WILL SHOW SAME PATTERN AS THE ARROW STICK.
6. INSTALL ITEM 5 TO 10 TEN WIRES IN CABLE. SEE SHEET 2, VIEW B. CONNECT BOTH MATING HALFS OF THE 9 PIN DEUTSCH PLUG
5. INSTALL ITEM 1 TO CONTROL BOX ITEM 2 AS SHOWN IN VIEW C ON PAGE 1 OF 3. THEN INSTALL ITEM 1 AND 2 TO CAB AS SHOWN IN VIEW C-C ON PAGE 2 OF 3.
4. INSERT LINE 197C IN CAVITY 13, AND GAROW IN CAVITY 14.
3. ROUTE THE REMAINING HALF OF THE 10 WIRE CABLE THROUGH THE ROOF STRUT SUPPORT OF CAB. CONNECT 10 WIRE CABLE TO PINS 1 THRU 10 SHOWN ABOVE. PINS 11,12 AND 15 ARE NOT USED!
2. ROUTE CABLE FROM ARROW STICK DOWN TO THE LEFT SIDE CHASSIS FRAME RAIL TO POINT "X" IN LH SIDE OF CAB.
1. INSTALL ITEM 2, 3 & 4 (ARROW STICK) ON REAR OF HOPPER PIVOT TUBE. SEE SHEET 3.

NOTES; UNLESS OTHERWISE SPECIFIED:

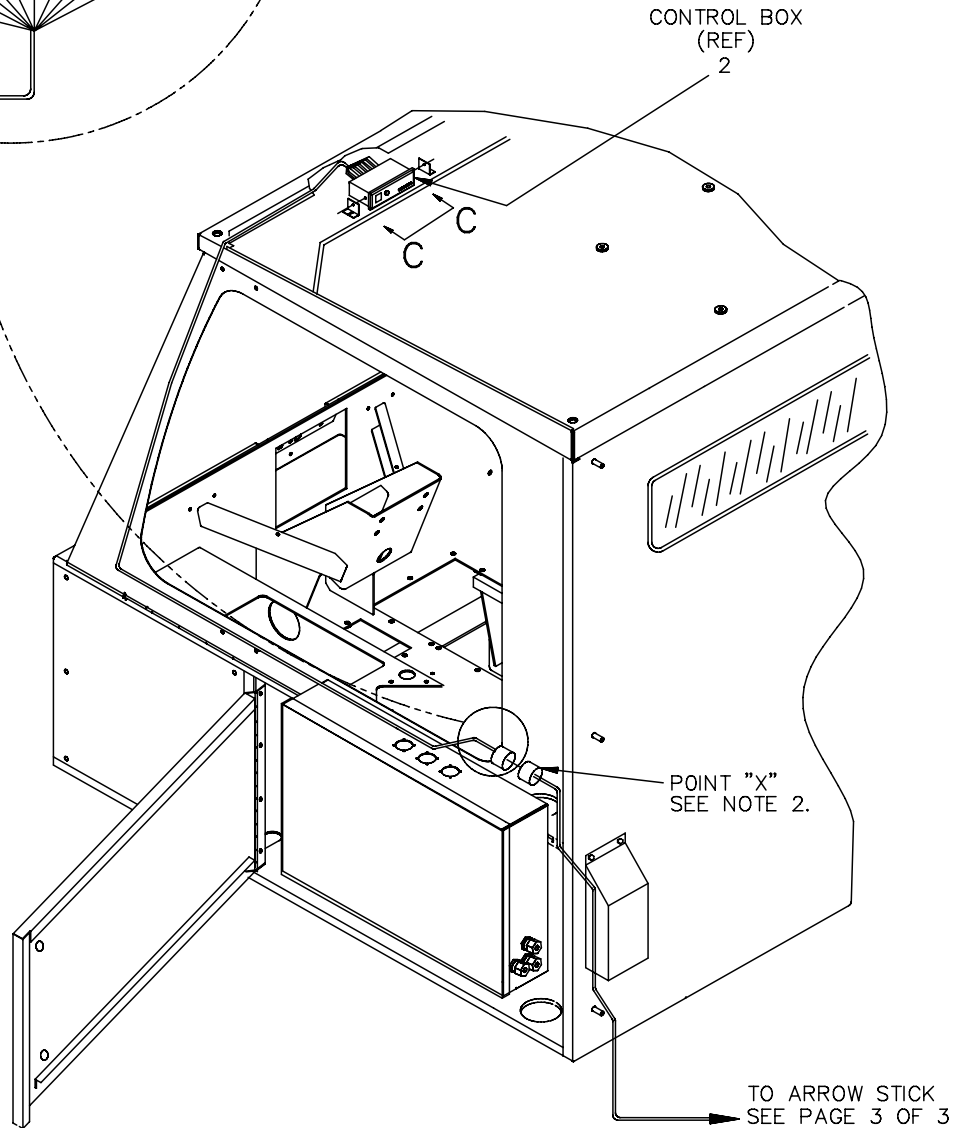


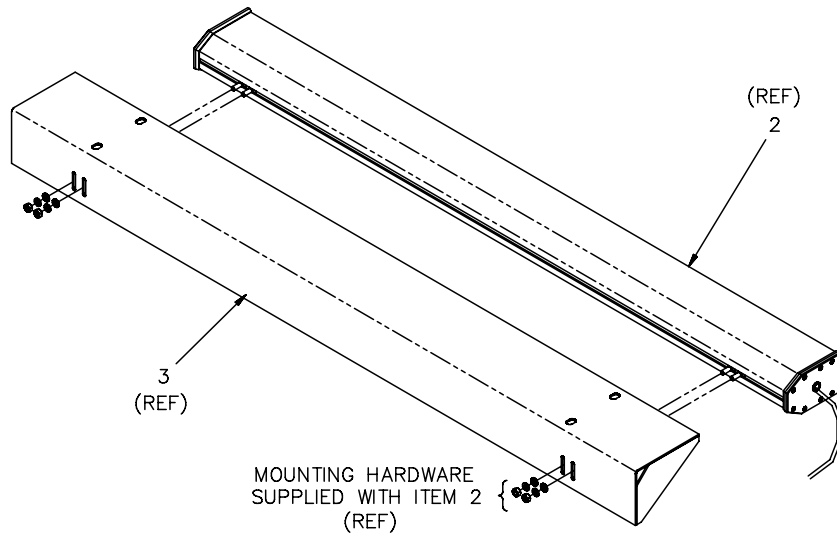
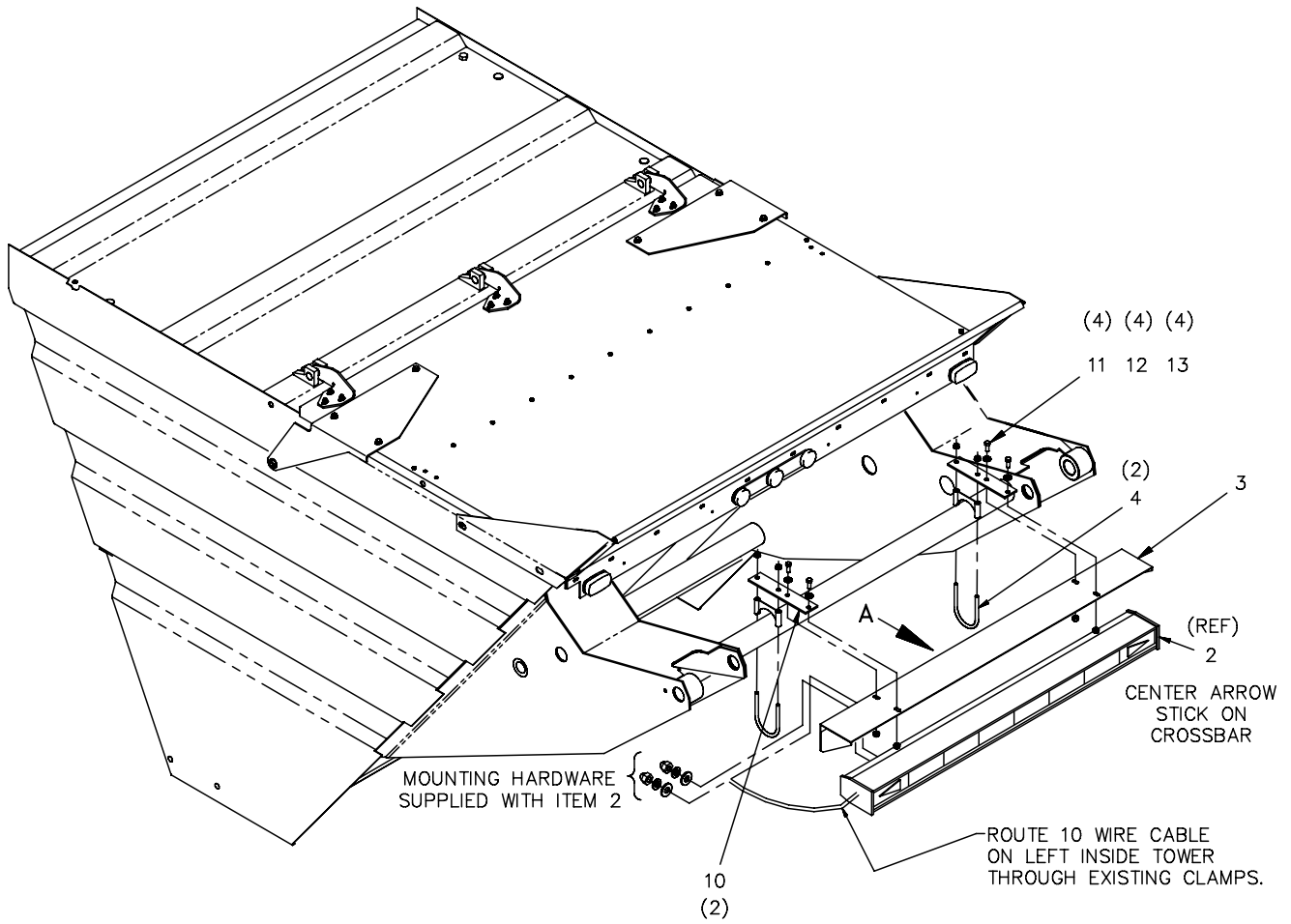
**VIEW B**



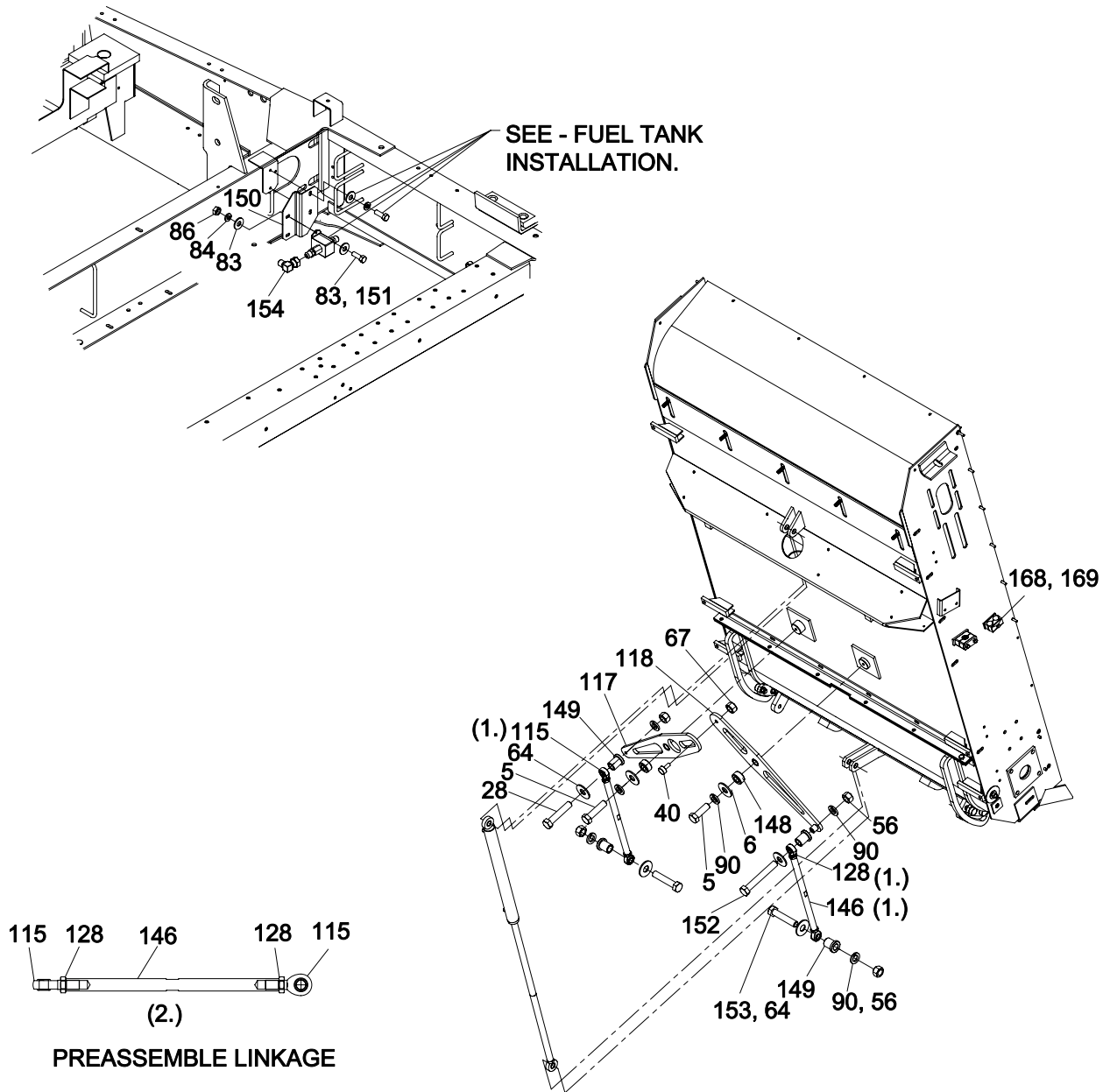
AFTER INSERTING WIRES INTO ITEM 5 CONNECT TO MATING PLUG ITEM 2 ON ARROW STICK. SEE DRAWING (322549)

CONNECTS TO MATING RECEPTACLE ITEM 5 ON ARROW STICK. SEE DRAWING (322549)

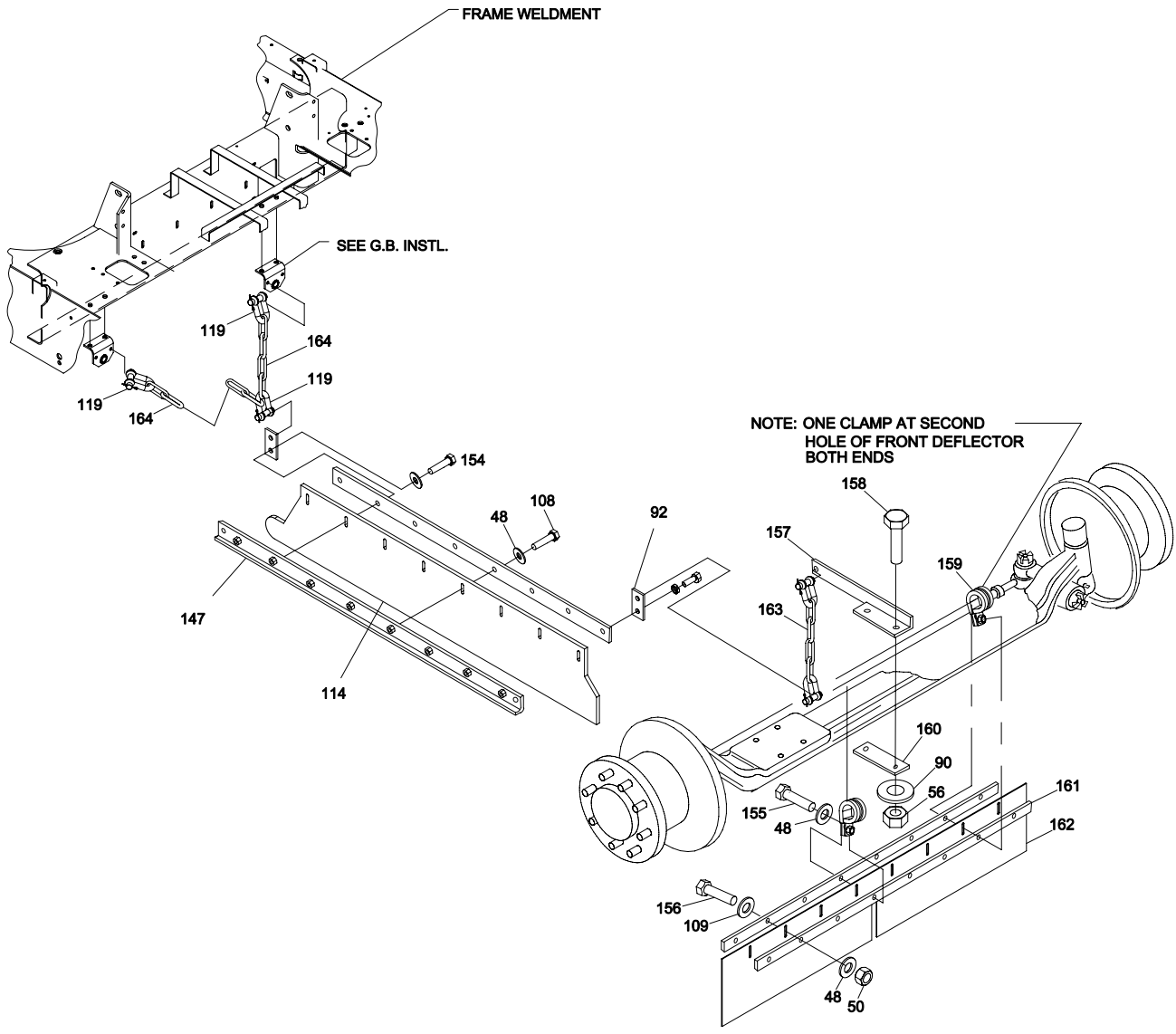




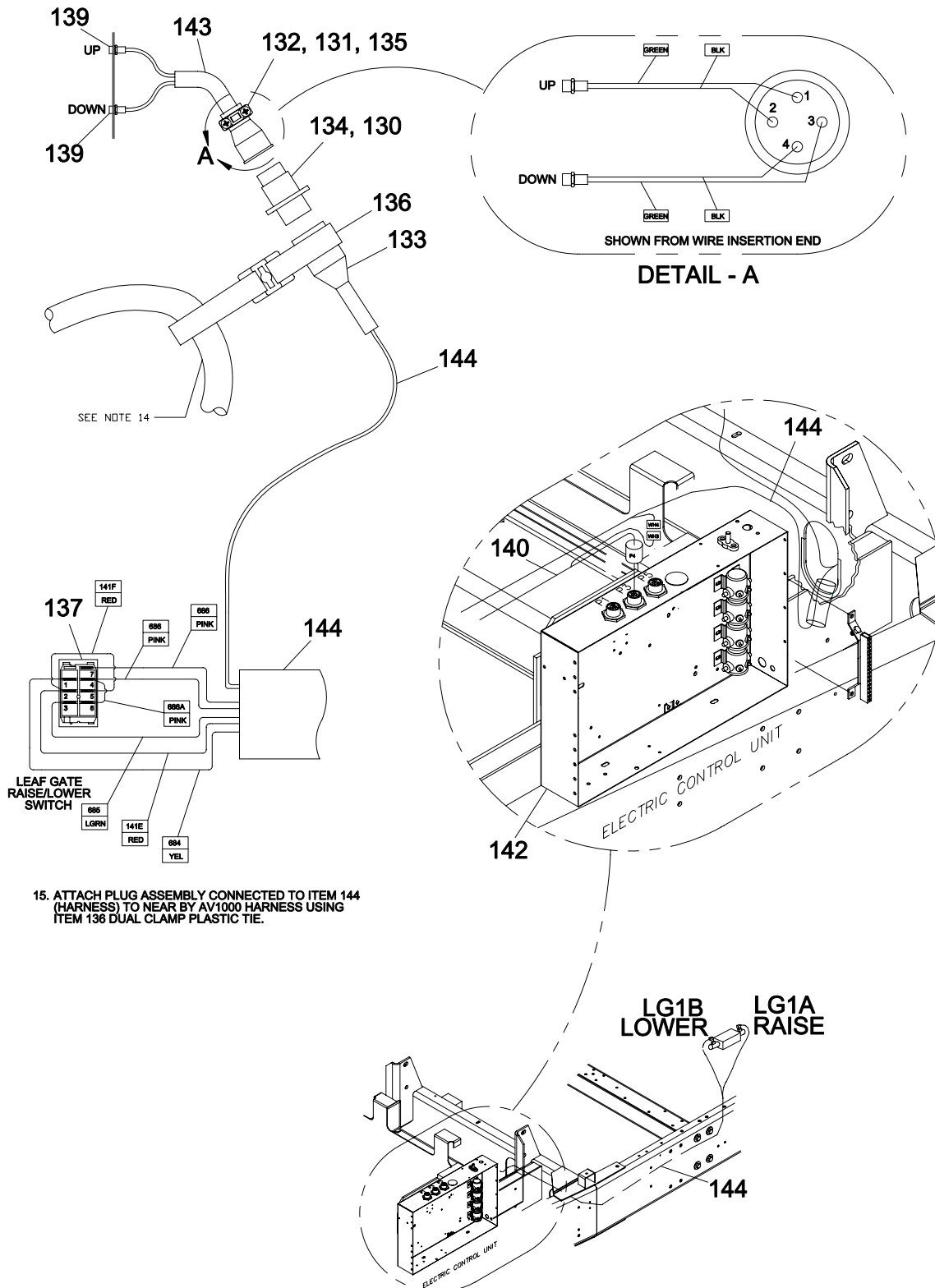
VIEW A



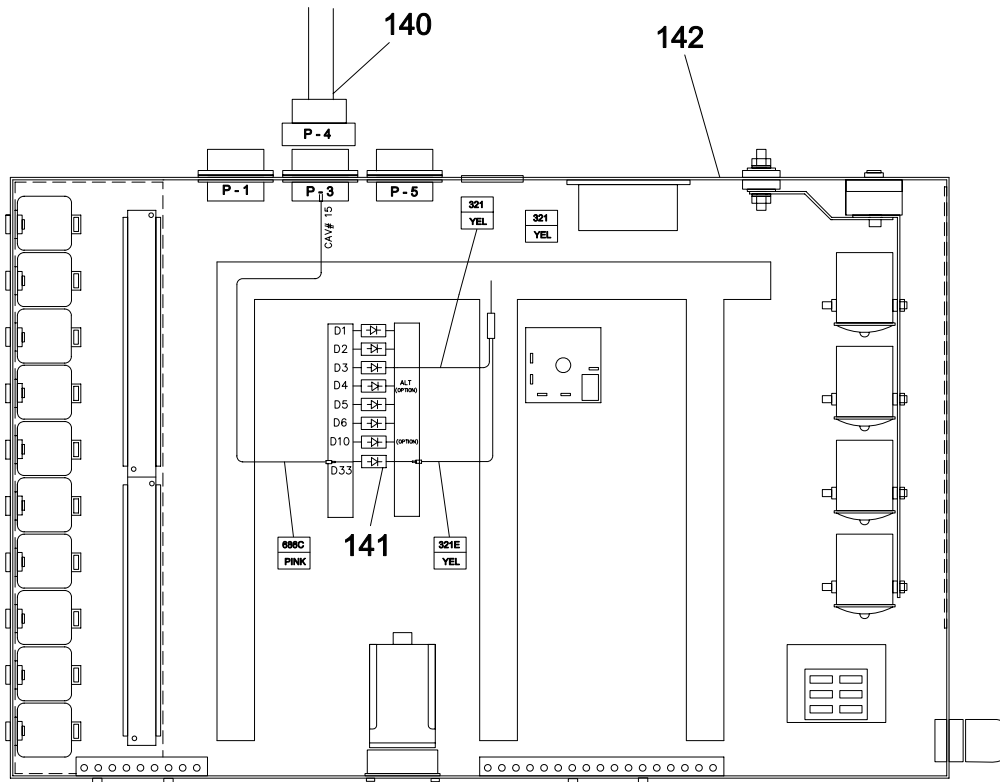
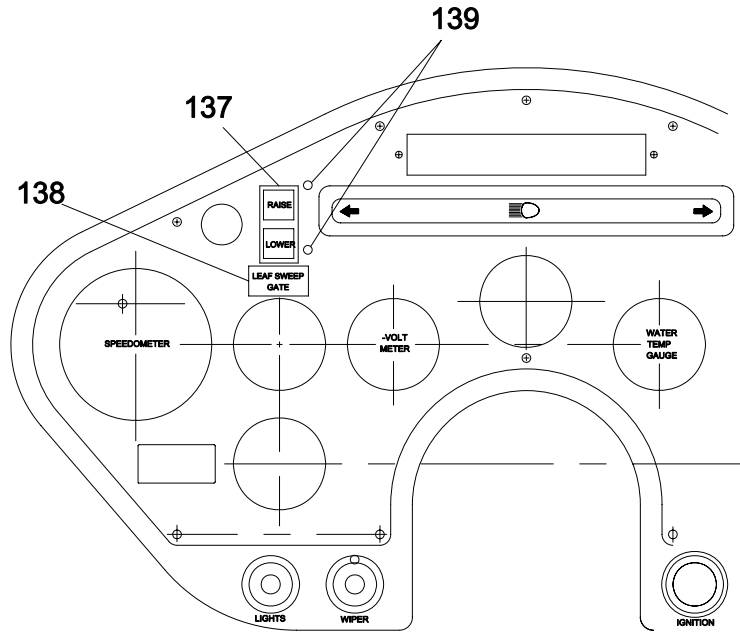
1. PREASSEMBLE ITEMS 146, 128 & 115 AND SET CENTER TO CENTER DIMENSION OF 20.8. IF ADJUSTMENT IS NEEDED ADJUST ONE SIDE ONLY. TIGHTEN JAM NUTS ITEM 128 AFTER LINKAGE IS INSTALLED AND ADJUSTED.
2. INSTALL BEARINGS (ITEM 13, & 65) WITH GREASE FITTINGS INDEXED AS SHOWN & GREASE CAP DRAIN HOLE POINTING DOWNWARD, TYPICAL (4) PLACES.



**FRONT DEFLECTOR  
4 WHEEL**





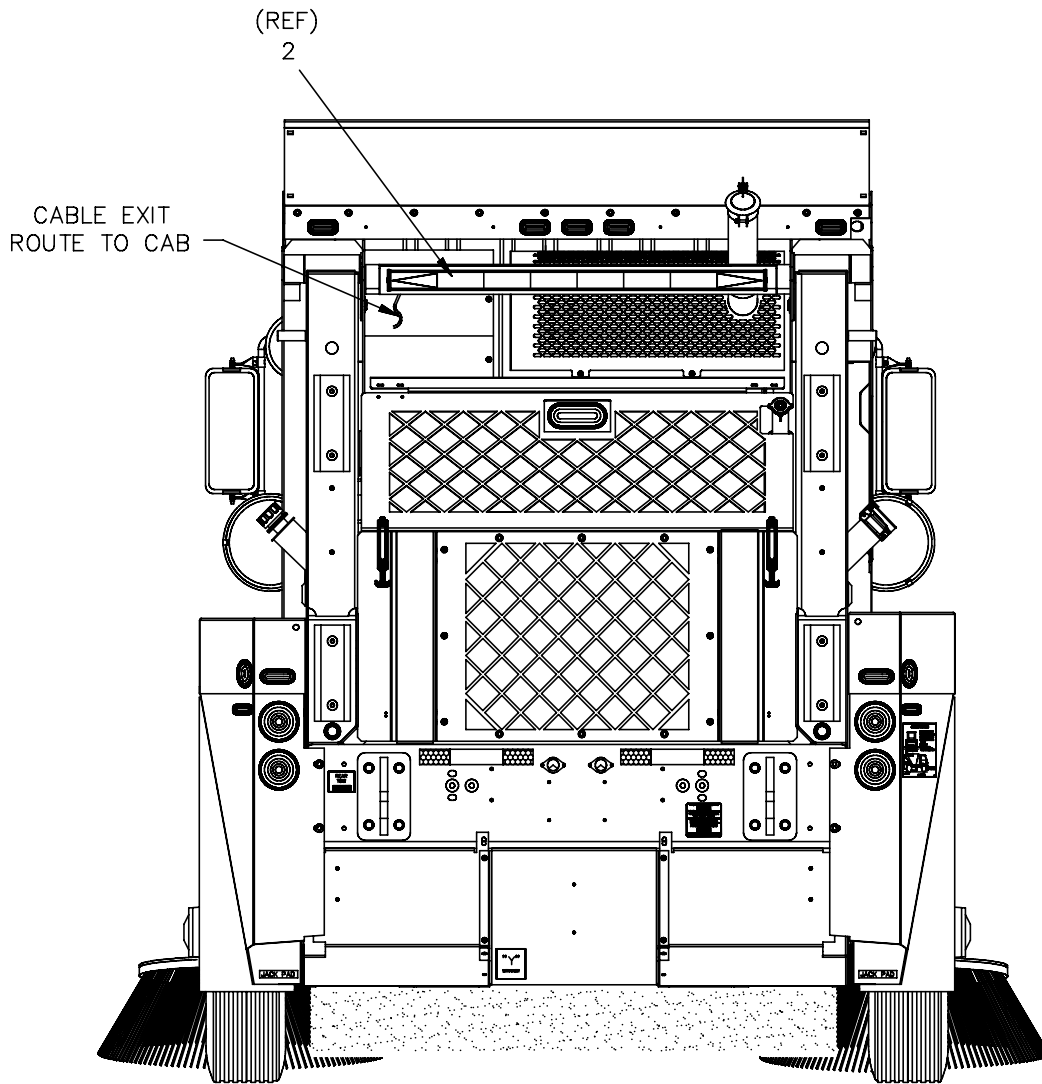
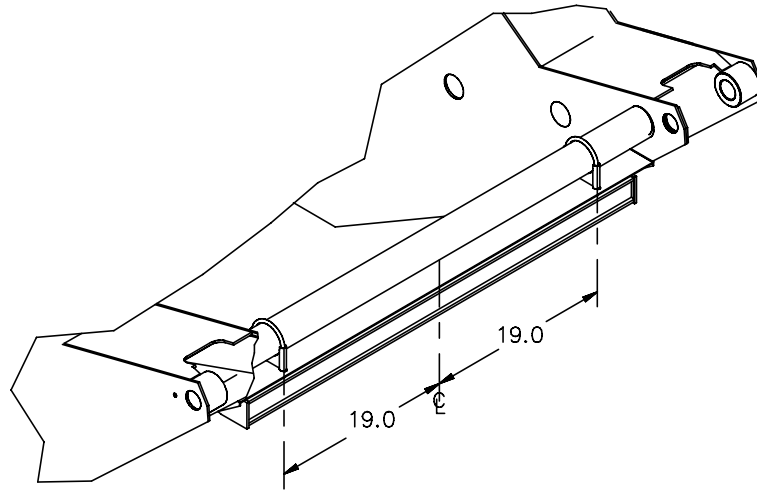


Item Pt No.	Description	Qty	Item Pt No.	Description	Qty
-	<b>326618 Actuated Leaf Gate Instl.</b>	<b>*3E REF</b>	51	326577 Plate, Retainer - Short	2
1	310590 Elev Bottom Plate Wldt	1	52	305467 Scr-Hx Hd,Plt,5/8-11X2-1/2 Gr8	12
2	326021 Weldment,Elevator Bottom	1	53	308769 Spacer	2
3	308827 Elev Side Plate Wldmt Rh	1	54	891486 Antiseize 1.00000	-
4	308826 Elev Side Plate Wldmt Lh	1	55	310904 Elev. Adj. Weldment	6
5	033151 Scr- Hx Hd 1/2-13 X 1-1/2 Gr8	26	56	030596 Nut- Plated, 1/2-13	10
6	030595 Washer Flat Uss Plated 1/2	25	57	310903 Scr-Hx Hd,1/2-13X6-1/2 Gr8	6
7	034599 Nut-Nyl Insert, Plated, 1/2-13	56	58	350577 Side Plate - Elevator	2
8	611270 Washer, 3" Od	20	59	350475 Split Sprocket - Hardfaced	-
9	381745 Elevator Belt Option 7 Flight	2	60	308612 Motor Rwk	1
10	308832 ** Elev Half Shaft Assy.	3	61	326045 Hyd Cyl,1.5 Bore X16.88 Stroke	1
11	308833 ** Elev Half Shft Assy, Motor S	1	62	325737 Adapter, Mb-Mj-4-6	1
12	350565 Bearing Bracket Weldment	2	63	326043 Clevis Pin 3/4 Dia X 2.5 Lg	2
13	313002 Elev Bearing Rework- Cap Drain	3	64	023687 Washer Flat Sae Plated 1/2	8
14	053472 Scr-Hx Hd,5/8-11X2-3/4	8	65	322453 Flanged Ball Brg. W/O Cap	1
15	038598 Nut-Nyl Insert, Plated, 5/8-11	28	66	030558 Washer Flat Uss Plated 5/8	13
16	309144 Bolt-Carr,5/8-11X2-1/2	8	67	380106 Nut-Lock,1/2-20 (Conelock)	5
17	032018 Nut- Jam Plated 3/4-10	2	68	314469 Hairpin-5/8 Dia Shaft	2
18	031505 Washer- Loc Split Pltd 3/4	4	69	322712 Tee- Mjt-6	1
19	030426 Nut- Plated, 3/4-10	6	70	325920 Hose Assy, 3/8 Id X 65 Cut	1
20	350567 Bolt Retainer Plate	4	71	323340 Hose Assy 3/8 Id X 75.0 Cut	1
21	310607 Bolt-Carr,1/2-13X2	8	72	355995 Hose Assy-3/8 Id X 148 Lg	2
22	30025501 Sprocket Shield - Machined	4	73	325878 Stack Valve Assembly	1
23	326020 Weldment,Elevator Leaf Gate	1	74	033052 Tee, Fp-Fp-Fp-4	1
24	300084 Tube-Spacer	8	75	325690 Test Port & Cap 1/8 X 1/4Mpt	1
25	300063 Defl Pad	4	76	326081 Adapter, Mp-Fjx-4-6	1
26	031433 Scr- Hx Hd Pltd 5/16-18X1 Gr8	27	77	204003 Conn, Mb-Mj-6	3
27	606999 Washer,Flat.386ld X 1.5Od,10Ga	16	78	033915 Elbow, Mj-Mp90-6-4	1
28	305400 Scr-Hx Hd,Plt,1/2-13X2-1/2 Gr8	9	79	054681 Tee, Mj-Fjx-Mj-6	1
29	317842 Cstg-Stop,Machined,Lh	1	80	326485 Adapter,Fp-Fjx-4-6	2
30	317841 Cstg-Stop,Machined,Rh	1	81	054289 Elbow, Mb-Mj90-6	1
31	609297 Washer-.53 Id X 1.5 Od,7 Ga	13	82	022921 Scr- Hx Hd Cab 1/4-20 X 2 3/4	4
32	310948 Squeegee Assy (A/L)	7	83	035605 Washer Flat Uss Plated 1/4	17
33	325947 Rubber Flap, Leaf Gate Lip	1	84	030643 Washer- Loc Split Pltd 1/4 Gr8	6
34	303103 Elev Stop Wld	4	85	030557 Washer Flat Uss Plated 3/8	17
35	030599 Nut- Plated, 3/8-16 Gr8	16	86	030703 Nut Hex 1/4-20 Unc	6
36	030605 Washer- Loc,Split,Pltd,3/8 Gr8	23	87	310238 Elev Pivot Weldment - Lh	1
37	034423 Scr-Hx Hd,3/8-16X1 Gr8	14	88	310239 Elev Pivot Weldment - Rh	1
38	326516 Extension, Cylinder Rod	1	89	204618 Cap-Pivot	2
39	302578 Dirt Defl.Shoe L.H.	1	90	030592 Washer- Loc, Splt Pltd 1/2 Gr8	10
40	325954 Roller, Leaf Gate 1-1/4" Dia	5	91	030636 Scr- Hx Hd Pltd 1/2-13 X 1	4
41	300026 Arch Weldment - Elevator	1	93	300769 Cntr Bonded Mount	2
42	300024 Angle Hyd Mtr Mtg	1	94	303265 Nut-Esna, Plated, 3/4-10	2
43	041847 Scr-Hx Hd,Plt,1/2-13X1-3/4 Gr8	4	95	023559 Nut- Loc Nyl Insert PI 5/16-18	4
44	309645 Lock Collar	2	96	034800 Scr-Hx Hd,Plt,5/16-18X5/8 Gr8	4
45	309659 Scr-Hx Hd,7/16-20X4 Gr8	2	97	323562 Plate, Blank	1
46	309660 Nut-Lock,7/16-20 Gr C	2	98	030420 Nut- Plated, 5/8-11	4
47	030287 Zerk, Tapered 1/8 Npt (#1610)	2	99	326595 Lower Elev Shield Seal Wldmt	1
48	030373 Washer- Loc Split Plt 5/16 Gr8	29	100	326520 Tee, Mj-Mb-Mj-6	2
49	302579 Dirt Defl.Shoe R.H.	1	101	034423 Scr-Hx Hd,3/8-16X1 Gr8	5
50	030617 Nut- Plated 5/16-18	25			



Item Pt No.	Description	Qty	Item Pt No.	Description	Qty		
102	609606	Washer Flat Sae Plated 1/4	5	166	326585	Extension Bracket Weldment-Rh	1
103	651420	Washer Flat Sae 5/16 Id	2	167	030483	Scr- Hxhd Pltd 5/16-18X3/4 Gr8	4
104	323028	Seal, Hopper Bottom	1	168	082383	Body, Hose Clamp, Double, 1" O.D.	1
105	897060	Tape, High Tack - 3M 950 1-1/2	-	169	082384	Plate, Hose Clamp, Top, Group "3D"	1
106	323302	Support, Elevator Shield	2				
107	326567	Rubber Flap - End	2				
109	030489	Washer Flat Uss Plated 5/16	26				
110	325672	Rubber Seal, Elev Side	2				
111	325671	Seal Support,Elev Side Seal-Rh	1				
112	325670	Seal Support,Elev Side Seal-Lh	1				
113	030517	Washer Flat Uss Plated 3/4	2				
115	380989	Bearing-Rod End, 3/4-16 Male	5				
116	326954	Bracket, Center Deflector	1				
117	326776	Arm Assembly - Front	1				
118	326775	Arm Assembly - Rear	1				
119	317578	Shackle,1/4, W/ 5/16 Round Pin	2				
120	326614	Deflector, Center - Rubber	1				
121	319544	Pivot Bracket Weldment	1				
122	326274	Plate-Backing	1				
123	326956	Plate-Bent, Deflector	1				
124	033139	Scr- Hxhd Plt 3/8-16X1-1/4 Gr8	6				
125	031343	Scr-Hx Hd,1/4-20X1-1/4 Gr8	5				
126	038896	Nut-Lock,1/4-20 (Conelock)	5				
127	326476	Switch, Adjustable Pressure	2				
128	301521	Jam Nut 3/4-16	5				
129	325817	Plate, Mtg-Leaf Gate Manifold	1				
130	326469	Amp Receptacle	-				
131	326470	Amp Plug	-				
132	326471	Clamp, Amp Cable	-				
133	326472	Boot, Amp Flexible Cable	-				
134	326473	Pin, Amp - Awg 18-16	-				
135	326474	Socket, Amp - Awg 24-20	-				
136	326475	Tie, Dual Clamp	-				
137	317366	Switch Rocker Raise/Lower	-				
138	325713	Decal,Leaf Sweep Gate	-				
139	326205	Led Panel Light, Green/Red	-				
140	325712	Harness "P4-Front"	-				
141	323602	Diode 35A	-				
142	325715	Ecu-Box Wiring Rework	-				
143	896749	Slit Flex Tube .25 (Eft)	-				
144	325709	Harness "Leafgate"	-				
145	325951	Plate, Retainer	1				
146	326746	Rod, Connecting - Leaf Gate	2				
148	326717	Pin,Pivot	2				
149	326747	Bushing,Flange	4				
150	326772	Bracket, Fuel Pump	1				
151	033145	Scr- Hx Hd Pltd 1/4-20X3/4 Gr8	2				
152	033232	Scr-Hx Hd Cap,1/2-13X3-1/2 Pl	1				
153	18004-43	Scr-Hx Hd,1/2-13X2-3/4 Plt,Gr8	2				
165	326584	Extension Bracket Weldment-Lh	1				

This page intentionally left blank



REAR VIEW

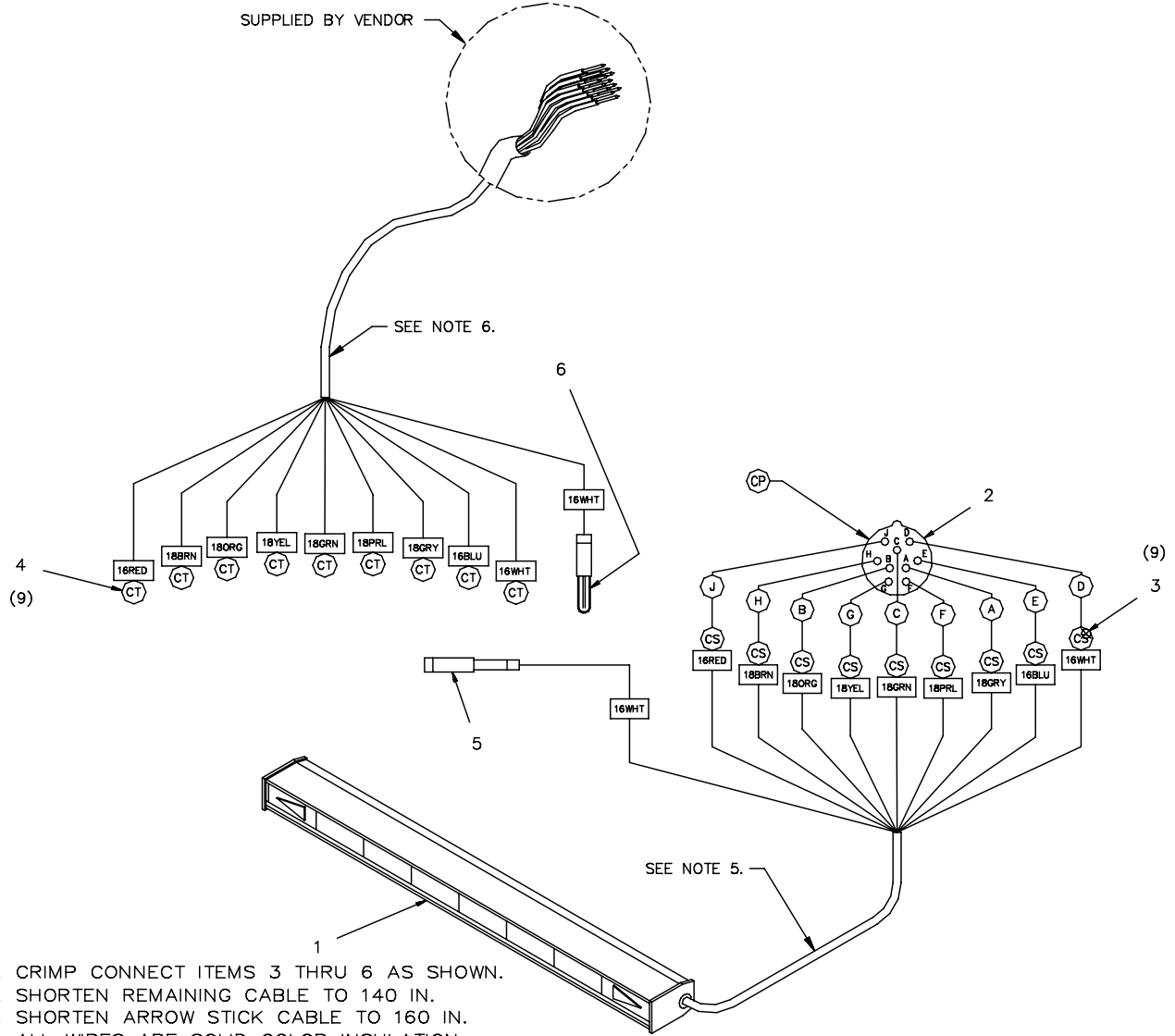


---

<u>Item Pt No.</u>	<u>Description</u>	<u>Qty</u>		
- 325206	Arrow Stick (Halogen) Instl.	C	REF	
1	325168	Bracket, Controller Mounting	2	
2	322549	Arrow Stick- Halogen, Rework	1	
3	320809	L Bracket Support Widmt	1	
4	312504	Clamp, Exhaust, 3" Dia	2	
5	307901	Plug 9-Way (Cr)	1	
6	325138	Scr Typ A #10X5/8 Ovl W/Cs Was	2	
7	316585	Nut-Clip On, Type U, 10-24	2	
9	381860	Instl & Operation Instructions	1	
10	326202	Bracket,Mounting-Arrow Stick	2	
11	034423	Scr-Hx Hd,3/8-16X1 Gr8	4	
12	030557	Washer Flat Uss Plated 3/8	4	
13	023885	Nut- Loc Nyl Insert Plt 3/8-16	4	

---

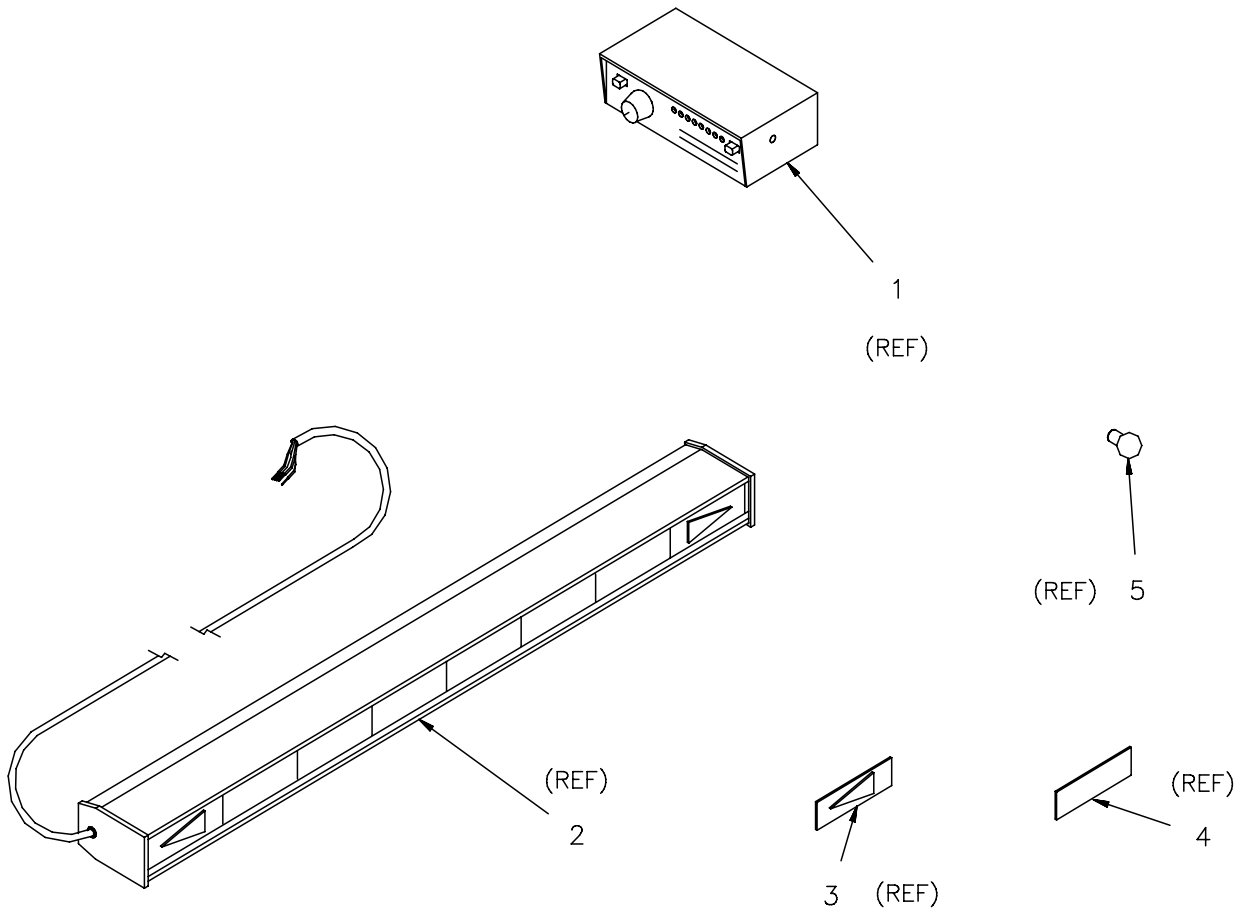
<u>Item Pt No.</u>	<u>Description</u>	<u>Qty</u>
--------------------	--------------------	------------



- 7. CRIMP CONNECT ITEMS 3 THRU 6 AS SHOWN.
- 6. SHORTEN REMAINING CABLE TO 140 IN.
- 5. SHORTEN ARROW STICK CABLE TO 160 IN.
- 4. ALL WIRES ARE SOLID COLOR INSULATION.
- 3. ALL WIRES ARE 18GA. UNLESS OTHERWISE SPECIFIED.
- 2. ITEM 2 SHOWN FROM INSERTION SIDE.
- 1. MANUFACTURE PER ENGINEERING SPECIFICATION ES053.

Item	Pt No.	Description	Qty	Item	Pt No.	Description	Qty
-	322549	Arrow Stick Assy- Halogen	A Ref	4	307902	Pin Contact (Ct)	9
1	322544	Arrow Stick 3035h- Halogen	1	5	352456	Permaseal Term,Bullet,16-14	1
2	307896	Receptacle - 9 Way	1	6	352445	Permaseal Term (W/D) Bullet	1
3	307897	Socket Contact	9				





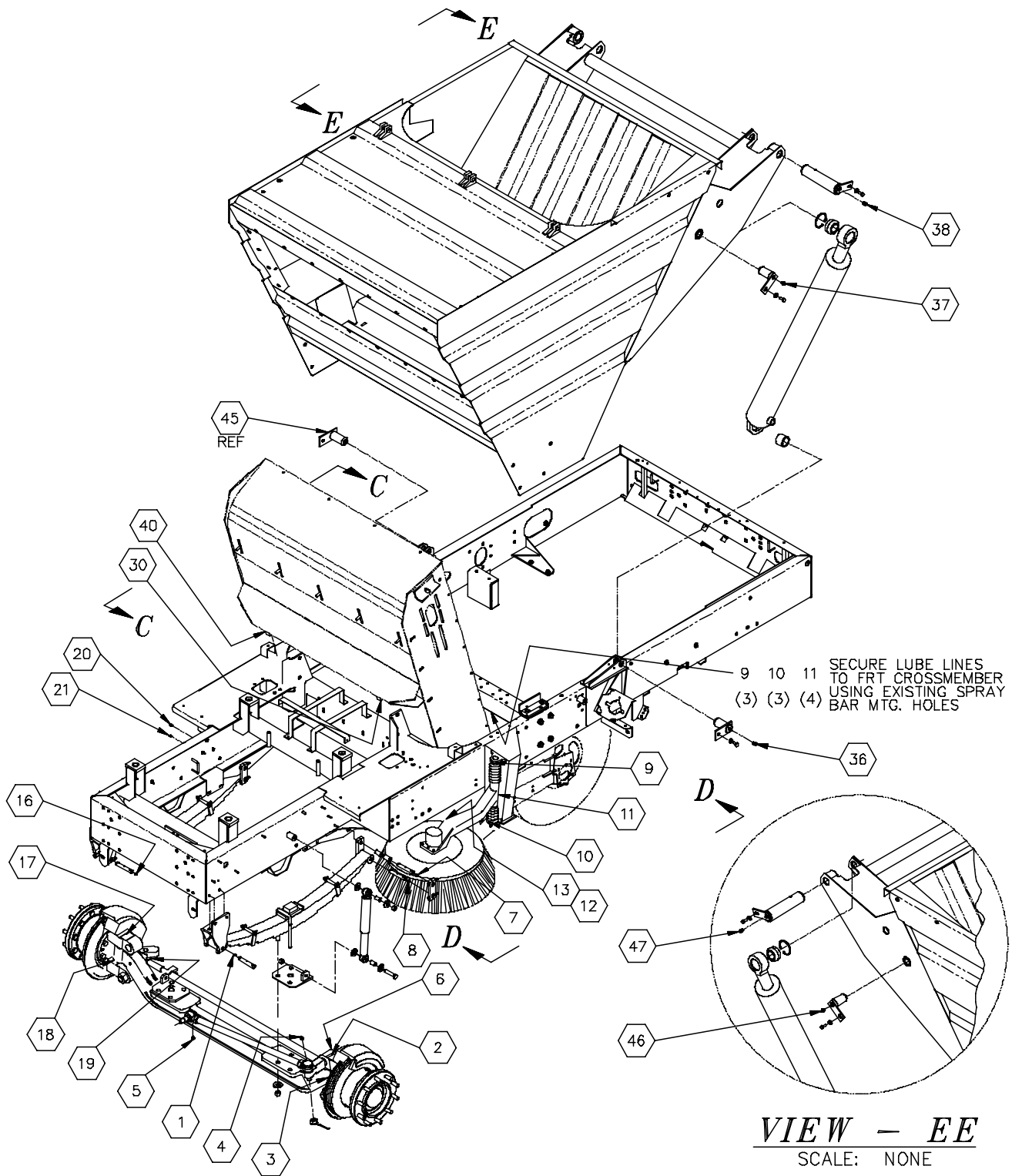
Item	Pt No.	Description	Qty
-	322544	Arrow Stick 3035H- Halogen	B Ref
1	381513	Control Box	0
2	381515	Light Bar- Halogen	0
3	381518	Lens- Amber, Arrow	0
4	381517	Lens- Amber, Solid	0
5	381516	Flash Tube	0

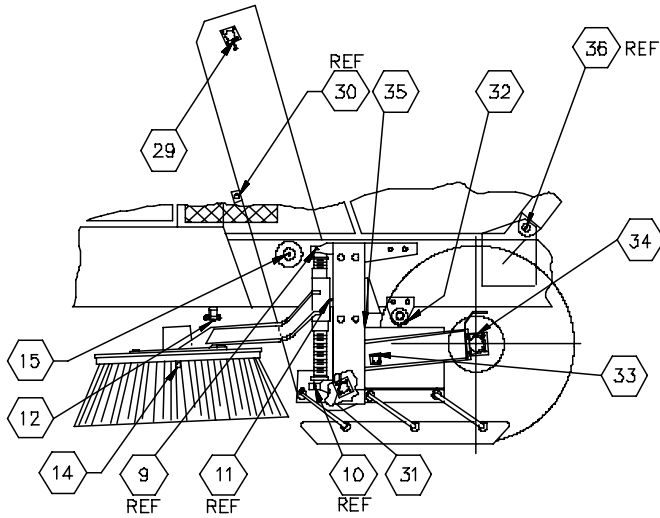
Item	Pt No.	Description	Qty
------	--------	-------------	-----





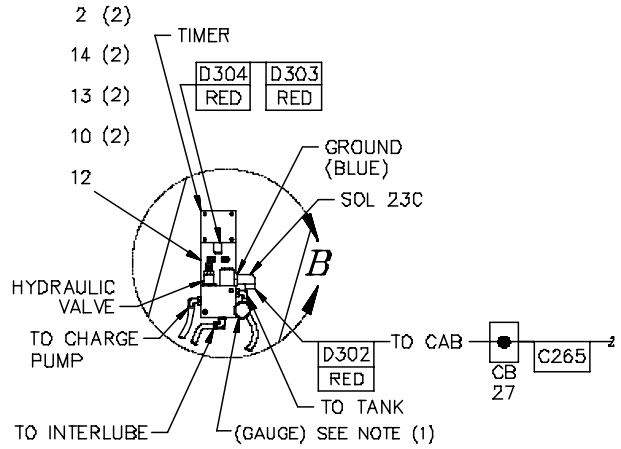
This page intentionally left blank



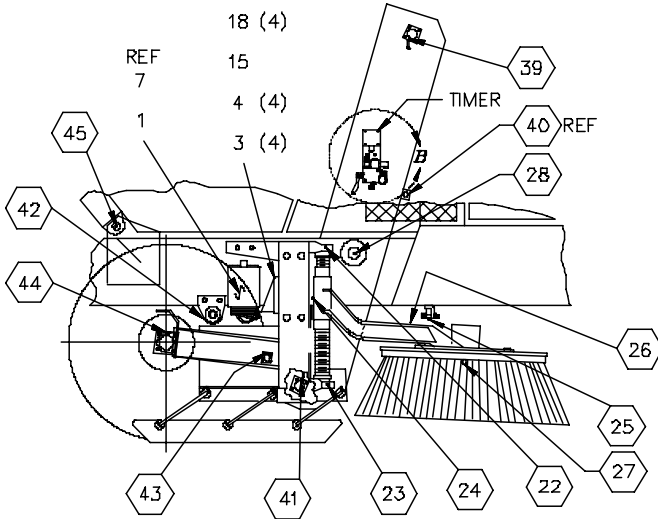


**VIEW - DD**

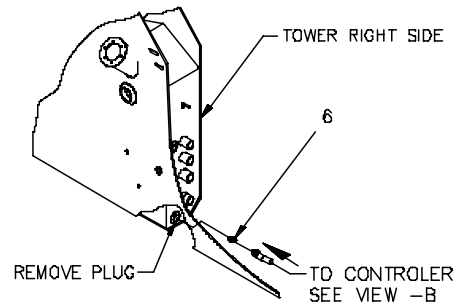
SCALE: NONE



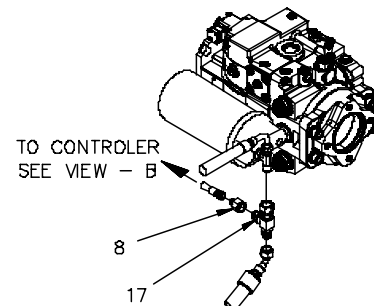
**VIEW - B**



**VIEW - CC**



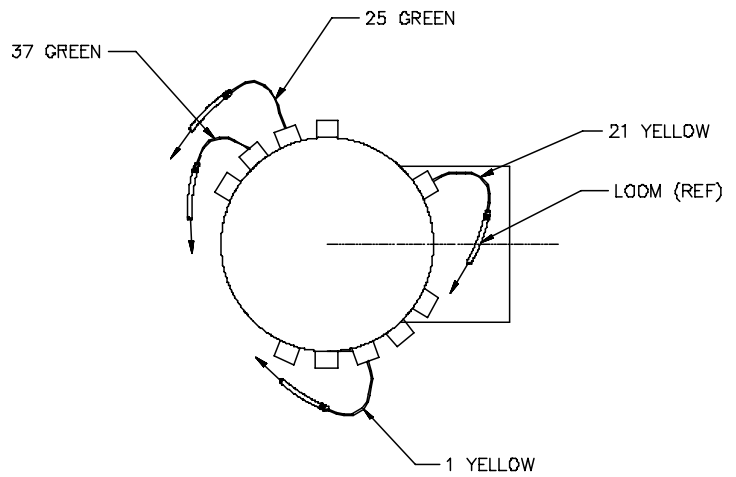
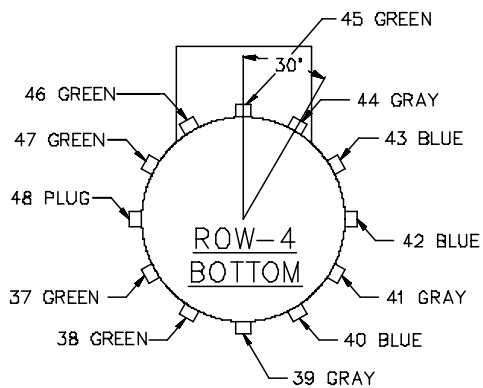
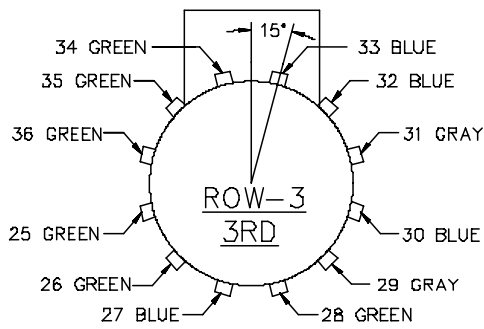
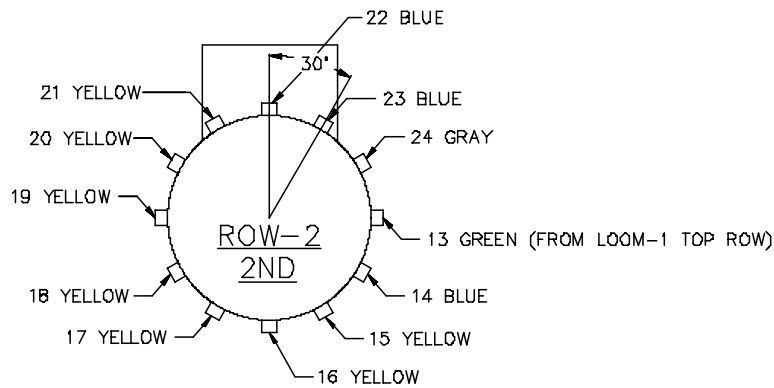
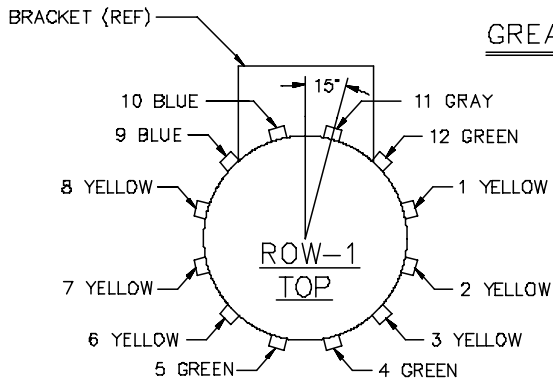
**R.H. HYD. TANK**  
SCALE: NONE



**CHARGE PUMP**

- 2) ATTACH (1) ITEM 16 TO THE INTERLUBE RESERVOIR AND (1) ITEM 16 TO THE STEERING WHEEL.
- 1) SET SYSTEM FOR 130 PSI, THEN REMOVE GAUGE AND INSTALL 1/8 NPT PLUG.

GREASE FITTING TO CANISTER MTG BRACKET CLOCKING



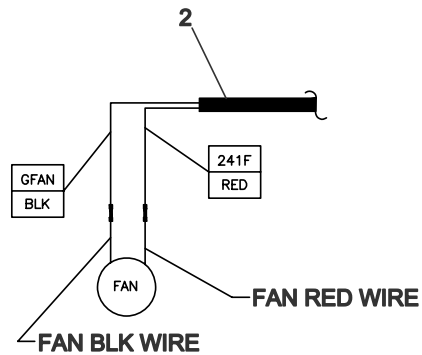
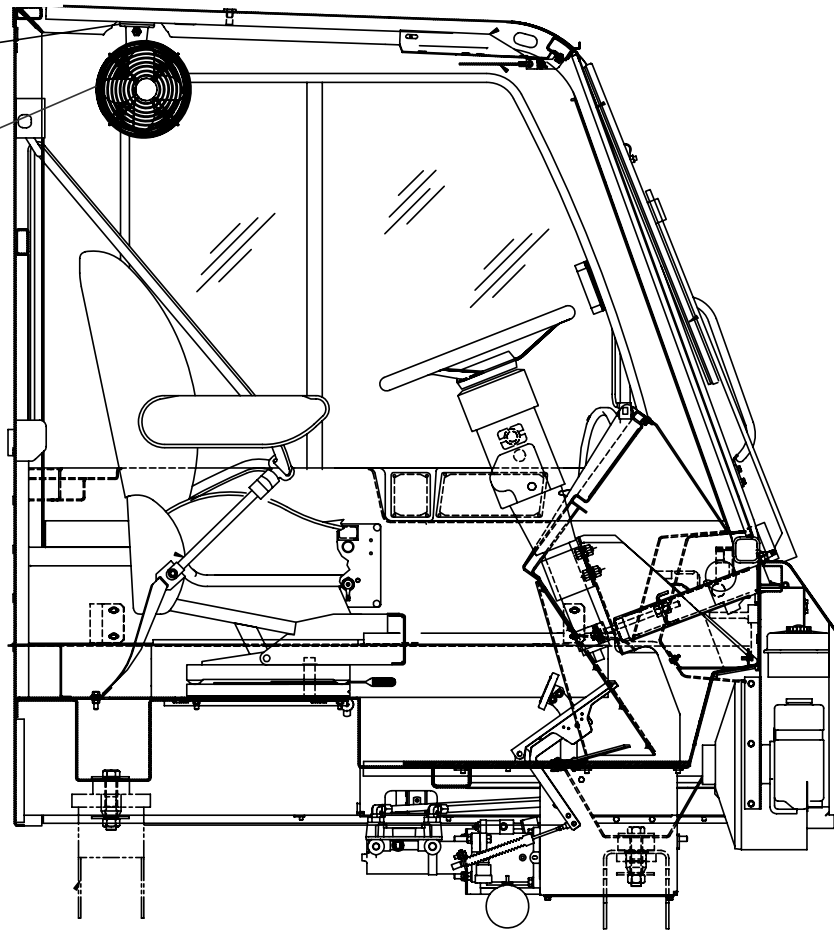
TOP VIEW OF INTERLUBE

NO.	DESCRIPTION	FITTING	INJECTOR COLOR
1	LT. FRONT SPRING PIN	SM. ELBOW	YELLOW
2	LT. TOP K-PIN	LG. ELBOW	YELLOW
3	LT. BOTTOM K-PIN	LG. ELBOW	YELLOW
4	LT. DRAG BAR (OUTSIDE)	SM. ELBOW	GREEN
5	LT. DRAG BAR (INNER)	SM. ELBOW	GREEN
6	LT. TIE ROD	SM. ELBOW	YELLOW
7	LT. TOP SHACKLE	SM. ELBOW	YELLOW
8	LT. BOTTOM SHACKLE	SM. ELBOW	YELLOW
9	LT. TOP GUTTER BRM	SM. ELBOW	BLUE
10	LT. BOTTOM GUTTER BRM	SM. ELBOW	BLUE
11	LT. GUTTER BROOM PIVOT	SM. ELBOW	GRAY
12	LT. TOP GUTTER BROOM SHOCK	SM. ELBOW	GREEN
13	LT. BOTTOM GUTTER BRM SHOCK	SM. STRAIGHT	GREEN
14	LT. GUTTER BROOM BEARING	SM. STRAIGHT	BLUE
15	LT. CABLE ROLLER	SM. ELBOW	GREEN
16	RT. FRONT SPRING PIN	LG. ELBOW	YELLOW
17	RT. TOP KING PIN	LG. ELBOW	YELLOW
18	RT. BOTTOM KING PIN	LG. ELBOW	YELLOW
19	RT. TIE ROD	LG. ELBOW	YELLOW
20	RT. TOP SHACKLE	SM. ELBOW	YELLOW
21	RT. BOTTOM SHACKLE	SM. ELBOW	YELLOW
22	RT. TOP GUTTER BROOM	LG. ELBOW	BLUE
23	RT. BOTTOM GUTTER BROOM	SM.ELBOW	BLUE
24	RT. GUTTER BROOM PIVOT	SM. ELBOW	GRAY
25	RT. TOP GUTTER BROOM SHOCK	SM. ELBOW	GREEN
26	RT. BOTTOM BROOM SHOCK	SM. STRAIGHT	GREEN
27	RT. GUTTER BROOM BEARING	SM. ELBOW	BLUE
28	RT. CABLE PULLEY	SM. ELBOW	GREEN
29	LT. UPPER ELEVATOR	LG. ELBOW	GRAY
30	LT. ELEVATOR PIVOT	LG. STRAIGHT	BLUE
31	LT. LOWER ELEVATOR	LG. ELBOW	GRAY
32	LT. MAIN BROOM SHAFT PIVOT	LG. ELBOW	BLUE
33	LT. MAIN BROOM PIVOT	SM. STRAIGHT	BLUE
34	LT. MAIN BROOM MOTOR PIVOT	SM. ELBOW	GREEN
35	LT. MAIN BROOM TENSION ADJ	SM. STRAIGHT	GREEN
36	LT. LIFT BOX CYL. END	LG. ELBOW	GREEN
37	LT. LIFT BOX CYL. RAM	LG. ELBOW	GREEN
38	LT. LIFT BOX PIVOT	LG. ELBOW	GREEN
39	RT. UPPER ELEVATOR	LG. ELBOW	GRAY
40	RT. ELEVATOR PIVOT	LG. STRAIGHT	BLUE
41	RT. LOWER ELEVATOR	LG. ELBOW	GRAY
42	RT. MAIN BROOM SHAFT PIVOT	LG. ELBOW	BLUE
43	RT. MAIN BROOM PIVOT	SM. ELBOW	BLUE
44	RT. MAIN BROOM BEARING	LG. ELBOW	GRAY
45	RT. BOX LIFT CYL. END	LG. ELBOW	GREEN
46	RT. BOX LIFT CYL. RAM	LG. ELBOW	GREEN
47	RT. BOX LIFT PIVOT	LG. ELBOW	GREEN
48	BLANK	BLANK	PLUG

Item	Pt No.	Description	Qty	Item	Pt No.	Description	Qty
-	310689	<b>Autolube System Installation</b>	<b>N Ref</b>	2	310692	Scr. #6-32 X 5/8 Rnd Hd	2
1	310623	<b>Interlube Kit</b>	<b>H 1</b>	3	031343	Scr-Hx Hd,1/4-20x1-1/4 Gr8	4
	395401	Box Timer Autolube - Midwest	1	4	030643	Washer- Loc Split Pltd 1/4 Gr8	4
	310793	Pump Assy. - Xgs	1	5	897052	Grease, 76 Unoba Ep, Grade 00	0
	310794	Controller - Xgs	1	6	326291	Adapter, Mj-Mp-4-8	1
	310795	Tubing-5/32 Primed	10	7	311568	Plug	1
	310797	Tubing 5/32 (25 Ft)	1	8	501979	Reducer 3/8 X 1/4	1
	310799	Blue Injector	17	9	026619	Scr-Hx Hd,3/8-16x2,F/T Gr8	3
	310800	Orange Injector	12	10	030605	Washer- Loc,Split,Pltd,3/8 Gr8	5
	310801	Green Injector	18	11	317562	Hose Clamp-3/4 Id	4
	310802	Solenoid Valve	1	12	318973	Bracket- Mounting Interlube	1
	395028	1/8 Npt Straight	2	13	039809	Scr-Hx Hd,Pltd,3/8-16x7/8 Gr8	2
	395027	1/4-28 Straight	8	14	030557	Washer Flat Uss Plated 3/8	2
	395025	Elbow 1/8 Npt (Autolube)	20	15	317549	Bracket-Interlube	1
	395026	1/4-28 Elbow	20	16	322455	Tag- Attention, Autolube Sys	2
	395024	Union	1	17	054681	Tee, Mj-Fjx-Mj-6	1
	204296	Elbow Swivel 90	1	18	609606	Washer Flat Sae Plated 1/4	4
				-	324315	Owners Manual Xgs Lub System	1
	395075	Timer (Use 310794)	1				
	395142	Reservoir W/Lid	1				
	395143	Front Cover, Pump	1				
	395146	Lube Injector, 0.06 CC	1				
	395167	Collar, Gray, 5/32	1				
	395172	Auto Lube Gauge	1				
	030643	Washer- Loc Split Pltd 1/4 Gr8	0				
	031343	Scr-Hx Hd,1/4-20x1-1/4 Gr8	0				
	310692	Scr. #6-32 X 5/8 Rnd Hd	0				
	317820	Flap-Interlube Cover	0				
	608881	Cable Tie	0				
	311568	Plug	0				
	324317	Hose Assy-3/16 Id X 38" Lg	0				
	324316	Harness With Numbers	0				
	324314	Black Tape, Roll	0				
	324315	Owners Manual Xgs Lub System	0				
	324318	Hose Assy-3/16 Id X 105" Lg	0				
	324319	Hose Assy-1/4 Id X 102" Lg	0				
	324321	Elbow, Push On	0				
	350802	Elbow Mj-Mp45-4	0				
	056111	Elbow Mb-Mj90-4	0				

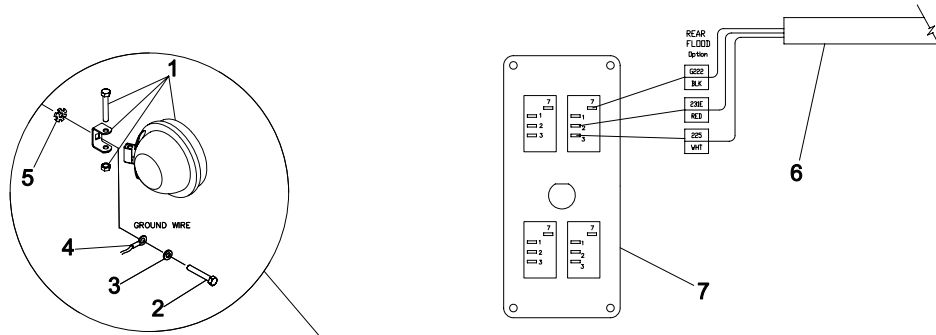
3, 4, 5  
SEE NOTE 1.

1  
SEE NOTE 2.

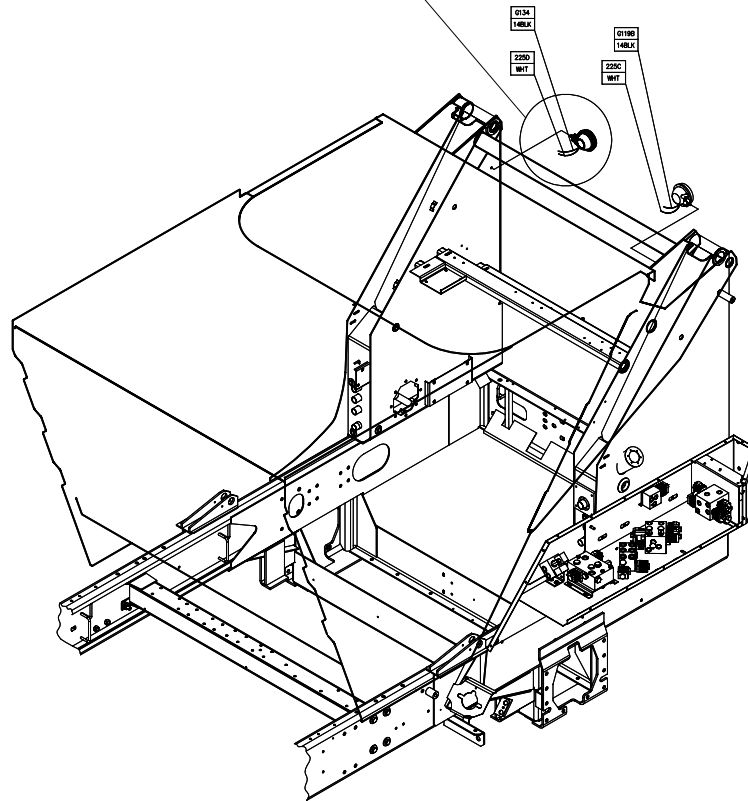


1. MAKE CUT IN UPHOLSTERY FOR ITEM 3. TO PENETRATE THRU.
2. INSTALL USING SUPPLIED HARDWARE

Item Pt No.	Description	Qty
- 319142	Fan Option - Cab	*B REF
1	352774 Fan, Cab, 12VDC	1
2	324869 Harness Cab INSTL	-
3	320944 Remote Fan Mount Weldment	1
4	030643 Washer, Lock 1/4" (Gr.8YZ)	2
5	032094 Scr, Pan Hd Slot 1/4"-20x3/4" (ZP)	2

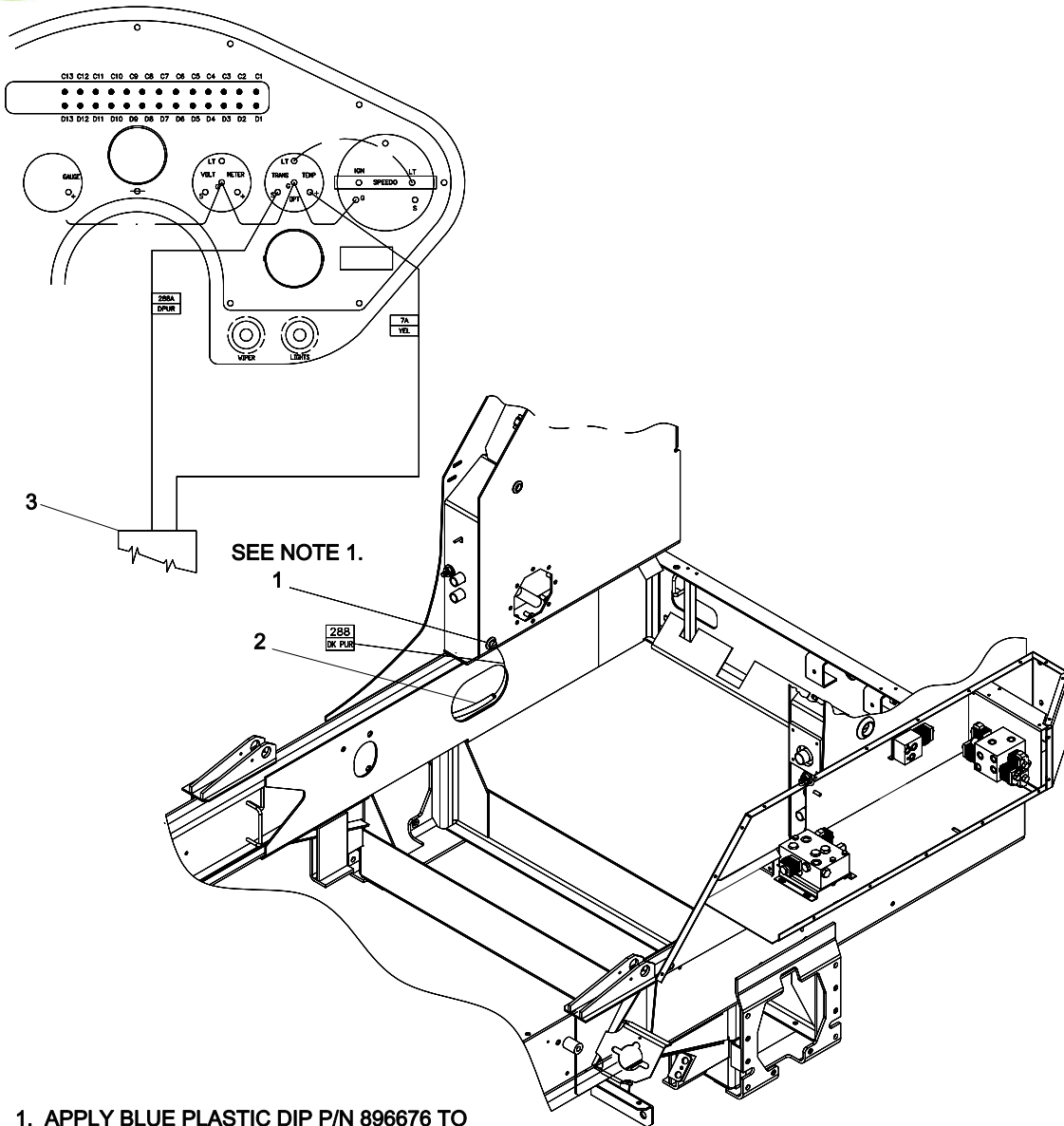


REAR VIEW  
LIGHT PANEL ASSY



Item Pt No.	Description	Qty	Item Pt No.	Description	Qty
- 316607	Floodlight Option, Rear-Dual *B REF				
1	038825 Spotlight 12V	2			
2	031434 Scr- Hx Hd Pltd 5/16-18X1-1/4	2			
3	035605 Washer Flat Uss Plated 1/4	2			
4	323654 Harness "Bk1-Rear"	-			
5	023805 Washer-Ext Tooth,5/16	2			
6	324330 Harness Light Sw Panel Assy	-			
7	324641 Panel Assy - Light Switch	-			

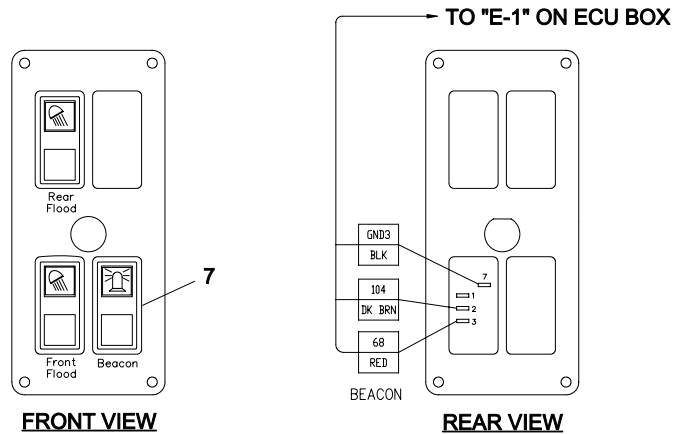




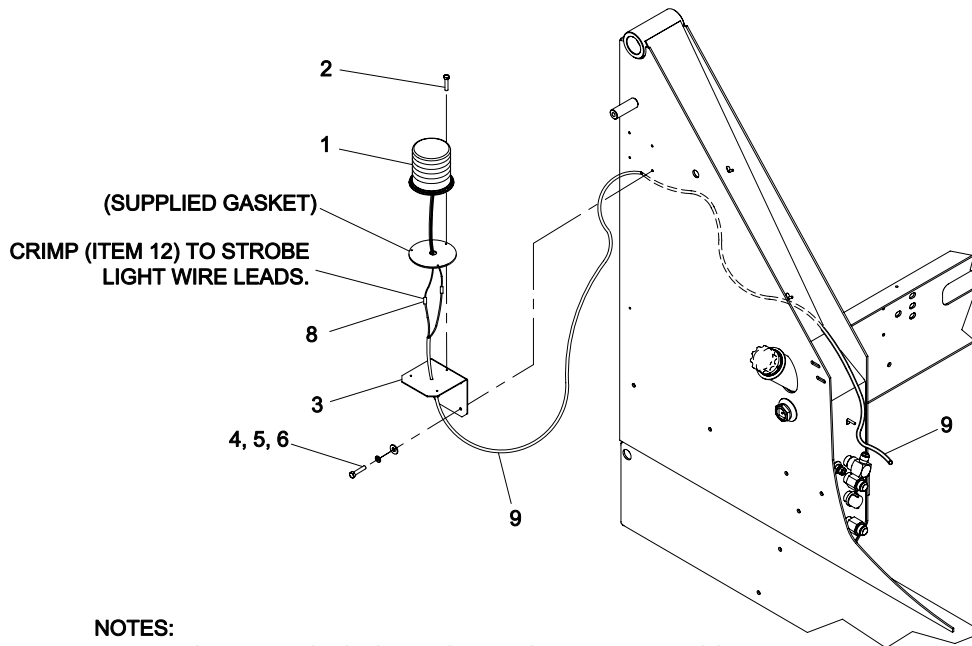
1. APPLY BLUE PLASTIC DIP P/N 896676 TO SCREW HEAD OR STUD AFTER INSTALLATION.

Item Pt No.	Description	Qty	Item Pt No.	Description	Qty
-	<b>316586 Trans Temp Gauge Option *B</b>	<b>REF</b>			
1	307200 Temp Sender	1			
2	323654 Harness "Bk1-Rear"	-			
3	323657 Harness "P2/Bk2 - Front"	-			
4	307199 Gauge - Trans Temp	-			

CONTROL PANEL

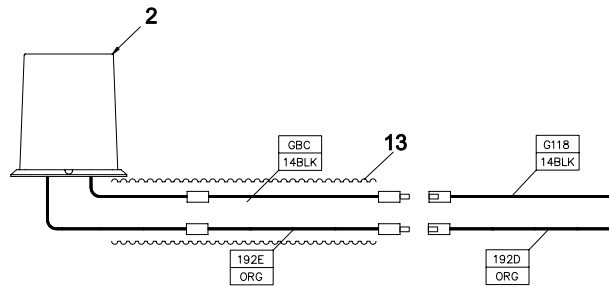
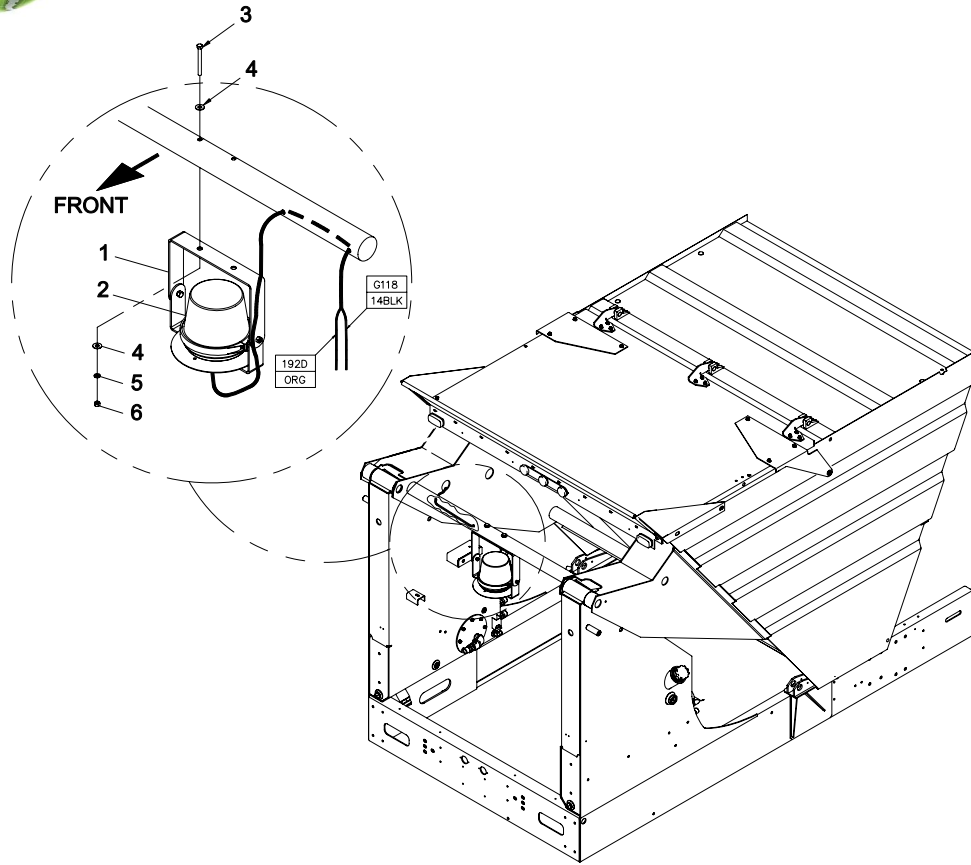


RIGHT TOWER

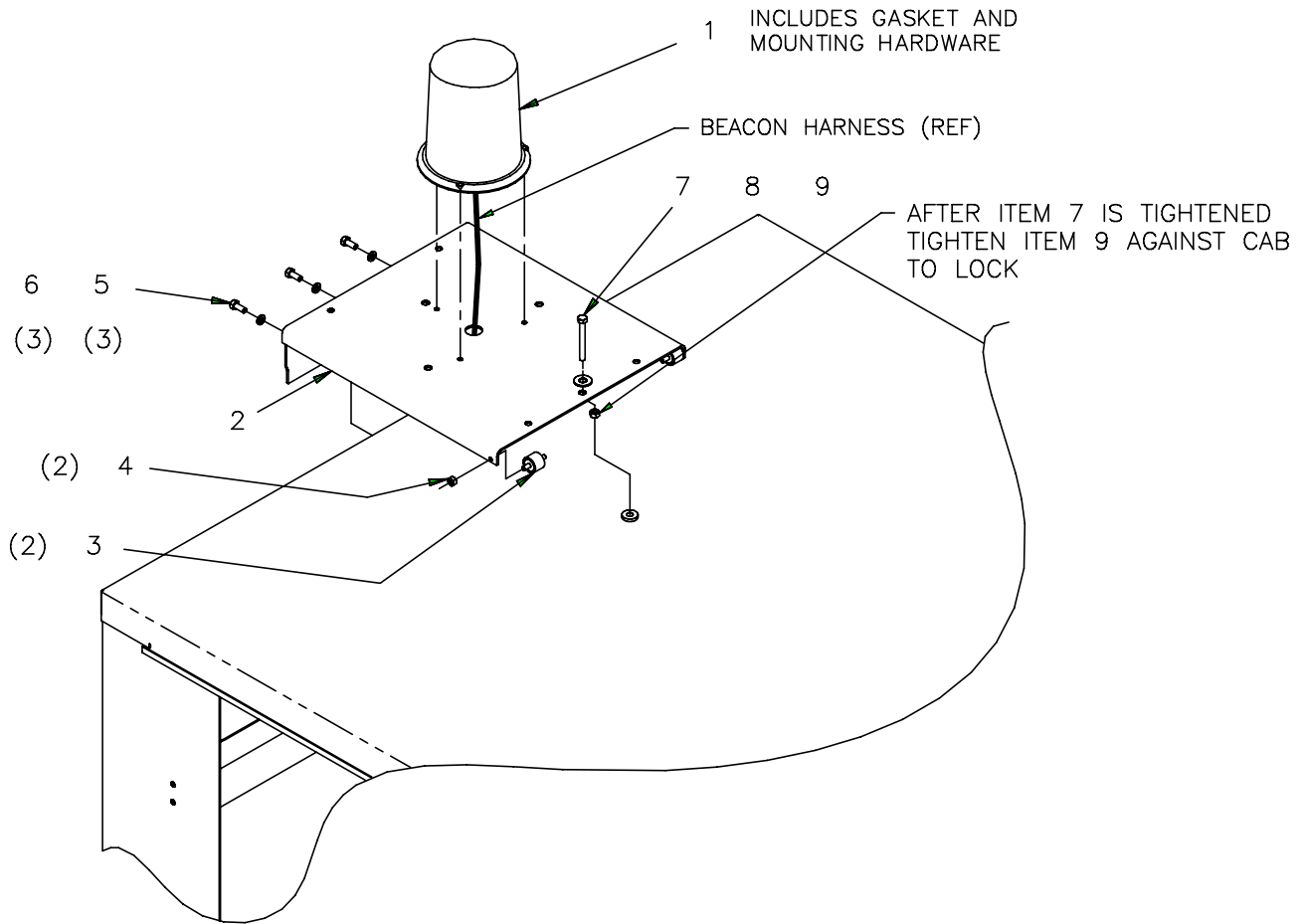


NOTES:  
1. LEFT TOWER IN NOT SHOWN FOR ILLUSTRATIVE PURPOSE.

Item Pt No.	Description	Qty
- 247291	LED Beacon, Rear, Dual Instl A	REF
1	247292 Pulse LED BEacon-Ecco 7940	2
2	604755 Screw, Flange Hd 1/4"-14x3/4"	6
3	323125 Angle, Strobe Light Supt Rear	2
4	031433 Bolt, Hex Hd 5/16"-18x1" (Gr.8YZ)	8
5	030373 Washer, Lock 5/16" (Gr.8YZ)	8
6	030489 Washer, Flat 5/16", USS (Gr.8YZ)	8
7	317372 Switch Rocker Rotary Beacon	-
8	327710 Wire Assy, Dual Rear Strobes	-
9	KE323126 Strobe, Rear Dual - Elec. Kit	1



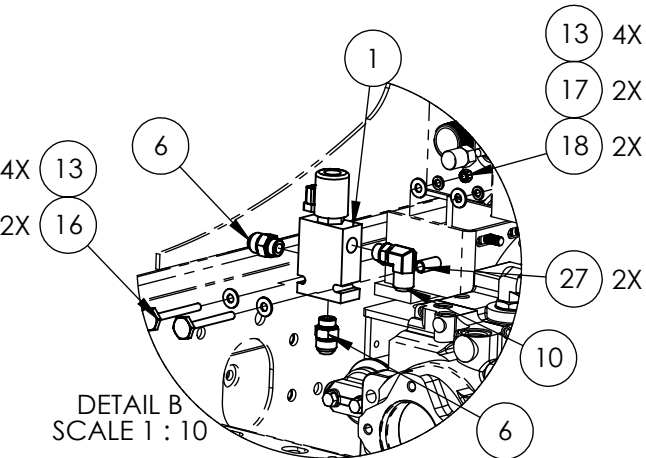
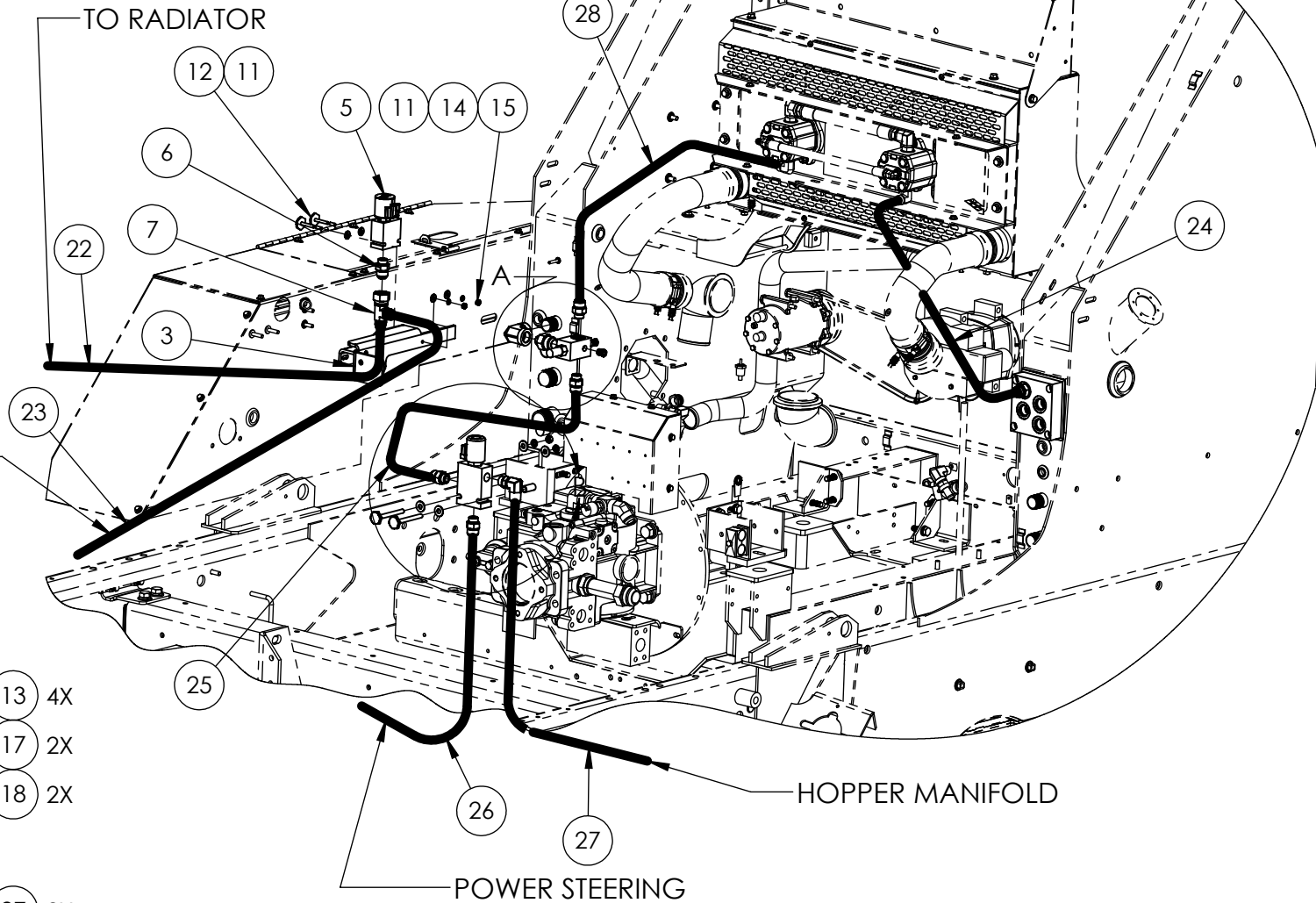
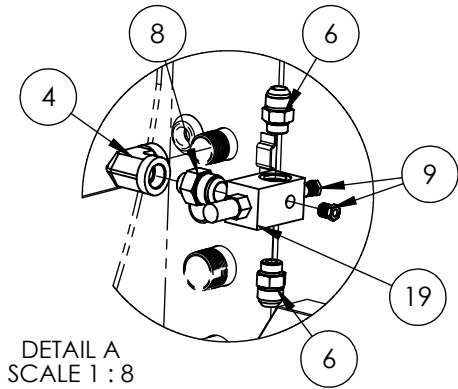
Item Pt No.	Description	Qty
- 310554	<b>Hopper Mounted Strobe *C</b>	<b>REF</b>
1	324411 Rework - Self Leveling Bracket	1
2	240512 Beacon, Strobe, Amber	1
3	050353 Bolt, Hex Hd 3/8"-16x3-3/4"(Gr.8YZ)	2
4	030557 Washer, Flat 3/8", USS (Gr.8YZ)	4
5	030605 Washer-Lock, Split, Plated, 3/8 Gr8	2
6	030599 Nut, Hex 3/8"-16 (Gr.8YZ)	2
12	895101-02 Sealant, Silicone Black RTV OSI HM-2	-
13	KE310554 Hopper Mounted Strobe - Elec. Kit	1
14	317372 Switch Rocker Rotary Beacon	-
15	317804 Mount, Sandwich-Rubber	-
16	327842 Wire Extension, Rear Beacon	-



NOTES:

1. ITEM 10 (SWITCH, NOT SHOWN)  
INSTALLS IN CAB ON PANEL 324567

Item Pt No.	Description	Qty
- 325480	Bacon Light Instal. (Cab.)	B REF
1	325482 Beacon, Rota-Beam Rb6 Amber	1
2	353773 Beacon Bracket Weldment	1
3	317804 Mount, Sandwich-Rubber	2
4	203375 Nut-Lock, Nyl Insert, 1/4-20	2
5	030483 Scr- Hxhd Pltd 5/16-18X3/4 Gr8	3
6	030373 Washer- Loc Split Plt 5/16 Gr8	3
7	350708 Scr-Hx Hd Cap, 3/8-16X1-3/4 Gr8	1
8	030557 Washer Flat Uss Plated 3/8	1
9	030599 Nut- Plated, 3/8-16 Gr8	1
10	317372 Switch Rocker Rotary Beacon	1
11	608989 Grommet An931-B4-7	1



**NOTE:** ALL HOSE ROUTINGS IN THIS CONFIGURATION ARE TO ACCOMMODATE HIGH SPEED HOPPER LIFT OPTION **ONLY**.

*PLEASE SEE DRAWING #326298 FOR M4 STANDARD SWEEP OPTION.*

# HIGH SPEED HOPPER LIFT



ITEM NO.	PART NUMBER	DESCRIPTION	QTY
<b>REF</b>	<b>330769</b>	<b>HIGH SPEED HOPPER LIFT- OPTION</b>	<b>REV A</b>
1	330768	VALVE, HIGH SPEED HOPPER LIFT	1
2	330835	HARNESS,HIGH SPEED DUMP CYCLE	1
3	331090	OIL FILL BRACKET	1 REF
4	322710	FITTING,HYD,90°,FNPT-16(1") X FNPT-12(3/4")	1
5	248852	VALVE,PROPORSIONAL RELIEF,ASS'Y	1
6	056501	HYD. FITTING STRAIGHT (MJIC-12/MORB-10)	5
7	14134	FITTING,HYD,TEE,FJIC-12 X MJIC-12 X 2	1
8	320465	FITTING,HYD,STR,MJIC-16 X MORB-10	1
9	10273	HYDRAULIC FITTING PORT PLUG (Pipe-04)	2
10	351707	FITTING,HYD,90°,MORB-10 X MJIC-12	1
11	035605	WASHER,FLAT,Ø 1/4",USS,(3/4" O.D.)	4
12	602636	BOLT,HEX,HEAD,Ø 1/4-20-UNC x 2 1/2"LG	2
13	030557	WASHER,FLAT,USS,Ø 3/8"	4
14	030643	WASHER,SPRING LOCK,Ø 1/4"	2
15	030703	NUT, HEX, 1/4-20-UNC	2
16	050353	BOLT,HEX,HEAD,3/8-16-UNC x 3 3/4"LG	2
17	030605	WASHER,SPRING LOCK,Ø 3/8"	2
18	030599	NUT, HEX, 3/8-16-UNC	2
19	314360	ASSY-RELIEF VALVE (1500PSI)	1 REF
20	248932	HOSE-12 FJIC-12 X 2	1
21	331216	HOSE ASSY, 3/4" ID X 18" LG	1
22	331257	HOSE ASSY, 3/4" ID X 18.125" LG	1
23	331267	HOSE ASSY, 3/4" ID X 38" LG	1
24	331271	HOSE ASSY, 3/4" ID X 45.5" LG	1
25	331272	HOSE ASSY, 5/8" ID X 84.5" LG	1
26	322049	HOSE ASSY, 3/4 ID X 43.3" LG	1
27	E305051	TUBE	2



# Option list

## Option list

	Pt No.	Description	Pt No.	Description
Body	K322420	Water Spray, PM10-M3FS	Lights	K325443 Beacon, Rota-Beam Clear, Cab Mount
	K325516	Aux Hopper Lift W/Pump M4	K325480	Beacon, Rota-Beam Amber, Cab Mount
	K323495-SS	Hopper, Hi-Dump, Stainless Steel	K325481	Beacon, Rota-Beam Amber, Hopper Mount
	K323103-SS	Load Sensor, Hopper-SS	K327638	Beacon, Whelan 2022HPA, Cab Mount
	K247078	Hopper Access Door 4000 Option	K323126	Strobes, Rear, Dual
	K247216	Hopper Switch Cover Guard Option	K327742	Cab Strobe Instl-Star200 Amber
	K324798	Mirror Option, M-CAD	K350213	Strobe, c/w Limb Guard, Cab Mount
	K325990	Mirror, West Coast SS	K326511	Strobe Instl, Amber Led-Whelen #600
	K247172	Mirrors, Heavy Duty Brackets	K326512	Strobe, Whelen #500, Amber, Rear Mount
	K247040	Mirrors, Heat/Motor./Light, W/C Only	K326844	Strobe Install, Cab - Led
	K247168	Mirrors, Heat/Motor./Light, W/C & Convex	K247223	Strobe, Clear Lens, Cab Mount, M3/M4 Opt
	K324876	Fuel Cap, Locking, Option	K325229	Strobe, Amber, Cab Mount
	K247054	Elevator Assembly- 7 Squeegee, 4000	K325221	Arrostick, LED
	K247053	Elevator Assembly- 11 Squeegee, 4000	K325514	Limb Guard, Strobe/Beacon, Cab Mount
	K327624	Actuated Leaf Gate - 11 Flight - M4 Opti	K326858-SS	Limb Guard, Mini-Lightbar-Cab, SS
	K327623	Actuated Leaf Gate - 7 Flight - M4 Opti	K324459	Vehicule Lights, M4- Led
	K319802	G/B Hourmeter RH Option	K324816	Daytime Running Light - M4C
	K319773	Pub Hourmeter Option	K326857	Mini-Lightbar Instl, Cab & HOPR, Option
	K304868	PUB, Tube, Blue, Std.	K247239	Worklights, Duel Front - Hella, Option
	K320912	PUB, Tube, Poly/Wire Mix		
	K320698	PUB, Strip Broom		
	K247273	PUB, Seal Blend, Option PM10 Only		
	K325097	Anti-Siphon Valve, c/w Flusher		
	K247027	Rear Vision Camera		
	K302220	Slow Moving Vehicle Sign		
	K302224	Fire Extinguisher, 2.5 lb		
	K327704	Fire Extinguisher, 5 lb		
	K322079	Water Level Gauge Option		
	K322998	Elevator Stall Alarm		
	K323103	Load Sensor, Hopper		
	K323146	Hopper Flusher Option-M4		
	K323145	Elevator Flusher		
	K323147	Elev & Hopper Flusher Opt. -M4		
	K325154	Engine Block Heater Option		
	K324983	Alarm, Back-Up ECCO 450 Option		
	K247244	SMV Sign & Back-Up Alarm		
	K326517	Switch Instl, Master Battery Cutoff, Opt		
	K301388-SS	Handle, SS, Cab , Option		
	K324982	Visor, External Option		
	K247063	Hydrant Hose 25' Option		
	K325808	Autolube Install		
	K247296	Autolube Lincoln M4 Option		
	K247214	Accumulators, w/external shradr valve,		
K306908	Hubodometer Instl. Option M4			
K326979	Indicator Light, Hyd. Filter			
K326488	Low HYD Oil Level Shut-Down Opt			
K324691	Speedo Program W/ABS 0 - 140 KPH			
K303419	Export Processing			
K316586	Gauge, Transmission Temp.			
K247213	Front Fender & Bumper, NYC Style, Option			
K326870	Dump Chute - Extended 10"			
K247304	Access Door 4000/Dump Chute, Ext. 10"			
Gutter Broom	K323753	Gutter Broom Speed Control		
	K247000	Gutter Brooms, No Tilt 4000		
	K247001	Gutter Broom Tilt (LH and RH) 4000		
	K247006	Gutter Broom (LH No Tilt) (RH tilt) 4000		
	K247062	Gutter Broom (LH tilt) (RH No Tilt) 4000		
	K302193	GB Plastic, Bolt-On		
	K323124	GB Tuff Grip W/Wear Ring		
	K326266-1	Shipping Kit, 4000, Tuff-Grip GB, Option		
	K326266-2	Shipping Kit, 4000, Plastic GB, Option		
	Cab	K319142	Fan, In-Cab	
K318806		Driver's Seat, Air, High Back, Grey		
K247043		Adjustable Seat Belt Install		
K323541		First Aid Kit, Vehicule Option		
K901325		Cigarette Lighter		
K318717		Air Filter, In-Cab Restriction Gauge		

---



# CHAPTER 10

## Filters List


### Table of Contents

<b>Subject</b>	<b>Page</b>
<b>Body</b>	
Air Filter	10-2
Pump Oil Filter	10-3
Primary Water/Fuel Filter	10-4
Secondary Fuel Filter	10-5
Lube Filter	10-6
Hydraulic Oil/Water Separator	10-7
High Pressure Hydraulic Oil Filter	10-8
Internal Hydraulic Suction Strainer	10-9
Air Conditioner Filter	10-10





Air Filter  
Global P/N : E325120




Pump Oil Filter  
Global P/N : 381976



Primary Water/Fuel Filter  
Global P/N : 382544 (247178)





Secondary Fuel Filter  
Global P/N : 382663



Engine Oil Filter  
Global P/N : 382666



Hydraulic Oil/Water Separator  
Global P/N : 323760





High Pressure Hydraulic Oil Filter  
Global P/N : 308591

See Chapter 7, p. 7-17

326299 - Hydraulic Tank Components

Item #19



Internal Hydraulic Suction Strainer  
Global P/N : 326835





A/C Air Filter  
Global P/N : 381953





**GLOBAL**  
ENVIRONMENTAL PRODUCTS



*5405 Industrial Parkway  
San Bernardino, CA 92407 USA*

*Phone: 909-713-1600  
info@globalsweeper.com*

*www.GlobalSweeper.com*

