

Catalogo ricambi
Spare parts catalogue

SPAZZATRICE
SWEeper



3000
REVOLUTION

CE

Numero di serie corrente
Current serial number

00

Edizione
Edition

11-2015

Codice
Code

F031H00000

Introduzione

Il Catalogo Ricambi è costituito da una serie di illustrazioni e dai relativi elenchi delle parti di ricambio.

Le illustrazioni rappresentano le parti di ricambio per ciascuno dei *GRUPPI PRINCIPALI*, nei quali è stata suddivisa la macchina.

I *GRUPPI PRINCIPALI*, sono a loro volta suddivisi in *FIGURE* e le *FIGURE* in una o più *ILLUSTRAZIONI* od *ELENCHI*.

Ogni *ILLUSTRAZIONE* è contraddistinta da un numero progressivo e dalla denominazione del gruppo illustrato; nell'illustrazione tutte le parti di ricambio sono identificate mediante un numero di posizione.

Gli *ELENCHI* delle parti di ricambio forniscono le seguenti informazioni:

“N°POS”:	riporta il numero di posizione che identifica il pezzo nell'illustrazione
“CODICE”:	riporta il riferimento numerico e alfanumerico con il quale deve essere ordinata la parte di ricambio
“DENOMINAZIONE”:	riporta la descrizione ed eventuali altre informazioni necessarie per meglio definire la parte di ricambio
“Q.TA”:	riporta la quantità della parte di ricambio utilizzata per il gruppo illustrato
“CR”:	quantità richiesta
“●” “○” “☆” “■” “★” “□”:	identifica un assieme composto da più parti



AVVERTENZA

Si consiglia, nella sostituzione di ricambi, di usare esclusivamente **RICAMBI ORIGINALI**.

Si consiglia di non attendere che i componenti siano logori dall'uso, sostituire un componente al momento opportuno, significa un migliore funzionamento della macchina e contemporaneamente un risparmio dovuto al mantenimento di una macchina efficiente.

SPAZZATRICE 3000 REVOLUTION EU4

Tutti i diritti sono riservati, compresi quelli di traduzione.

È vietata la riproduzione anche parziale di questa pubblicazione senza l'autorizzazione della

DULEVO International

Introduction

The Spare Parts Catalogue consists of a series of illustrations and accompanying parts lists.
 The illustrations shows the spare parts for each of the MAIN GROUPS into which the vehicle has been sub-divided.
 MAIN GROUPS are divided in FIGURES; FIGURES are divided in one or more ILLUSTRATIONS or PARTS LIST.
 Each ILLUSTRATION is identified by a progressive number and by the name of the group illustrated; in the illustration all the parts are identified by means of an index number.
 The PARTS LISTS provides the following informations:

"P/N":	gives the number which identifies the part in the illustration
"CODE":	gives the numeric or alphanumeric reference be used to order the spare part
"NOMENCLATURE":	gives the name and any other information necessary to describe the part
"Q.TY":	gives the quantity of the part used for the illustrated assembly
"CR":	quantity request
"●" "○" "☆" "■" "★" "□":	it identifies an assembly made of more parts



WARNING

When parts need to be replaced use only **ORIGINAL SPARE PARTS**.

Avoid waiting until the parts are worn out by use: replacing parts when opportune helps to obtain an improved operation of the machine and at the same to save money by avoiding worse damages.

SWEeper 3000 REVOLUTION EU4

All rights reserved, those on translation included.

Partial or total copy of this document is prohibited without authorisation by **DULEVO International**

Marchatura

Sulla targa sono incisi tutti i dati di riconoscimento della macchina, questi dati dovranno sempre apparire in ogni documento comunicativo fra l'utilizzatore e l'azienda costruttrice, per esempio in ogni richiesta di assistenza oppure per la richiesta di parti di ricambio, ecc.



È ASSOLUTAMENTE VIETATO ASPORTARE O MANOMETTERE LA TARGA DI IDENTIFICAZIONE.

Nella targa sono stati impressi i seguenti dati:

1. DENOMINAZIONE:

Identifica la denominazione della macchina

2. MODELLO:

Identifica il modello della macchina

3. MATRICOLA:

Identifica il numero di matricola della macchina

4. SERIE:

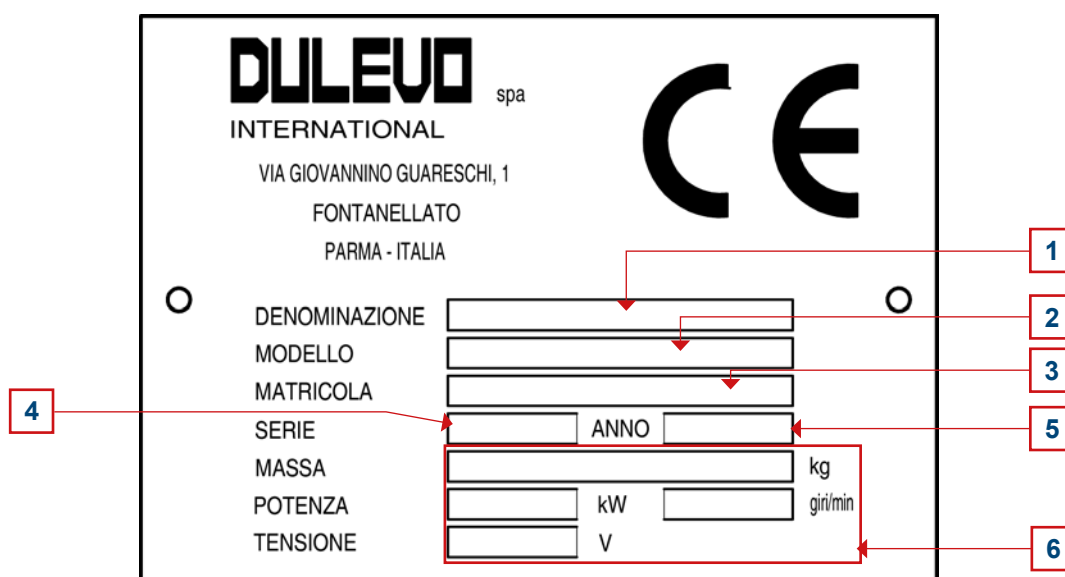
Identifica il numero di serie della macchina

5. ANNO:

Identifica l'anno di costruzione della macchina

6. Dati importanti per l'installazione e l'allacciamento elettrico e precisamente:

TENSIONE, ASSORBIMENTO E MASSA TOTALE DELLA MACCHINA



Come leggere le tavole di ricambio

All'interno del manuale sono presenti le tavole di ricambio. Per consultarle correttamente è bene leggere la legenda qui sotto riportata

1. TAVOLA:

Numero della tavola

2. POSIZIONE:

Numero della posizione, questo è presente nella distinta e il suo equivalente nel disegno

3. CODICE:

Numero di codice del pezzo

4. DESCRIZIONE:

La descrizione è presente su due colonne ben distinte, sulla prima in lingua Italiana sulla seconda in lingua straniera

5. QUANTITÀ

Riporta la quantità della parte di ricambio utilizzata per il gruppo illustrato

TAV. 0.1
Ed. 11/15 | Rev. 00

N. Pos.	Cod.	Denominazione	Description	Qty
1	6020011185	Perno gancio traino	Towing hook pin	1
2	AG20790000	Coppiglia bolu D.5	D.5 Spill pin	1
3	DAV03000000	Catena	Chain	1
4	6020017CHK	Predellino Dx	R.H. Foot board	1
5	6020017CQP	Predellino L.H.	L.H. Foot board	1
6	6020017DPC	Rivestimento Dx	R.H. Foot board covering	1
7	6020017DPP	Rivestimento Sx	L.H. Foot board covering	1

TAV. 0.1
Ed. 11/15 | Rev. 00

DFRE080200

Markinge

All the details necessary for identifying the machine are engraved on this plate and this data must always be quoted on any documents sent between the user and the manufacturing company, e.g. technical assistance requests or spare parts requests etc.



DO NOT UNDER ANY CIRCUMSTANCES REMOVE OR TAMPER WITH THE IDENTIFICATION PLATE.

The following details are engraved on the identification plate:

1. DENOMINATION:

Identifies the denomination of the machine

2. MODEL:

Identifies the model of the machine

3. PART NUMBER:

Identifies the part number of the machine

4. SERIAL NUMBER:

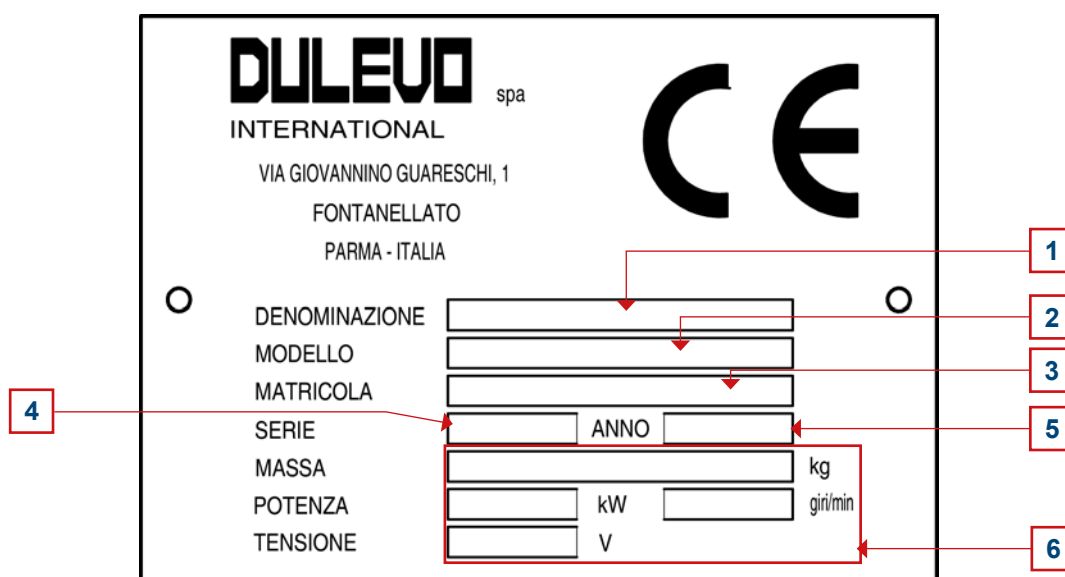
Identifies the serial number of the machine

5. YEAR:

Identifies the year of manufacture of the machine

6. Important data for the installation and electrical connections, i.e.

VOLTAGE, ABSORPTION AND TOTAL MASS OF THE MACHINE



The diagram shows a rectangular identification plate with the following layout:

- Top left: **DULEVO** spa INTERNATIONAL, VIA GIOVANNINO GUARESCHI, 1, FONTANELLATO, PARMA - ITALIA
- Top right: **CE** mark
- Left side labels: DENOMINAZIONE, MODELLO, MATRICOLA, SERIE, MASSA, POTENZA, TENSIONE
- Right side labels: kg, giri/min, kW, V
- Fields: DENOMINAZIONE, MODELLO, MATRICOLA, SERIE, ANNO, MASSA, POTENZA, TENSIONE

Numbered callouts point to the following fields:

- 1: DENOMINAZIONE
- 2: MODELLO
- 3: MATRICOLA
- 4: SERIE
- 5: ANNO
- 6: MASSA, POTENZA, TENSIONE

How to read spare parts tables

The manual comes with spare parts tables. To read them correctly follow indications below:

1. TABLE:

Table number

2. POSITION:

Position number: indicated on the list while its equivalent is indicated on the drawing

3. CODE:

Part code number

4. DESCRIPTION:

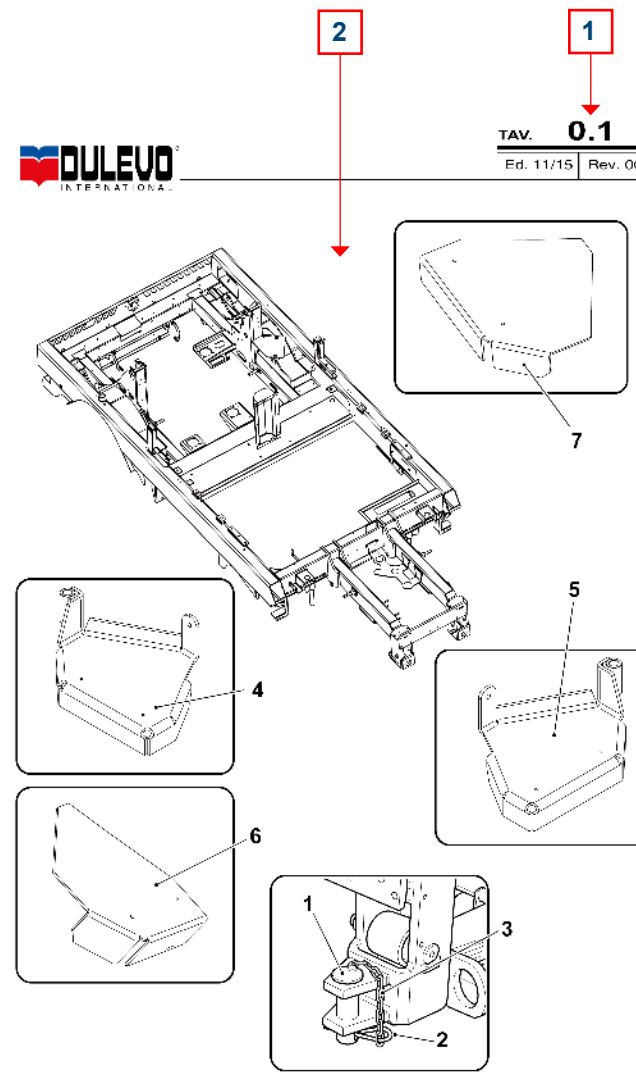
Description is displayed on two different columns, on the first one in Italian on the second one in the foreign language

5. QUANTITY:

It indicates the quantity of the spare part used for the shown assembly

TAV. 0.1
Ed. 11/15 | Rev. 00

N. Pos.	Cod.	Denominazione	Description	Qty
1	6020011185	Ferme gancio traino	Towing hook pin	1
2	AG20790000	Coppiglia bolta D.5	D.5 Split pin	1
3	DAV03000000	Carena	Chain	1
4	6020017CHK	Predellino Dx	R.H. Foot board	1
5	6020017CQP	Predellino L.H.	L.H. Foot board	1
6	6020017DPC	Rivestimento Dx	R.H. Foot board covering	1
7	6020017DPD	Rivestimento Sx	L.H. Foot board covering	1



TAV. 0.1
Ed. 11/15 | Rev. 00

Come si richiede l'assistenza tecnica

Nel caso abbiate un'incongruenza nel funzionamento della macchina, procedere come segue:

1. Fotocopiare il modulo inserito nella pagina successiva.
2. Completare gli spazi preposti seguendo queste indicazioni:

MODULO DI RICHIESTA DI ASSISTENZA TECNICA				
				A
B		C		
		D		
		E		
F	G	H	I	L
M				

-
- A. Numero di pagine di richiesta di assistenza (esempio: se la descrizione posizione "L" Vi occupa 2 moduli, nel primo scrivere "1/2" e nel secondo "2/2").
-
- B. Anagrafica dello stabilimento dove inviare la fattura e il tecnico.
-
- C. Nome e cognome della persona responsabile della manutenzione (scrivere in stampatello).
-
- D. Numero di telefono di chi richiede l'intervento.
-
- E. Numero di telefax a cui spedire l'offerta d'intervento.
-
- F. Modello della macchina in oggetto per evitare errori.
-
- G. Numero di matricola della macchina in oggetto per evitare errori.
-
- H. Ore di lavoro necessarie per effettuare l'intervento richiesto.
-
- I. Data di richiesta d'intervento.
-
- L. Riferimento per l'identificazione del modulo/fax.
-
- M. Descrizione dell'errato funzionamento o del guasto. In questa finestra descrivete in quale fase del ciclo é accaduto l'inconveniente, in quale posizione si é arrestato l'impianto e l'eventuale messaggio del display.
-

3. Inviare, al numero di telefax indicato, una copia del modulo completato in ogni sua parte. Come risposta, Vi sarà inviato, nel più breve tempo possibile, una offerta completa di prezzo, consegna, data e condizioni d'intervento.



Se la richiesta ci perviene sotto un'altra forma o tramite un modulo non completamente compilato, la DULEVO International declina ogni responsabilità per ogni eventuale tipo di disagio.

MODULO DI RICHIESTA DI ASSISTENZA TECNICA**Fax. +39.0521.827.795**

Pag. di

Nome del richiedente/indirizzo	Contattare il Sig.
	Numero telefono
	Numero telefax

Modello macchina	Matricola macchina	Ore di lavoro	Data	Riferimento
------------------	--------------------	---------------	------	-------------

Descrizione errato funzionamento o guasto

Come si richiedono i ricambi

Nel caso si debbano ordinare dei ricambi, bisogna procedere come segue:

1. Fotocopiare il modulo inserito nella pagina successiva.
2. Completare gli spazi preposti seguendo queste indicazioni:

MODULO D'ORDINE PARTI DI RICAMBIO			
			A
B		C	
		D	
		E	F
		G	H
I		L	
M	N	O	P

A. Numero di pagine di richiesta di offerta (esempio: se l'elenco dei pezzi Vi occupa 2 moduli, nel primo scrivere "1/2" e nel secondo "2/2").

B. Concessionario/Officina autorizzata richiedente.

C. Numero di identificazione e data di inoltro dell'ordine in oggetto.

D. Ordine a stock per rifornimento magazzino oppure consegna urgente.

E. Modello della macchina in oggetto per evitare errori.

F. Numero di matricola della macchina in oggetto per evitare errori.

G. Numero della versione del manuale presente in copertina.

H. Numero di serie o edizione presente in copertina o nella parte superiore di ogni pagina del manuale.

I. Anagrafica dello stabilimento dove inviare la merce.

L. Timbro e firma del Concessionario/Officina autorizzata.

M. Codice di riferimento del ricambio.

N. Numero e denominazione della tavola.

O. Denominazione del ricambio.

P. Quantità richiesta del ricambio.

3. Inviare, al numero di telefax indicato, una copia del modulo completato in ogni sua parte. Come risposta, Vi sarà inviato, nel più breve tempo possibile, una offerta completa di prezzo, consegna e condizioni di vendita.



Se la richiesta ci perviene sotto un'altra forma o tramite un modulo non completamente compilato, la DULEVO International declina ogni responsabilità per ogni eventuale tipo di disagio.

MODULO D'ORDINE PARTI DI RICAMBIO**Fax. +39.0521.827.797**

Pag. di

Concessionario/officina autorizzata	Ordine ricambi n°:	del:	
	Ordine a stock <input type="checkbox"/>	Urgente <input type="checkbox"/>	
	Modello macchina	Matricola macchina	
	Versione	Serie/edizione manuale	
Indirizzo di spedizione:	Timbro e firma del concessionario/officina autorizzata:		

Codice	Denominazione tavola	Descrizione	Q.tà

Note

Come si richiedono i ricambi in garanzia

Nel caso si debbano ordinare dei ricambi, bisogna procedere come segue:

1. Fotocopiare il modulo inserito nella pagina successiva.
2. Completare gli spazi preposti seguendo queste indicazioni:

MODULO D'ORDINE PARTI DI RICAMBIO IN GARANZIA			
B		C	A D
		E	
		F	
H		G	
		I	
		L	
M	N	O	P
Q		R	
S			
Note			

A. Numero di pagine di richiesta di offerta (esempio: se l'elenco dei pezzi Vi occupa 2 moduli, nel primo scrivere "1/2" e nel secondo "2/2").

B. Concessionario/Officina autorizzata richiedente e numero di telefono.

C. Modello della macchina in oggetto per evitare errori.

D. Numero di matricola della macchina in oggetto per evitare errori.

E. Data di consegna della macchina.

F. Data inizio malfunzionamento della macchina.

G. Ore di lavoro necessarie per effettuare l'intervento richiesto.

H. Società/Nome e cognome della persona che ha acquistato la macchina e numero di telefono.

I. Timbro e firma del Concessionario/Officina autorizzata.

L. Descrizione dell'errato funzionamento o del guasto. In questa finestra descrivete in quale fase del ciclo é accaduto l'inconveniente, in quale posizione si é arrestato l'impianto e l'eventuale messaggio del display.

M. Codice di riferimento del ricambio.

N. Numero e denominazione della tavola.

O. Denominazione del ricambio.

P. Quantità richiesta del ricambio.

Q. Nome del corriere che si intende utilizzare per la spedizione.

R. Nome e recapito della persona che si occupa dell'ordine.

S. Numero di convenzione attribuito dal corriere.

3. Inviare, al numero di telefax indicato, una copia del modulo completato in ogni sua parte. Come risposta, Vi sarà inviato, nel più breve tempo possibile, una offerta completa di prezzo, consegna e condizioni di vendita.



Se la richiesta ci perviene sotto un'altra forma o tramite un modulo non completamente compilato, la DULEVO International declina ogni responsabilità per ogni eventuale tipo di disagio.

MODULO D'ORDINE PARTI DI RICAMBIO IN GARANZIA**Fax. +39.0521.827.795**

Pag. di

Concessionario/officina autorizzata	Modello macchina	Matricola macchina
	Data di consegna	
	Data di malfunzionamento	
	Ore di lavoro	
Numero di telefono		
Cliente finale	Timbro e firma del concessionario/officina autorizzata:	
Numero di telefono		

Descrizione del guasto

Materiali richiesti

Codice	Denominazione tavola	Descrizione	Q.tà

Da spedire tramite

Nome e recapito del compilatore

Numero di convenzione

Note

How to require technical service

In case of inconsistent machine operation follow instructions below:

1. Photocopy the form of the following page.
2. Fill in boxes as indicated:

TECHNICAL SERVICE REQUEST FORM				
				A
B		C		
		D		
		E		
F	G	H	I	L
M				

-
- A. Number of pages of service request (example: if the "L" position description takes 2 forms in the first sheet write "1/2" and in the second "2/2").
-
- B. Identification data of the plant where to send the invoice and the operator.
-
- C. First name and family name of the person in charge of service (CAPITAL LETTERS).
-
- D. Telephone number of those requiring the intervention.
-
- E. Number of the fax to send the intervention offer.
-
- F. Number of the concerned machine to avoid errors.
-
- G. Serial number of the concerned machine to avoid mistakes.
-
- H. Working hours required for the service intervention.
-
- I. Date of the intervention request.
-
- L. Reference for the form/fax identification.
-
- M. Description of the wrong operation or damage. In this box describe at which phase of the cycle the trouble has occurred, in which position the plant stopped and the displayed message, if any.
-
3. Send to the indicated fax number a copy of the filled in form. In reply you will receive as soon as possible a complete offer including price, delivery and interventions terms.



Should your request be sent written on another form or on an incomplete form DULEVO International will not be held responsible for misunderstanding.

TECHNICAL SERVICE REQUEST FORM**Fax. +39.0521.827.795**

Page of

Name of the applicant/address	Contact name
	Telephone number
	Fax number

Machine model	Machine serial number	Working hours	Date	Référence
---------------	-----------------------	---------------	------	-----------

Description of the wrong operation or damage

How to require spare parts

To require spare parts follow instructions below:

1. Photocopy the form of the following page.
2. Fill in boxes as indicated:

SPARE PARTS REQUEST FORM			
			A
B		C	
		D	
		E	F
		G	H
I		L	
M	N	O	P

-
- A. Number of pages of the offer request (example: if the parts list takes 2 forms, in the first sheet write "1/2" and in the second "2/2").
 - B. Dealer/Workshop certified by the applicant.
 - C. Identification number and date of forwarding of the order.
 - D. Stock order for storehouse restock or urgent delivery.
 - E. Model of the concerned machine to avoid mistakes
 - F. Concerned machine serial number to avoid mistakes.
 - G. Number of the manual version - see cover.
 - H. Serial or release number indicated on the cover or in the upper part of each manual.
 - I. Identification data of the plant where to ship goods.
 - L. Stamp and signature of the certified Dealer/Workshop.
 - M. Reference code of the spare part.
 - N. Table number and name.
 - O. Spare part name.
 - P. Requested amount.
-

3. Send to the indicated fax number a copy of the filled in form. In reply ,you will receive as soon as possible a complete offer including price, delivery and interventions terms.



Should your request be sent written on another form or on an incomplete form **DULEVO International will not be held responsible for misunderstanding.**

SPARE PARTS REQUEST FORM
Fax. +39.0521.827.797

Page _____ of _____

Certified dealer/workshop	Spare parts order n°: _____ of: _____	
	Stock order <input type="checkbox"/>	Urgent <input type="checkbox"/>
	Machine model	Machine serial number
	Version	Manual release/series
Shipping address:	Stamp and signature of the certified dealer/workshop	

Code	Table name	Description	Q.ty

Notes

How to require spare parts under warranty

To require spare parts follow instructions below:

1. Photocopy the form of the following page.
2. Fill in boxes as indicated:

WARRANTY SPARE PARTS REQUEST FORM			
B		C	A D
		E	
		F	
H		G	
		I	
L			
M	N	O	P
Q		R	
S			
Note			

- A. Number of pages of the offer request (example: if the parts list takes 2 forms, in the first sheet write "1/2" and in the second "2/2").
- B. Applying certified dealer/workshop and telephone number.
- C. Concerned machine model to avoid mistakes.
- D. Concerned machine serial number to avoid mistakes.
- E. Machine delivery date
- F. Failure beginning date.
- G. Working hours necessary for the required intervention.
- H. Company/First name and family name of the person that purchased the machine and phone number.
- I. Stamp and signature of the certified Dealer/Workshop.
- L. Description of the wrong operation or damage. In this box describe at which phase of the cycle the trouble has occurred, in which position the plant stopped and the displayed message, if any.
- M. Spare part reference code.
- N. Table number and name.
- O. Spare part name.
- P. Requested amount.
- Q. Name of the carrier to be used for shipment.
- R. Name and address of the person in charge of the order.
- S. Reference number assigned by the carrier .

3. Send to the indicated fax number a copy of the filled in form. In reply ,you will receive as soon as possible a complete offer including price, delivery and interventions terms.



Should your request be sent written on another form or on an incomplete form DULEVO International will not be held responsible for misunderstanding.

WARRANTY SPARE PARTS REQUEST FORM

Fax. +39.0521.827.795

Page of

Certified dealer/workshop N° Telephone Final customer N° Telephone	<table border="1" style="width: 100%; border-collapse: collapse;"> <tr> <td style="width: 30%;">Model</td> <td style="width: 70%;">Serial number</td> </tr> <tr> <td colspan="2">Delivery date</td> </tr> <tr> <td colspan="2">Failure date</td> </tr> <tr> <td colspan="2">Working hours</td> </tr> <tr> <td colspan="2" style="height: 100px; vertical-align: top;"> Stamp and signature of the certified dealer/workshop: </td> </tr> </table>	Model	Serial number	Delivery date		Failure date		Working hours		Stamp and signature of the certified dealer/workshop:	
Model	Serial number										
Delivery date											
Failure date											
Working hours											
Stamp and signature of the certified dealer/workshop:											

Breakdown description

Part requested

Code number	Table name	Description	Q.ty

Sent by	Form filled in by
Carrier reference number	

Notes

Note - Notes

Indice - *Index*

Gruppo - Group 0

Denominazione - Description	N. Tavola - Table N.	Pagina - Page
Telaio anteriore - pedane <i>Front chassis - foot board</i>	0.1	2/20
Telaio anteriore - balestre <i>Front chassis - leaf spring</i>	0.2	4/20
Assale anteriore - barra sterzante <i>Front axle - steering bar</i>	0.3	6/20
Assale anteriore - mozzo ruota <i>Front axle - wheel hub</i>	0.4	8/20
Assale anteriore - freno <i>Front axle - brake</i>	0.4.1	10/20
Telaio anteriore - collettore olio <i>Front chassis - oil manifold</i>	0.5	12/20
Valvola sollevamento spazzola <i>Main brush lifting valve</i>	0.6	14/20
Batteria ed accessori <i>Battery and accessories</i>	0.7	16/20
Serbatoio olio idraulico - serbatoio carburante <i>Hydraulic oil tank - fuel tank</i>	0.8	18/20

Gruppo - Group 1

Denominazione - Description	N. Tavola - Table N.	Pagina - Page
Sportello Dx-Sx spazzola centrale <i>R.H.-L.H. Main brush door</i>	1.1	2/18
Supporto spazzola centrale - leve pantografo <i>Main brush support - pantograph lever</i>	1.1.1	4/18
Supporto motore spazzola centrale <i>Main brush motor support</i>	1.2	6/18
Spazzola centrale - guarnizione posteriore <i>Main brush - rear gasket</i>	1.3	8/18
Tirante spazzola centrale <i>Main brush tie-rod</i>	1.3.1	10/18
Spazzola laterale Dx <i>R.H. Side brush</i>	1.4	12/18
Spazzola laterale Sx <i>L.H. Side brush</i>	1.5	14/18
Guarnizione centrale parasassi <i>Gravel guard main gasket</i>	1.6	16/18

Gruppo - Group 2

Denominazione - Description	N. Tavola - Table N.	Pagina - Page
Trasporto superiore a cinghia <i>Upper conveyor belt</i>	2.1	2/16
Trasporto superiore a cinghia - paletta gommata <i>Upper conveyor belt - rubber blade</i>	2.1.1	4/16
Trasporto inferiore a cinghia <i>Lower conveyor belt</i>	2.2	6/16
Struttura trasporto a cinghia <i>Frame conveyor belt</i>	2.3	8/16
Telo <i>Sheet</i>	2.3.1	12/16
Valvola regolatrice di flusso <i>Flux regulator valve</i>	2.4	14/16

Gruppo - Group 3

Denominazione - Description	N. Tavola - Table N.	Pagina - Page
Assale posteriore - balestre <i>Rear axle - leaf spring</i>	3.1	2/12
Assale posteriore <i>Rear axle</i>	3.2	4/12
Assale posteriore - mozzo <i>Rear axle - hub</i>	3.3	6/12
Assale posteriore - freno <i>Rear axle - brake</i>	3.4	8/12
Assale posteriore - motore idraulico trazione <i>Rear axle - traction hydraulic motor</i>	3.5	10/12

Gruppo - Group 4

Denominazione - Description	N. Tavola - Table N.	Pagina - Page
Motore <i>Engine</i>	4.1	2/10
Motore ed accessori - supporti motore <i>Engine and accessories - engine supports</i>	4.2	4/10
Pompa idraulica <i>Hydraulic pump</i>	4.3	6/10
Marmitta <i>Muffler</i>	4.4	8/10

Gruppo - Group 5

Denominazione - Description	N. Tavola - Table N.	Pagina - Page
Filtro aria - aspirazione motore <i>Air filter - engine suction</i>	5.1	2/6
Radiatori <i>Radiator</i>	5.2	4/6

Gruppo - Group 6

Denominazione - Description	N. Tavola - Table N.	Pagina - Page
Cilindro di sollevamento <i>Lifting cylinder</i>	6.1	2/8
Perno cerniera <i>Hinge pin</i>	6.2	4/8
Tirante terzo punto <i>Point 3rd tie rod</i>	6.3	6/8

Gruppo - Group 7

Denominazione - Description	N. Tavola - Table N.	Pagina - Page
Contenitore rifiuti <i>Waste container</i>	7.1	2/14
Contenitore rifiuti - ventola <i>Waste container - fan</i>	7.1.1	4/14
Contenitore rifiuti - filtro a sacche <i>Waste container - sack filter</i>	7.2	6/14
Contenitore rifiuti - biella interna <i>Waste container - inner connecting rod</i>	7.3	8/14
Contenitore rifiuti - interno <i>Waste container - inside</i>	7.4	10/14
Telecamera - monitor (colori) <i>Cam - monitor (colour)</i>	7.5	12/14

Gruppo - Group 8

Denominazione - Description	N. Tavola - Table N.	Pagina - Page
Cabina - musetto anteriore - vetro anteriore - luci <i>Cab - front hood - front windscreen - lights</i>	8.1	2/24
Cabina - pedale freno - pedale avanzamento <i>Cab - brake pedal - driving pedal</i>	8.2	4/24
Cabina - filtro aria <i>Cab - air filter</i>	8.3	6/24
Cabina - colonnetta guida <i>Cab - steering columns</i>	8.4	8/24
Cabina - portiera - bracciolo <i>Cab - door - armrest</i>	8.5	10/24
Cabina - sedile lato passeggero <i>Cab - passenger side seat</i>	8.6	12/24
Cabina - plancia servizi <i>Cab - service board</i>	8.7	14/24
Cabina - plancia servizi (dettagli) <i>Cab - service board (details)</i>	8.7.1	16/24
Distributore quattro leve <i>Four levers distributor</i>	8.8	18/24
Distributore quattro leve (dettagli) <i>Four levers distributor (details)</i>	8.8.1	20/24
Distributore spazzola centrale <i>Main brush distributor</i>	8.9	22/24

Gruppo - Group 9

Denominazione - Description	N. Tavola - Table N.	Pagina - Page
Cofanature <i>Bonnets</i>	9.1	2/8
Cofanature - sportello rete Dx/Sx <i>Bonnets - R.H./L.H. door grid</i>	9.1.1	4/8
Cofanature - ruota completa - gruppo luci posteriori <i>Bonnets - wheel assy - rear light assy</i>	9.2	6/8

Gruppo - Group 10

Denominazione - Description	N. Tavola - Table N.	Pagina - Page
Impianto idraulico (full opt) <i>Hydraulic system (full opt)</i>	10.1	2/14
Impianto idraulico - tubi (full opt) <i>Hydraulic system - hoses (full opt)</i>	10.2	6/14
Impianto frenante <i>Braking system</i>	10.3	12/14

Gruppo - Group 11 (Opt)

Denominazione - Description	N. Tavola - Table N.	Pagina - Page
Terza spazzola solo Dx - faro lavoro - joystick <i>Third brush R.H. only - working light - joystick</i>	11.1	2/28
Terza spazzola solo Dx - guida esterna - cilindro traslazione <i>Third brush R.H. only - outside guide - translation cylinder</i>	11.2	4/28
Terza spazzola solo Dx - tirante molla <i>Third brush R.H. only - spring tie rod</i>	1.3	6/28
Terza spazzola solo Dx - braccio <i>Third brush R.H. only - arm</i>	11.3.1	8/28
Terza spazzola solo Dx - motore idraulico - spazzole <i>Third brush R.H. only - hydraulic motor - brushes</i>	11.3.2	10/28
Terza spazzola Dx/Sx - faro lavoro <i>Third brush R.H./L.H. - working light</i>	11.4	12/28
Terza spazzola Dx/Sx - controlli <i>Third brush R.H./L.H. - controls</i>	11.4.1	14/28
Terza spazzola Dx/Sx - cremagliera carrello <i>Third brush R.H./L.H. - carriage rack</i>	11.5	16/28
Terza spazzola Dx/Sx - braccio spazzola <i>Third brush R.H./L.H. - brush arm</i>	11.6	18/28
Terza spazzola - testata carrello <i>Third brush - carriage head</i>	11.7	22/28
Terza spazzola - motore idraulico <i>Third brush - hydraulic motor</i>	11.7.1	24/28
Terza spazzola Dx/Sx - spazzola <i>Third brush R.H./L.H. - brush</i>	11.7.2	26/28

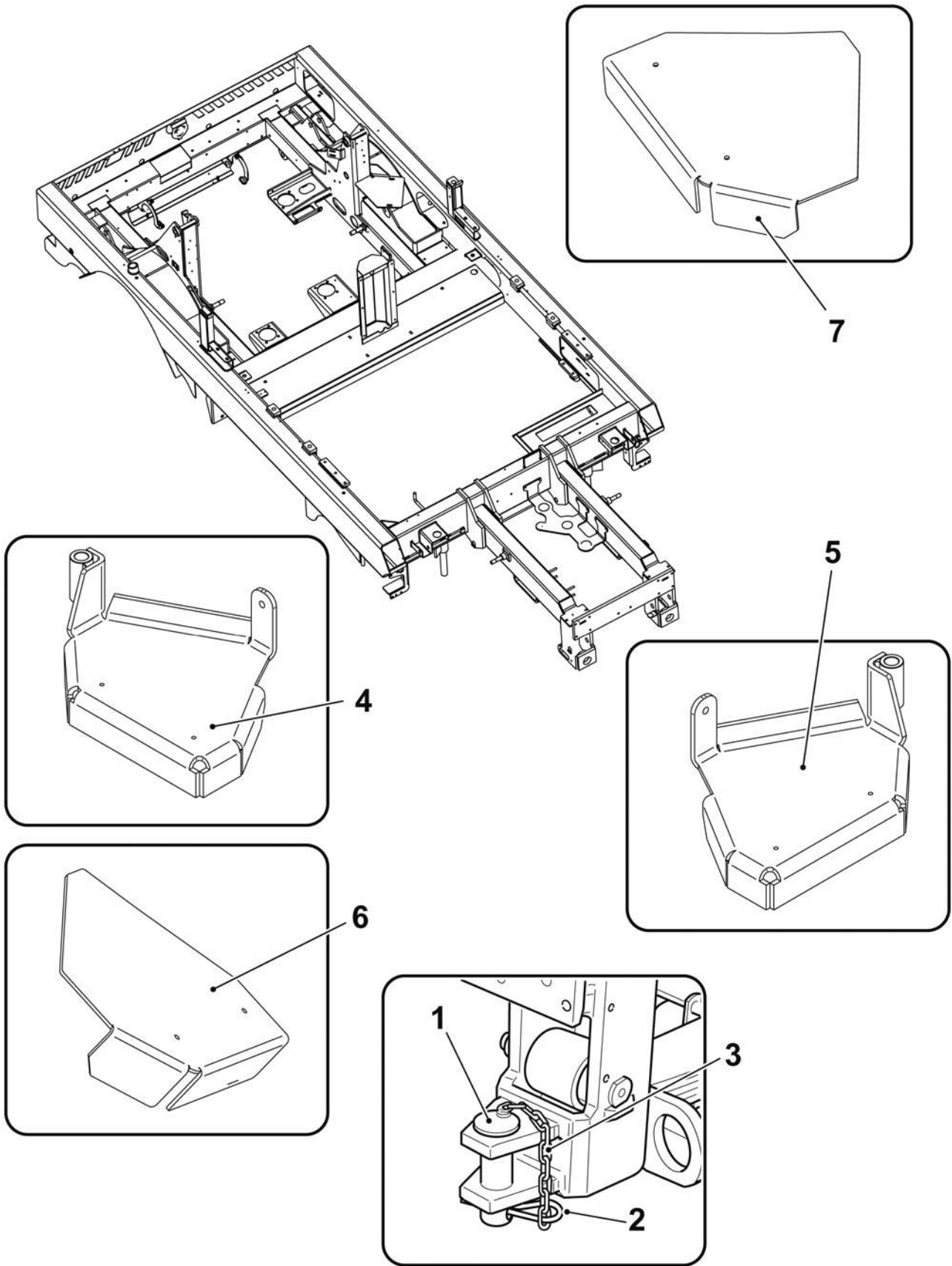
Gruppo - Group 12 (Opt)

Denominazione - Description	N. Tavola - Table N.	Pagina - Page
Tubo aspirazione detriti - braccio <i>Refuse suction hose - arm</i>	12.1	2/10
Tubo aspirazione detriti D.100 <i>D.100 Refuse suction hose</i>	12.2	4/10
Tubo aspirazione detriti D.150 <i>D.150 Refuse suction hose</i>	12.3	6/10
Gruppo aspirazione detriti - serranda trasporto <i>Refuse suction unit - conveyor gate</i>	12.4	8/10

Gruppo - Group 13 (Opt)

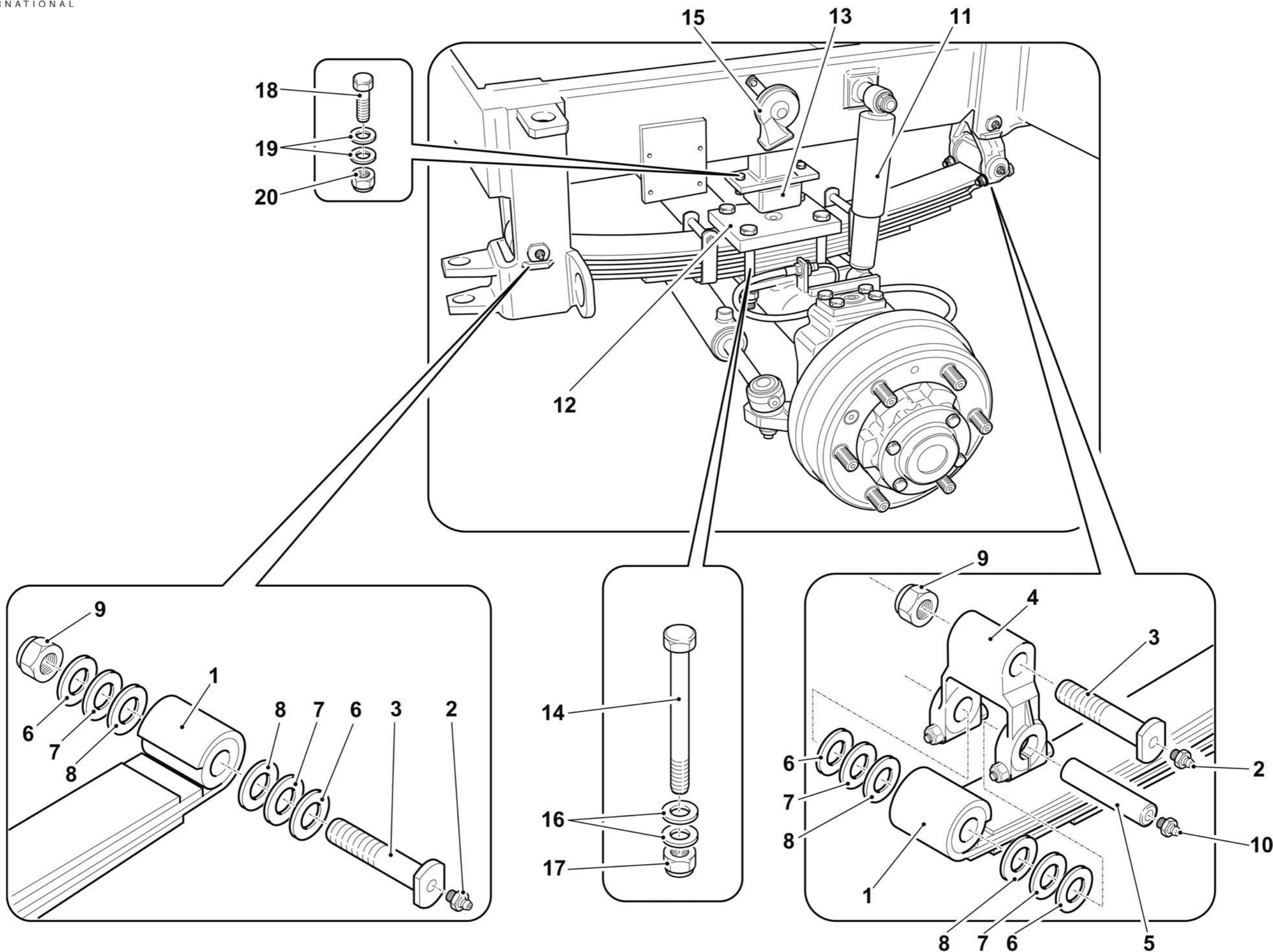
Denominazione - Description	N. Tavola - Table N.	Pagina - Page
Portello contenitore servocomando <i>Waste container control door</i>	13.1	2/4

Gruppo - *Group* 0

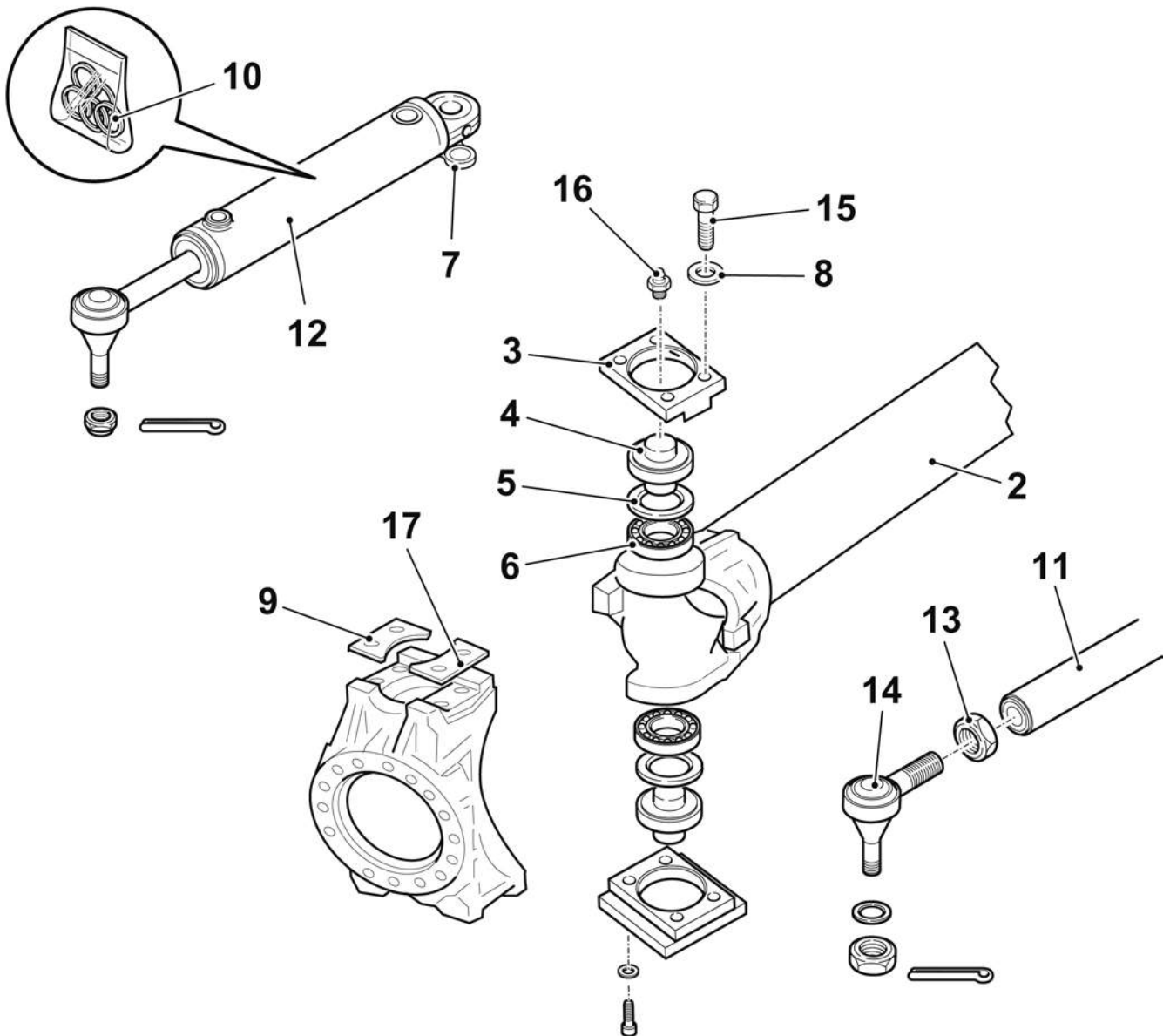
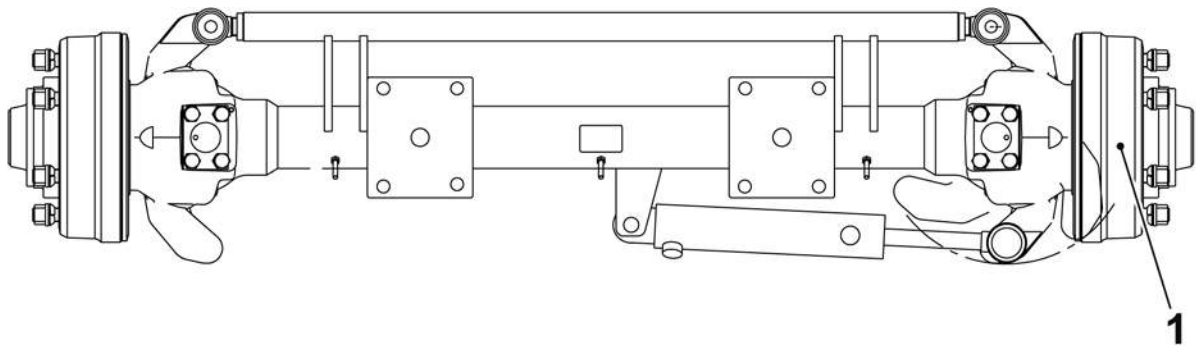


DFRE080200

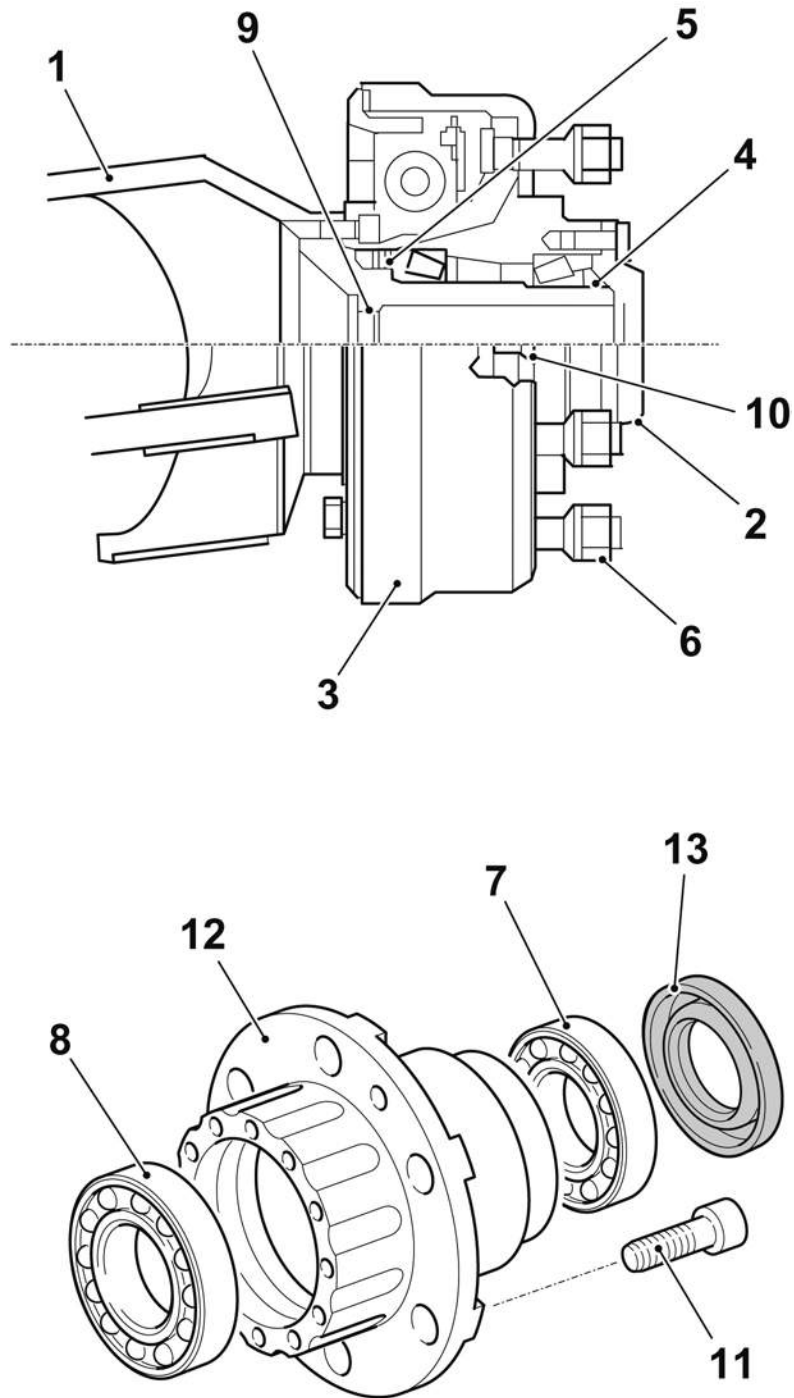
N. Pos.	Cod.	Denominazione	Description	Q.ty
1	6210016030	Balestra anteriore	Front leaf spring	2
2	ABS2708000	Ingrassatore M8	M8 Grease fitting	4
3	6030740648	Perno balestra D.24	D.24 Leaf spring pin	4
4	DAZ1400000	Biscottino balestra	Bracket	2
5	DAZ3200000	Perno per balestra D.24	D.24 Leaf spring pin	2
6	6020046JFH	Rondella rasamento D.24x50x3	D.24x50x3 Washer spacer	Cr
7	6020046JFG	Rondella rasamento D.24x50x2	D.24x50x2 Washer spacer	Cr
8	6020046JFF	Rondella rasamento D.24x44x1	D.24x44x1 Washer spacer	Cr
9	AAA1318000	Dado autobloccante M18	M18 Lock nut	4
10	ABS2810000	Ingrassatore M10	M10 Grease fitting	2
11	6000016764	Ammortizzatore anteriore	Front shock absorber	2
12	6020016027	Piastra balestra	Leaf spring plate	2
13	DAZ6900000	Tampone fine corsa	End stroke buffer	2
14	A081516130	Vite M16x130	M16x130 Screw	8
15	E180100000	Avvisatore acustico	Warning horn	1
16	A860916000	Rondella D.16	D.16 Washer	16
17	AAA1216000	Dado autobloccante M16	M16 Lock nut	8
18	A151108030	Vite M8x30	M8x30 Screw	4
19	A900708000	Rondella D.8	D.8 Washer	8
20	AAA0808000	Dado autobloccante M8	M8 Lock nut	4



N. Pos.	Cod.	Denominazione	Description	Q.ty
1	4080017BYT	Assale anteriore	Front axle	1
		Formato da:	● Comprised of: ●	
2	DAP1000000	Struttura assale	● Axle frame ●	1
3	DAP2100000	Flangia	● Flange ●	4
4	DAP1700000	Perno	● Pivot pin ●	4
5	D765F00000	Anello	● Ring ●	4
6	DAP1400000	Cuscinetto	● Bearing ●	4
7	AAA1216000	Dado autobloccante M16	● M16 Lock nut ●	1
8	DAK0000158	Rondella	● Washer ●	16
9	D76D600000	Semi spessore	● Half-Thickness ●	Cr
10	DAP2600000	Kit guarnizioni cilindro	● Cylinder gasket kit ●	1
11	DAP1500000	Barra sterzante	● Steering bar ●	1
12	5260016031	Cilindro sterzo	● Steering cylinder ●	1
13	AA31920000	Dado Dx	● R.H. Nut ●	1
	AA31930000	Dado Sx	● L.H. Nut ●	1
14	DAP1900000	Testa sterzo Dx	● R.H. Steering head ●	1
	DAP2000000	Testa sterzo Sx	● L.H. Steering head ●	1
15	A172512030	Vite M12x30	● M12x30 Screw ●	16
16	DAN6100000	Ingrassatore M10x1	● Nipple greaser M10x1 ●	4
17	DAK0000173	Semi spessore 0,25	● 0,25 Half-Thickness ●	Cr

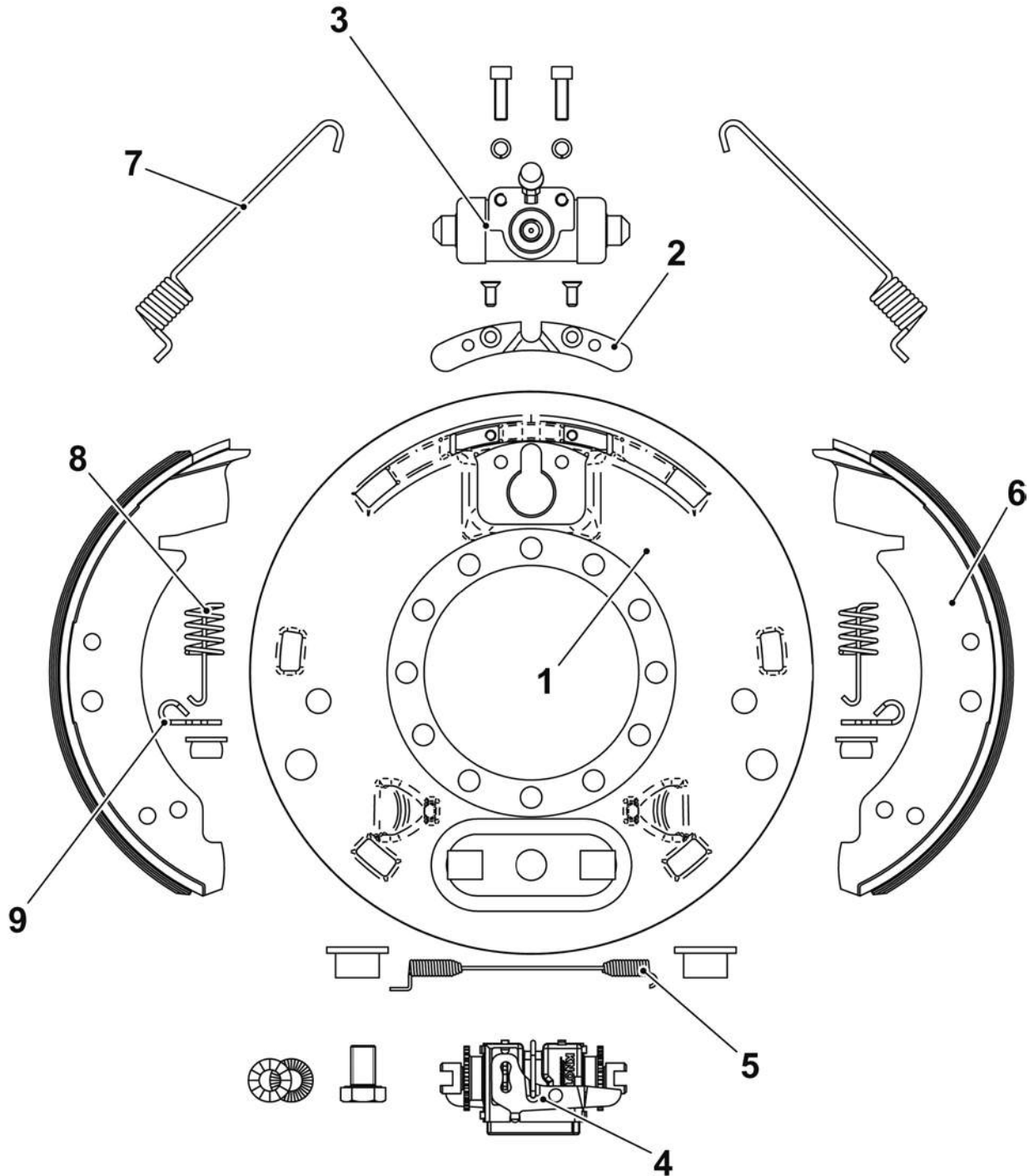


DFRE080400



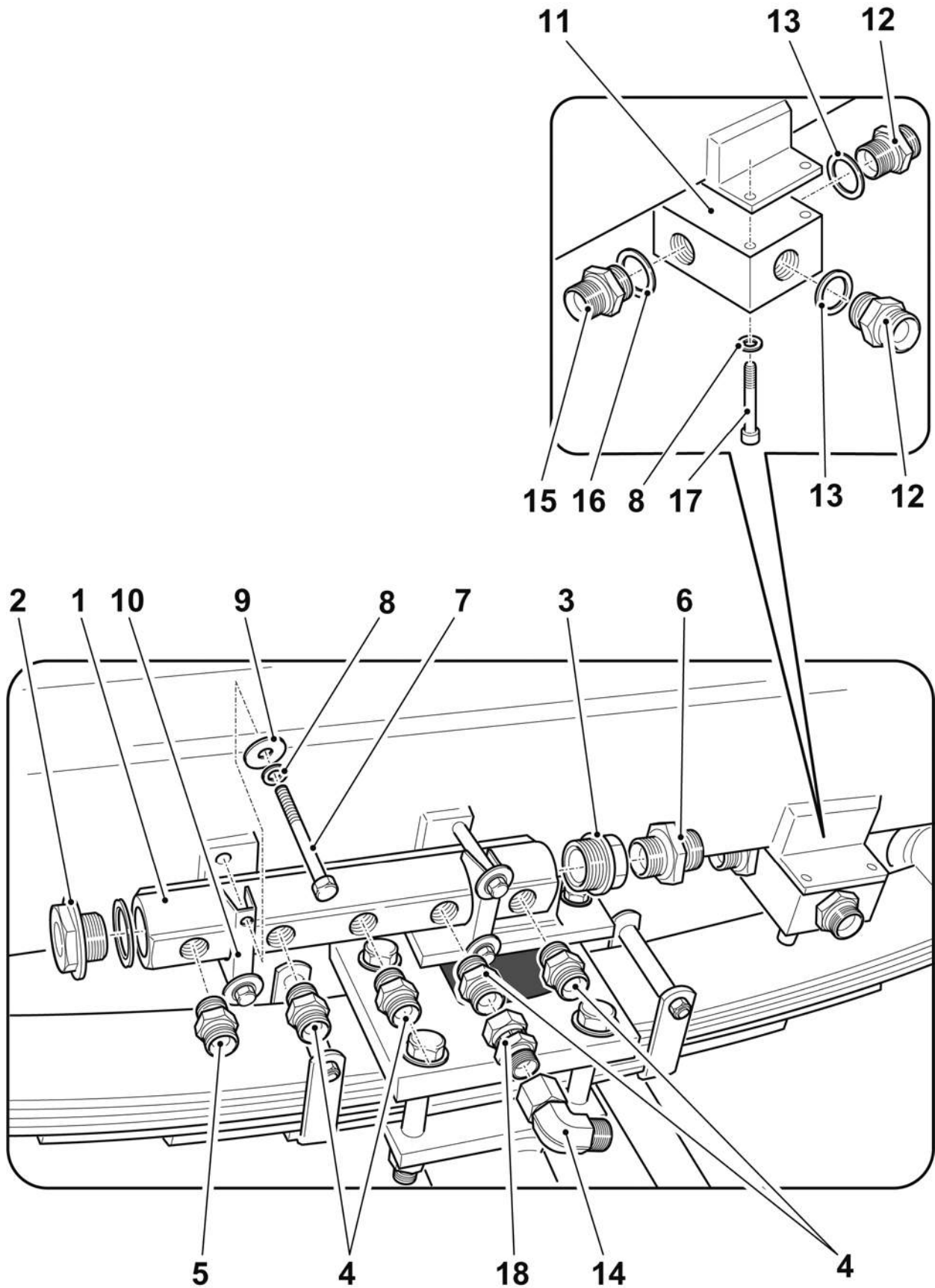
DFRE080500

N. Pos.	Cod.	Denominazione	Description	Q.ty
1	D910100000	Piatto	Plate	2
2	DAP0300000	Piastrina per molla	Spring plate	2
3	D917500000	Cilindretto	Brake cylinder	2
4	D911200000	Registro	Register	2
5	DAP0200000	Molla	Spring	2
6	DX40140173	Ceppo freno anteriore	Front brake	4
7	D912200000	Molla	Spring	4
8	D912000000	Molla	Spring	4
9	D911900000	Arresto molla	Stop spring	4



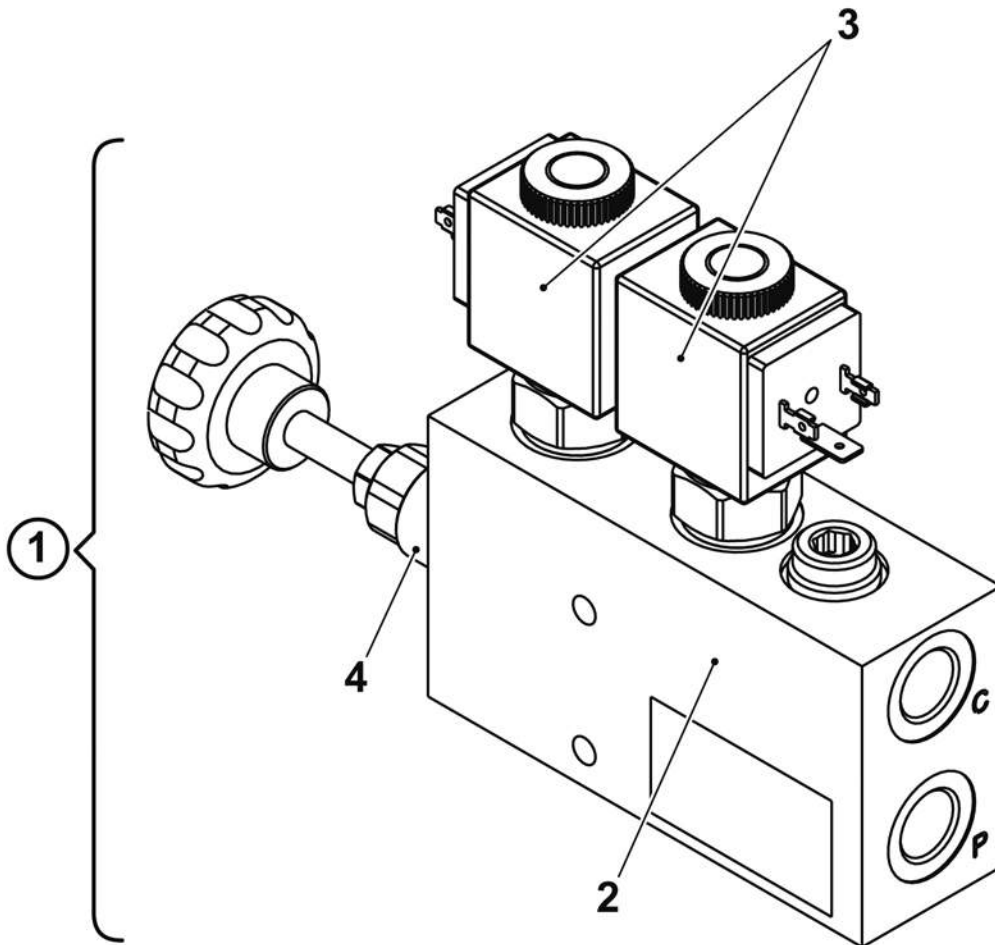
DFRE080600

N. Pos.	Cod.	Denominazione	Description	Q.ty
1	D320500000	Collettore olio	Oil manifold	1
2	D484100000	Tappo M1" per collettore	M1" Oil manifold cap	1
3	D481300000	Riduzione M.1"/F.3/4" per collettore	M.1"/F.3/4" Reduction	1
4	D458400000	Nipples 1/2"	1/2" Nipple	4
5	D458900000	Nipples 1/2" - 3/8"	1/2" - 3/8" Nipple	1
6	D423700000	Nipples 3/4"	3/4" Nipple	1
7	A040908070	Vite M8x70	M8x70 Screw	4
8	A991608000	Rondella D.8	D.8 Washer	6
9	A900708000	Rondella D.8	D.8 Washer	4
10	AC50300000	Staffa	Bracket	2
11	D68N700000	Valvola prioritaria	Priority valve	2
12	D456500000	Nipples 1/2" - 3/4"	1/2" - 3/4" Nipple	2
13	A933400000	Rondella rame 3/4"	3/4" Copper washer	2
14	DAS1900000	Gomito 90° M./F. 1/2"	M./F. 1/2" 90° Elbow	1
15	D450300000	Nipples 1/2" - 3/8"	1/2" - 3/8" Nipple	1
16	A933200000	Rondella rame 1/2"	1/2" Copper washer	1
17	A321408050	Vite M8x50	M8x50 Screw	2
18	D412200000	Girello M./F. 1/2"	M./F. 1/2" Rotating fitting	1



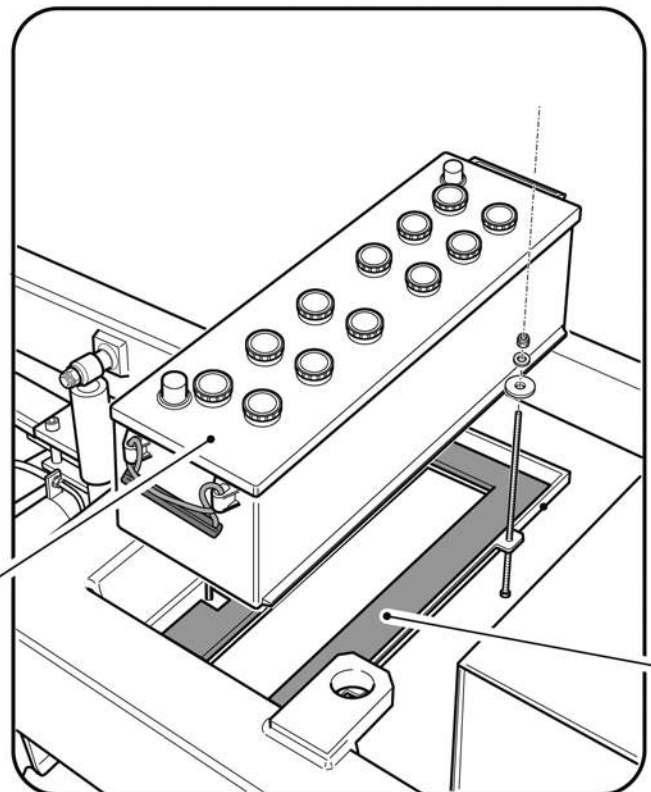
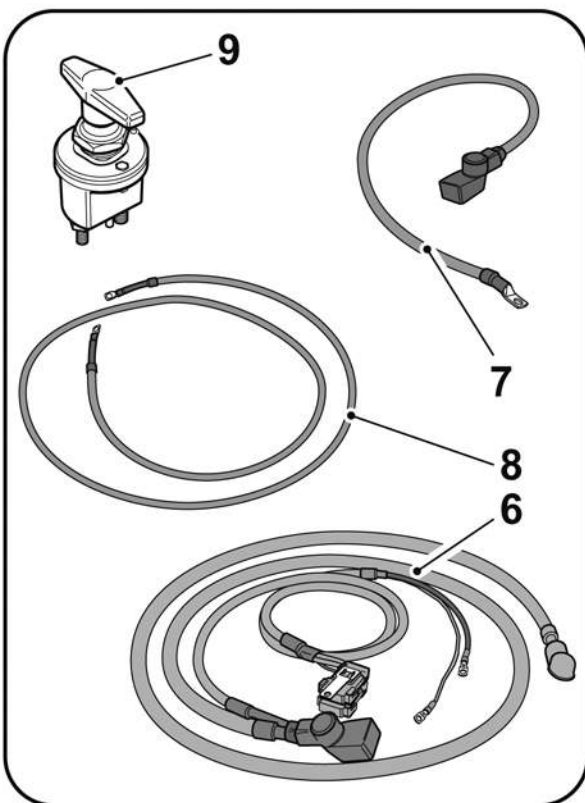
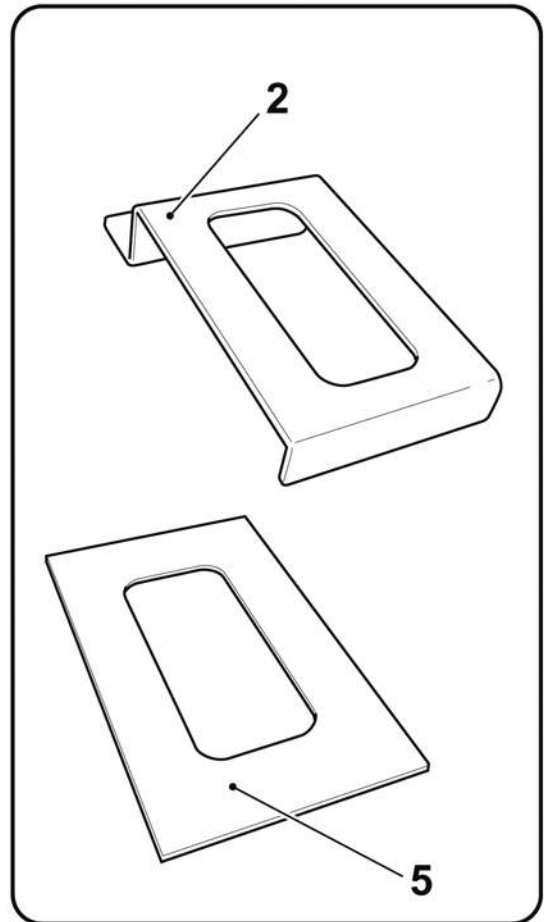
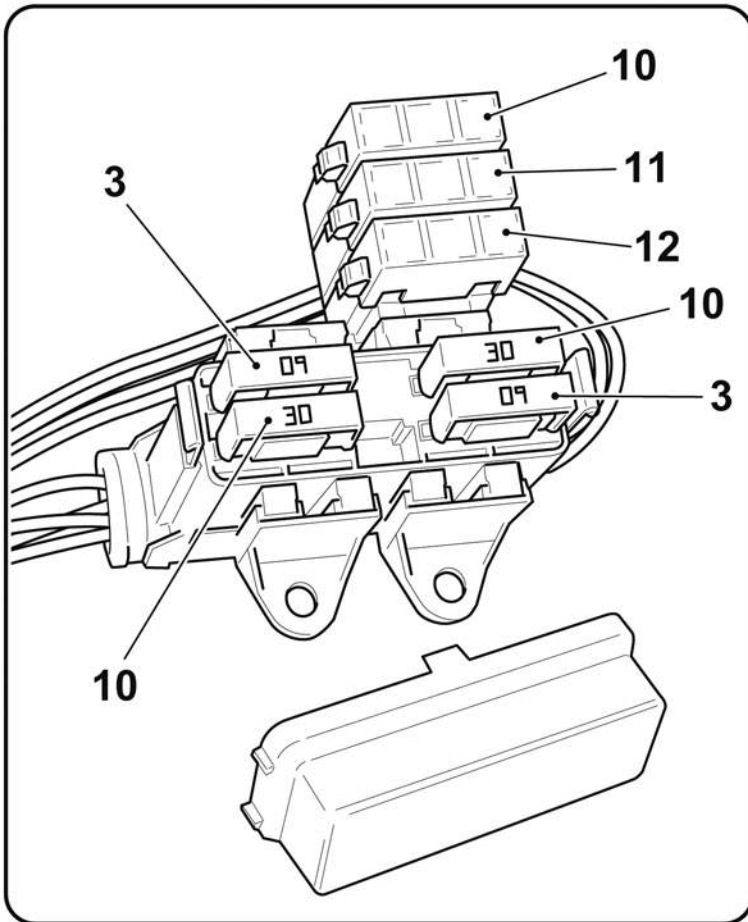
DFRE080700

N. Pos.	Cod.	Denominazione	Description	Q.ty
1	6480017CMW	Valvola	Valve	1
		Formato da:	● Comprised of: ●	
2	D699700000	Collettore	● Collector ●	1
3	D695300000	Solenoide 12V	● 12V Solenoid ●	2
4	D71C400000	Valvola di massima	● Max valve ●	1



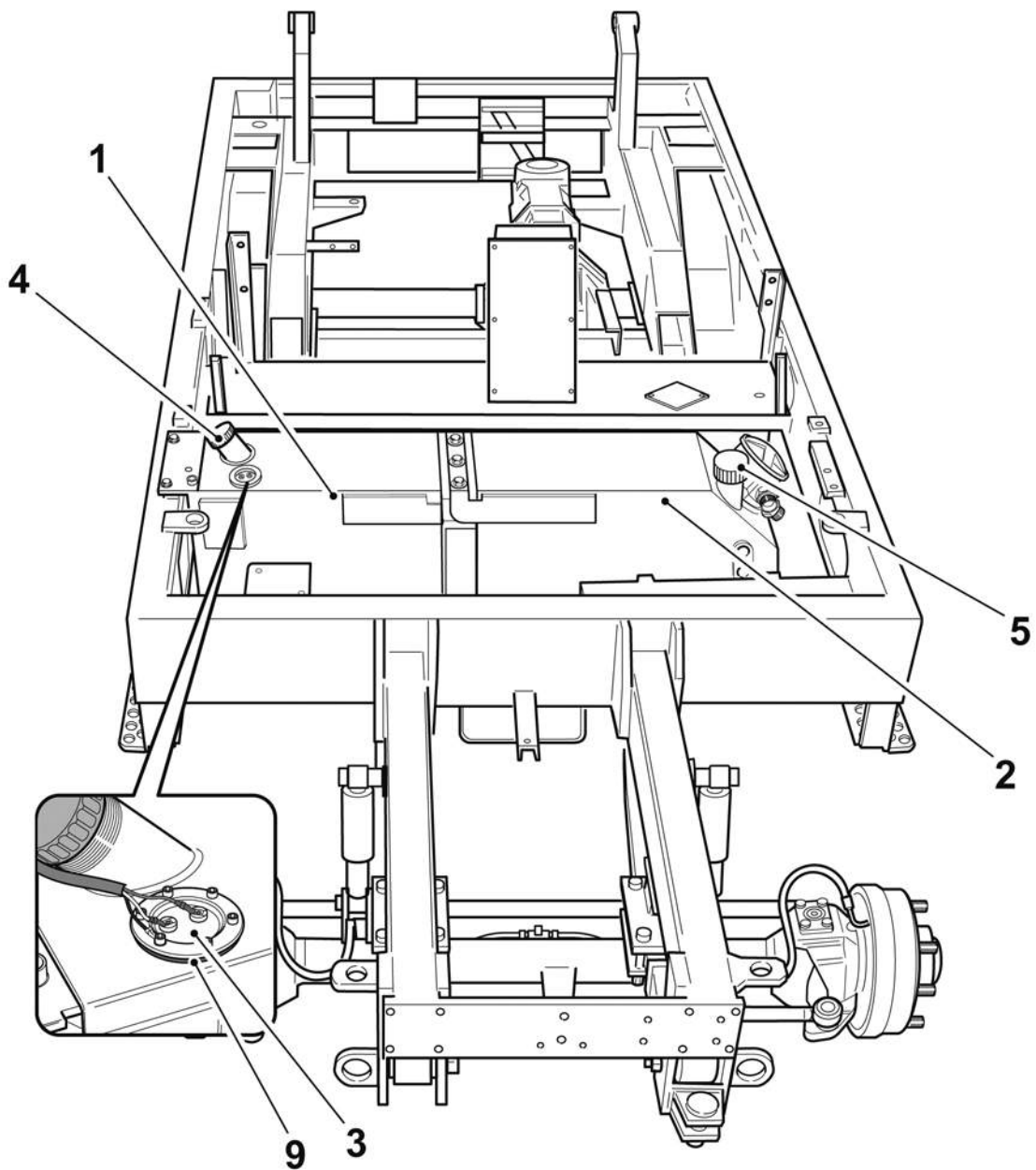
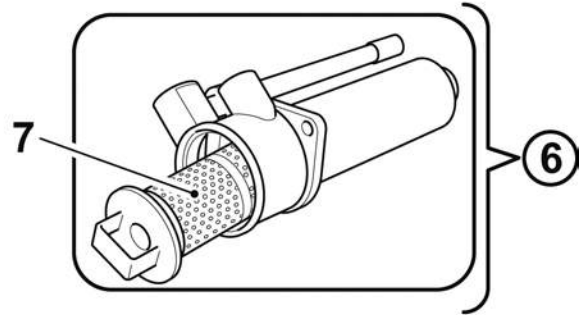
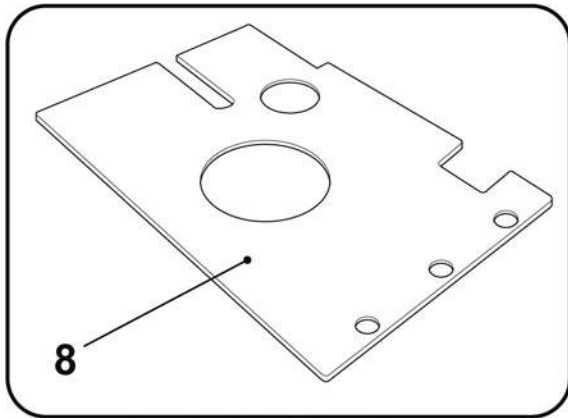
DFRE080800

N. Pos.	Cod.	Denominazione	Description	Q.ty
1	E018300000	Batteria 12V	12V Battery	1
2	6020017DST	Fermo batteria	Battery fastener	1
3	E024000000	Fusibile 60A	60A Fuse	2
4	6110017DSQ	Gomma protezione supporto batteria	Battery support rubber protection	1
5	6110017DSS	Gomma protezione superiore batteria	Upper battery rubber protection	1
6	5160017AXB	Cavo positivo batteria	Battery positive cable	1
7	5160017AXD	Cavo negativo batteria	Battery negative cable	1
8	5160017AXC	Cavo positivo avviamento	Starting positive cable	1
9	E215900000	Stacca batteria	Battery switch off	1
10	E021400000	Fusibile 30A	30A Fuse	3
11	E023900000	Fusibile 40A	40A Fuse	1
12	E023200000	Fusibile 20A	20A Fuse	1



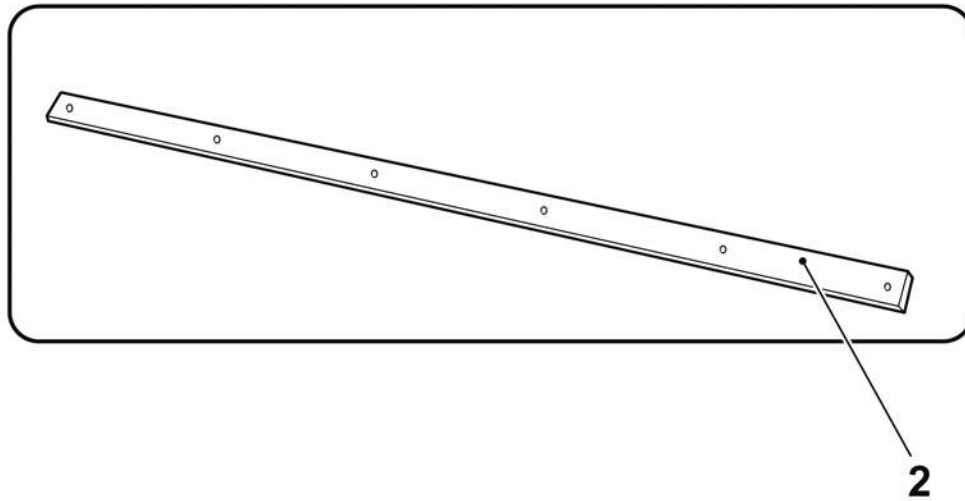
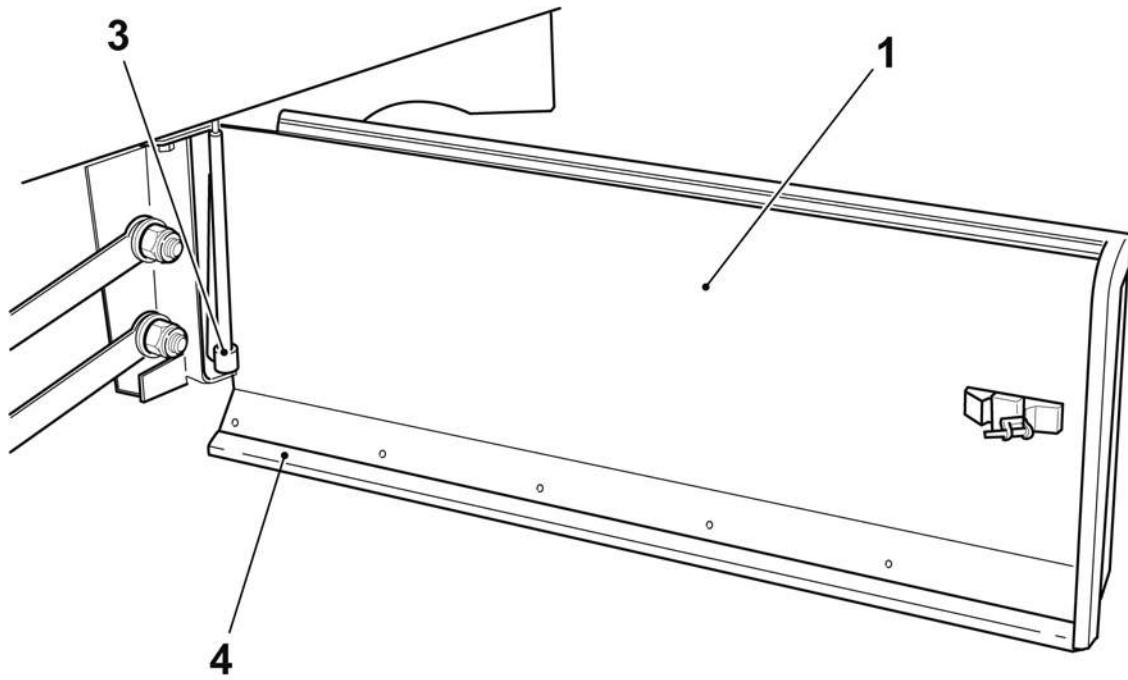
DFRE080900

N. Pos.	Cod.	Denominazione	Description	Q.ty
1	6020017CAE	Serbatoio carburante	Fuel tank	1
2	6020017EKJ	Serbatoio olio idraulico	Hydraulic oil tank	1
3	E178700000	Galleggiante combustibile	Fuel gauge	1
4	C119800000	Tappo serbatoio carburante	Fuel tank plug	1
5	C011500000	Tappo serbatoio	Plug tank	1
6	D73X200000	Filtro	Filter	1
		Formato da:	● Comprised of:	●
7	D73X400000	Cartuccia filtro	● Filter cartridge	● 1
8	6110017EQQ	Guarnizione parapolvere serbatoio olio	Oil tank antidust gasket	1
9	C393400000	Guarnizione pescante	Rubber gasket	1



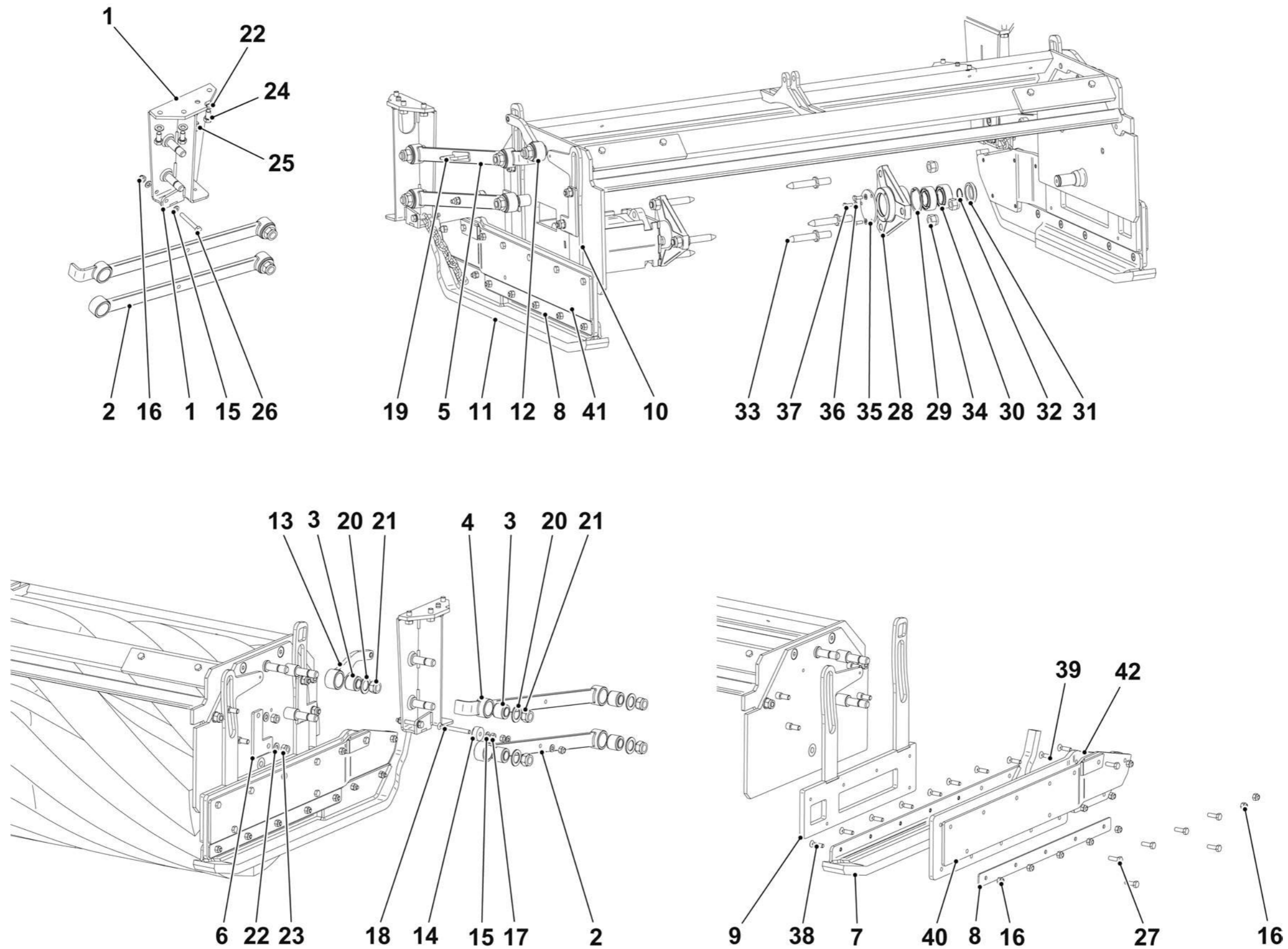
DFRE081000

Gruppo - *Group* 1



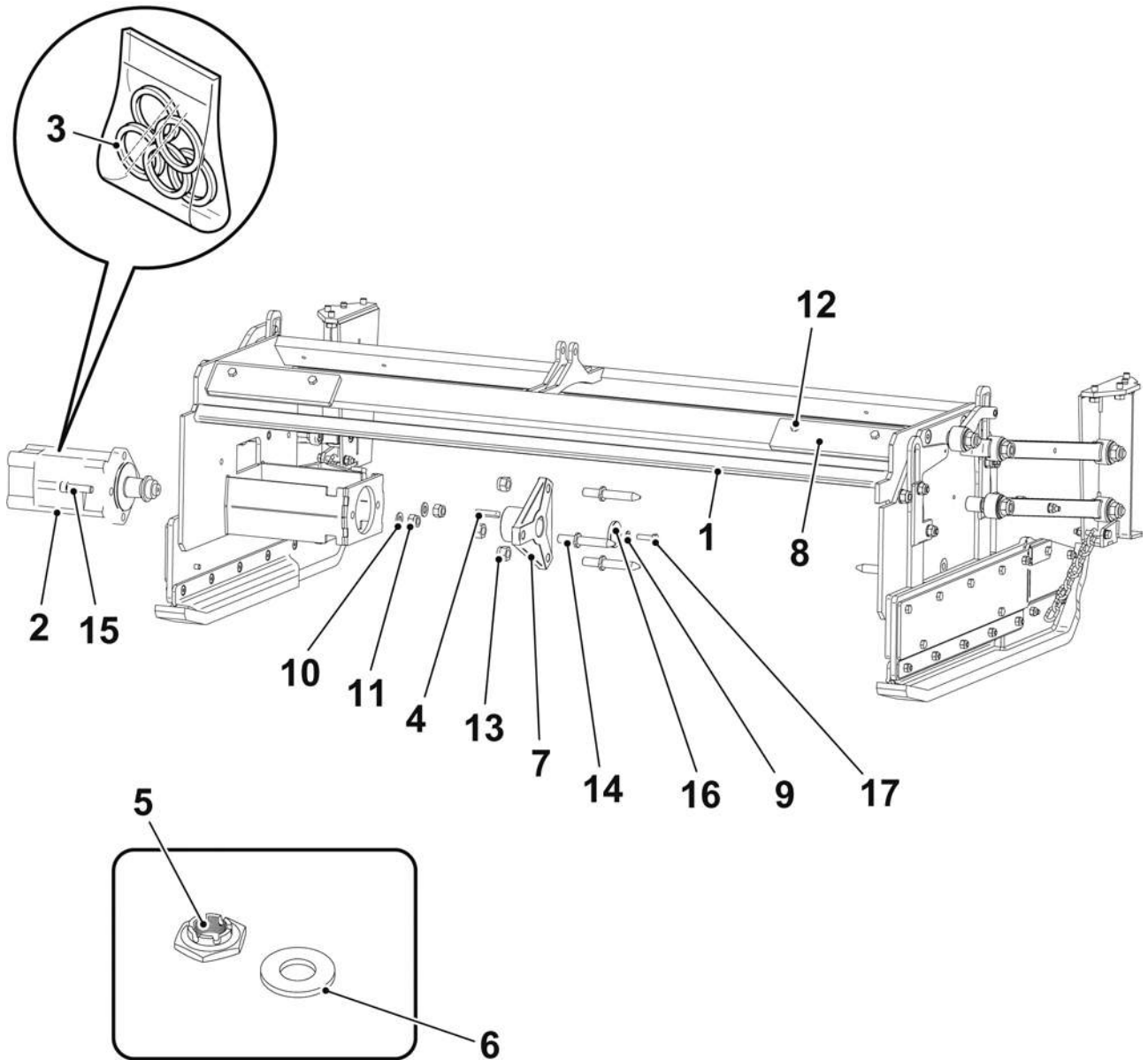
DFRE079000

N. Pos.	Cod.	Denominazione	Description	Q.ty
1	6020017CMX	Attacco pantografo Dx	R.H. Pantograph support	1
2	6260410134	Leve per pantografo	Pantograph lever	2
3	6160020BQH	Antivibrante	Shock absorber	10
4	6020017DCZ	Leva Dx camma	R.H. Cam lever	1
5	6020417DCY	Leva Sx camma	L.H. Cam lever	1
6	6020410154	Guida spazzola centrale	Main brush guide	4
7	6020017DAS	Pattino Dx spazzola centrale	Main brush R.H. slide	1
8	6020017CUW	Contropiatto gomma	Rubber plate	2
9	6020017DCS	Slitta Dx spazzola centrale	Main brush R.H. slide support	1
10	6020017DCR	Slitta Sx spazzola centrale	Main brush L.H. slide support	1
11	6020017DAV	Pattino Sx spazzola centrale	Main brush L.H. slide	1
12	6020017DCT	Leva Sx sollevamento slitta	L.H. slide support lifting	1
13	6020417DCW	Leva Dx sollevamento slitta	R.H. slide support lifting	1
14	6077110142	Riscontro braccio spazzola centrale	Main brush arm counter plate	2
15	A893008000	Rosetta	Washer	1
16	AAA0808000	Dado autoboccante M8	M8 Lock nut	Cr
17	AA20608000	Dado M8	M8 Nut	1
18	A451508080	Vite M8x80	M8x80 Screw	2
19	6160410719	Cavallotta	Clamp	12
20	A861123000	Rondella	Washer	25
21	6160010317	Dado M16	M16 Lock nut	4
22	A893810000	Rosetta	Washer	2
23	AAA0910000	Dado autoboccante M10	M10 Lock nut	1
24	A160510020	Vite M10X20	M10x20 Screw	1
25	A460110016	Vite M10x16	M10x16 Screw	2
26	A040708060	Vite	Screw	1
27	A151008025	Vite	Screw	1
28	6225210146	Mozzo	Hub	2
29	AAT2852000	Anello elastico	Elastic ring	2
30	B071062205	Cuscinetto	Bearing	2
31	B540503545	Raschiatore	Scraper	12
32	AAR2125000	Anello elastico	Elastic ring	1
33	6031310139	Perno giunto	Joint pivot	6
34	AAA1114000	Dado autobloccante M14	M14 Lock nut	2
35	6070410145	Coperchio mozzo	Hub cover	1
36	A890506000	Rosetta	Washer	1
37	A140606016	Vite M6x16	M6x16 Screw	6
38	A450708030	Vite M8x30	M8x30 Screw	Cr
39	A450608025	Vite M8x25	M8x25 Screw	Cr
40	6020017DYT	Contropiatto gomma Dx	R.H. Rubber counter plate	1
41	6020017DYU	Contropiatto gomma Sx	L.H. Rubber counter plate	1
42	6110017CUY	Guarnizione laterale	Side gasket	2



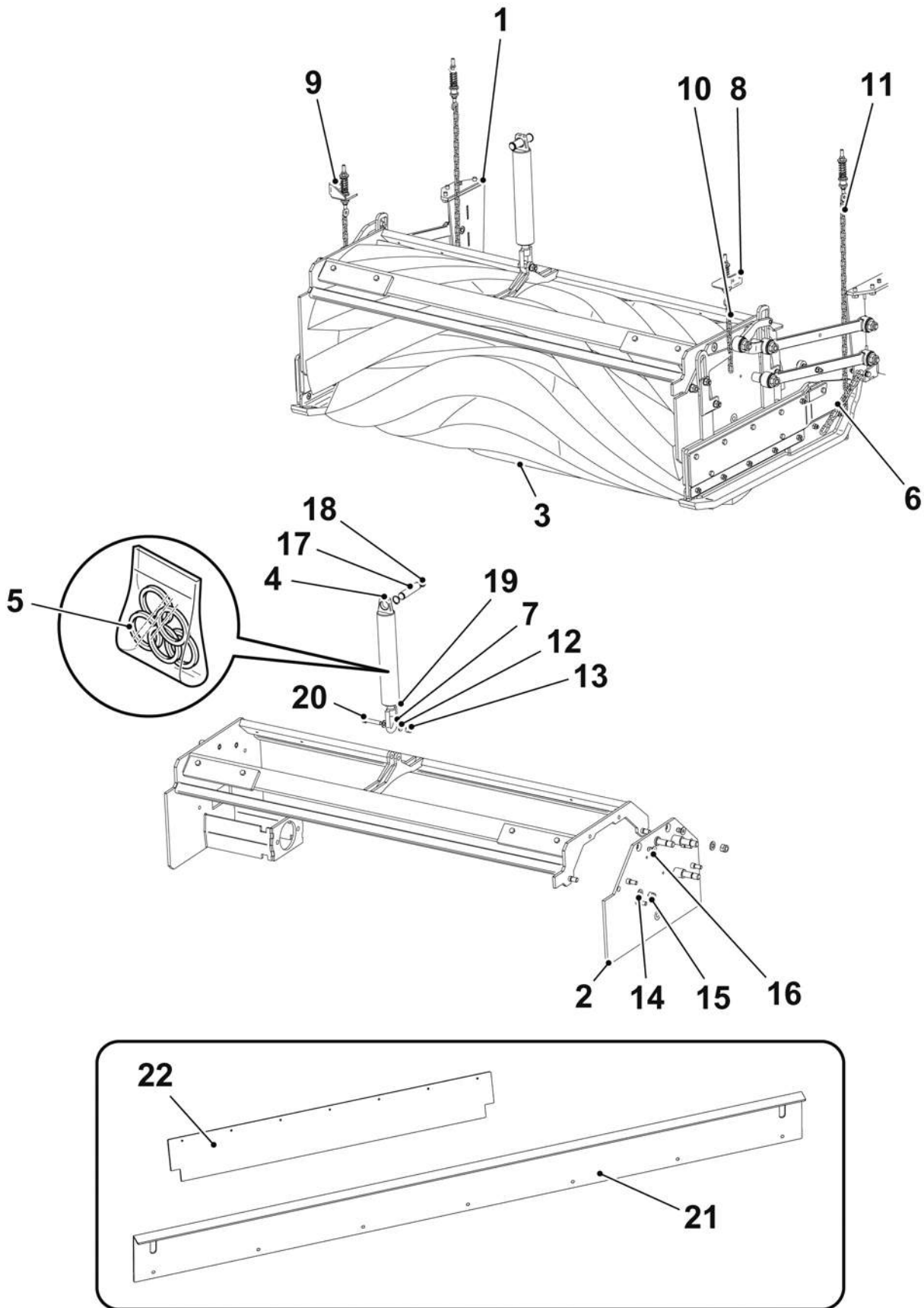
DFRE079100

<i>N. Pos.</i>	<i>Cod.</i>	<i>Denominazione</i>	<i>Description</i>	<i>Q.ty</i>
1	6020017AUJ	Supporto spazzola centrale	Main brush support	1
2	D66F900000	Motore idraulico	Hydraulic motor	1
		Formato da:	● Comprised of: ●	
3	C384400000	Kit guarnizione motore	● Hydraulic motor gasket ●	1
4	ABA0600045	Linguetta 10x8x45	● 10x8x45 Key ●	1
5	D66E700000	Ghiera	● Nut ●	1
6	D66E800000	Rondella	● Washer ●	1
7	6225210141	Mozzo lato motore	Hub motor side	1
8	6020017CVJ	Contrappeso spazzola centrale	Main brush counter-lifting	1
9	A893008000	Rosetta	Washer	1
10	A902812000	Rosetta	Washer	10
11	AAA1012000	Dado autoboccante M12	M12 Lock nut	10
12	A151008025	Vite	Screw	1
13	AAA1114000	Dado autobloccante M14	M14 Lock nut	2
14	6031310139	Perno giunto	Joint pivot	1
15	A340612045	Vite M12x45	M12x45 Screw	1
16	6070410245	Rondella	Washer	3
17	A151108030	Vite M8x30	M8x30 Screw	3



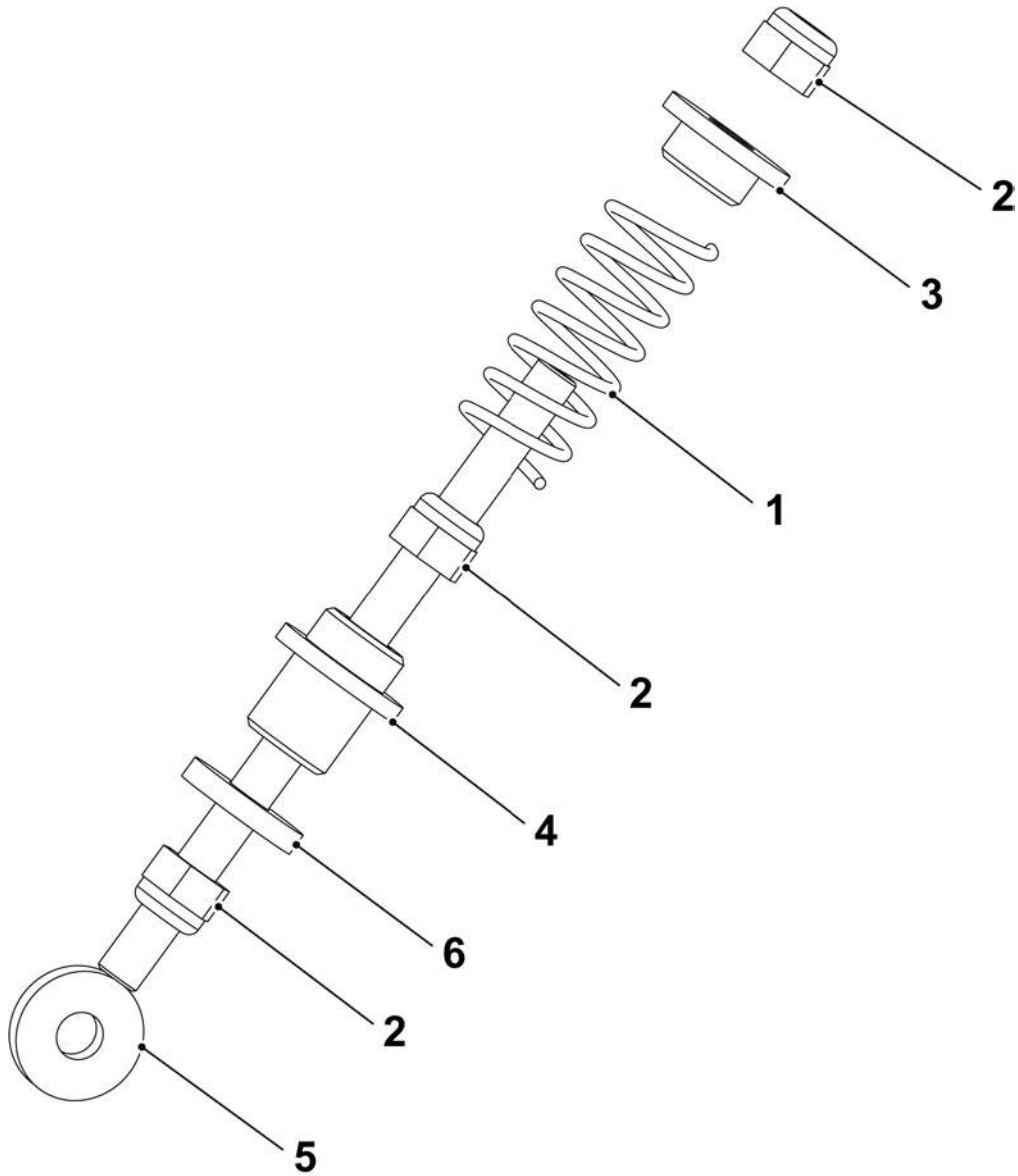
DFRE079200

N. Pos.	Cod.	Denominazione	Description	Q.ty
1	6020017CNG	Attacco pantografo Sx	L.H. Pantograph support	1
2	6020117DCP	Lato mobile per supporto spazzola centrale	Main brush support mobile side	1
3	6240017AVB	Spazzola centrale PPL-ACCIAIO	STEEL-PPL Main brush	1
	6240017AWD	Spazzola centrale PPL (Opt)	PPL Main brush (Opt)	1
	6240017CEY	Spazzola centrale PPL-MOPLN (Opt)	MOPLN-PPL Main brush (Opt)	1
4	4260017DUF	Cilindro spazzola centrale	Main brush cylinder	1
		Formato da:	Comprised of:	
5	C39Y100000	Kit guarnizioni cilindro 4260017DUF	Cylinder 4260017DUF gasket kit	1
6	6020017CWQ	Catena pattino spazzola centrale	Main brush sliding chain	1
7	6261210138	Attacco cilindro spazzola centrale	Main brush cylinder joint	2
8	6020017CWN	Supporto tirante Dx	R.H. Tie-rod support	2
9	6020017CWP	Supporto tirante Sx	L.H. Tie-rod support	2
10	6020017CWS	Catena sollevamento slitta	Sliding lifting chain	4
11	6020017CWT	Catena sollevamento slitta	Sliding lifting chain	1
12	A893810000	Rosetta	Washer	2
13	AAA0910000	Dado autoboccante M10	M10 Lock nut	1
14	A902812000	Rosetta	Washer	10
15	AAA1012000	Dado autoboccante M12	M12 Lock nut	10
16	A470112020	Vite M12x20	M12x20 Screw	16
17	6030910136	Perno	Pivot	9
18	AAR1720000	Anello elastico	Elastic ring	4
19	A520606016	Grano M6x16	M6x16 Grub screw	4
20	A161110050	Vite M10x50	M10x50 Screw	2
21	6020017DBT	Porta gomma posteriore	Rear holder ruber	1
22	6110017DBG	Gomma posteriore spazzola centrale	Rear main brush rubber	1



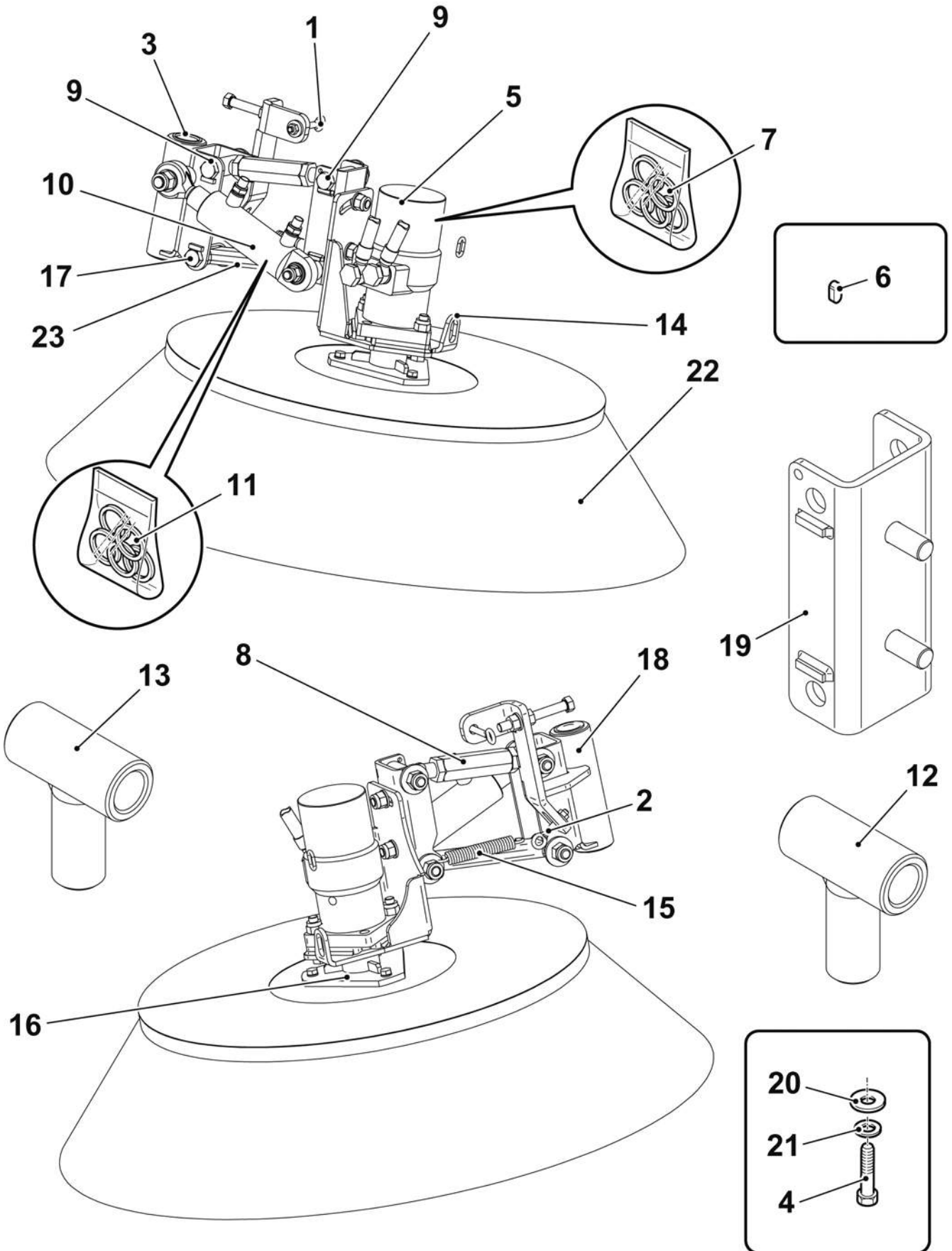
DFRE079301

N. Pos.	Cod.	Denominazione	Description	Q.ty
1	AB23600000	Molla	Spring	1
2	AAA0808000	Dado autobloccante	M8 Lock nut	3
3	6020017CWK	Anello	Ring	1
4	6020017CWL	Anello	Ring	1
5	6020017CWJ	Tirante M8x13	M8x13 Tie-rod	1
6	A900708000	Rondella D.8x24	D.8x24 Washer	1



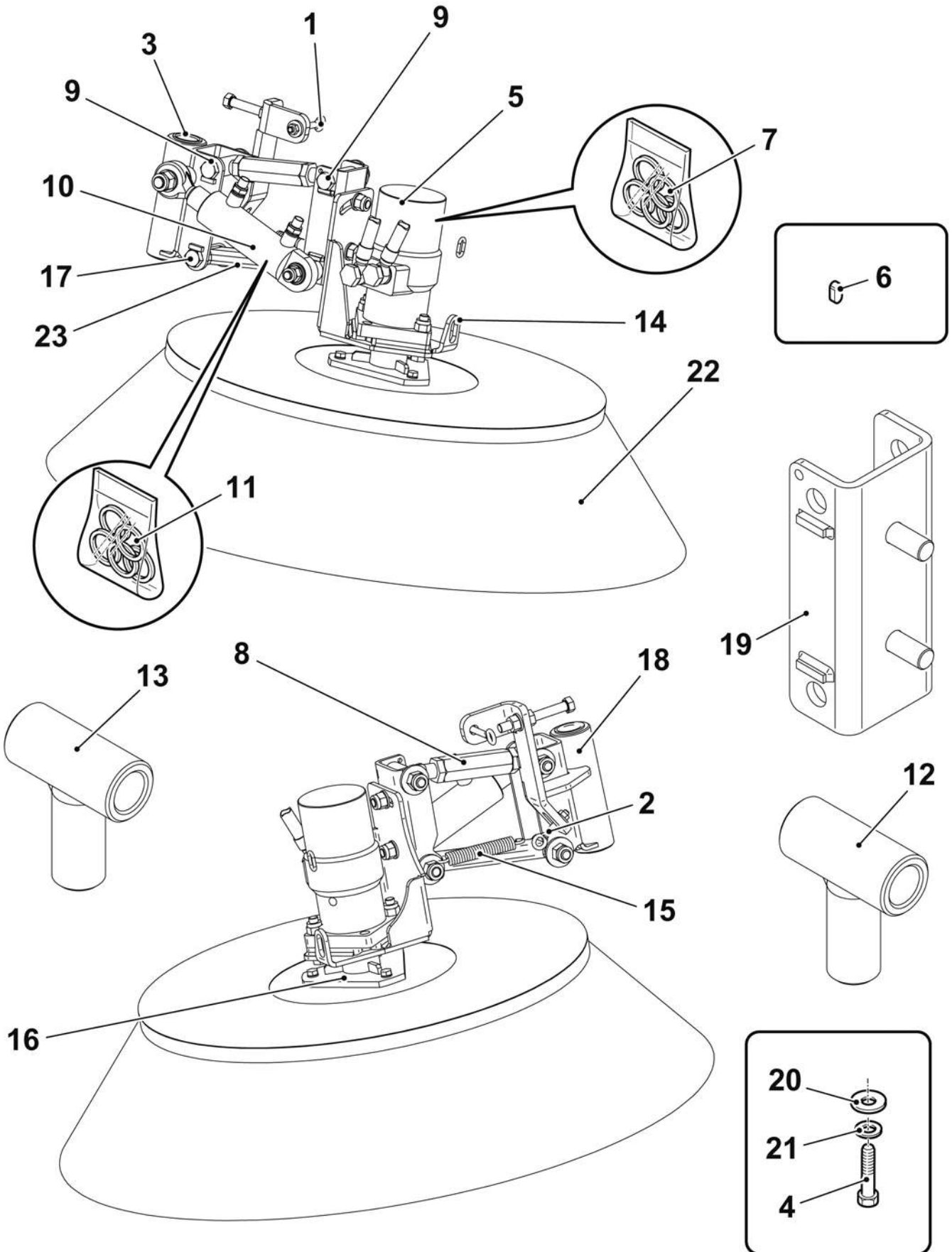
DFRE093100

N. Pos.	Cod.	Denominazione	Description	Q.ty
1	AC30108080	Tirante M8x80	M8x80 Tie-rod	1
2	AC30608060	Tirante M8x60	M8x60 Tie-rod	1
3	B032230026	Boccola	Bushing	2
4	A151008025	Vite M8x25	M8x25 Screw	1
5	D663000000	Motore idraulico	Hydraulic motor	1
		Formato da:	Comprised of:	
6	ABU0900000	Linguetta	Key	1
7	C386600000	Kit guarnizione motore idraulico	Hydraulic motor gasket kit	1
8	6070810251	Registro M20	M20 Adjuster	1
9	6260017CPY	Perno braccio	Arm pivot	3
10	4260017AUZ	Cilindro spazzola laterale	Side brush cylinder	1
		Formato da:	Comprised of:	
11	C39Y200000	Kit guarnizione cilindro 4260017AUZ	Cylinder 4260017AUZ gasket kit	1
12	6020017CTJ	Tirante	Tie-rod	1
13	6020017CTS	Tirante	Tie-rod	1
14	6020017CVE	Supporto motore	Motor support	1
15	6210610260	Molla	Spring	1
16	6294910244	Mozzo	Hub	1
17	6030017CTP	Perno	Pivot	1
18	6020017CUE	Cerniera spazzola	Brush hinge	1
19	6020017CUG	Cerniera	Hinge	1
20	6070410245	Rondella	Washer	1
21	A991608000	Rondella D.8	D.8 Washer	Cr
22	6240017BZN	Spazzola laterale PPL	PPL Side brush	1
	6240017BZP	Spazzola laterale PPL-ACCIAIO (Opt)	PPL-STEEL Side brush (Opt)	1
	6247610264	Spazzola laterale PPL D.480 (solo in presenza di cuffie)	D.480 PPL Side brush (with casing only)	1
	6247810272	Spazzola laterale PPL-ACCIAIO D.480 (solo in presenza di cuffie)	D.480 PPL-STEEL Side brush (with casing only)	1
23	6020017CTL	Braccio spazzola laterale	Side brush arm	1



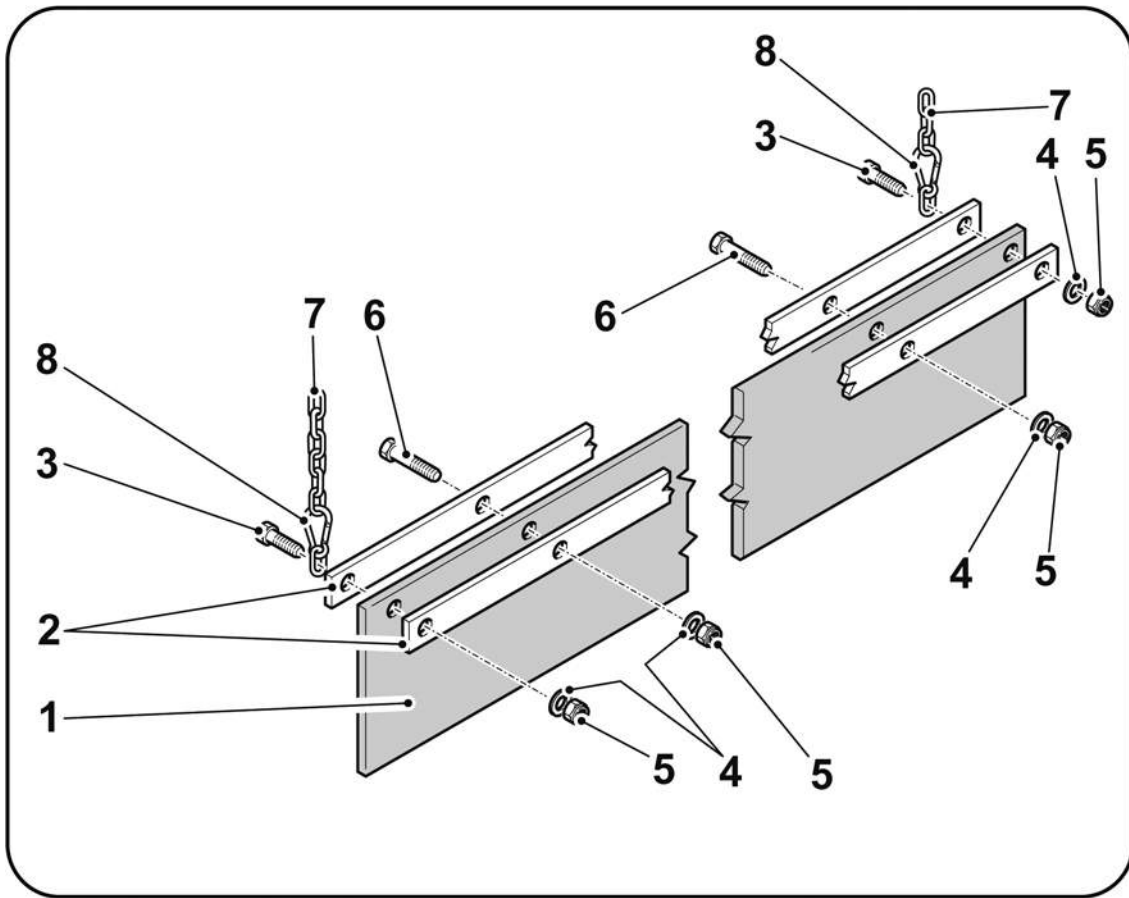
DFRE079400

N. Pos.	Cod.	Denominazione	Description	Q.ty
1	AC30108080	Tirante M8x80	M8x80 Tie-rod	1
2	AC30608060	Tirante M8x60	M8x60 Tie-rod	1
3	B032230026	Boccola	Bushing	2
4	A151008025	Vite M8x25	M8x25 Screw	1
5	D663000000	Motore idraulico	Hydraulic motor	1
		Formato da:	Comprised of:	
6	ABU0900000	Linguetta	Key	1
7	C386600000	Kit guarnizione motore idraulico	Hydraulic motor gasket kit	1
8	6070810251	Registro M20	M20 Adjuster	1
9	6260017CPY	Perno braccio	Arm pivot	3
10	4260017AUZ	Cilindro spazzola laterale	Side brush cylinder	1
		Formato da:	Comprised of:	
11	C39Y200000	Kit guarnizione cilindro 4260017AUZ	Cylinder 4260017AUZ gasket kit	1
12	6020017CTJ	Tirante	Tie-rod	1
13	6020017CTS	Tirante	Tie-rod	1
14	6020017CVK	Supporto motore	Motor support	1
15	6210610260	Molla	Spring	1
16	6294910244	Mozzo	Hub	1
17	6030017CTP	Perno	Pivot	1
18	6020017CVH	Cerniera spazzola	Brush hinge	1
19	6020017CUG	Cerniera	Hinge	1
20	6070410245	Rondella	Washer	1
21	A991608000	Rondella D.8	D.8 Washer	Cr
22	6240017BZN	Spazzola laterale PPL	PPL Side brush	1
	6240017BZP	Spazzola laterale PPL-ACCIAIO (Opt)	PPL-STEEL Side brush (Opt)	1
	6247610264	Spazzola laterale PPL D.480 (solo in presenza di cuffie)	D.480 PPL Side brush (with casing only)	1
	6247810272	Spazzola laterale PPL-ACCIAIO D.480 (solo in presenza di cuffie)	D.480 PPL-STEEL Side brush (with casing only)	1
23	6020017CTL	Braccio spazzola laterale	Side brush arm	1



DFRE079500

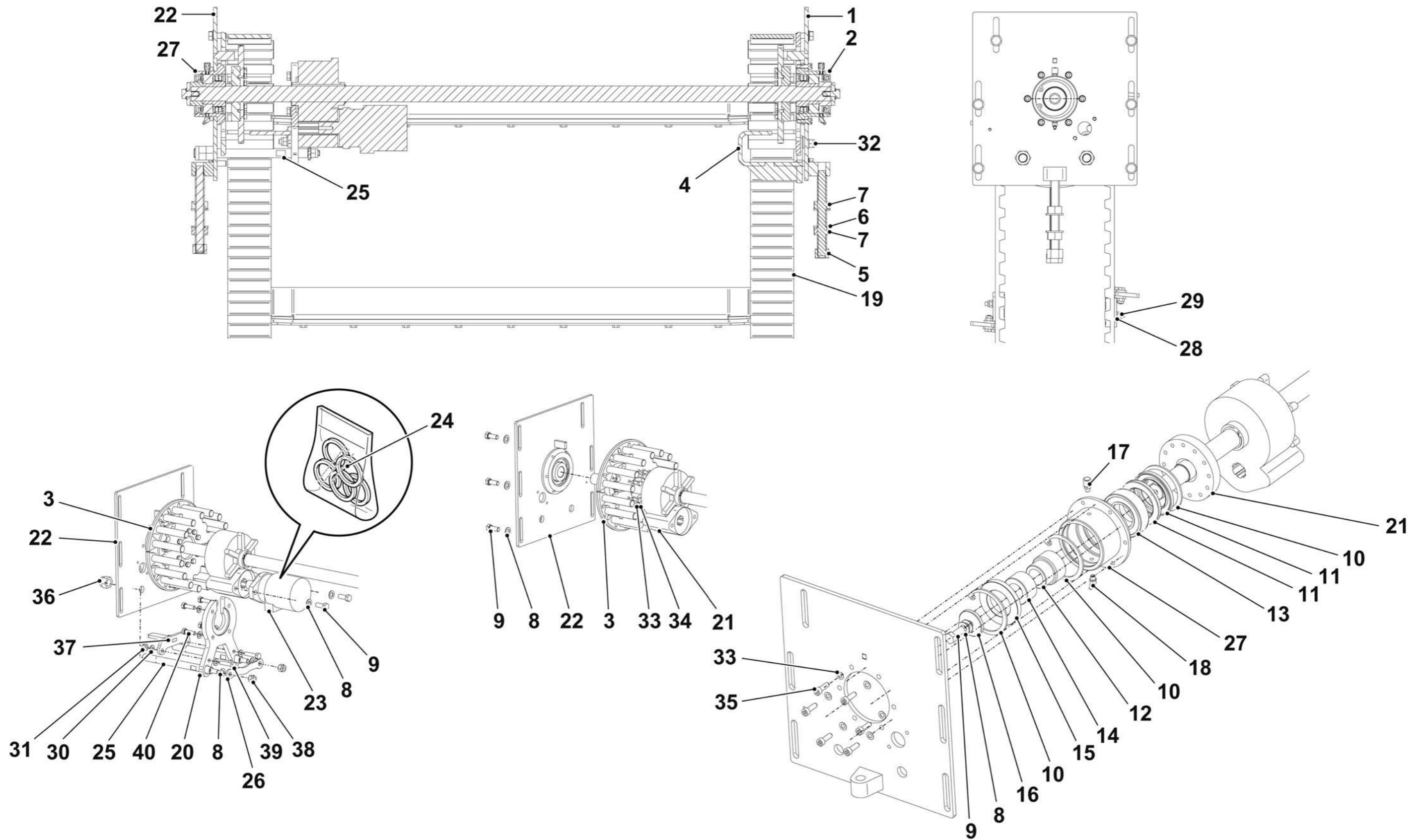
<i>N. Pos.</i>	<i>Cod.</i>	<i>Denominazione</i>	<i>Description</i>	<i>Q.ty</i>
1	6110016395	Guarnizione centrale parasassi	Gravel guard main gasket	1
2	6020016396	Piatto fermagomma	Fastener plate	2
3	A141206035	Vite M6x35	M6x35 Screw	2
4	A891906000	Rondella D.6	D.6 Washer	4
5	AAA0606000	Dado autobloccante M6	M6 Lock nut	4
6	A141106030	Vite M6x30	M6x30 Screw	2
7	DAV0400000	Catena	Chain	Cr
8	DAV2300000	Moschettone	Spring catch	2



DFRE079600

Gruppo - *Group* 2

N. Pos.	Cod.	Denominazione	Description	Q.ty
1	6020017CDB	Piastra superiore Dx	R.H. Upper plate	1
2	6250046GZM	Mozzo trasporto	Conveyor hub	1
3	6250046242	Corona superiore	Upper crown	2
4	6020046DNA	Uncino pulizia	Cleaning hook	1
5	6160046JEC	Vite tirocinghia trasporto	Belt tie-rod screw	2
6	A902022000	Rosetta	Washer	4
7	AA21220000	Dado M20	M20 Nut	4
8	A991812000	Rosetta D.12	D.12 Washer	20
9	A170612030	Vite M12x30	M12x30 Screw	16
10	AAU4185000	Anello elastico	Elastic ring	6
11	B513105585	Paraolio	Oil seal	4
12	6070017CDW	Distanziere mozzo trasporto	Conveyor hub spacer	2
13	B100322209	Cuscinetto	Bearing	2
14	6070017CDV	Distanziere albero	Shaft spacer	2
15	B567005285	Paraolio	Oil seal	2
16	6070410253	Rondella	Washer	2
17	DAR0208000	Sfiato M8	M8 Breather pipe	2
18	ABS0208000	Ingrassatore M8x1,25	M8x1,25 Greaser	2
19	6300017AQD	Cinghia	Belt	2
20	6290017CDU	Flangia riduttore trasporto	Conveyor reducer flange	1
21	6020017CEA	Albero motore con riduttore	Drive shaft with reducer	1
22	6020017CCZ	Piastra superiore Sx	L.H. Upper plate	1
23	D66C000000	Motore	Motor	1
24	C38T400000	Kit guarnizione motore	Gasket motor kit	1
25	6020017CDT	Vite flangia riduttore	Reducer flange screw	2
26	6020017CEG	Riscontro tiranti flangia	Tie-rods flange fastening	1
27	6020017CDS	Mozzo cuscinetto	Bearing hub	1
28	A893008000	Rosetta	Washer	32
29	AAA0808000	Dado M8	M8 Nut	32
30	A893810000	Rosetta	Washer	10
31	AAA0910000	Dado M10	M10 Nut	4
32	A460710040	Vite M10x40	M10x40 Screw	2
33	A991608000	Rosetta	Washer	32
34	A153008025	Vite M8x25	M8x25 Screw	20
35	A323308025	Vite M8x25	M8x25 Screw	12
36	AAA1420000	Dado autobloccante M20	M20 Lock nut	2
37	6020017CXN	Elemento pulizia puleggia	Pulley cleaning element	1
38	AAA1012000	Dado autobloccante M12	M12 Lock nut	2
39	A161010045	Vite M10x45	M10x45 Screw	2
40	A160810035	Vite M10x35	M10x35 Screw	4



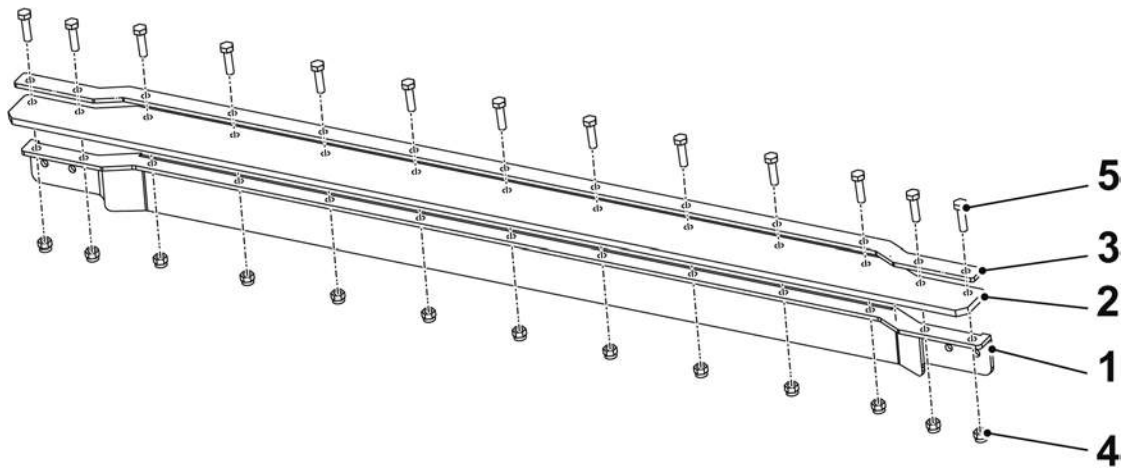
DFRE079701

TAV. 2.1.1

Ed. 11/15 | Rev. 00

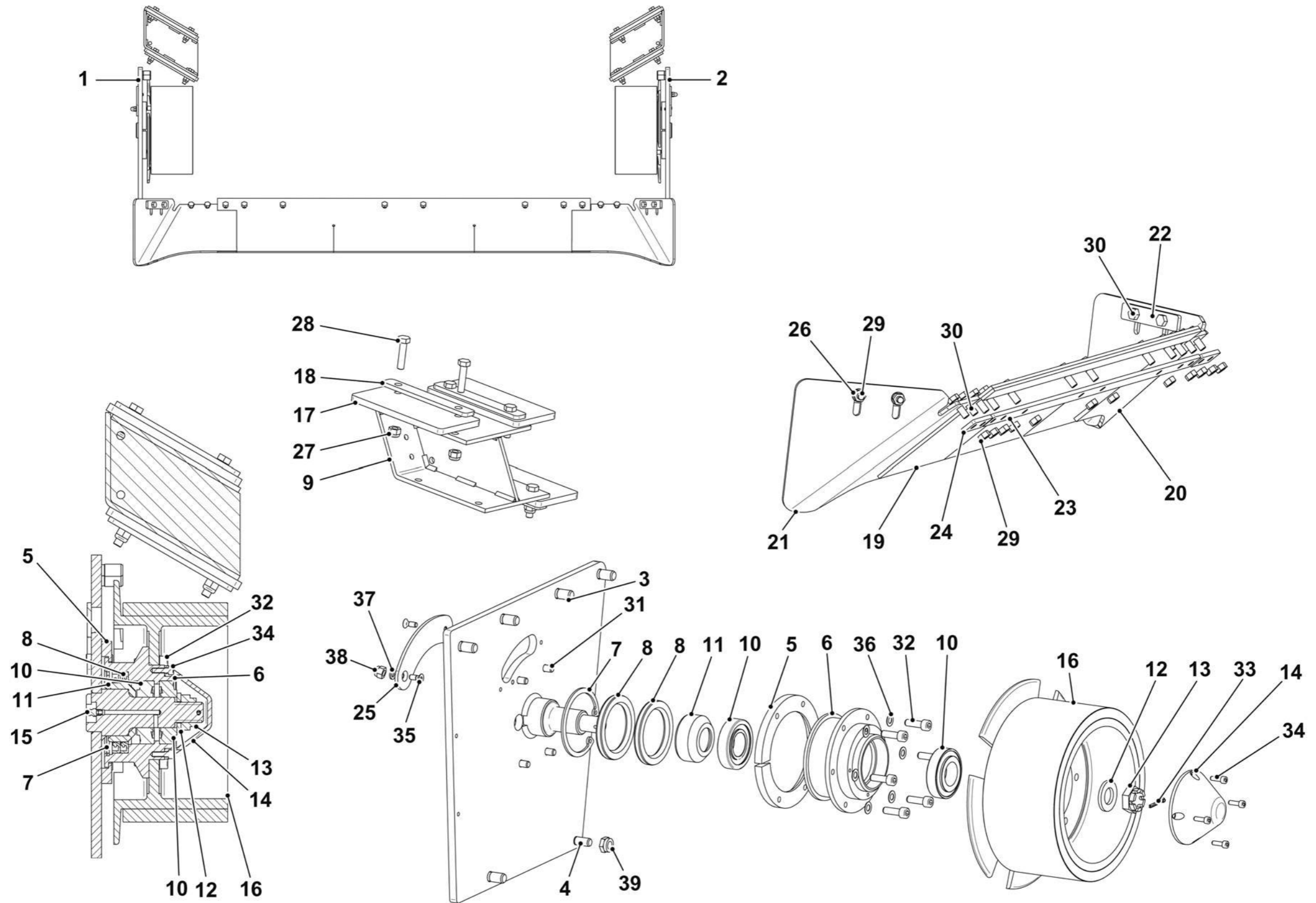


<i>N. Pos.</i>	<i>Cod.</i>	<i>Denominazione</i>	<i>Description</i>	<i>Q.ty</i>
1	6020017CDN	Paletta porta gomma	Rubber blade holder	1
2	6110017CDQ	Paletta gommata	Rubber blade	1
3	6020017CDP	Piatto	Plate	1
4	AAE1808000	Dado autobloccante M8	M8 Lock nut	13
5	A250606030	Vite M8x30	M8x30 Screw	13



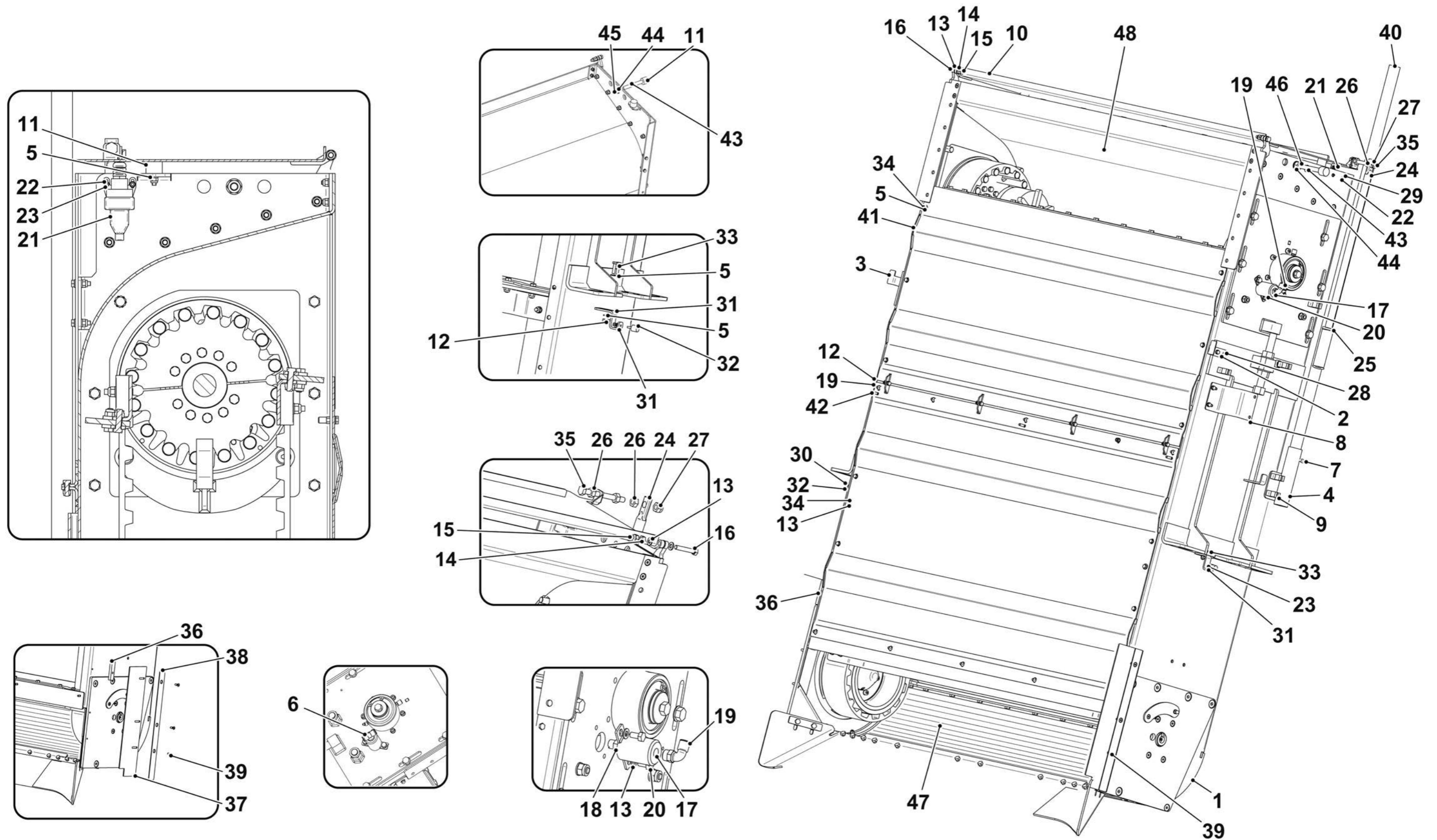
DFRE094100

N. Pos.	Cod.	Denominazione	Description	Q.ty
1	6020017CDD	Piastra inferiore Sx	L.H. Lower plate	1
2	6020017CDF	Piastra inferiore Dx	R.H. Lower plate	1
3	A472212030	Vite M12x30	M12x30 Screw	10
4	A462510030	Vite M10x30	M10x30 Screw	2
5	6290046ALF	Flangia protezione raschiatore	Scraper disc - protection flange	2
6	6030043150	Mozzo inferiore trasporto	Lower conveyor hub	2
7	AAU3980000	Anello elastico	Elastic ring	2
8	B512805880	Paraolio	Oil seal	4
9	6020017011	Protezione corona cinghia	Belt crown guard	2
10	B090430206	Cuscinetto	Bearing	4
11	6031541445	Anello distanziere trasporto	Conveyor spacer ring	2
12	A951421000	Rondella D.21x38	D.21x38 Washer	2
13	AAD2920000	Dado	Nut	2
14	6280043144	Coperchio mozzo inferiore	Lower hub cover	2
15	ABS2606000	Ingrassatore M6x1	M6x1 Greaser	2
16	6040017ABA	Puleggia folle gommata	Rubber idle pulley	2
17	6170046248	Gomma protezione cinghia	Rubber protection belt	6
18	6020046ABU	Piatto fermagomma	Rubber fastener plate	6
19	6110017CDK	Guarnizione centrale	Main gasket	1
20	6110017CDL	Guarnizione laterale	Side gasket	1
21	6110017CDL	Guarnizione laterale	Side gasket	1
22	6020017CDG	Piatto fermagomma laterale	Fastener main gasket plate	2
23	6020017CDJ	Piatto fermagomma centrale	Main gasket conveyor fastener plate	1
24	6020017CDH	Piatto fermagomma	Fastener rubber plate	2
25	6020016418	Sportellino	Door	2
26	A893008000	Rosetta	Washer	4
27	AAA0808000	Dado autobloccante M8	M8 Lock nut	12
28	A260708035	Vite M8x35	M8x35 Screw	12
29	AA20608000	Dado M8	M8 Nut	16
30	A151008025	Vite	Screw	16
31	A450508020	Vite M8x20	M8x20 Screw	8
32	A323308025	Vite M8x25	M8x25 Screw	12
33	AC11304040	Copiglia D4x40	D.4x40 Split pin	2
34	A370305016	Vite M5x16	M5x16 Screw	8
35	A440406016	Vite M6x16	M6x16 Screw	4
36	A991608000	Rosetta	Washer	12
37	A890506000	Rosetta	Washer	2
38	AA82306000	Dado M6	M6 Nut	2
39	AAB0610000	Dado autobloccante M10	M10 Lock nut	2



DFRE079800

N. Pos.	Cod.	Denominazione	Description	Q.ty
1	4030017CEF	Trasporto	Conveyor	1
2	6020017EMP	Gancio Dx	R.H. Hook	1
3	6020017EMQ	Gancio Sx	L.H. Hook	1
4	6020017BZT	Supporto tubo di sicurezza	Safety hose support	1
5	A890506000	Rosetta	Washer	19
6	G481200000	Raccordo	Union	1
7	C041800000	Galletto M6x20	M6x20 Wing nut	1
8	6020017CDM	Lamiera riscontro serratura	Safety fastening plate	2
9	6211630565	Molla (Opt)	Spring (Opt)	5
10	6020017CCW	Serranda trasporto (Opt)	Conveyor throttle (Opt)	1
11	C071925020	Antivibrante D.25x20	D.25x20 Shock absorber	2
12	AAA0606000	Dado autobloccante M6	M6 Lock nut	6
13	A893008000	Rosetta	Washer	14
14	AA20608000	Dado M8	M8 Nut	2
15	AAA0808000	Dado autobloccante M8	M8 Lock nut	2
16	A151408045	Vite M8x45	M8x45 Screw	2
17	6020017CEE	Porta ugello trasporto	Conveyor nozzle carrier	2
18	ACD0200000	Ugello	Nozzle	2
19	G480500000	Raccordo girevole	Rotating union	2
20	A150608016	Vite M8x16	M8x16 Screw	4
21	E157100000	Microinterruttore (Opt)	Microswitch (Opt)	1
22	A890304000	Rosetta	Washer	6
23	AAA0204000	Dado autobloccante	Lock nut	4
24	6020016922	Tubo slivamento serranda	Throttle lifting pipe	1
25	C040133000	Manopola in gomma	Rubber knob	1
26	AA20710000	Dado M10	M10 Nut	3
27	AAA0910000	Dado autobloccante	Lock nut	1
28	A140306012	Vite M6x12	M6x12 Screw	4
29	A360504025	Vite M4x25	M4x25 Screw	2
30	6020022DUB	Supporto tampone Dx	R.H. Pad support	1
31	6020022DUC	Supporto tampone Sx	L.H. Pad support	1
32	C076815015	Antivibrante	Shock absorber	2
33	A141006025	Vite M6x25	M6x25 Screw	4
34	A140906020	Vite M6x20	M6x20 screw	4
35	A051510100	Vite	Screw	1
36	6020017ABF	Spessore guarnizione trasporto	Conveyor gasket shim	2
37	6177417DZA	Guarnizione laterale trasporto	Conveyor side gasket	2
38	6020417DYZ	Piatto fissaggio gomma trasporto	Conveyor rubber fixing plate	2
39	A440406016	Vite M6x16	M6x16 Screw	6
40	6020017DNV	Tubo sicurezza contenitore	Safety hose support	1
41	6020017CCR	Pannello superiore trasporto	Upper conveyor panel	1
42	6020017CCS	Pannello inferiore trasporto	Lower conveyor panel	1
43	6020017CEB	Barra filettata	Threaded bar	2
44	A902812000	Rosetta	Washer	4



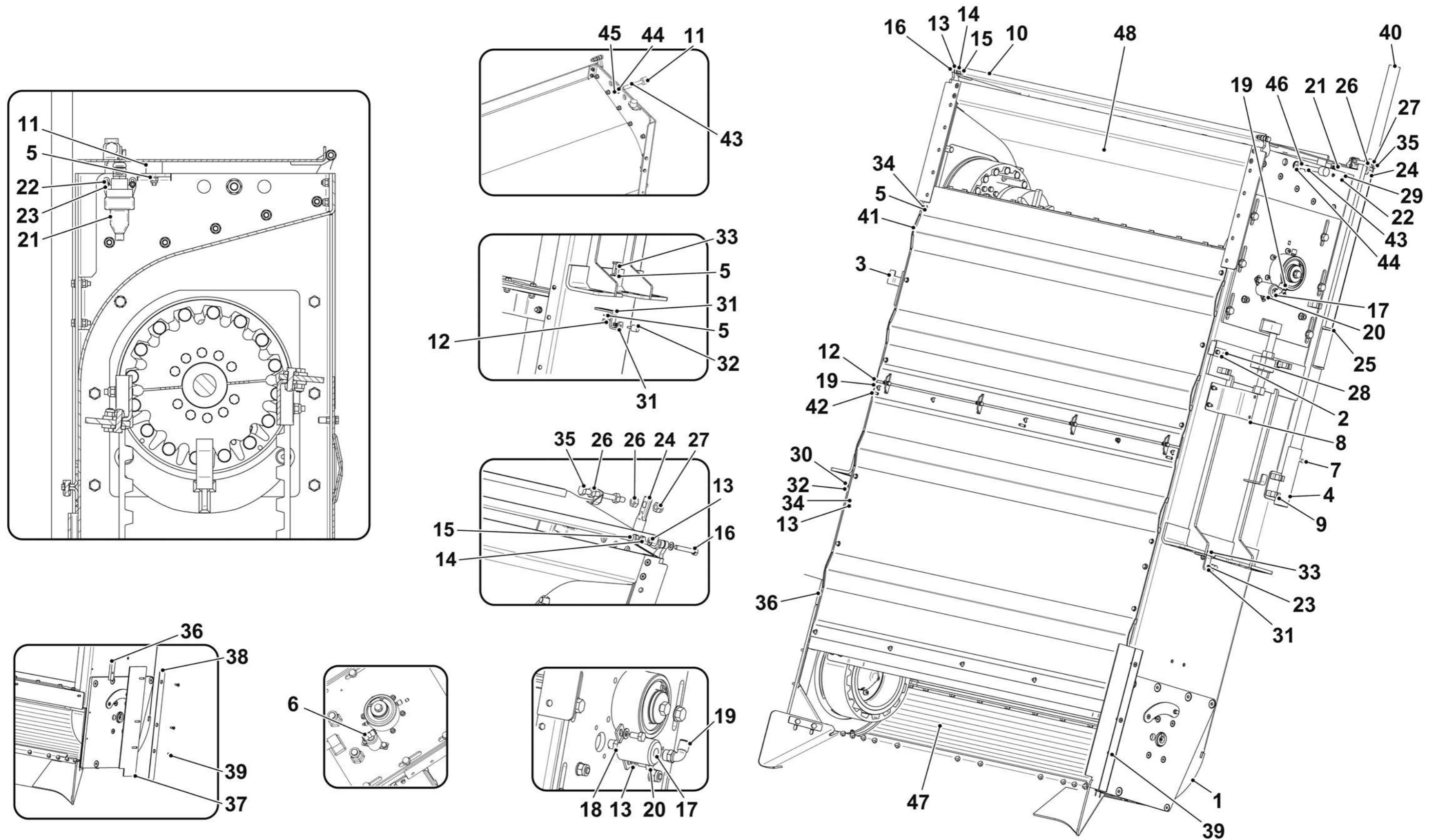
DFRE079901

TAV. 2.3

Ed. 11/15 | Rev. 00



<i>N. Pos.</i>	<i>Cod.</i>	<i>Denominazione</i>	<i>Description</i>	<i>Q.ty</i>
45	AAA1012000	Dado autobloccante	Lock nut	2
46	AA10812000	Dado	Nut	2
47	6020017CCJ	Lamiera di fondo	Bottom plate	1
48	6020017CCP	Lamiera superiore	Upper plate	1



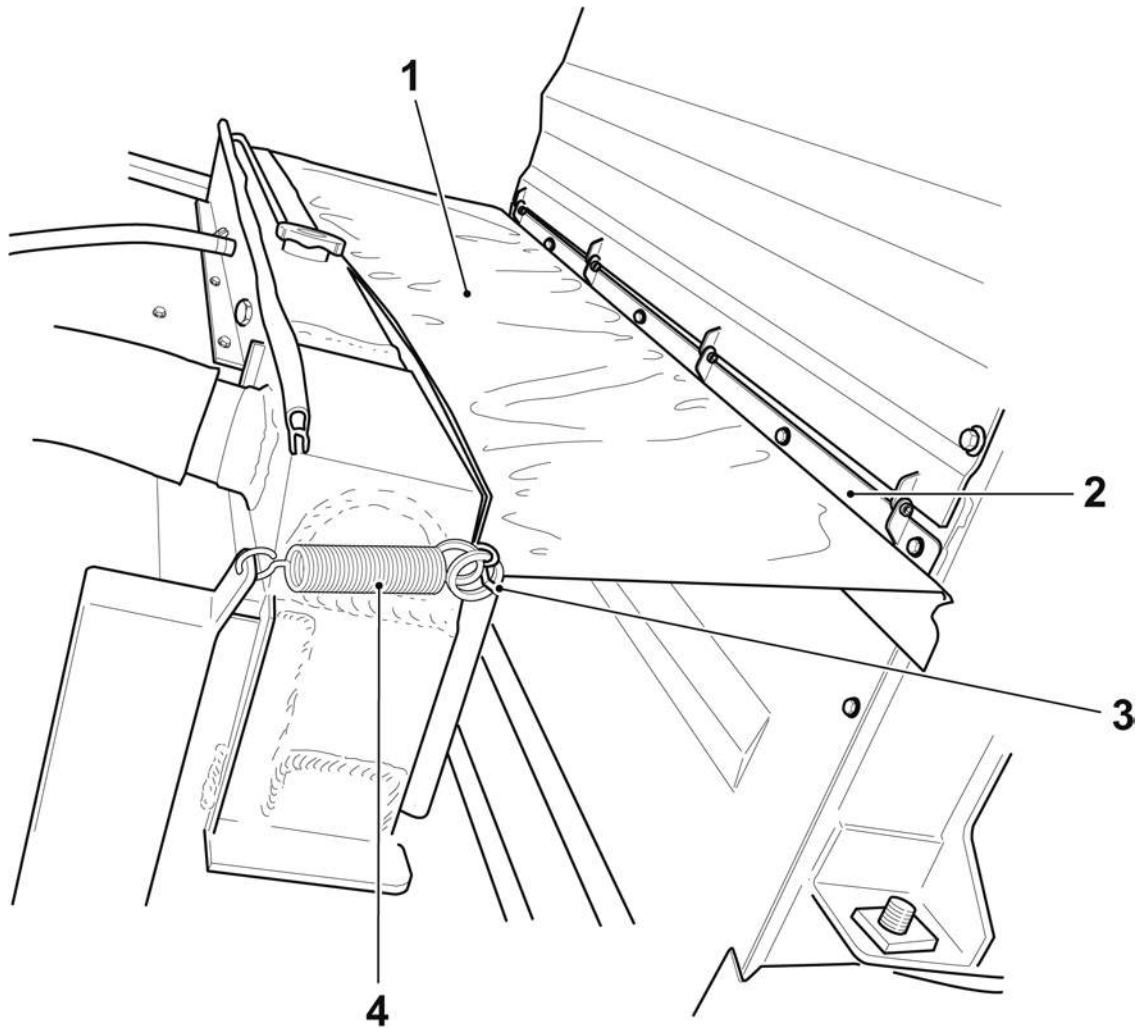
DFRE079901

TAV. 2.3.1

Ed. 11/15 | Rev. 00

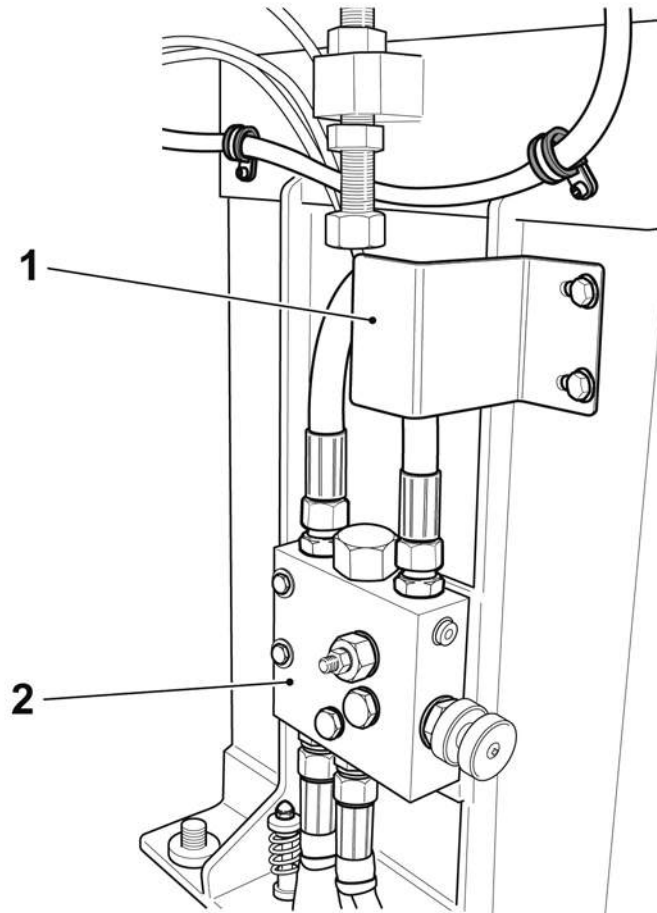
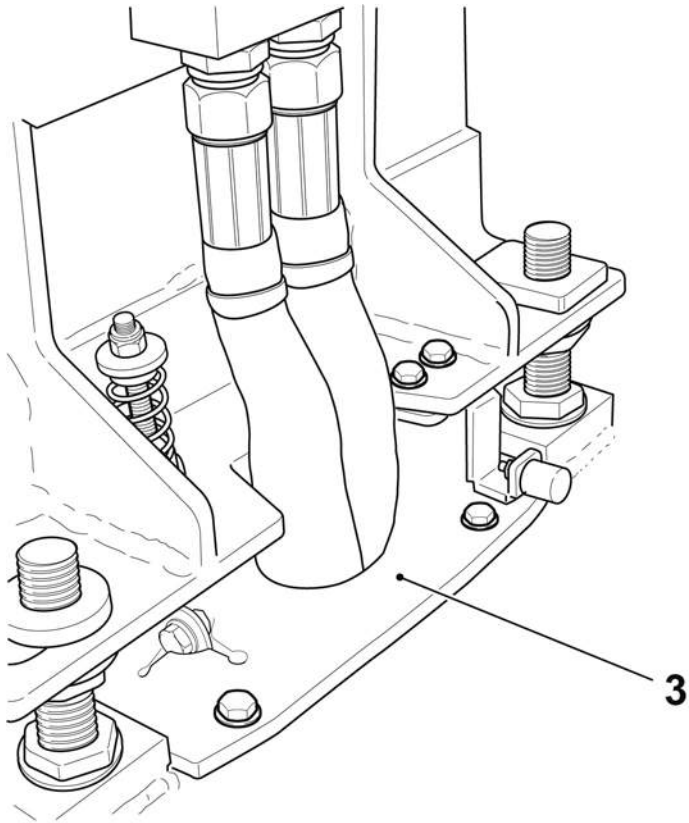


<i>N. Pos.</i>	<i>Cod.</i>	<i>Denominazione</i>	<i>Description</i>	<i>Q.ty</i>
1	6110017DBJ	Telo	Sheet	1
2	6020017DBA	Piatto telo	Sheet plate	1
3	6020017DBC	Piatto	Plate	1
4	6210017CEU	Molla	Spring	1



DFRE080000

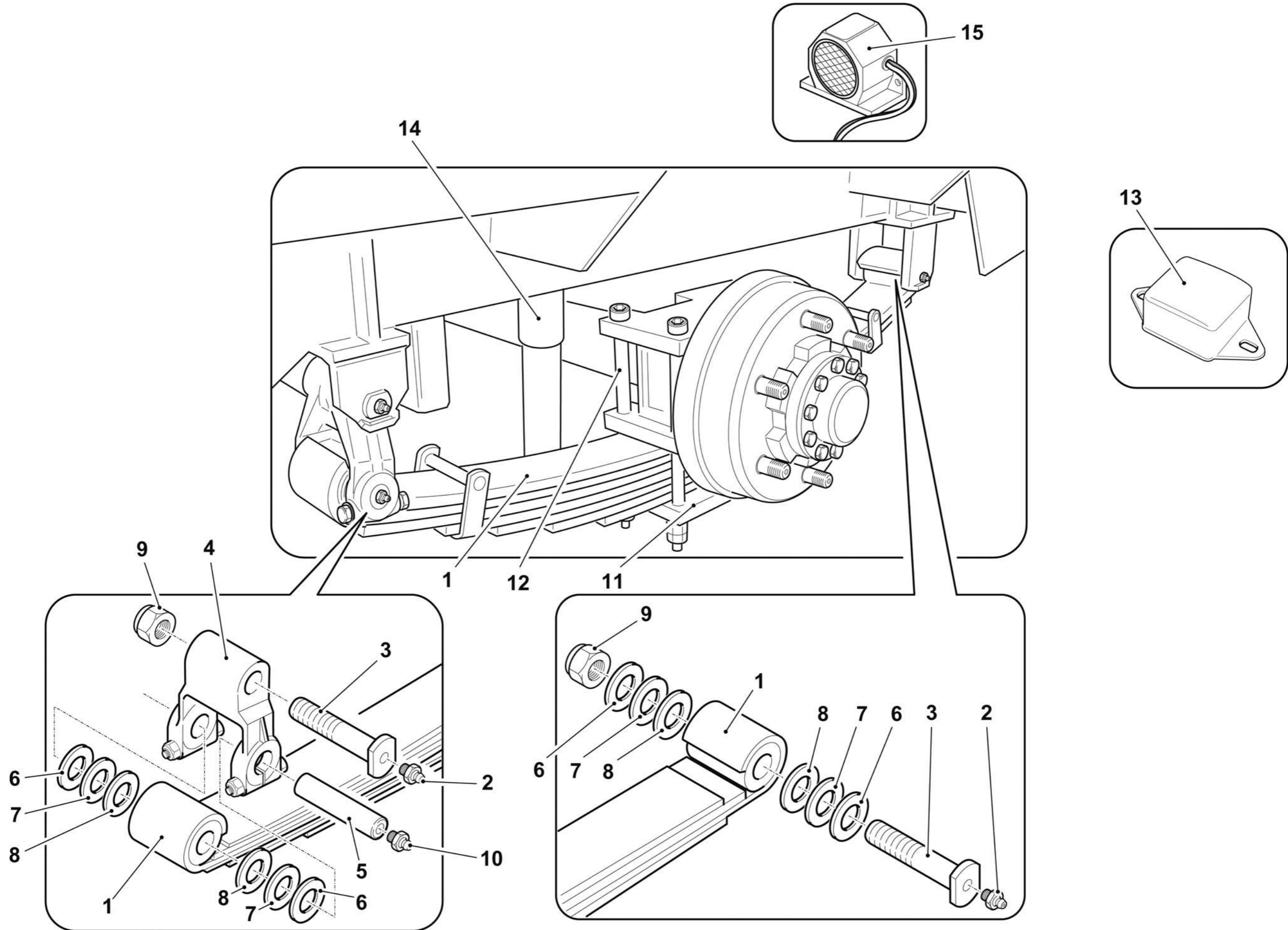
<i>N. Pos.</i>	<i>Cod.</i>	<i>Denominazione</i>	<i>Description</i>	<i>Q.ty</i>
1	6020017CDM	Lamiera	Plate	1
2	D68F100000	Valvola regolatrice di flusso	Flux regulator valve	1
3	6110017DEX	Protezione parapolvere Dx	R.H. Antidust protection	1
	6110017DTV	Protezione parapolvere Sx	L.H. Antidust protection	1



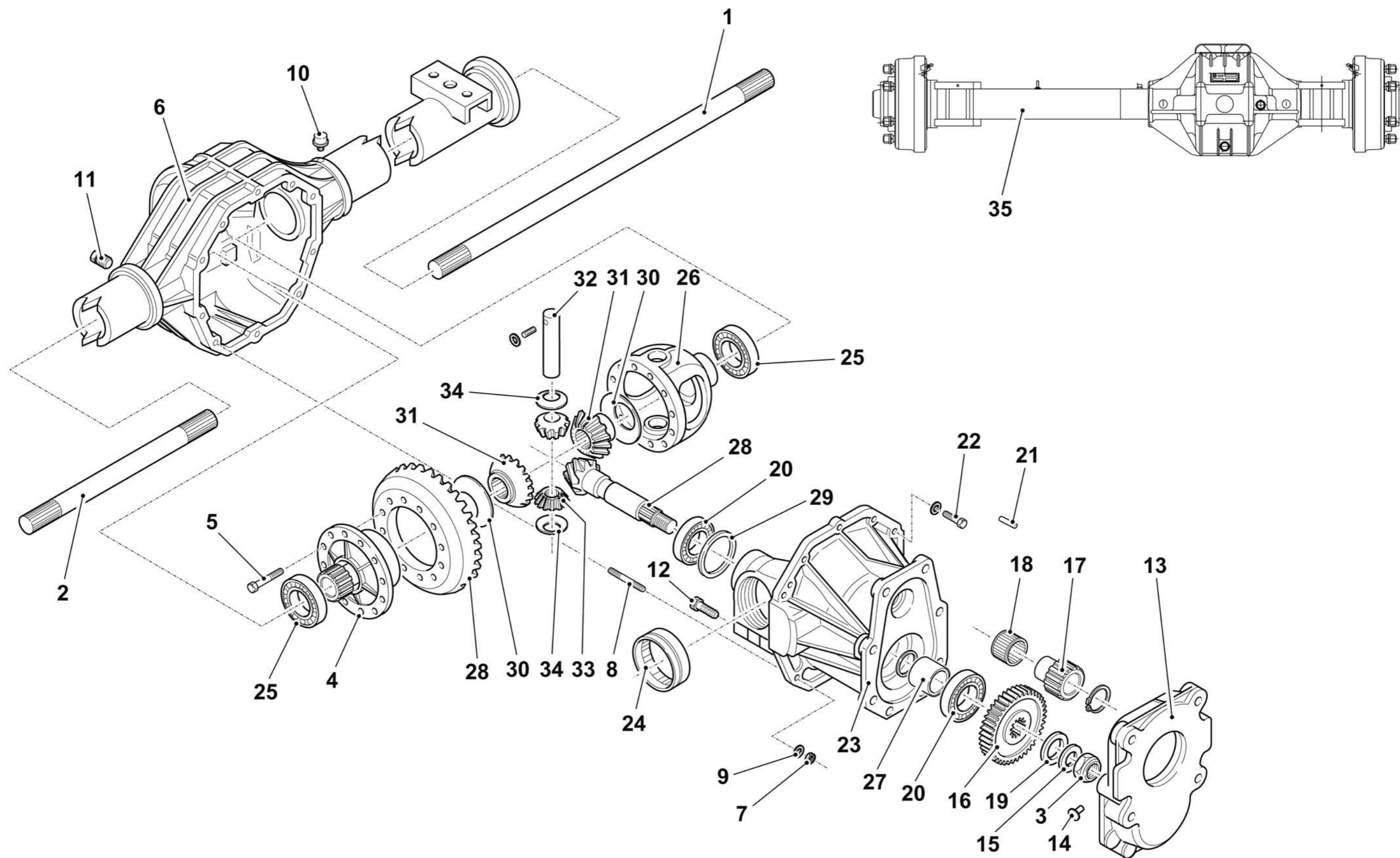
DFRE080100

Gruppo - *Group* 3

<i>N. Pos.</i>	<i>Cod.</i>	<i>Denominazione</i>	<i>Description</i>	<i>Q.ty</i>
1	6210615218	Balestra posteriore	Rear leaf spring	2
2	ABS2708000	Ingrassatore M8	M8 Grease fitting	4
3	6030740648	Perno baletra	Leaf spring pin	4
4	DAZ1400000	Biscottino balestra	Bracket	2
5	DAZ3200000	Perno per balestra	Leaf spring pin	2
6	6020046JFH	Rondella rasamento D.24x50x3	D.24x50x3 Washer spacer	Cr
7	6020046JFG	Rondella rasamento D.24x50x2	D.24x50x2 Washer spacer	Cr
8	6020046JFF	Rondella rasamento D.24x44x1	D.24x44x1 Washer spacer	Cr
9	AAA1318000	Dado autobloccante M18	M18 Lock nut	2
10	ABS2810000	Ingrassatore M10	M10 Grease fitting	2
11	6020017CTT	Piastra balestra ponte posteriore	Rear axle leaf spring plate	2
12	A223916260	Vite M16x260	M16x260 Screw	8
13	DAZ6900000	Tampone fine corsa	End stroke buffer	2
14	DAZ0100000	Ammortizzatore posteriore	Rear shock absorber	2
15	E183500000	Avvisatore retromarcia	Buzzer	1



<i>N. Pos.</i>	<i>Cod.</i>	<i>Denominazione</i>	<i>Description</i>	<i>Q.ty</i>
1	D762000000	Semiassse Dx L.1006	R.H.Drive shaft L.1006	1
2	D762100000	Semiassse Sx L.506	L.H. Drive shaft L.506	1
3	D76L800000	Dado	Nut	1
4	DAK0000044	Flangia differenziale	Differential flange	1
5	D761900000	Vite	Screw	Cr
6	D760A00000	Struttura	Structure	1
7	DAK0000156	Dado	Nut M12	1
8	DAK0000157	Prigioniero M12x30	Stud bolt M12X30	1
9	DAK0000158	Rondella	Washer	10
10	D761600000	Tappo sfiato M10x1	Breather cap M10x1	1
11	D76G700000	Tappo 1/2" filtro magnetico	Magnetic plug 1/2"	2
12	A172512030	Vite M12x30	Screw M12x30	9
13	DAP2700000	Scatola riduttore	Reduction gear cover	1
14	DAP2800000	Tappo	Plug	1
15	D762900000	Distanziale	Spacer	2
16	D76X500000	Corona	Gear	1
17	DAP6800000	Ingranaggio	Drive gear	1
18	B200200000	Cuscinetto	Bearing	1
19	D76M200000	Rondella	Washer	1
20	B200100000	Cuscinetto	Bearing	2
21	ABQ3008015	Spina	Cilyndric	2
22	A160910040	Vite M10x40	M10x40 screw	8
23	DAP0700000	Scatola coppia conica	Crown wheel and pinion box	1
24	D76L900000	Ghiera	Ring-nut	2
25	DAN3700000	Cuscinetto	Bearing	2
26	DAP0800000	Scatola differenziale	Differential box	1
27	D761100000	Distanziale	Spacer	1
28	D76X600000	Coppia conica	Crown wheel and pinion	1
29	DAK0000040	Assieme spessori	Thickness	Cr
30	D760600000	Ralla planetario	Fifth wheel crown	2
31	DAK0000041	Planetario	Crow wheel	2
32	D761000000	Perno	Pin	1
33	D760900000	Satellite	Side pinion	2
34	D760800000	Ralla satellite	Fifth wheel crown	2
35	4080017BYU	Assale posteriore	Rear axle	1



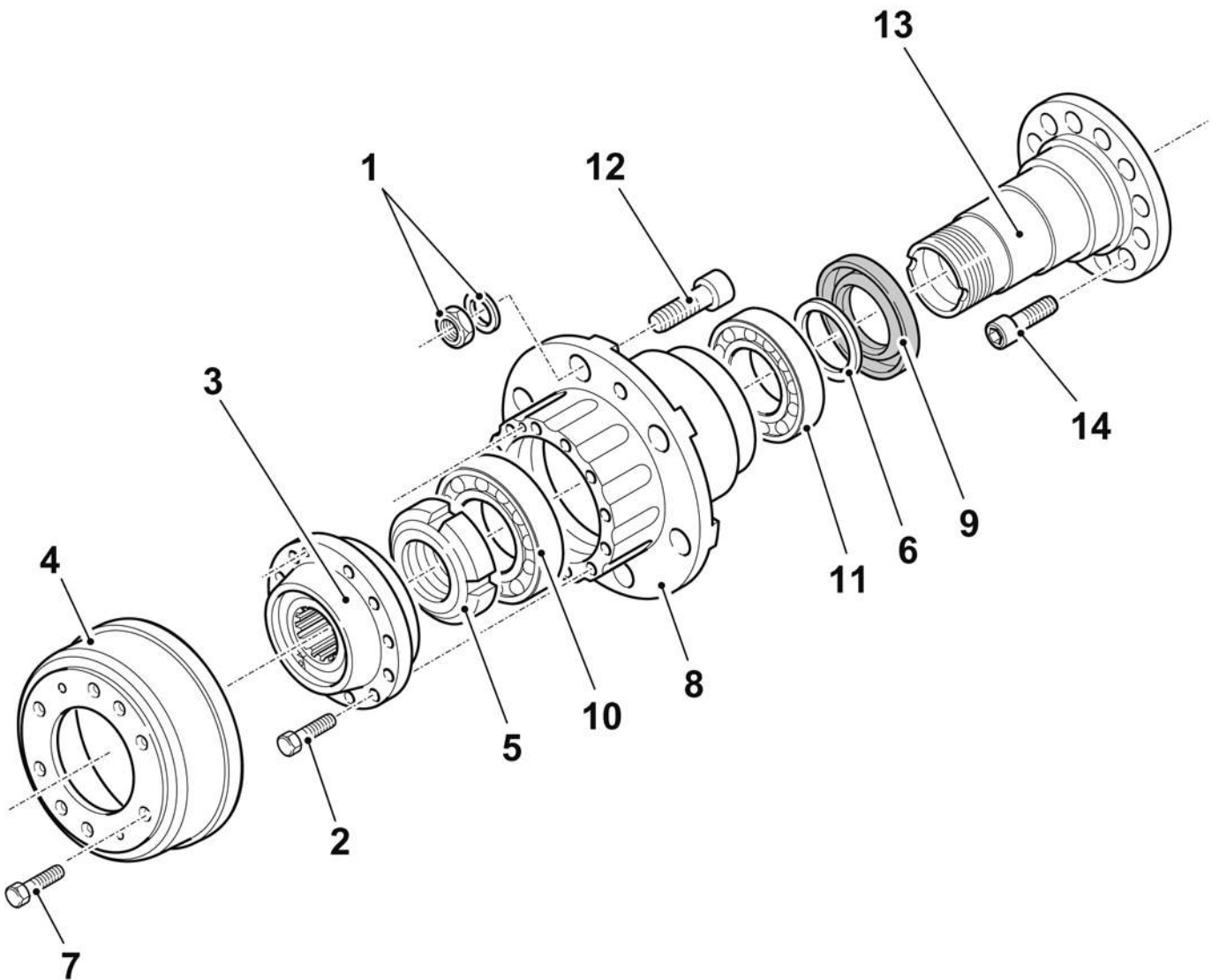
DFRE087900

TAV. 3.3

Ed. 11/15 | Rev. 00

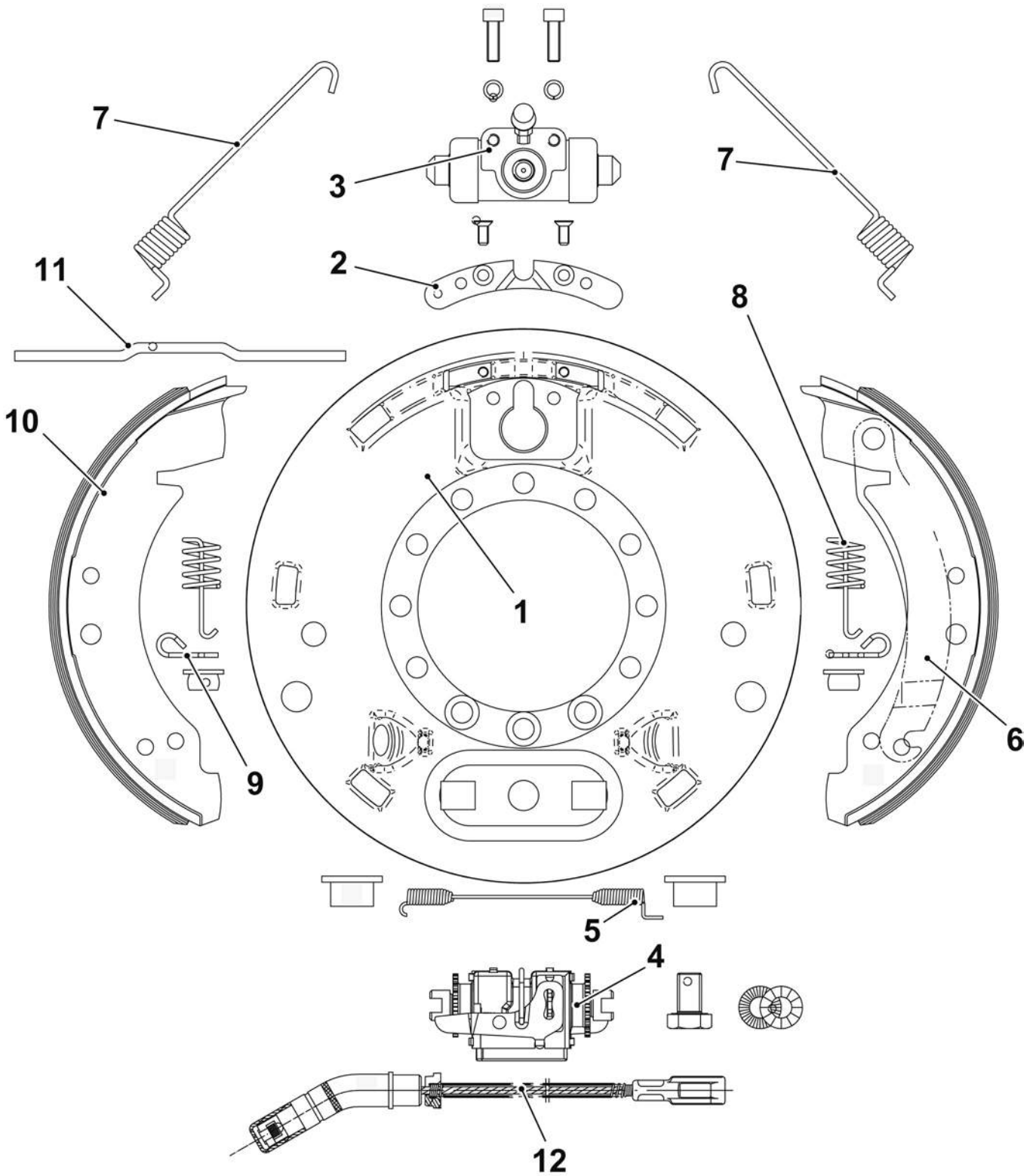


N. Pos.	Cod.	Denominazione	Description	Q.ty
1	C263100000	Dado + rondella	Nut + washer	12
2	A163010025	Vite M10x25	Screw M10x25	20
3	D762400000	Flangia	Driving flange	2
4	DAP0100000	Tamburo freno	Brake drum	2
5	B593000000	Ghiera M60x1,5	Ring nut M60x1,5	2
6	D762200000	Distanziale	Spacer	2
7	DAK0000020	Vite M10x20	Counter screw M10x20	4
8	DAP0400000	Mozzo ruota	Wheel hub	2
9	D76D200000	Anello di tenuta	Oil seal	2
10	DAK0000046	Cuscinetto	Bearing	2
11	D766D00000	Cuscinetto	Bearing	2
12	C263000000	Colonna	Stud bolt	2
13	D762300000	Flangia	Flange	2
14	A053410035	Vite M10x35	Screw M10x35	6

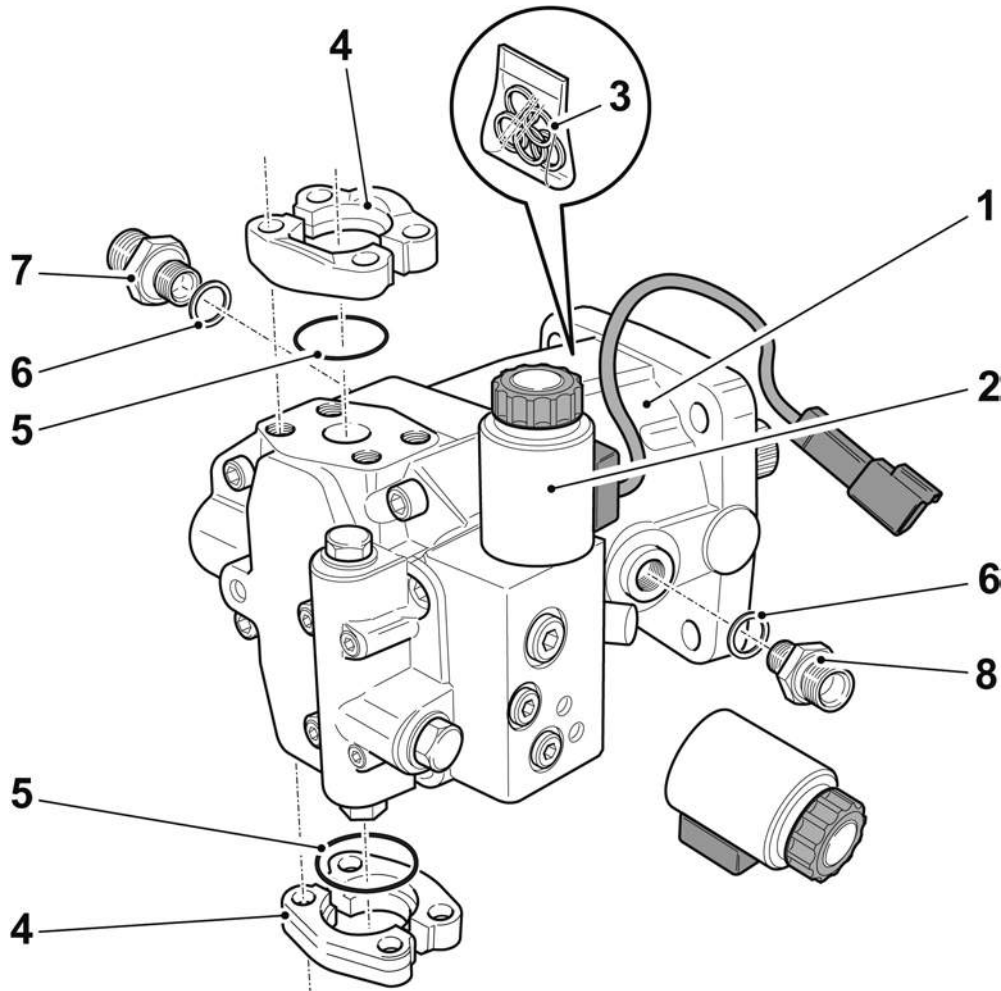


DFRE088000

<i>N. Pos.</i>	<i>Cod.</i>	<i>Denominazione</i>	<i>Description</i>	<i>Q.ty</i>
1	D910200000	Piatto freno posteriore Dx	R.H. Brake plate	1
	D910300000	Piatto freno posteriore Sx	L.H. Brake plate	1
2	DAP0300000	Piatstrina per molla	Spring plate	1
3	D917600000	Cilindretto freno	Brake cylinder	1
4	D911200000	Registro	Adjuster	1
5	DAP0200000	Molla inferiore	Lower spring	1
6	DX40140180	Ceppo freno posteriore + leva	Rear brake bloc + lever	1
7	D912200000	Molla superiore	Upper spring	2
8	D912000000	Molla premi ganasce	Spring	2
9	D911900000	Arresto molla	Spring stop	2
10	DX40140184	Ceppo freno posteriore	Rear brake bloc	1
11	D911800000	Leva Dx	R.H. Lever	1
	D911700000	Leva Sx	L.H. Lever	1
12	6340017BCY	Cavo freno posteriore Dx	R.H. Rear brake cable	1
	6340017BCX	Cavo freno posteriore Sx	L.H. Rear brake cable	1



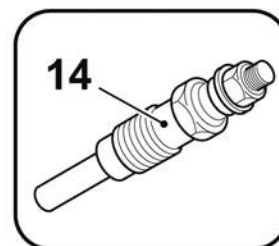
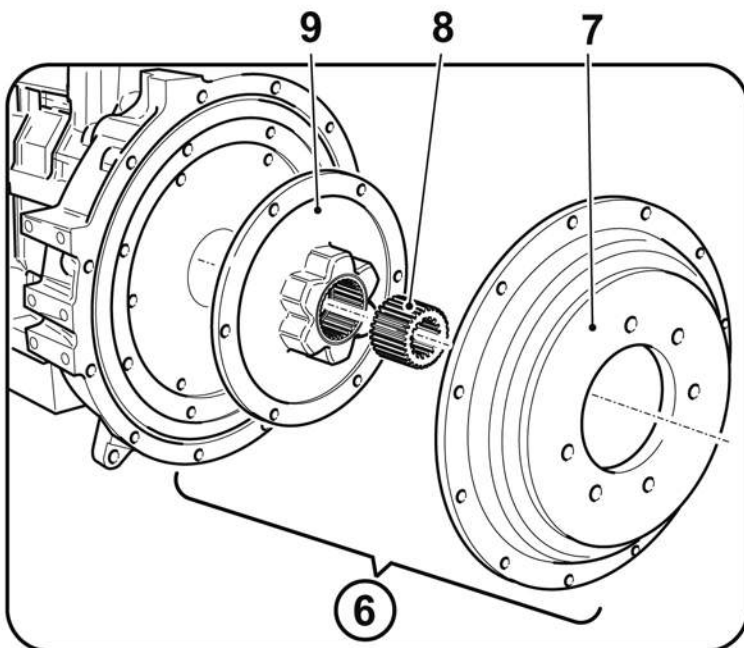
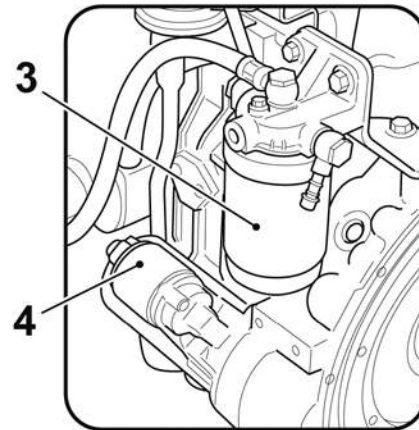
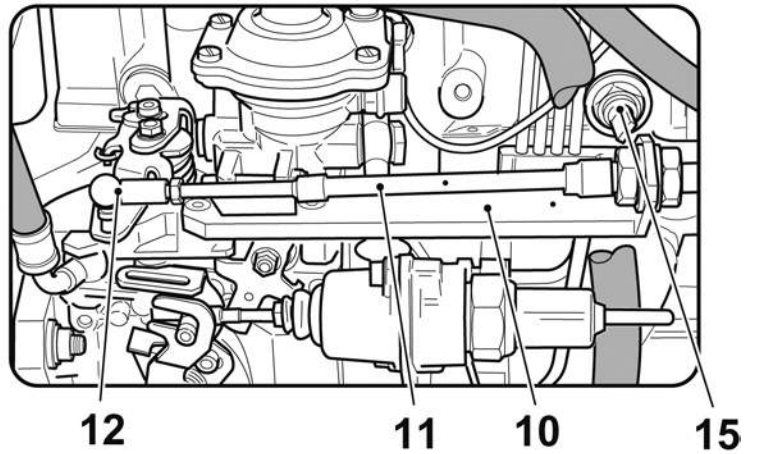
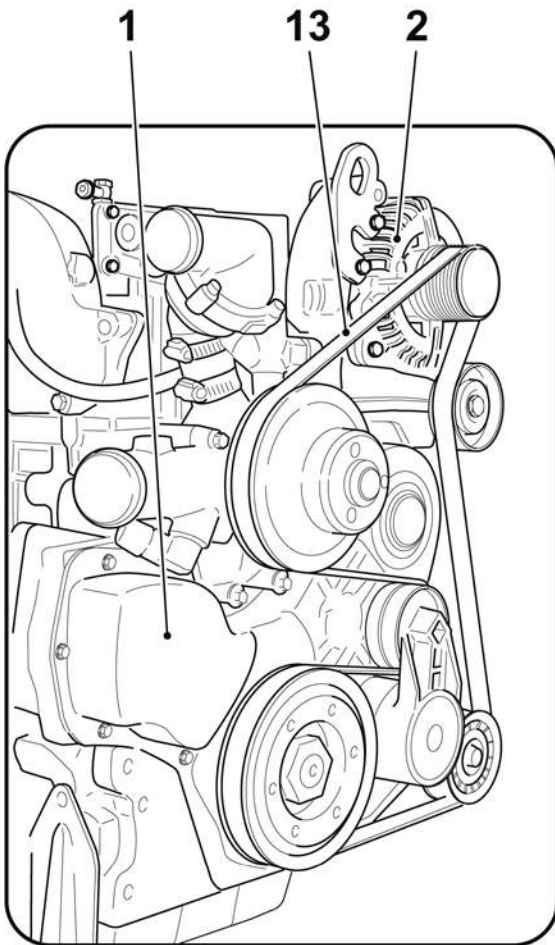
DFRE087800



DFRE093300

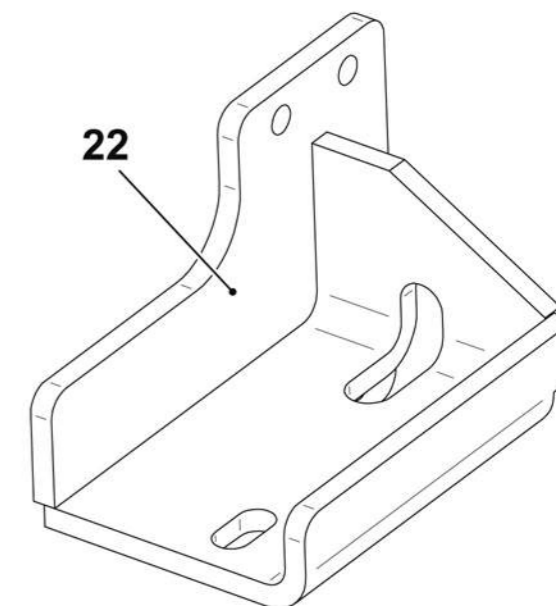
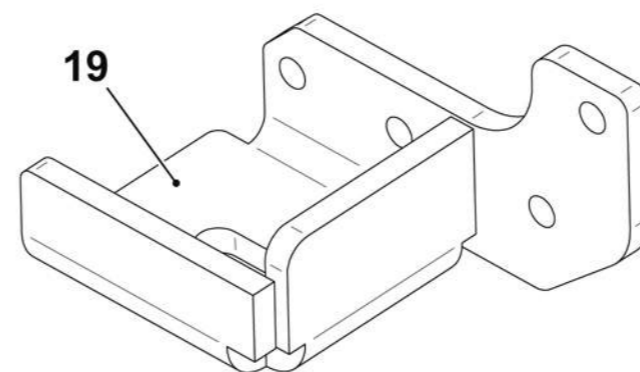
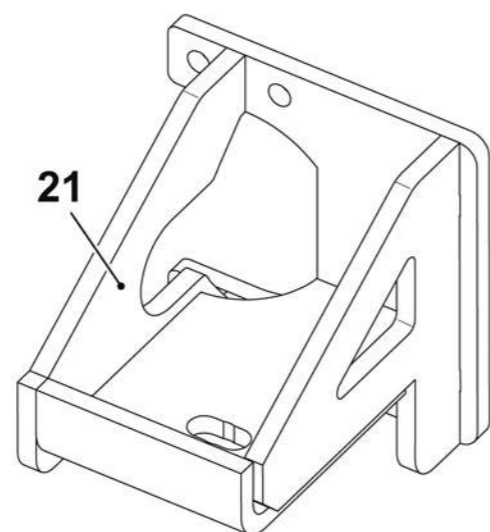
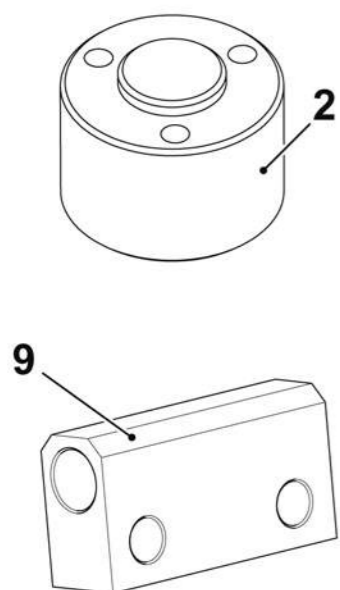
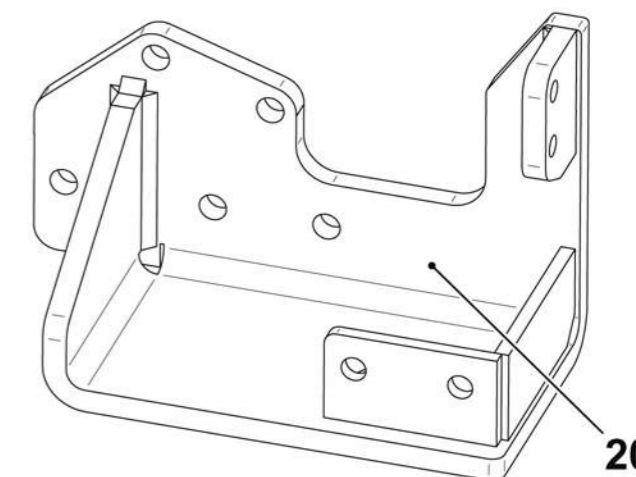
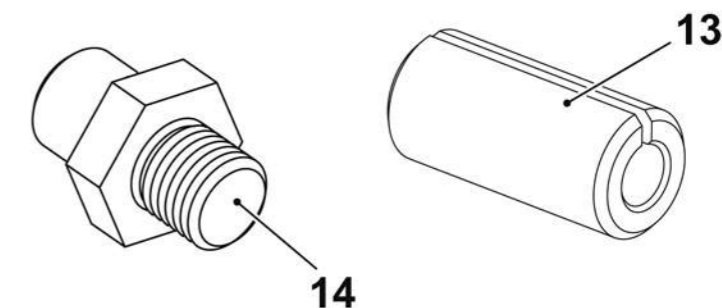
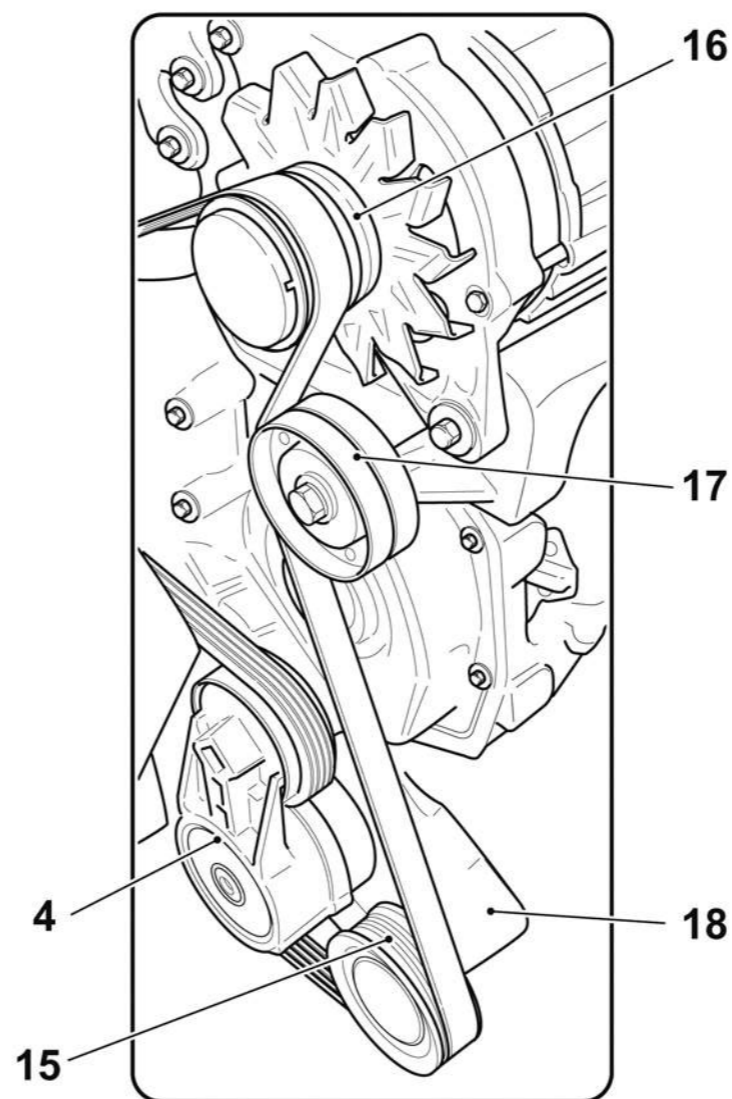
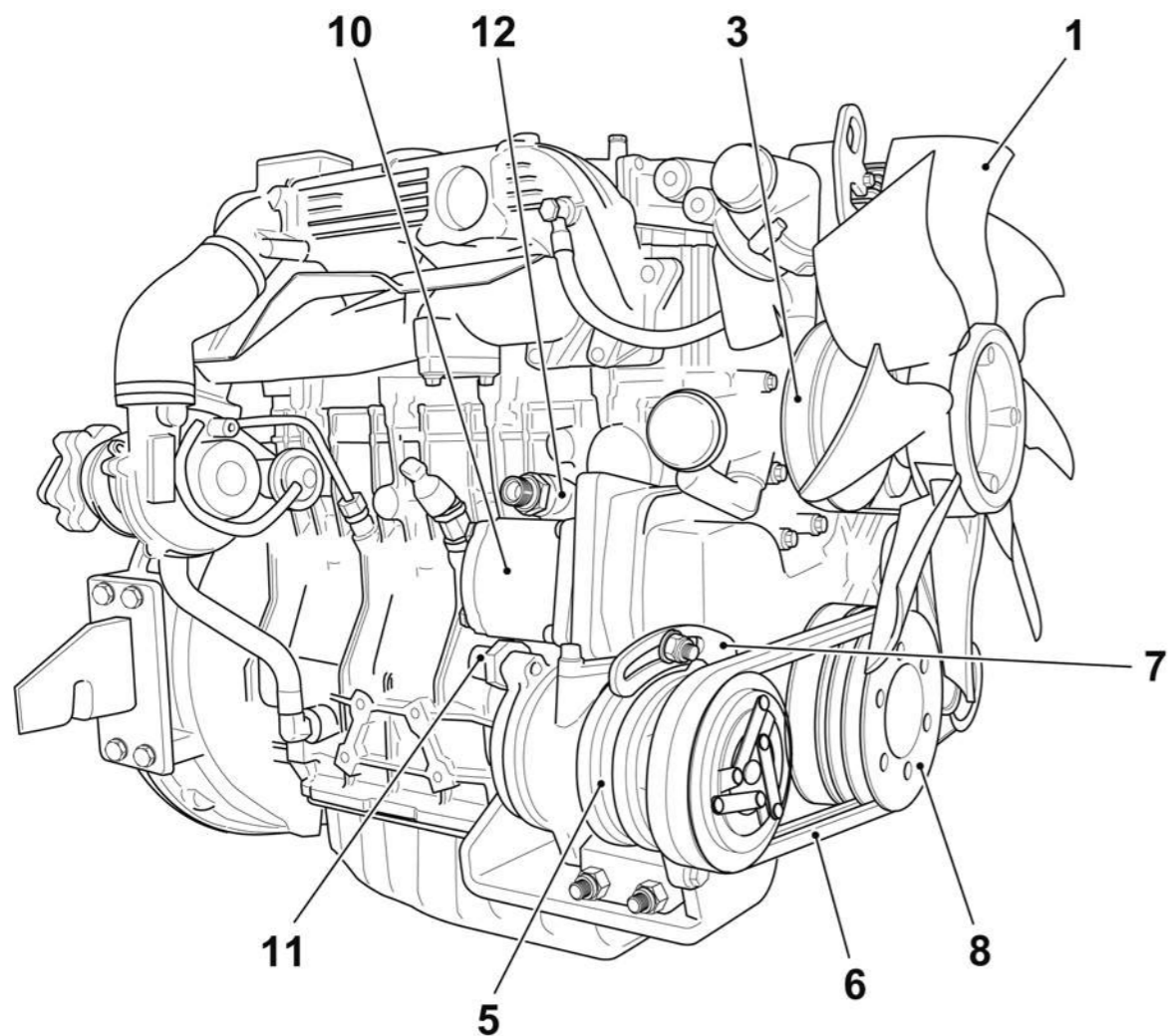
Gruppo - *Group* 4

<i>N. Pos.</i>	<i>Cod.</i>	<i>Denominazione</i>	<i>Description</i>	<i>Q.ty</i>
1	D6527K0000	Motore	Engine	1
2	E363400000	Alternatore	Alternator	1
3	D65VT00000	Filtro carburante	Fuel filter	1
4	E291600000	Motorino di avviamento	Starting motor	1
5	D73X500000	Filtro olio	Oil filter	1
6	D991900000	Accoppiamento motore/pompa	Pump/motor coupling	1
7	D993300000	Campana	Bell	1
8	D991500000	Giunto calettato	Joint	1
9	D993400000	Giunto elastico	Elastic joint	1
10	6020016590	Supporto cavo acceleratore	Accelerator cable support	1
11	6340016953	Cavo acceleratore a mano	Hand accelerator cable	1
12	D282000000	Testina snodata a 90° M6	90° M6 Articulated head	1
13	D73E030000	Cinghia alternatore - ventola	Fan - alternator belt	1
14	E380400000	Candeletta	Plug	4
15	D65A5C0000	Bulbo temperatura acqua per starter	Water bulb for starter	1



DFRE093600

N. Pos.	Cod.	Denominazione	Description	Q.ty
1	D743700000	Ventola	Fan	1
2	6070017CXK	Distanziere ventola	Fan spacer	1
3	D73E030000	Cinghia	Belt	1
4	D6598P0000	Tenditore	Tightener	1
5	F02H400000	Compressore	Compressor	1
6	D063900867	Cinghia	Belt	2
7	6020022BSA	Staffa	Breacket	1
8	6040022AGP	Puleggia	Pulley	1
9	6020022BSB	Supporto	Support	1
10	D75R000000	Pompa	Pump	1
11	D814400000	Raccordo	Union	1
12	D814500000	Raccordo	Union	1
13	6070022ETM	Boccola	Bushing	1
14	6440017CTH	Niples 1/4" - M12x1.5	1/4" - M12x1.5 Nipple	1
15	D6598A0000	Puleggia motore	Engine pulley	1
16	D031200000	Puleggia alternatore	Alternator pulley	1
17	D031100000	Puleggia	Pulley	1
18	D031400000	Supporto puleggia	Pulley support	1
19	6020017BDK	Supporto anteriore Sx motore	L.H.Front motor support	1
20	6020017BDH	Supporto motore lato turbo	Turbo motor side support	1
21	6020017BZD	Supporto posteriore Sx motore	L.H. Rear motor support	1
22	6020017BYX	Supporto motore	Motor support	1



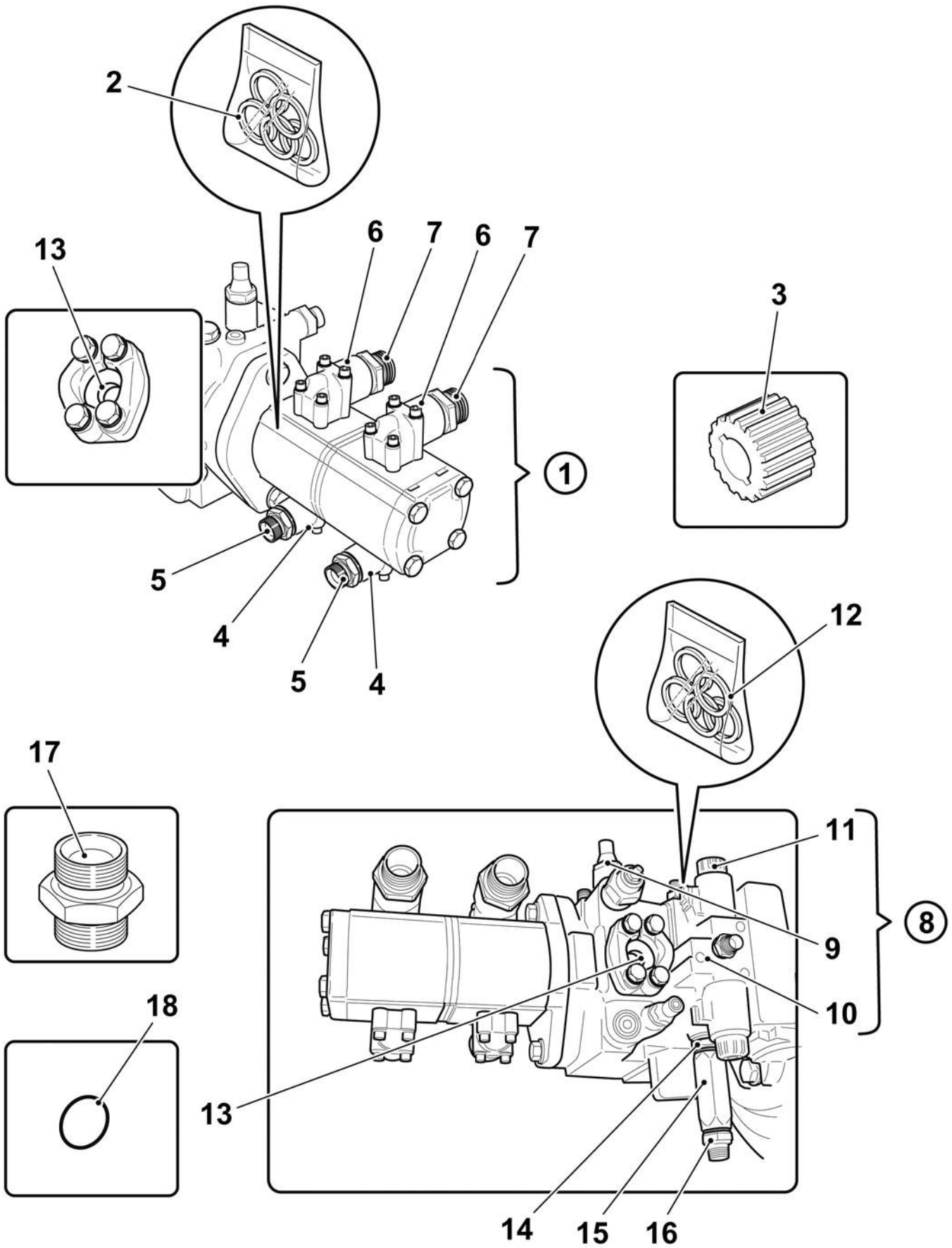
DFRE093700

TAV. **4.3**

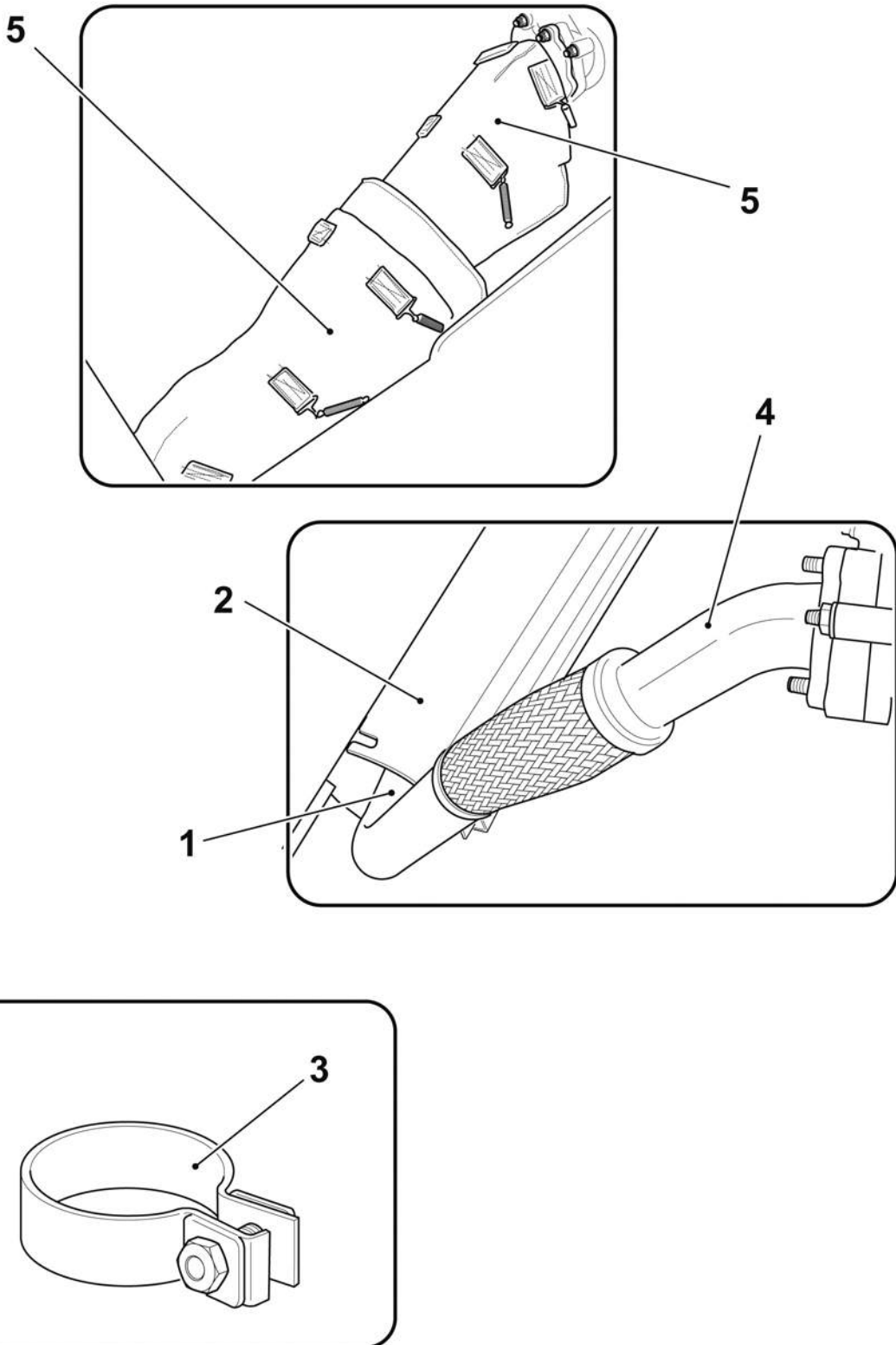
Ed. 11/15 | Rev. 00



N. Pos.	Cod.	Denominazione	Description	Q.ty
1	D75T000000	Pompa idraulica	Hydraulic pump	1
		Formato da:	● Comprised of: ●	
2	C38J600000	Kit guarnizioni pompa	● Pump gasket kit ●	1
3	D991700000	Mozzo	Hub	1
4	D812700000	Giunto	Joint	2
5	D452000000	Niples 1/2"	1/2" Nipple	2
6	D815800000	Raccordo flangia	Flange union	2
7	D452200000	Niples 3/4"	3/4" Nipple	2
8	D75BQ000000	Pompa idraulica	Hydraulic pump	1
		Formato da:	○ Comprised of: ○	
9	D74X100000	Valvola	○ Valve ○	1
10	D69D600000	Blocco + elettrovalvola	○ Block + solenoid valves ○	1
		Formato da:	☆ Comprised of: ☆	
11	D69D700000	Elettrovalvola 12V	☆ 12V Electrovalve ☆	2
12	C38W600000	Kit guarnizioni pompa	Pump gasket kit	1
13	D810800000	Semiflangia 3/4"	3/4" Half flange	4
14	D456900000	Niples	Nipple	1
15	D68G900000	Valvola	Valve	1
16	D452000000	Niples 1/2"	1/2" Nipple	1
17	6160043507	Niples 1"- M33x2	1"- M33x2 Nipple	1
18	B578700000	Guarnizione OR	OR Gasket	1



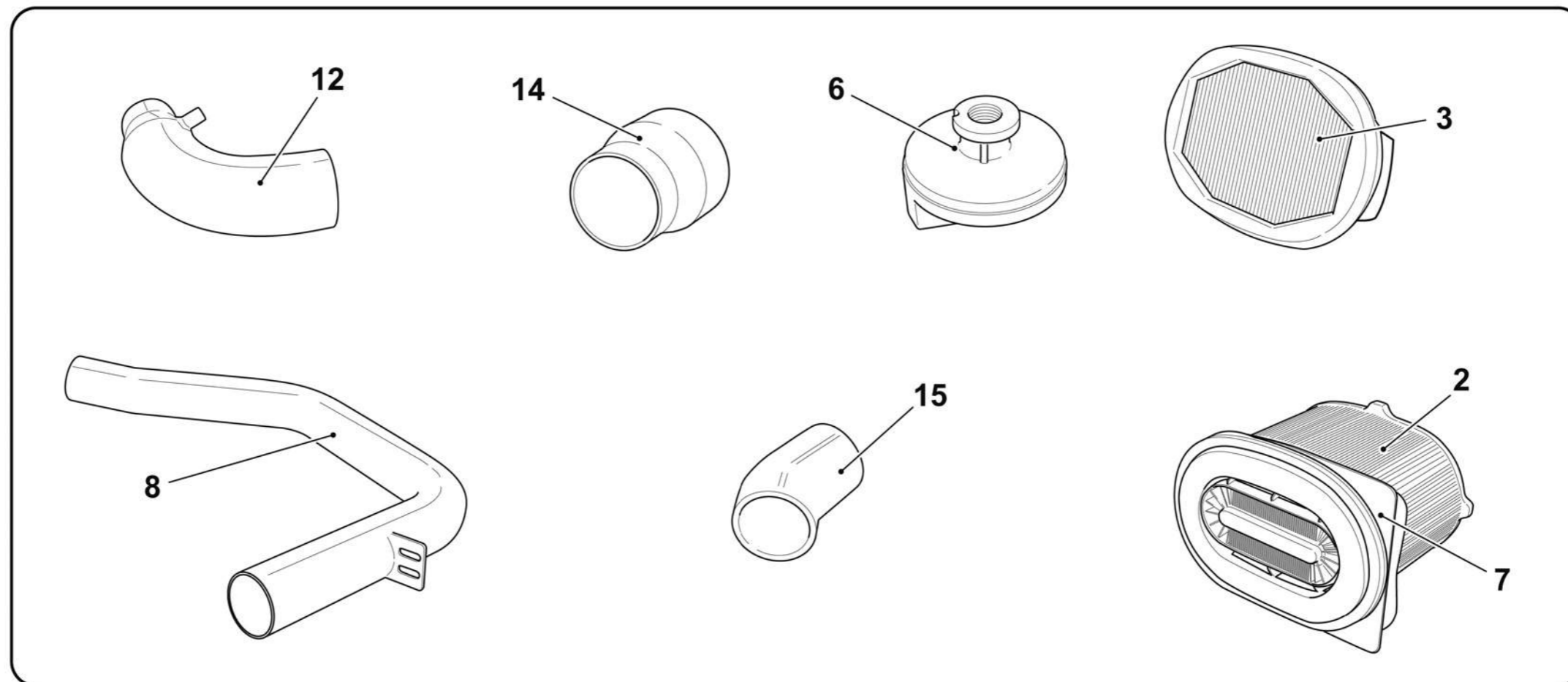
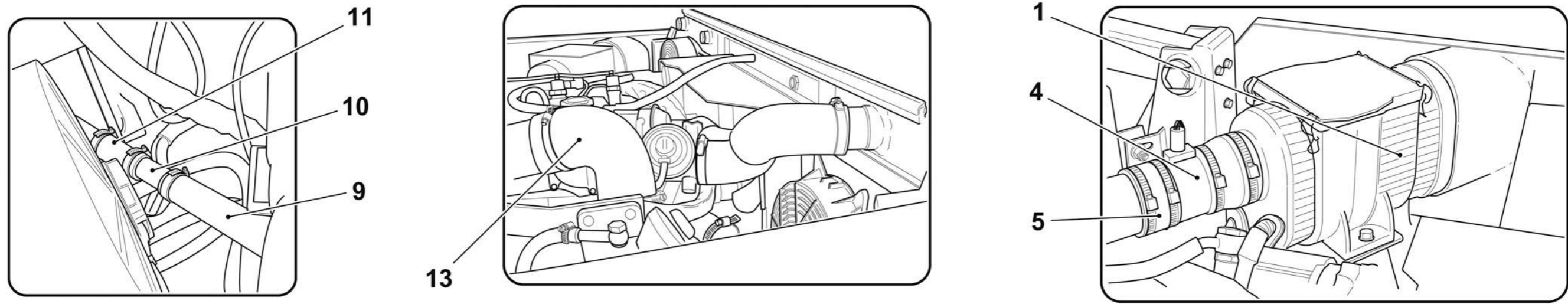
DFRE088400



DFRE093800

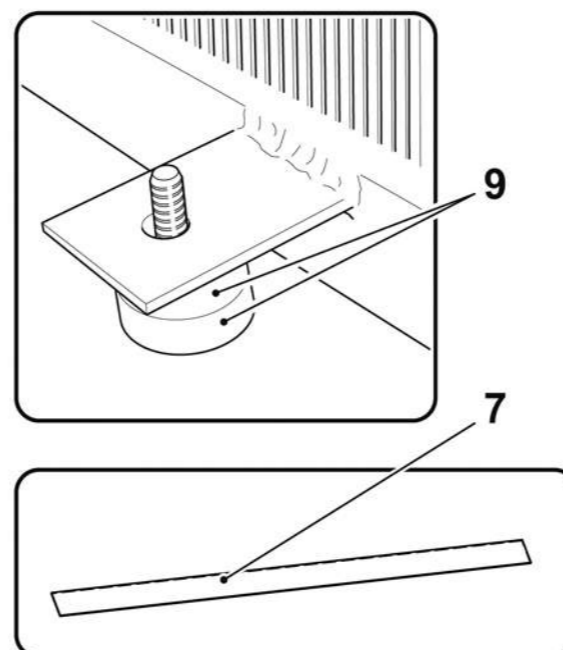
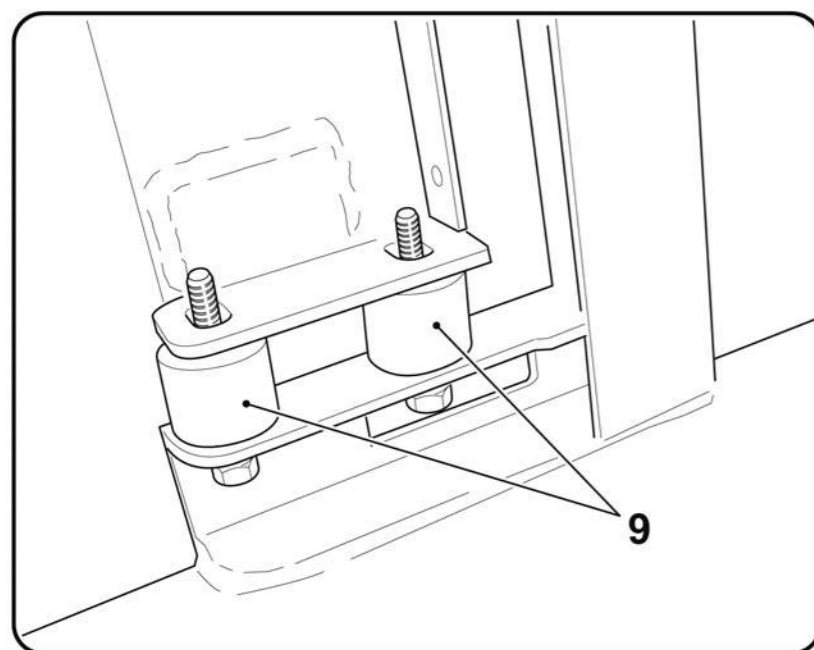
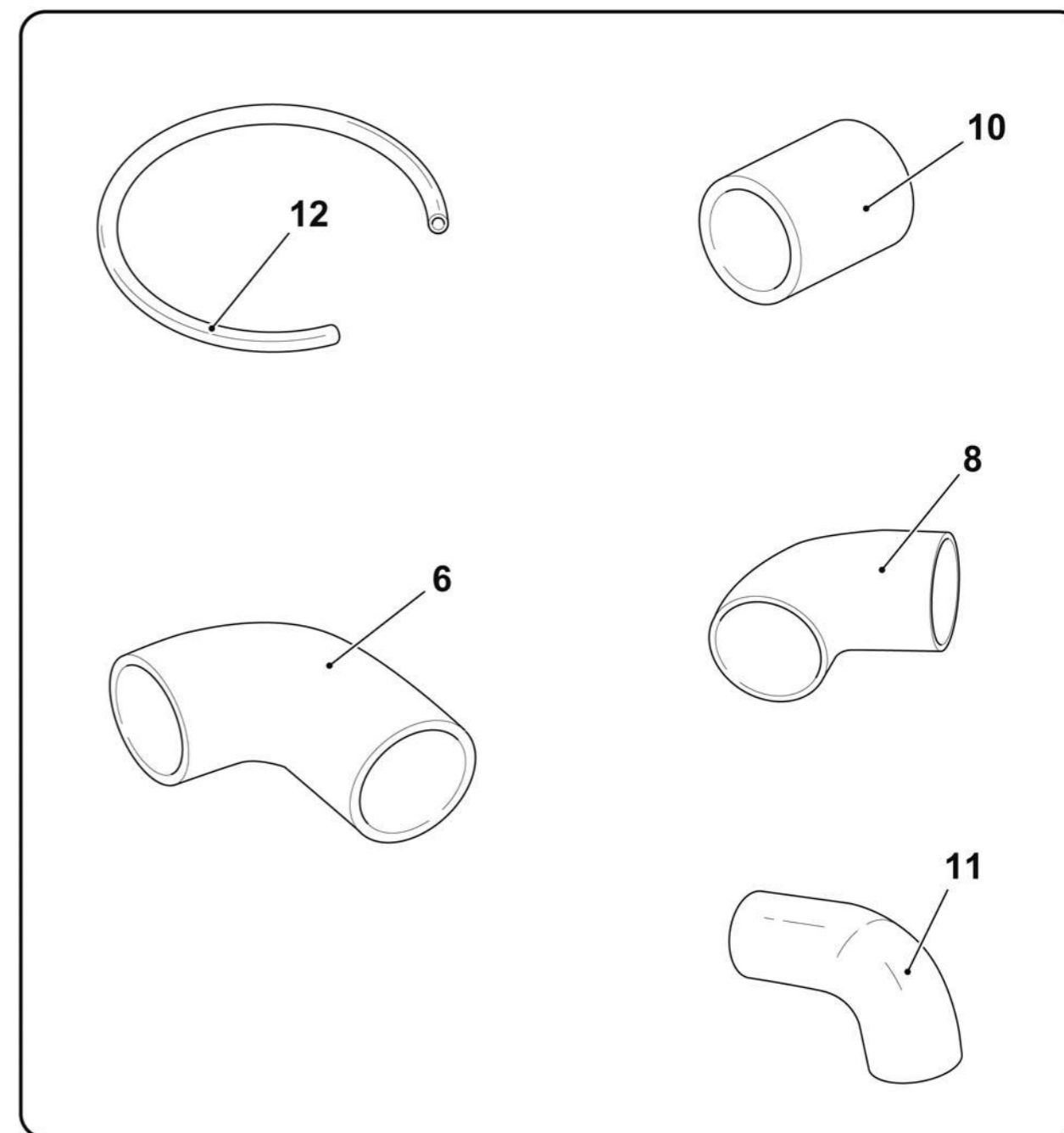
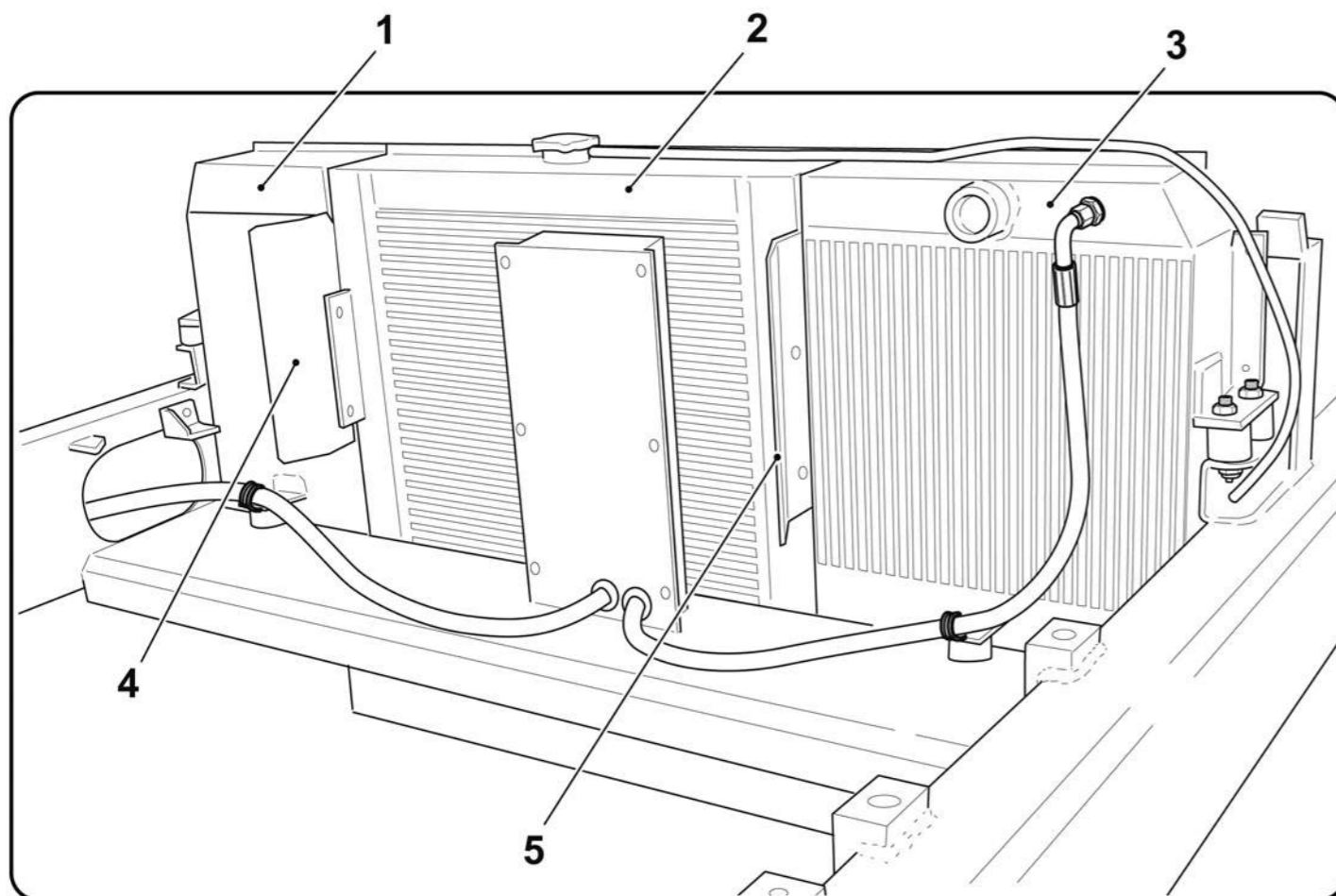
Gruppo - *Group* 5

N. Pos.	Cod.	Denominazione	Description	Q.ty
1	D73B000000	Filtro aria	Air filter	1
		Formato da:	● Comprised of: ●	
2	D73B010000	Cartuccia filtro primaria	● Primary filter cartridge ●	1
3	D73B020000	Cartuccia filtro secondaria	● Secondary filter cartridge ●	1
4	E634400000	Debimetro	Debimeter	1
5	6140017BCA	Manicotto debimetro - collettore	Debimeter - collector sleeve	1
6	E395700000	Pressostato	Pressostat	1
7	6110017DTN	Guarnizione filtro aria	Air filter gasket	1
		(da matricola 204VM00011)	(from s/n 204VM00011)	1
8	6020017CPG	Tubo aspirazione (sino a matricola 204VM00010)	Suction pipe (until s/n 204VM00010)	1
	6020017DNY	Tubo aspirazione (da matricola 204VM00011)	Suction pipe (from s/n 204VM00011)	1
9	6140017CTA	Tubo aspirazione filtro - radiatore	Filter - radiator pipe	1
10	6020017CTE	Tubo collegamento filtro - radiatore	Radiator - filter connection pipe	1
11	6140017CTC	Tubo aspirazione radiatore filtro	Radiator filter suction pipe	1
12	6020017BCG	Curva	Curve	1
13	6140017BCF	Curva aspirazione	Suction curve	1
14	D73C000000	Manicotto	Sleeve	1
15	6140017BCE	Manicotto turbo - aspirazione	Turbo - suction sleeve	1



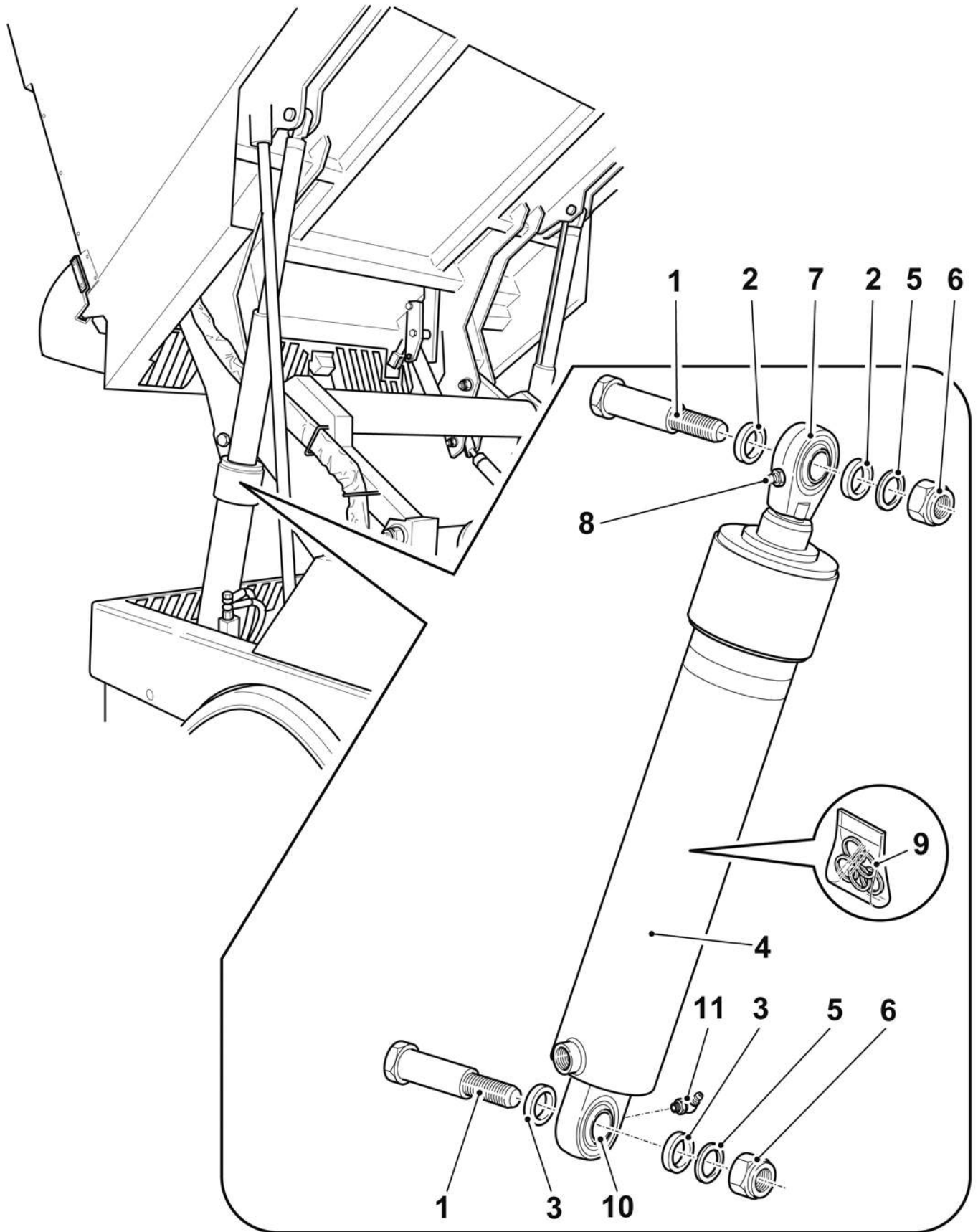
DFRE093400

<i>N. Pos.</i>	<i>Cod.</i>	<i>Denominazione</i>	<i>Description</i>	<i>Q.ty</i>
1	6020017DQU	Scatola chiusura	Closing box	1
2	6360017AZY	Radiatore acqua	Water radiator	1
3	6360017AZX	Radiatore olio	Oil radiator	1
4	6020017CER	Deflettore destro	Right deflector	1
5	6020017CES	Deflettore sinistro	Left deflector	1
6	6140017BBS	Curva	Curve	1
7	6170017BDC	Gomma	Rubber	1
8	6140017BBR	Curva	Curve	1
9	C072840030	Antivibrante D.40x30	D.40x30 Shock absorber	6
10	6140017BBP	Manicotto ingresso intercooler	Intercooler input sleeve	1
11	6140017BCH	Manicotto turbo - intercooler	Turbo - intercooler sleeve	1
12	6140017BAX	Tubo D.15x22 L=1450	L=1450 D.15x22 Hose	1



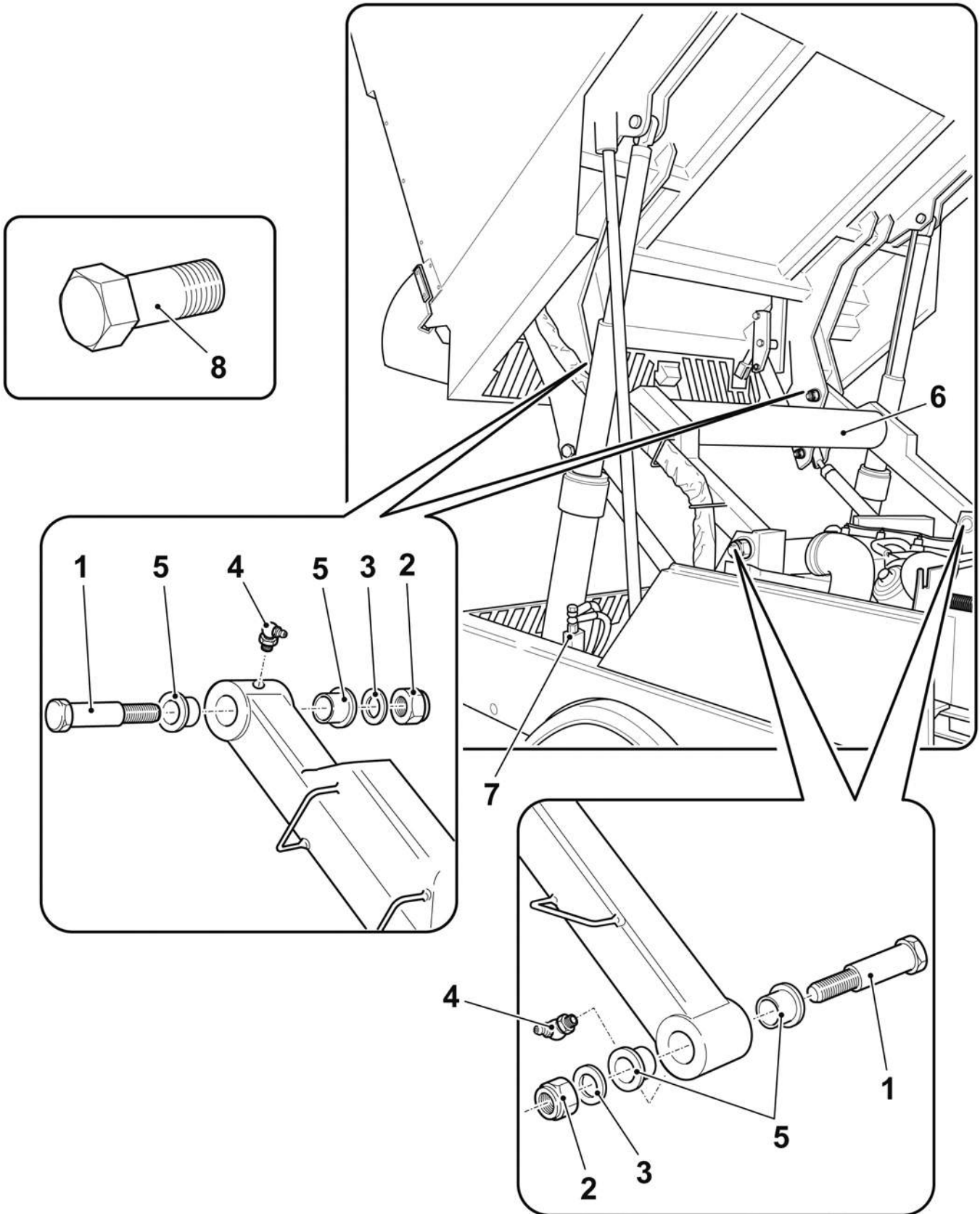
Gruppo - *Group* 6

N. Pos.	Cod.	Denominazione	Description	Q.ty
1	6030910613	Perno	Pin	4
2	6070017BQC	Distanziere	Spacer	8
3	A901525000	Rondella	Washer	4
4	4260010611	Cilindro sollevamento h.1600	h.1600 Lifting cylinder	2
5	A860916000	Rondella D.16	D.16 Washer	4
6	AAA1216000	Dado autobloccante M16	M16 Lock nut	4
7	D953000000	Testina snodata	Joint head	2
8	ABS2606000	Ingrassatore M6	M6 Lubricator	2
9	C385400000	Kit guarnizioni cilindro	Cylinder gasket kit	2
10	D951100000	Snodo	Joint	2
11	ABS0106000	Ingrassatore M6 45°	M6 45° Grease fitting	2



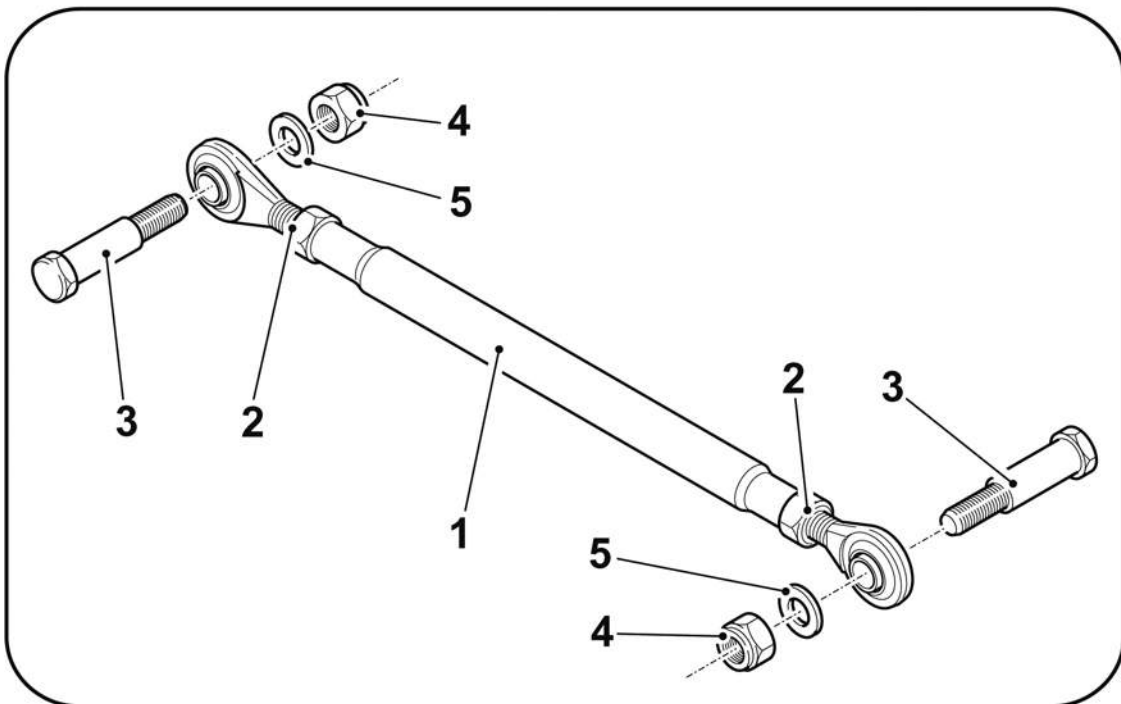
DFRE081100

<i>N. Pos.</i>	<i>Cod.</i>	<i>Denominazione</i>	<i>Description</i>	<i>Q.ty</i>
1	6030913370	Perno cerniera	Hinge pin	4
2	AAA1420000	Dado autobloccante M20	M20 Lock nut	4
3	A861020000	Rondella D.20	D.20 Washer	4
4	ABS0208000	Ingrassatore M8 45°	M8 45° Grease fitting	4
5	B032025025	Boccola	Bushing	8
6	6020017BFS	Tirante contenitore	Container tie rod	1
7	D689700000	Valvola	Valve	2
8	D502100000	Bullone forato 3/8"	3/8" Banjo bolt	2



DFRE081200

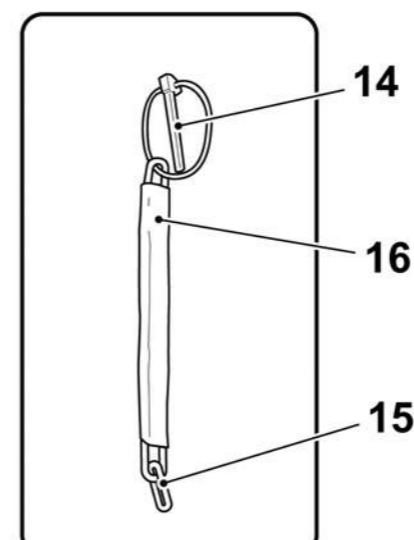
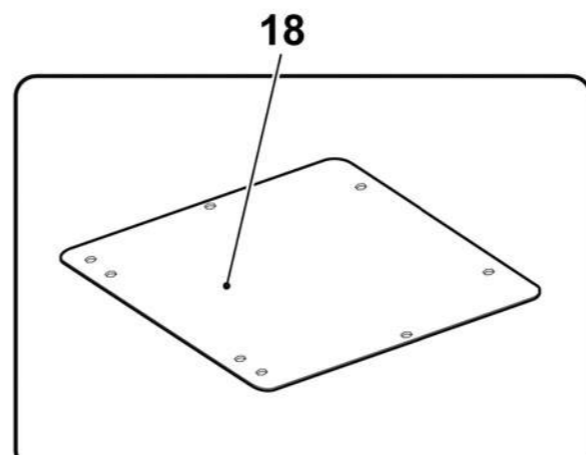
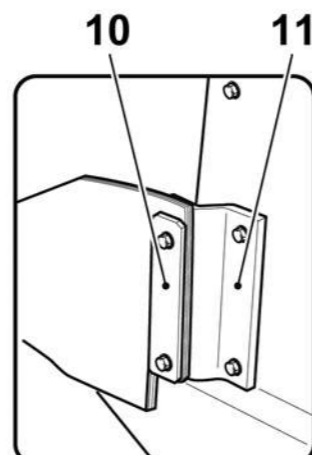
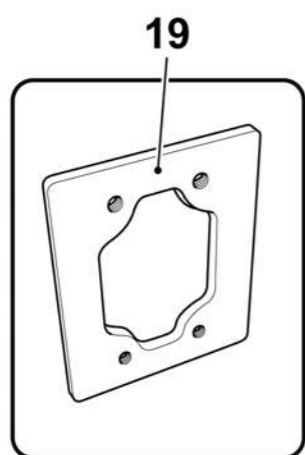
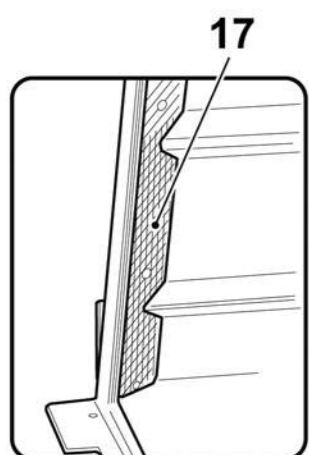
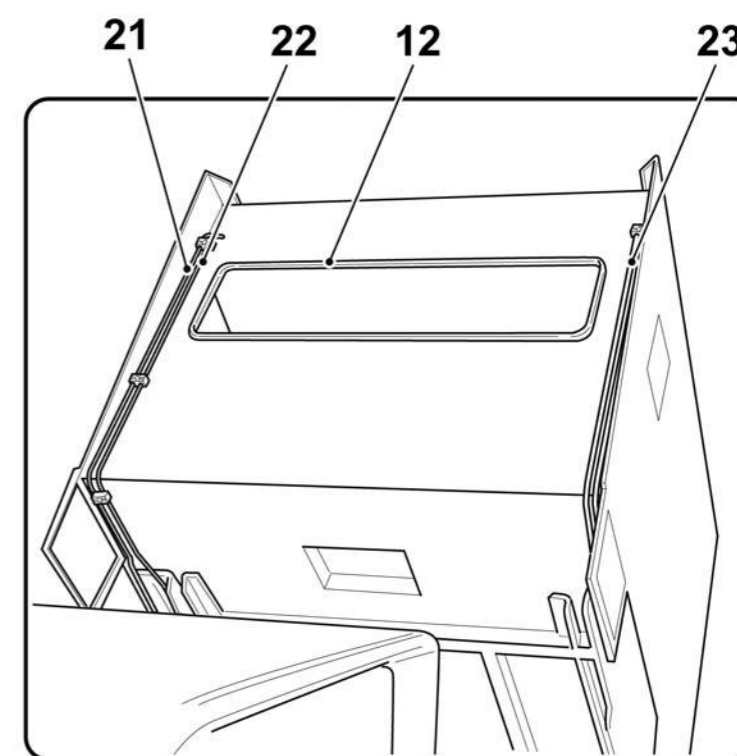
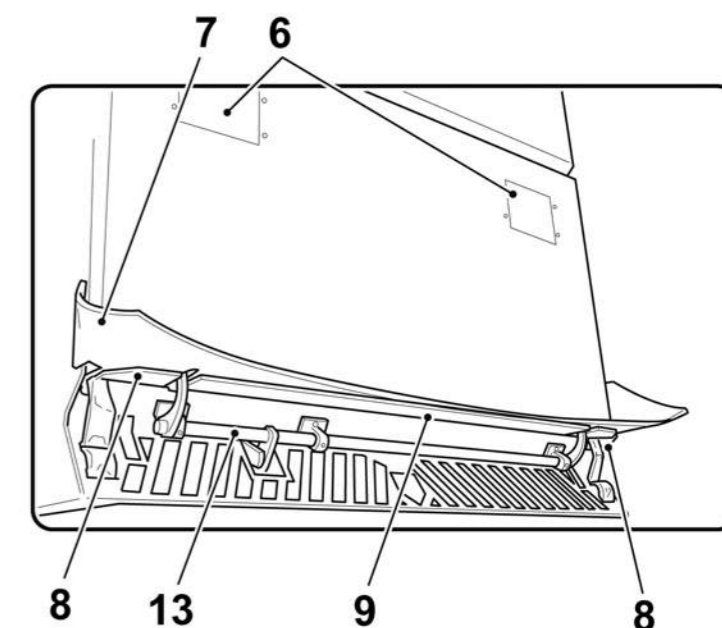
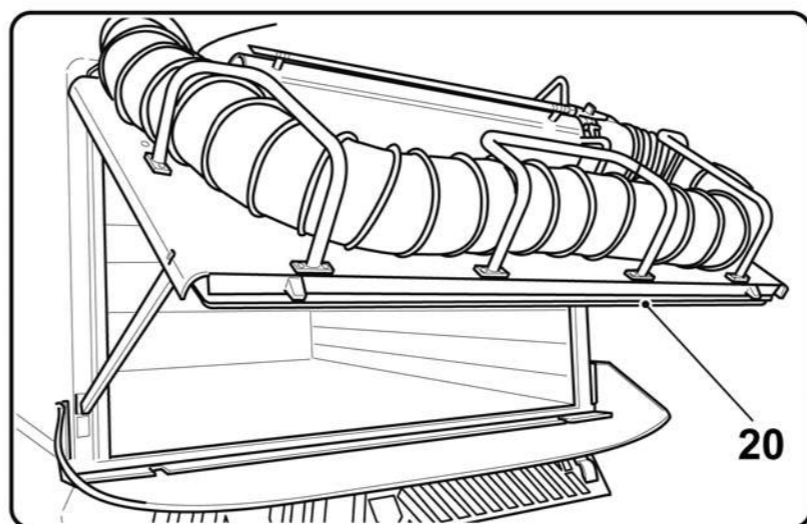
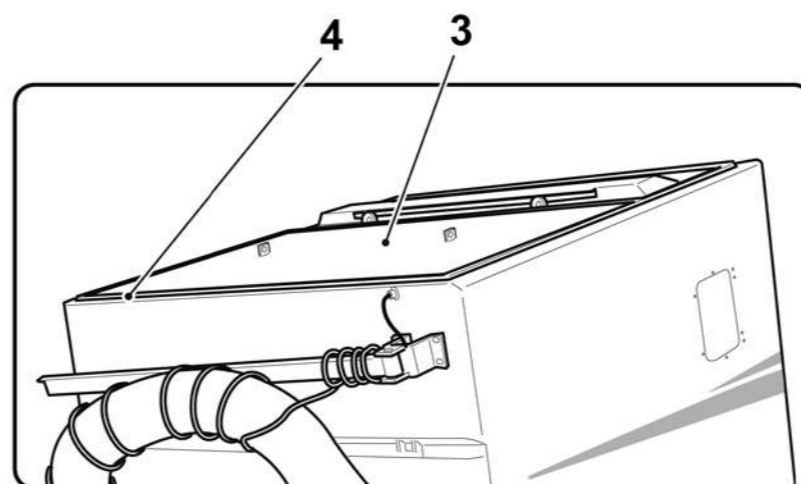
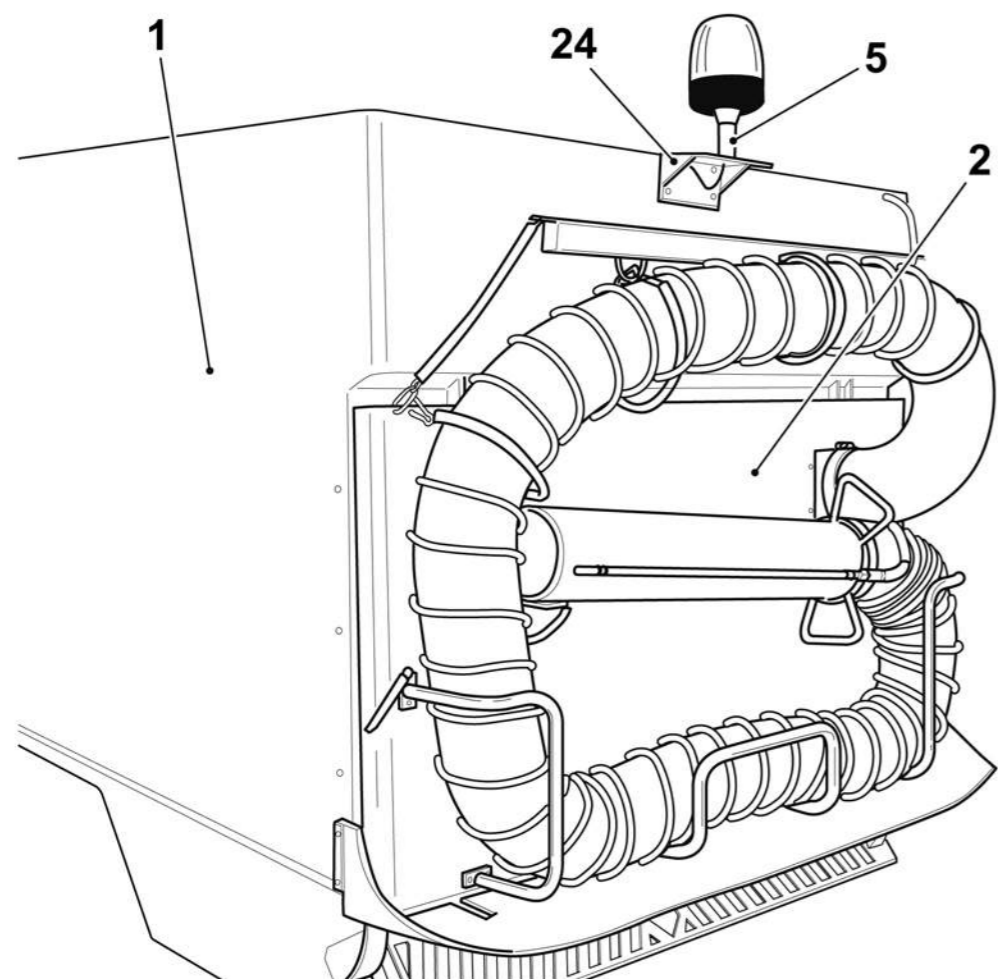
<i>N. Pos.</i>	<i>Cod.</i>	<i>Denominazione</i>	<i>Description</i>	<i>Q.ty</i>
1	D330100000	Tirante terzo punto	Point 3 rd tie rod	2
2	6160910609	Dado M30 Dx	M30 R.H. Nut	2
	6160910610	Dado M30 Sx	M30 L.H. Nut	2
3	6030910608	Perno cerniera	Hinge pin	4
4	AAA1420000	Dado autobloccante M20	M20 Lock nut	4
5	A861020000	Rondella D.20	D.20 Washer	4



DFRE081300

Gruppo - *Group* **7**

N. Pos.	Cod.	Denominazione	Description	Q.ty
1	6020017BAD	Contenitore rifiuti	Waste container	1
2	6020017BAE	Portellone contenitore	Waste container door	1
3	6020017BWD	Coperchio contenitore	Waste container cover	1
4	6110017BWF	Guarnizione	Gasket	1
5	E064400000	Girofaro	Rotating beacon	1
6	6020017CRM	Chisura portellone coperchio	Coverdoor closing	2
7	6110017DAK	Gomma scivolo (sino a matricola 204VM00010)	Tilting rubber (until to s/n 204VM00010)	1
	6110017EPC	Gomma scivolo (da matricola 204VM00011)	Tilting rubber (from s/n 204VM00011)	1
8	6020017DSB	Piatto laterale fermagomma	Rubber fastener side plate	2
9	6020017DSC	Piatto centrale fermagomma (da matricola 204VM00011)	Rubber fastener central plate (from s/n 204VM00011)	1
	6020017DAN	Lamiera (sino a matricola 204VM00010)	Plate (until to s/n 204VM00010)	1
10	6020017DAL	Piatto laterale fissaggio scivolo	Tilting fixing side plate	2
11	6020017AZR	Supporti laterali scivolo	Tilting side support	2
12	6110017BWG	Guarnizione bocca contenitore	Waste container gasket	1
13	5260010466	Perno comando chiusura	Door closing pin	1
14	AC60405046	Spina a scatto	Plug	1
15	6020017BWR	Catena L=170	L=170 Chain	Cr
16	6110017BWS	Guaina	Sheat	1
17	6020017BVL	Griglia di protezione	Protection grid	2
18	6020017CRN	Chiusura interna contenitore	Waste container inner closing	2
19	6020017BGV	Piatto per fissaggio	Fixing plate	1
20	6020017CFA	Lamiera	Plate	1
21	6140017BYE	Tubo D.15	D.15 Pipe	1
22	6140017BYF	Tubo D.15	D.15 Pipe	1
23	6140017BYG	Tubo D.10	D.10 Pipe	1
24	6020413464	Supporto faro rotante	Rotating beacon support	1

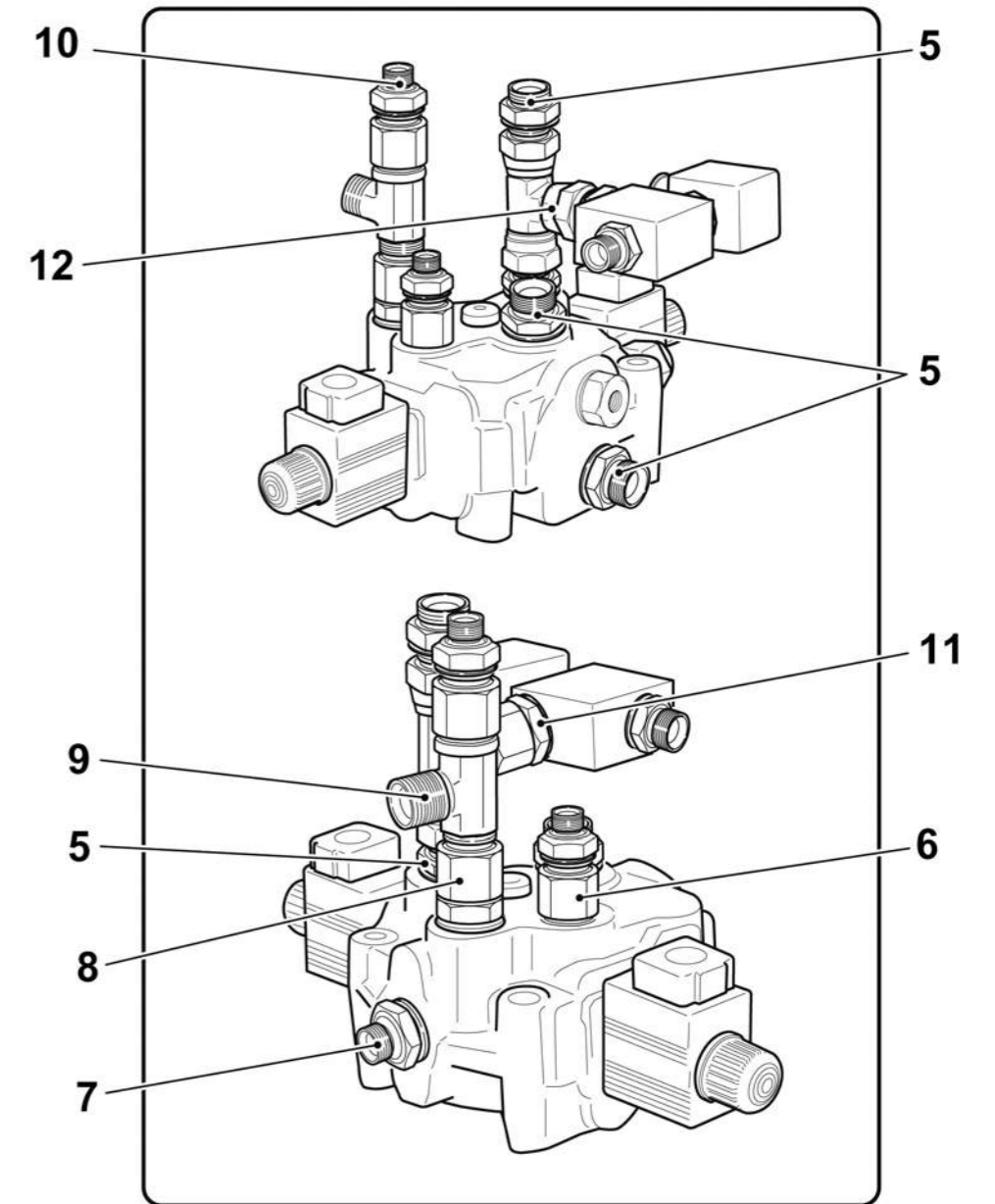
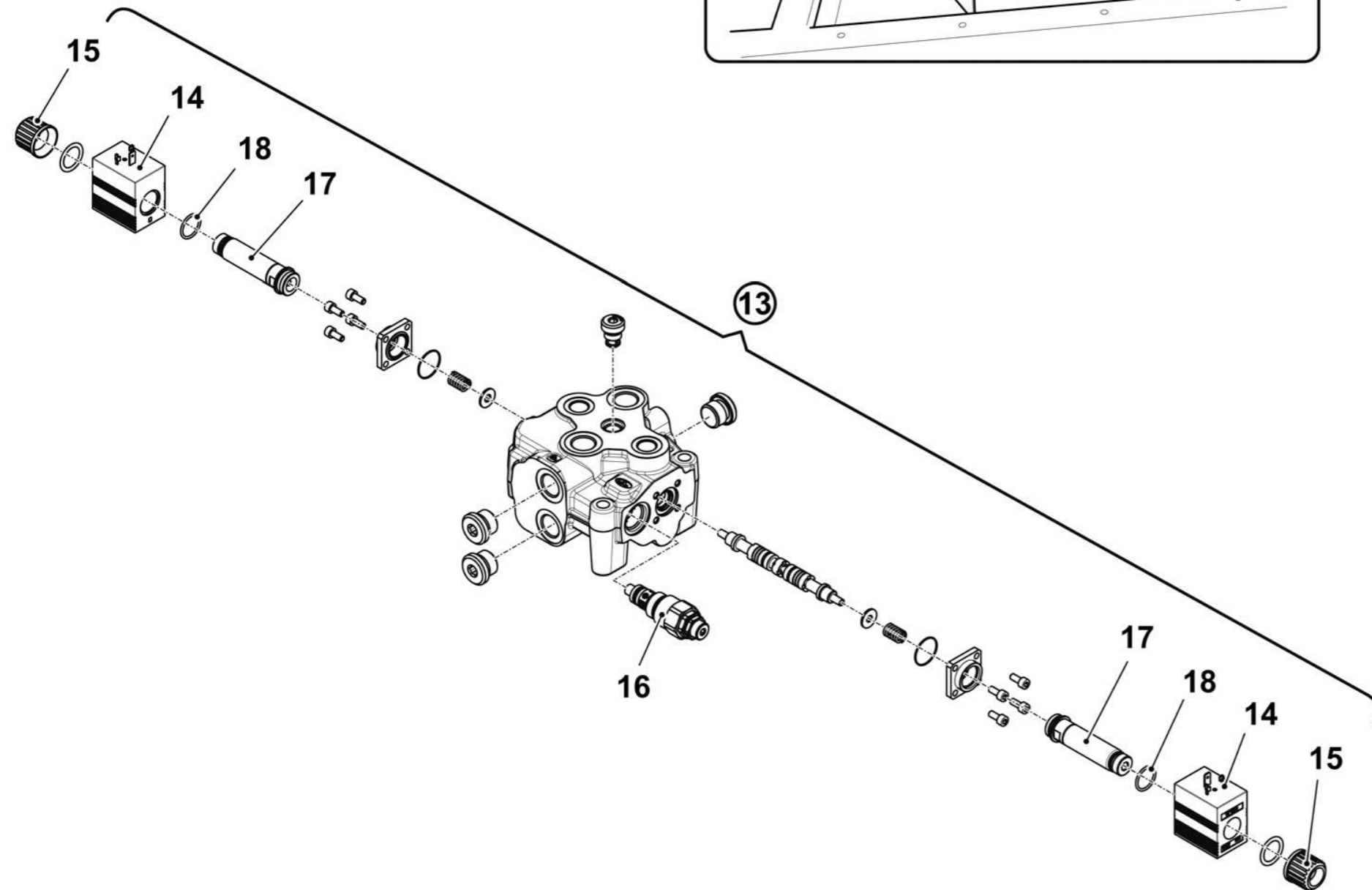
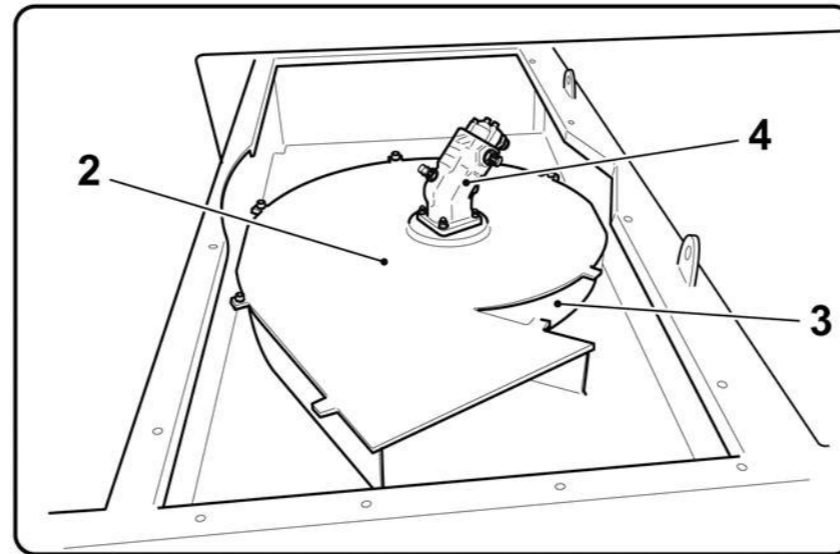
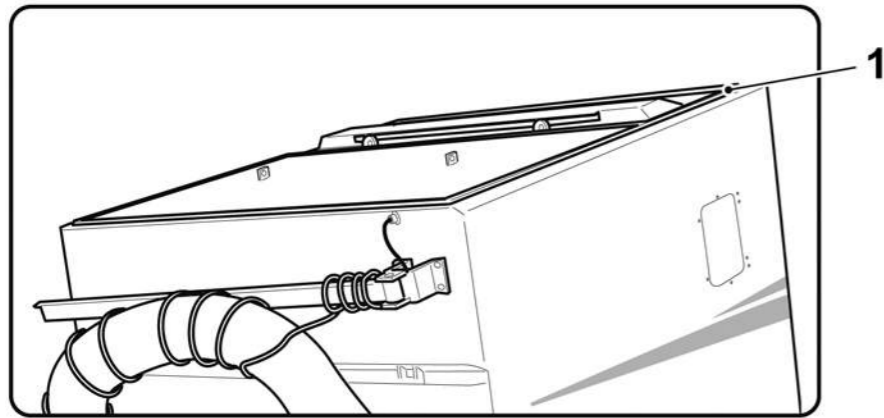


TAV. 7.1.1

Ed. 11/15 | Rev. 00

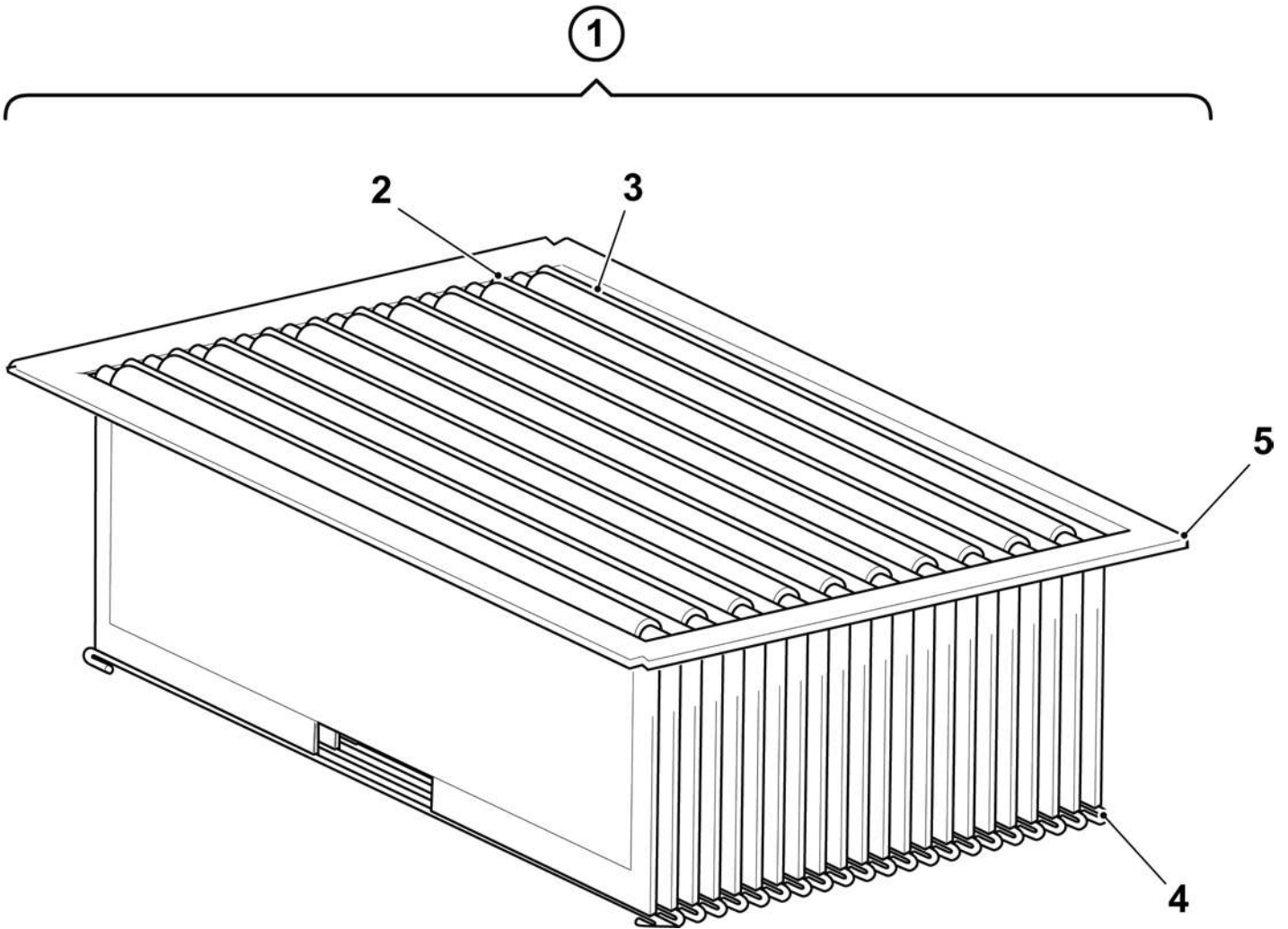


N. Pos.	Cod.	Denominazione	Description	Q.ty
1	6110017BWE	Guarnizione coperchio ventola	Fan gasket cover	1
2	6020017AZW	Coperchio ventola	Fan cover	1
3	6350017AYM	Ventola	Fan	1
4	D66V700000	Motore idraulico	Hydraulic motor	1
5	D452000000	Niples 1/2"	1/2" Nipple	4
6	D472500000	Colonna M/F L.25 1/4"	M/F L.25 1/4" Stud bolt	1
7	D451000000	Niples 1/2"-1/4	1/2" - 1/4" Nipple	1
8	D412200000	Girello M/F 1/2"	1/2" M/F Rotating fitting	1
9	D431200000	Raccordo a T	T Union	1
10	D450300000	Niples 1/2"-3/8	1/2" - 3/8" Nipple	1
11	D452300000	Niples 3/8"	3/8" Nipple	1
12	D430300000	Raccordo T	T Union	1
13	6480017CKS	Distributore ventola	Fan distributor	1
		Formato da:	Comprised of:	
14	D69T000000	Bobina 12V	12V Coil	2
15	D69T100000	Ghiera	Nut	2
16	D69T200000	Valvola	Valve	1
17	D69T300000	Solenoide	Solenoid	2
18	B57A700000	OR	OT	2

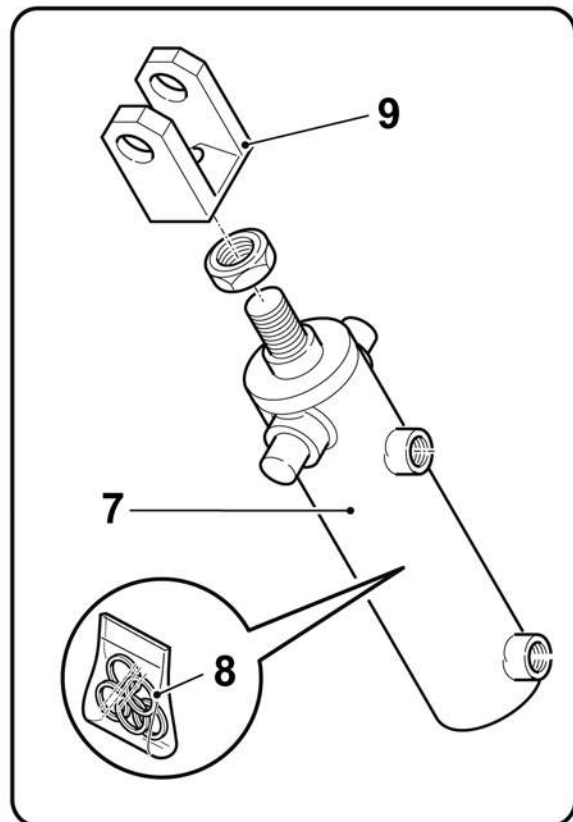
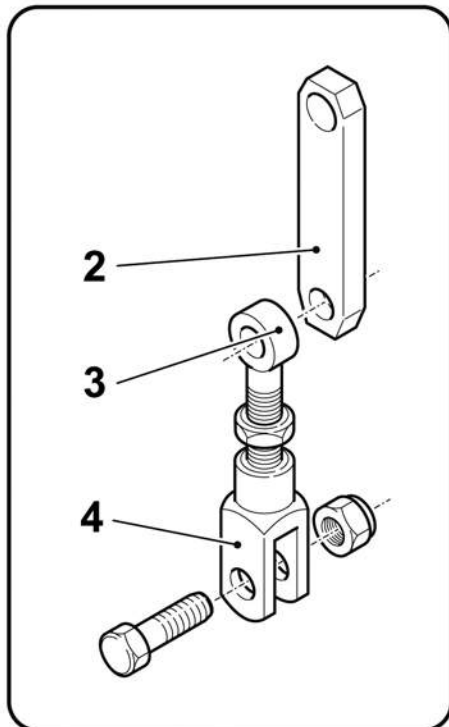
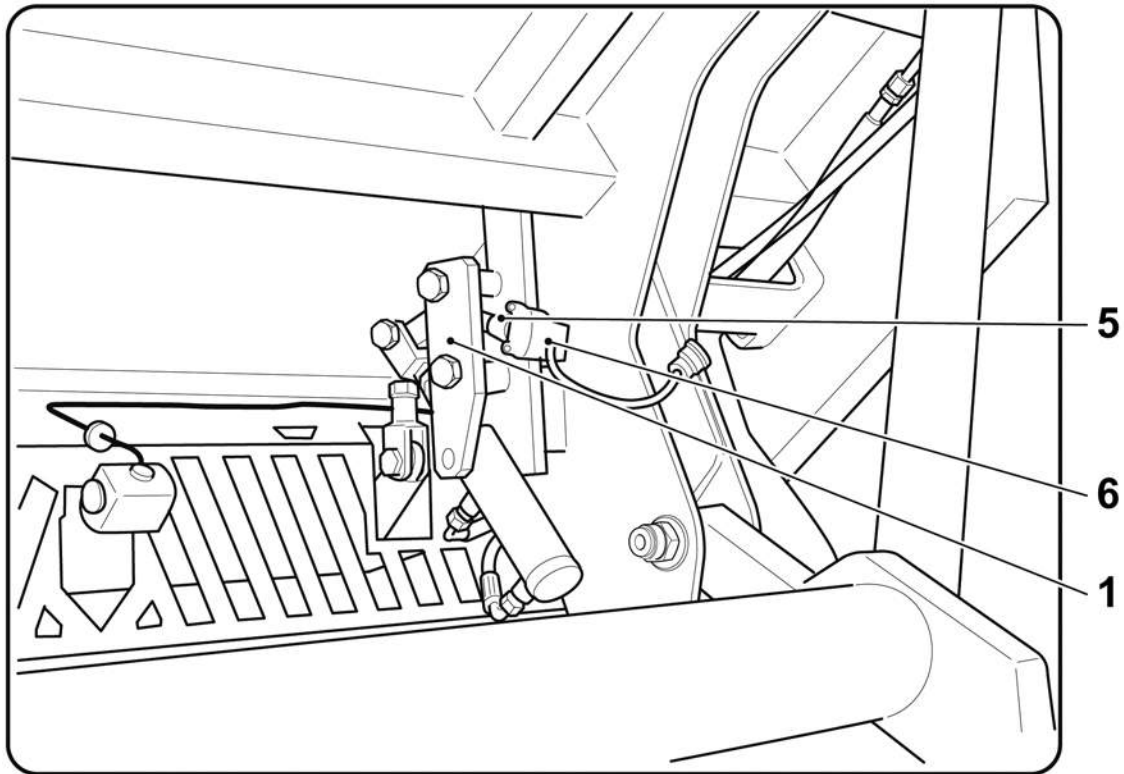


DFRE087300

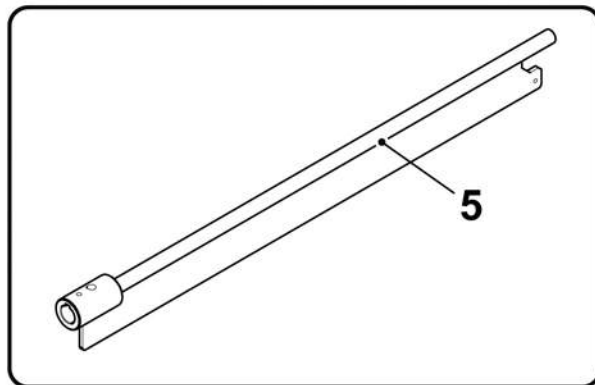
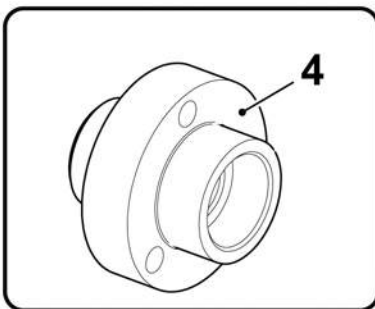
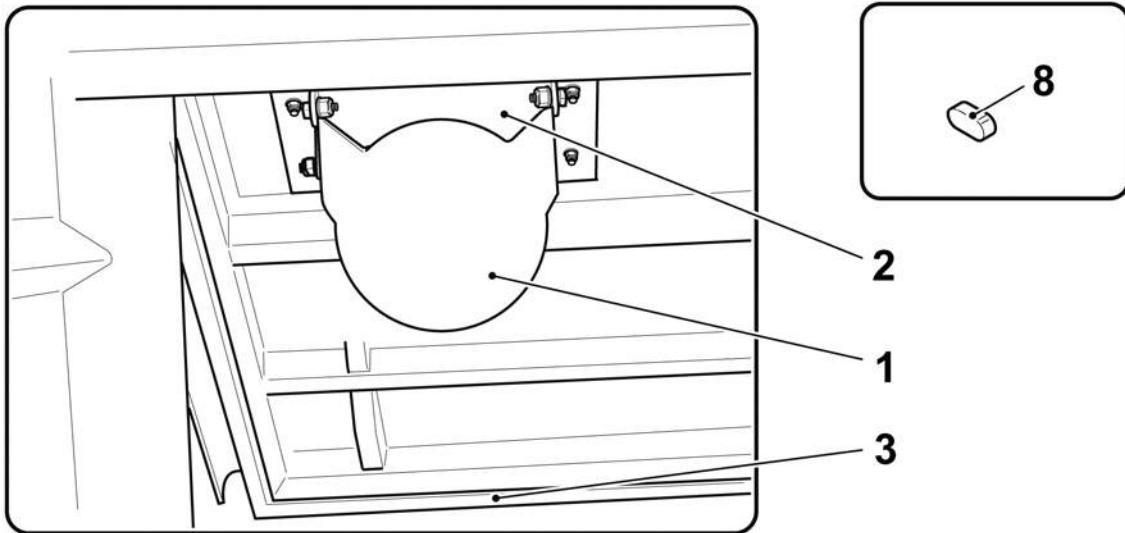
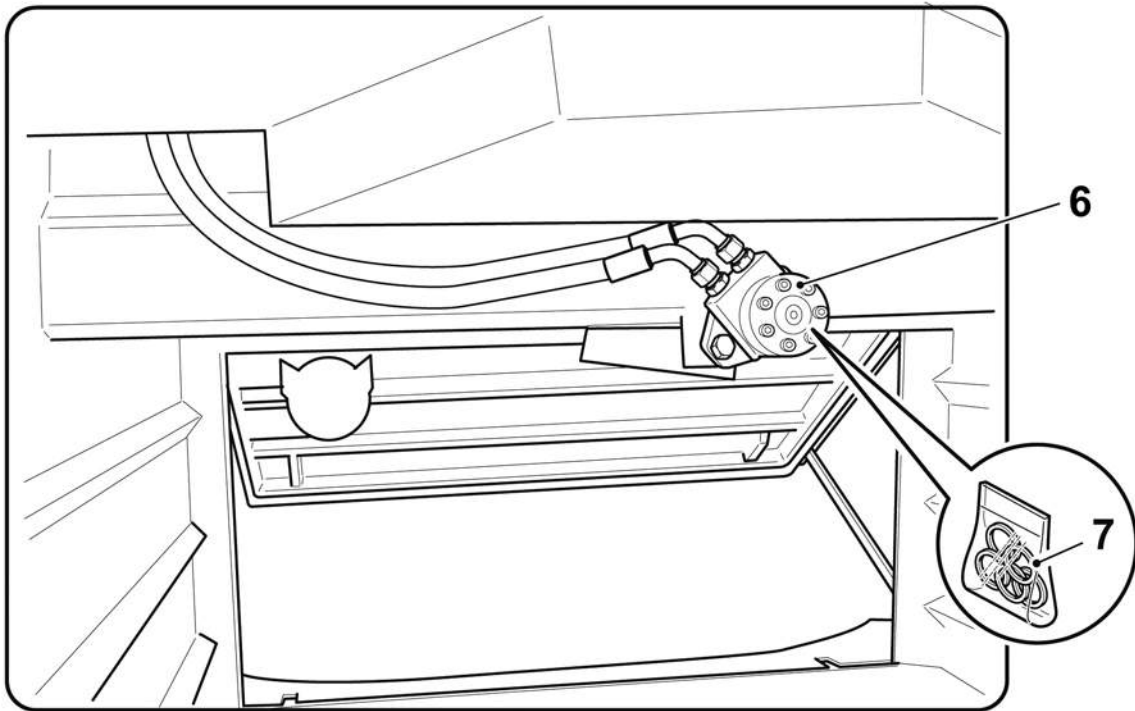
<i>N. Pos.</i>	<i>Cod.</i>	<i>Denominazione</i>	<i>Description</i>	<i>Q.ty</i>
1	2290017CRC	Assieme filtro a sacche	Sack filter assy	1
		Formato da:	● Comprised of: ●	
2	6020017AYX	Rastrelliera	● Filter rack ●	1
3	6118210430	Separatore	● Spacer ●	11
4	6020017AZB	Tondino filtro	● Filter rod ●	22
5	6200017CRB	Filtro a sacche	● Sack filter ●	1
	6200017AYD	Filtro a sacche "GORE" (Opt)	"GORE" Filter sack (Opt)	1



DFRE087400

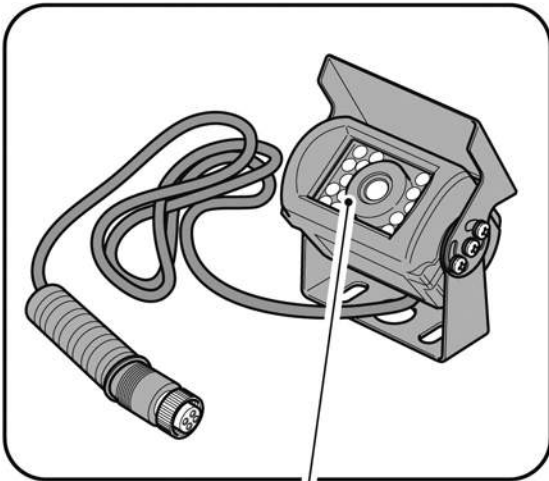


DFRE087500

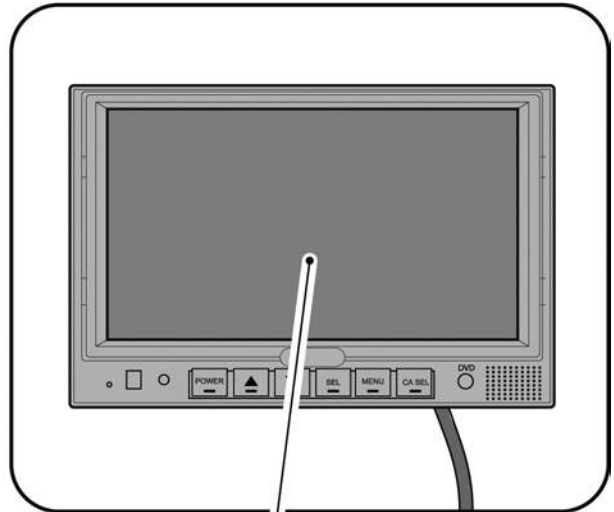


DFRE087600

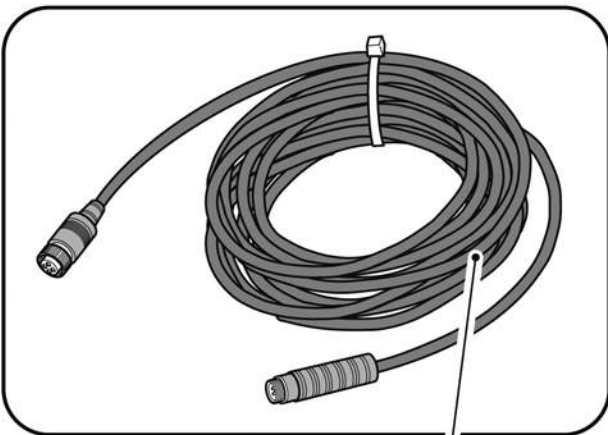
<i>N. Pos.</i>	<i>Cod.</i>	<i>Denominazione</i>	<i>Description</i>	<i>Q.ty</i>
1	E261100000	Passacavo D.13	D.13 Fair lead	1
	E261000000	Passacavo D.14x20	D.14x20 Fair lead	1
2	C7022A0000	Monitor	Monitor	1
3	C7019A0000	Cavo schermato	Shielded cable	1
4	C701800000	Telecamera	Cam	1



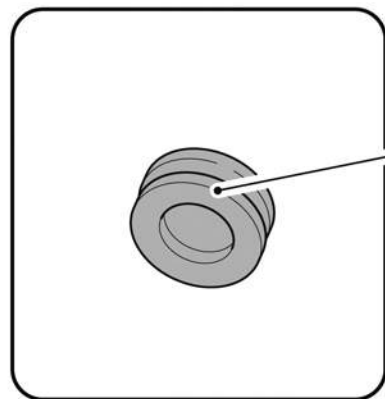
4



2



3

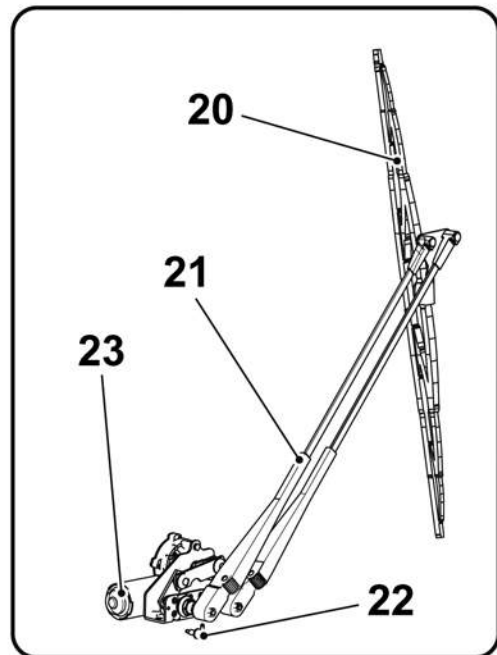
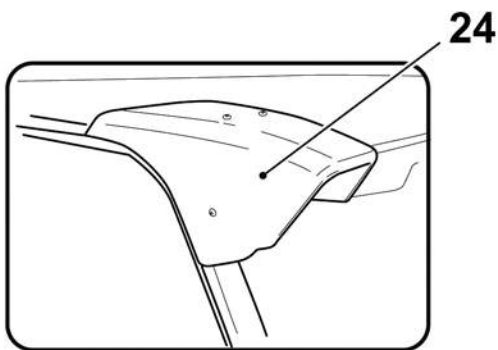
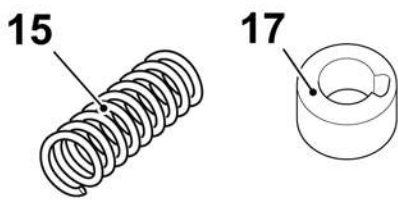
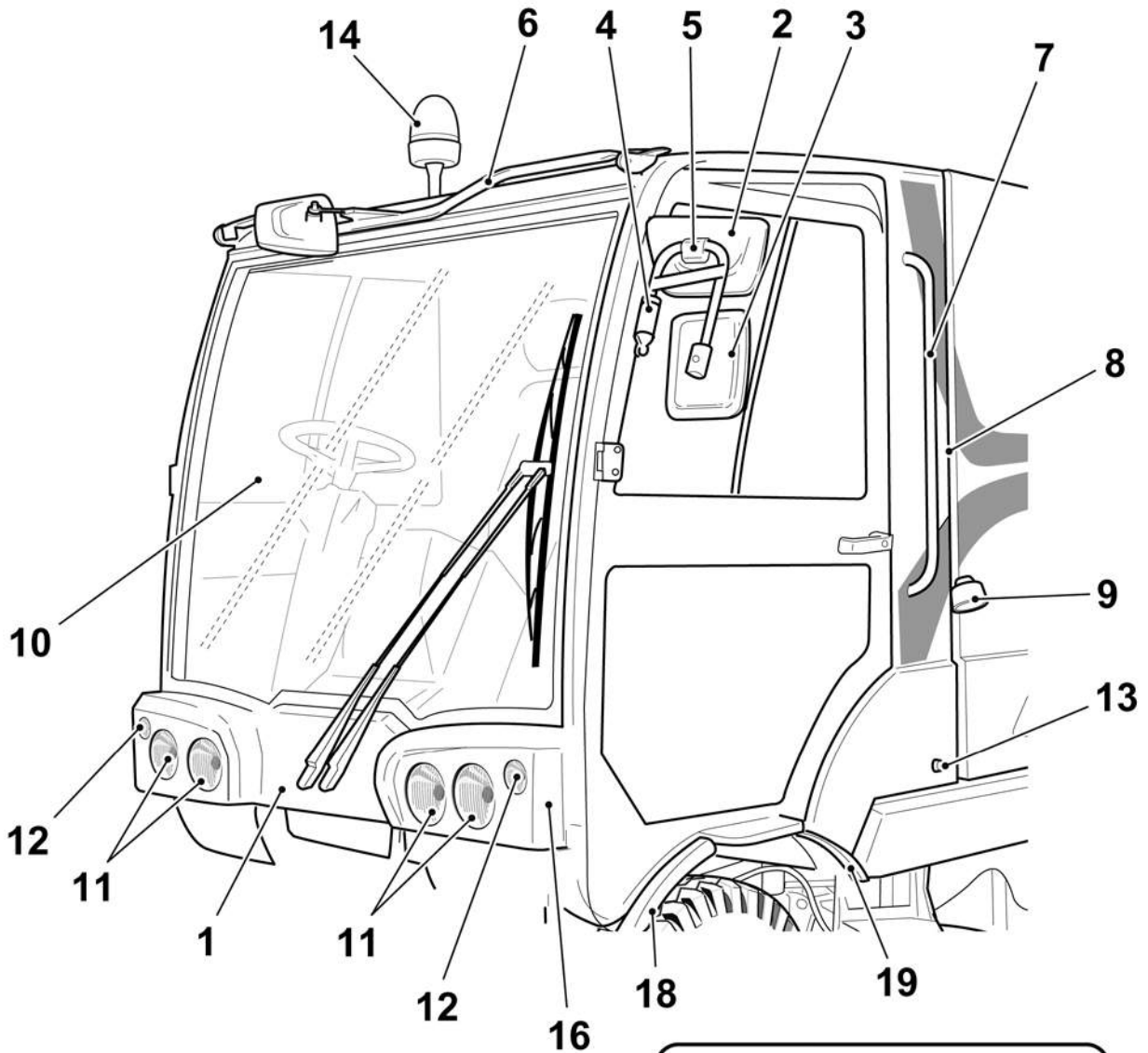


1

DFRE087700

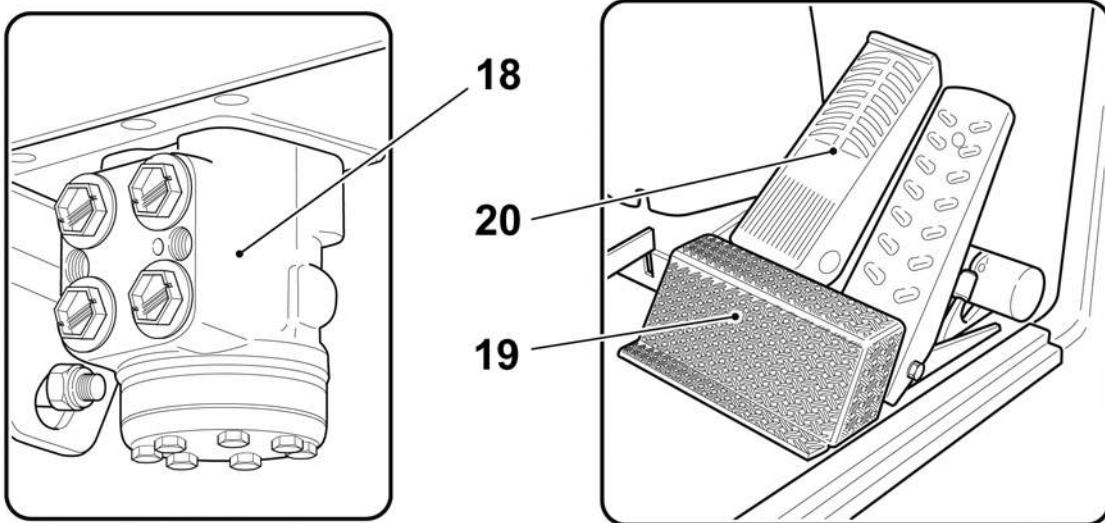
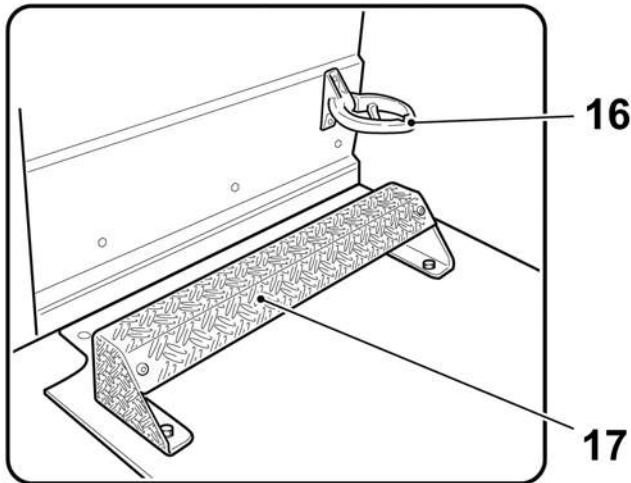
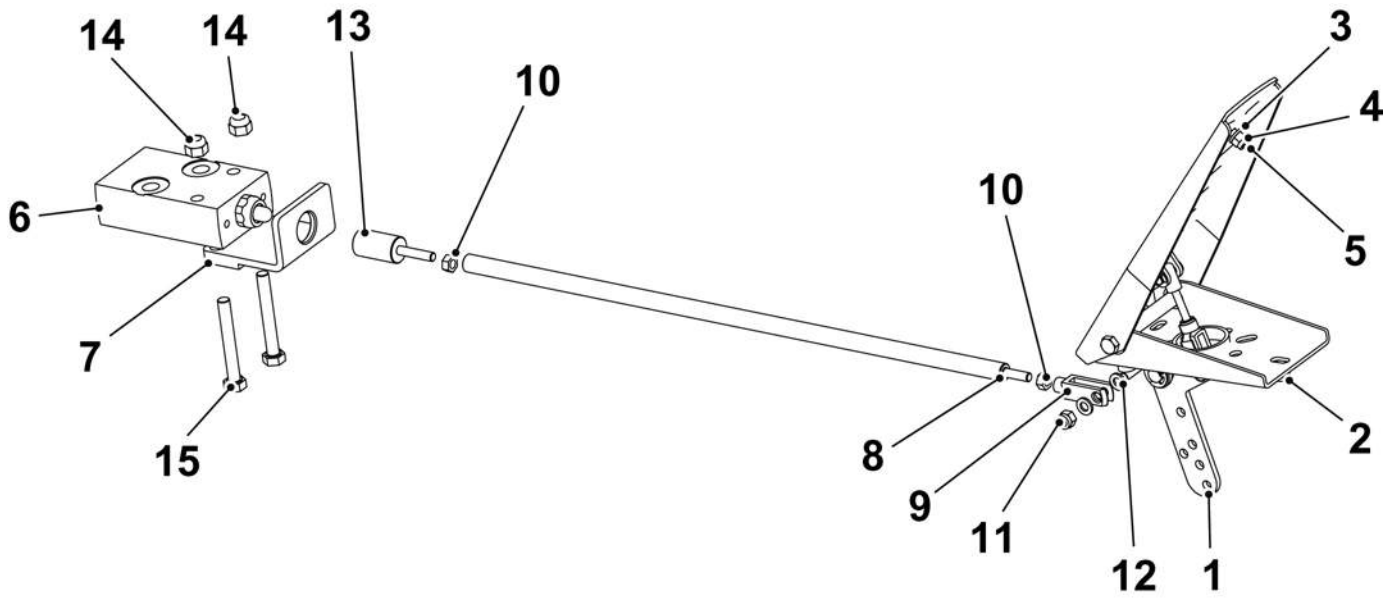
Gruppo - *Group* 8

<i>N. Pos.</i>	<i>Cod.</i>	<i>Denominazione</i>	<i>Description</i>	<i>Q.ty</i>
1	6100017CVA	Musetto	Front hood	1
2	D971700000	Specchio	Mirror	2
3	D974300000	Specchio	Mirror	2
4	F192600000	Supporto specchi Dx	R.H. Mirror support	1
	F192700000	Supporto specchi Sx	L.H. Mirror support	1
5	D971900000	Morsetto	Clamp	2
6	6020017CSN	Supporto specchio centrale	Central mirror support	1
7	6020017DZX	Maniglia di salita	Raising handle	2
8	6110017DYN	Profilo	Profile	1
9	E081500000	Faro lavoro	Working light	2
10	6460017DHQ	Parabrezza	Windscreen	1
11	E093100000	Fanale anteriore	Front light	4
12	E120900000	Freccia anteriore lampeggiante	Flashing indicator light	2
13	E121000000	Freccia laterale	Side indicator light	2
14	E064400000	Girofaro	Rotating beacon	1
15	6210043015	Molla regolazione fanali	Lights adjustment spring	12
16	6100017CVV	Coperchio fanali Dx	R.H. Lights cover	1
	6100017CVZ	Coperchio fanali Sx	L.H. Lights cover	1
17	6170017DCH	Protezione fanali	Lights protection	4
18	6020017DAB	Profilo parafango anteriore	Front profile splash guard	2
19	6020017DYG	Profilo parafango posteriore	Rear profile splash guard	2
20	E072300000	Spazzola tergicristallo	Windscreen brush	1
21	E073500000	Braccio tergicristallo	Windscreen wiper arm	1
22	F194600000	Passa-paratia tergicristallo	Windscreen wiper connection	1
23	E071100000	Motorino tergicristallo	Windscreen wiper motor	1
24	6100017DZQ	Protezione faro lavoro Dx	R.H. Working light protection	1
	6100017DZP	Protezione faro lavoro Sx	L.H. Working light protection	1



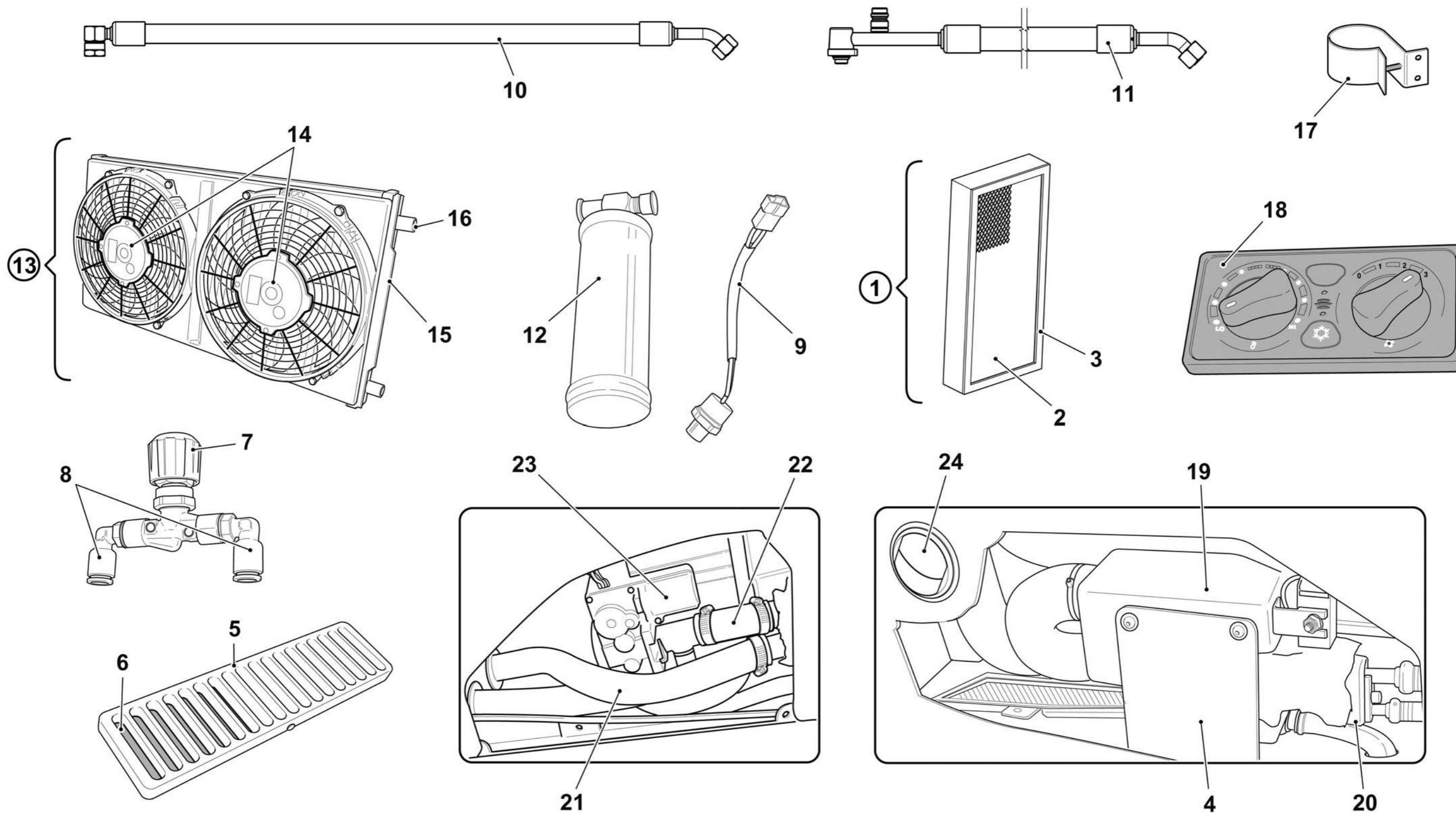
DFRE088600

N. Pos.	Cod.	Denominazione	Description	Q.ty
1	6180017CSQ	Pedale avanzamento	Advance pedal	1
2	6020007858	Distanziere	Spacer	3
3	A890506000	Rosetta	Washer	3
4	AAA0606000	Dado autobloccante M6	M6 Lock nut	1
5	A440406016	Vite M6x16	M6x16 Screw	1
6	D75S100000	Dispositivo di pilotaggio	Piloting device	1
7	6020042006	Guida puntale	Rod guide	1
8	6020017CSH	Prolunga pedipolatore	Pedipulator extension	1
9	ACA1906000	Forcella M6	6 Fork	1
10	AA20406000	Dado M6	M6 Nut	2
11	AAA0606000	Dado autobloccante M6	M6 Lock nut	1
12	A141006025	Vite M6x25	M6x25 Screw	1
13	6030042004	Perno	Pivot	1
14	AAA0808000	Dado autobloccante M8	M8 Lock nut	2
15	A151708060	Vite M8x60	M8x60 Screw	2
16	F01A000000	Porta bottiglie	Bottels holder	2
17	6020017DKV	Appoggia piedi	Feet rest	1
18	D113700000	Idroguida	Power steering box	1
19	6020017ECC	Battitacco pedaliera Dx	R.H. Pedal system	1
20	D143100000	Pedale freno	Brake pedal	1



DFRE094400

N. Pos.	Cod.	Denominazione	Description	Q.ty
1	2190017DJA	Assieme filtro aria	Air filter assy	1
		Formato da:	● Comprised of: ●	
2	6200016081	Filtro carta	● Paper filter ●	1
3	C101100000	Mousse 10x3	● 10X3 Mousse ●	m 0,75
4	6020017ECJ	Angolare fissaggio evaporatore / riscaldatore	Evaporator / heater fixing angular	1
5	F02P8A0000	Diffusore aria	Air grid	1
6	6200017DJU	Filtro ricircolo	Recycle filter	1
7	D616300000	Regolatore di flusso	Flux regulator	1
8	G480900000	Raccordo L 1/8"	1/8" L Union	2
9	F02R100000	Assieme pressostato	Pressostat assy	1
10	6140017BEN	Tubo gas condensatore- filtro	Filter - condenser gas hose	1
11	6140017BER	Tubo gas condensatore – compressore	Compressor - condenser gas hose	1
12	F02R200000	Filtro	Filtter	1
13	F02R400000	Assieme ventola	Fan assy	1
14	F02R500000	Ventola	Fan	2
15	F02R600000	Convogliatore	Conveyor	1
16	F02R700000	Condensatore	Condensator	1
17	F02R300000	Staffa filtro	Filter bracket	1
18	F02Y200000	Pannello comandi	Control panel	1
19	F02R800000	Elettroventilatore	Electroventialtor	1
20	F200300000	Valvola espansione	Expansion valve	1
21	6140017BEQ	Tubo evaporatore – compressore	Evaporator - compressor hose	1
22	6140017BEP	Tubo filtro-evaporatore	Evaporator – filter hose	1
23	F02R900000	Rubinetto cablato	Cock	1
24	F02G010000	Bocchetta	Grid	4



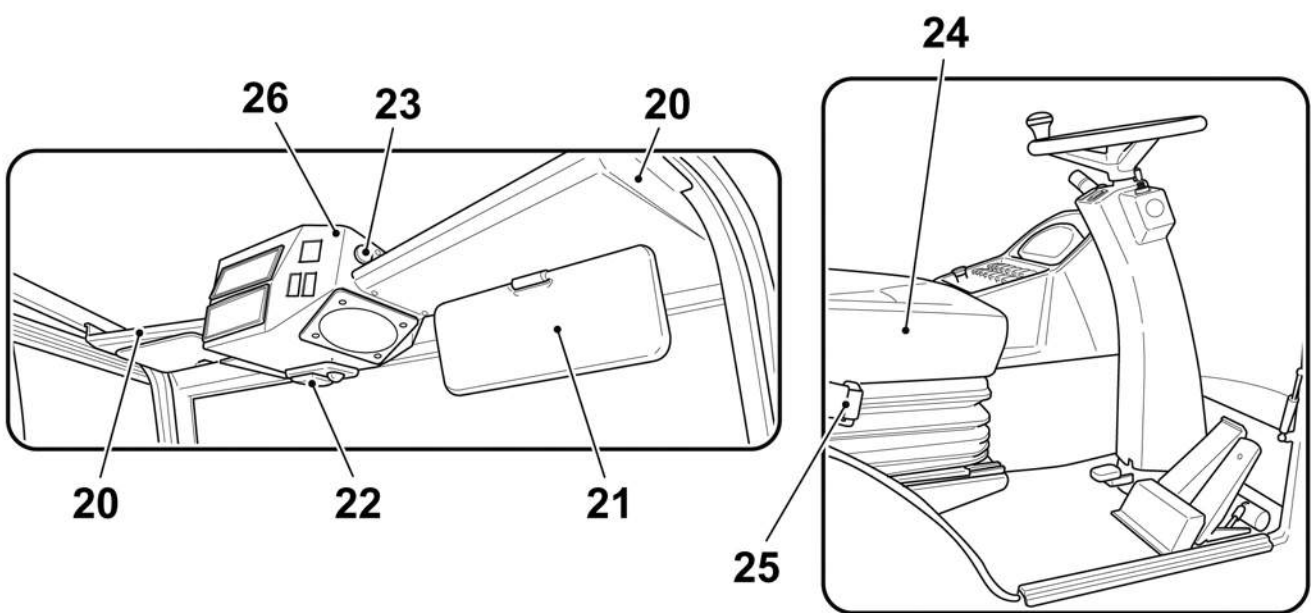
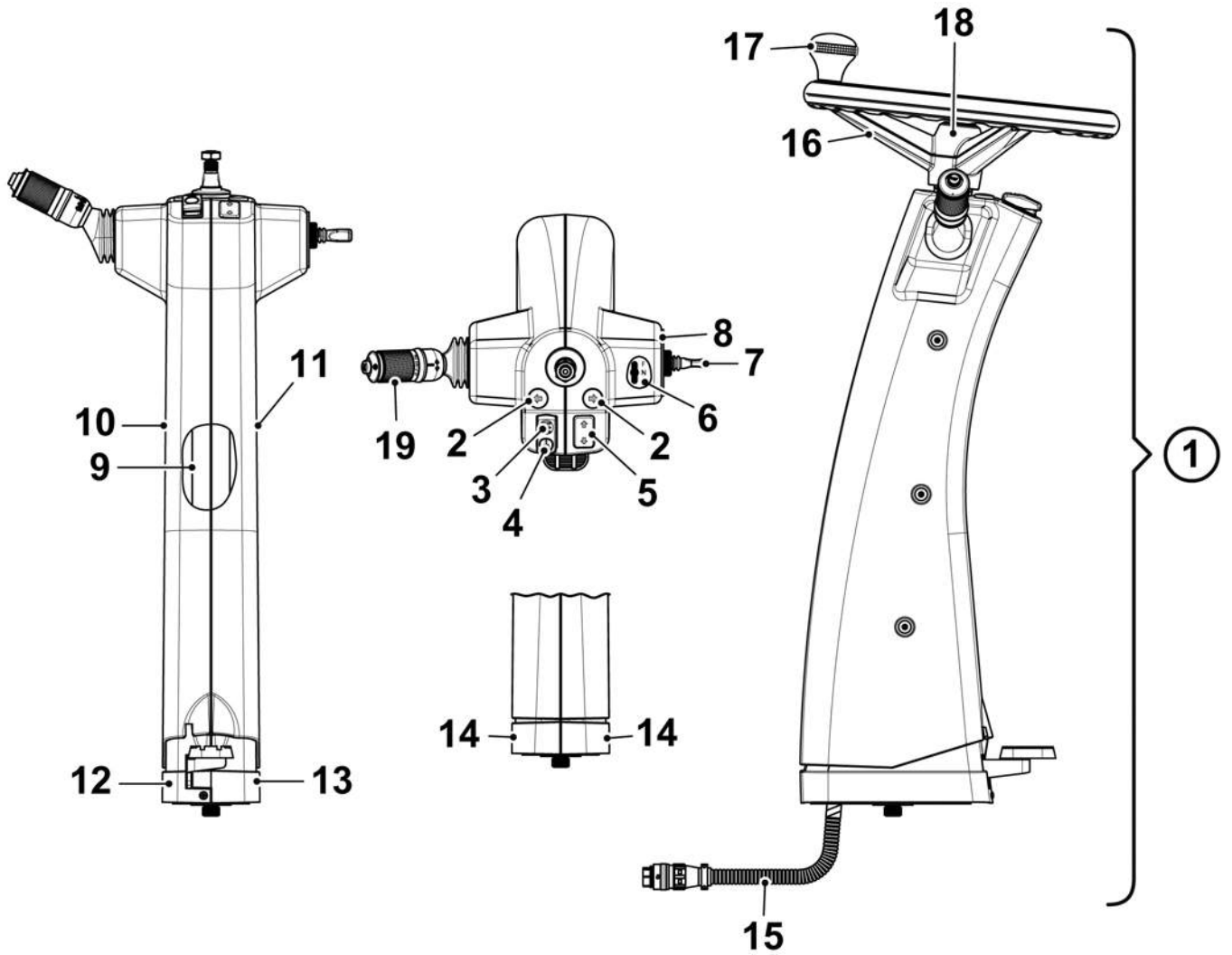
DFRE088800

TAV. **8.4**

Ed. 11/15 | Rev. 00

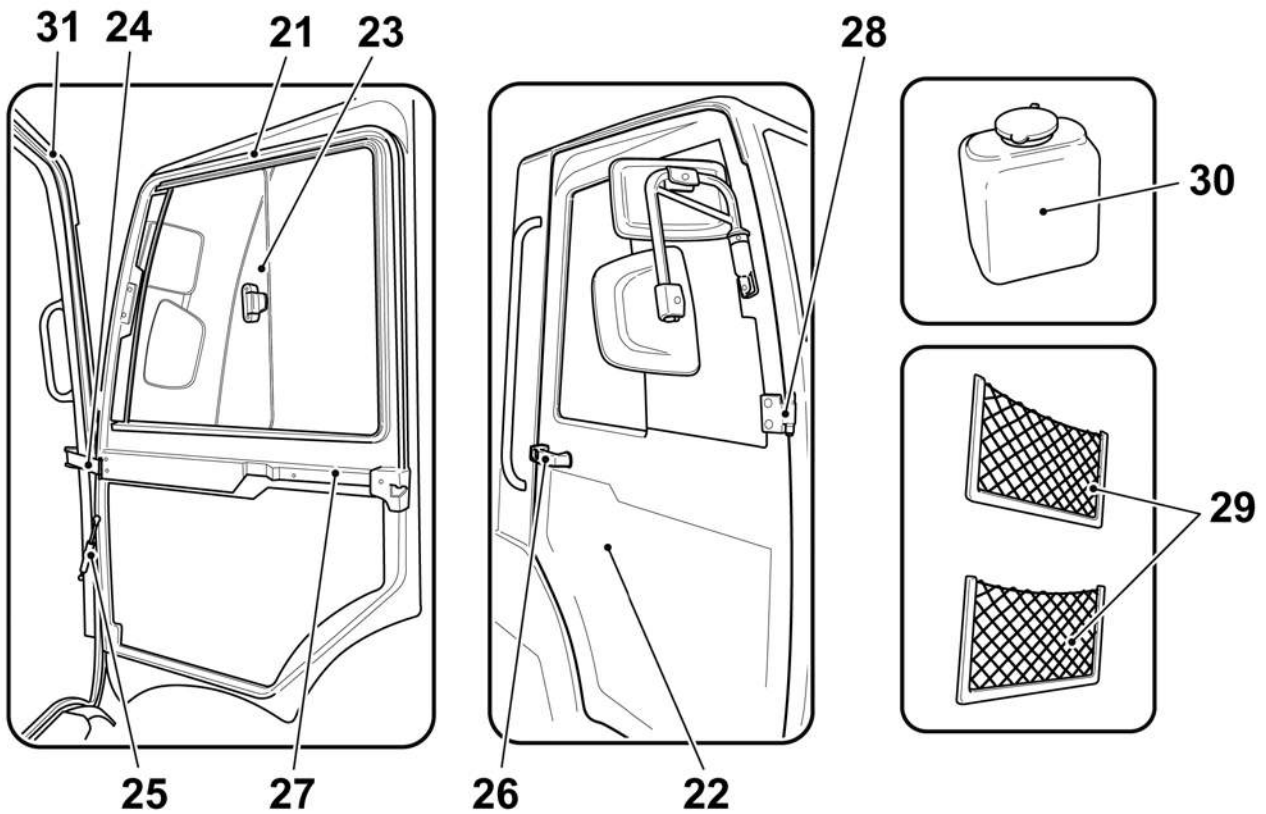
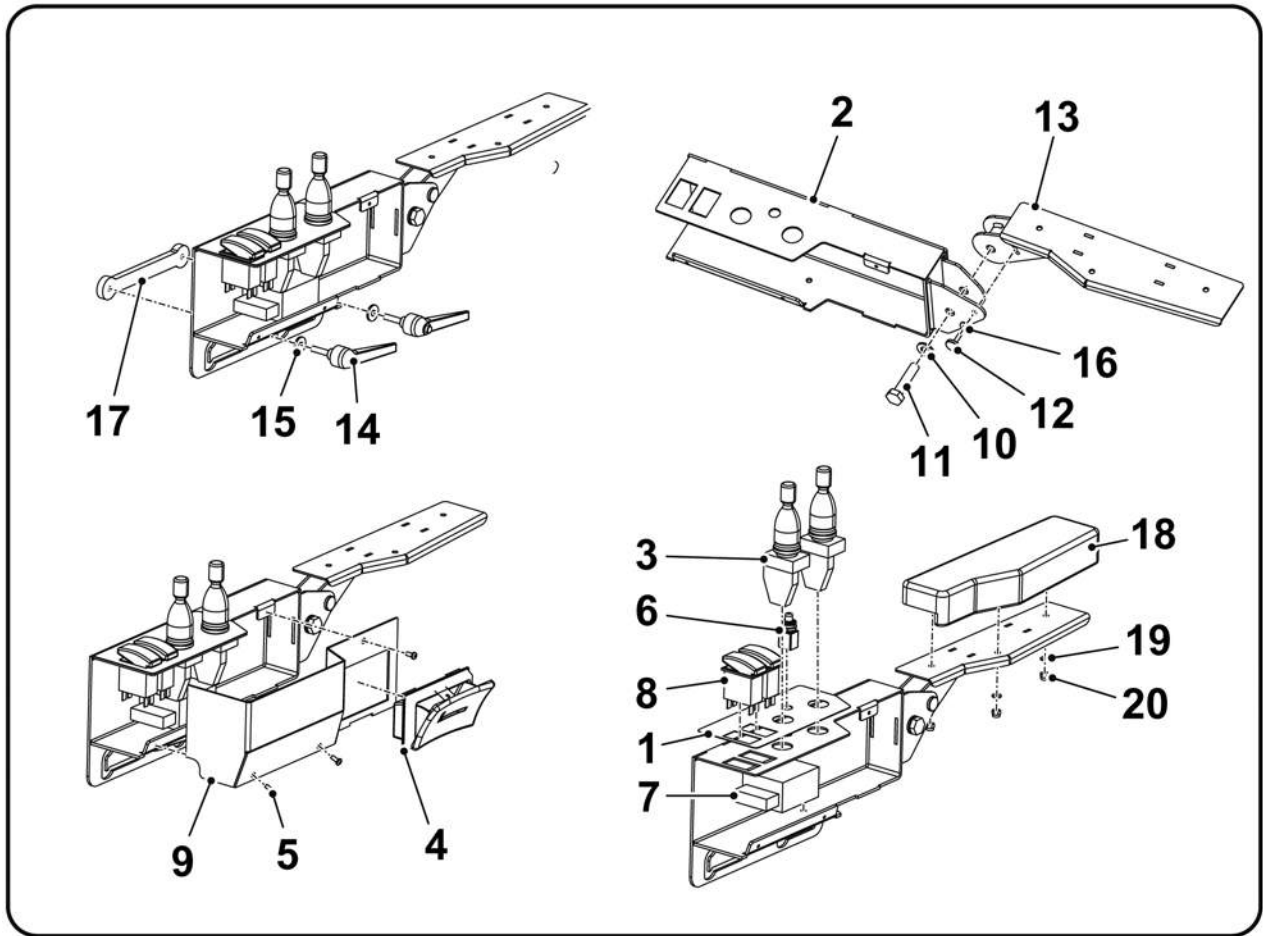


<i>N. Pos.</i>	<i>Cod.</i>	<i>Denominazione</i>	<i>Description</i>	<i>Q.ty</i>
1	4160017AWE	Assieme colonnetta	Column assy	1
2	E136200000	Spia	Pilot light	2
3	B615100000	Basculante	Balancing	1
4	B615300000	Tasto	Button	1
5	E136300000	Spia doppia	Double pilot light	1
6	B614200000	Targhetta avanti-indietro	Forward-Backward label	1
7	E136400000	Deviatore colonnetta	Column points man	1
8	B615400000	Piastrina	Plate	1
9	B614500000	Piantone	Column	1
10	B614600000	Carter Sx	L.H. Carter	1
11	B614700000	Carter Dx	R.H. Carter	1
12	B614800000	Protezione Sx	L.H. Protection	1
13	B614900000	Protezione Dx	R.H. Protecion	1
14	B615000000	Spugna insonorizzante	Insulating	2
15	E136500000	Cablaggio colonnetta	Column harness	1
16	C051100000	Volante D.380	D.380 Steering wheel	1
17	C052500000	Kit pomello	Knob kit	1
18	C051300000	Tappo volante	Steering cap	1
19	E136100000	Devio colonnetta	Column points man	1
20	F198700000	Lamiera Dx	R.H. Plate	1
	F198800000	Lamiera Sx	L.H. Plate	1
21	F198600000	Aletta parasole	Visor	2
22	F017M00000	Plafoniera	Ceiling lamp	1
23	E303400000	Presca 12V	12V Plug	1
24	C069100000	Sedile	Seat	1
25	C067300000	Cintura sicurezza con arrotolatore	Safety belt with roll up	1
26	F198900000	Cruscotto superiore	Upper carter	1



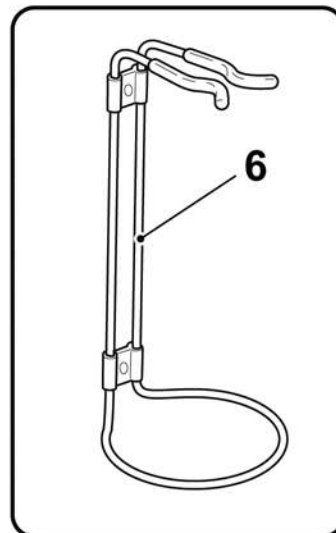
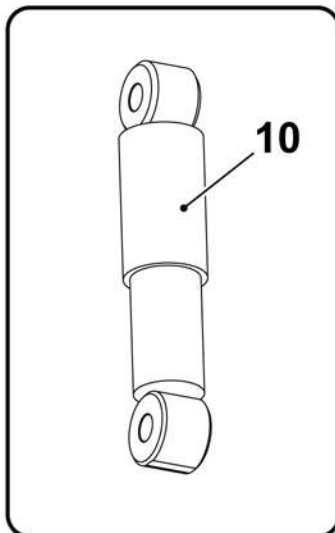
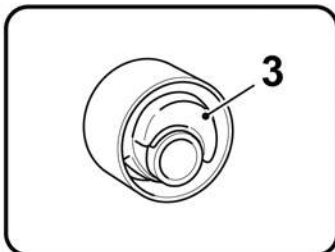
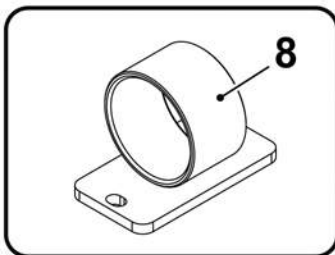
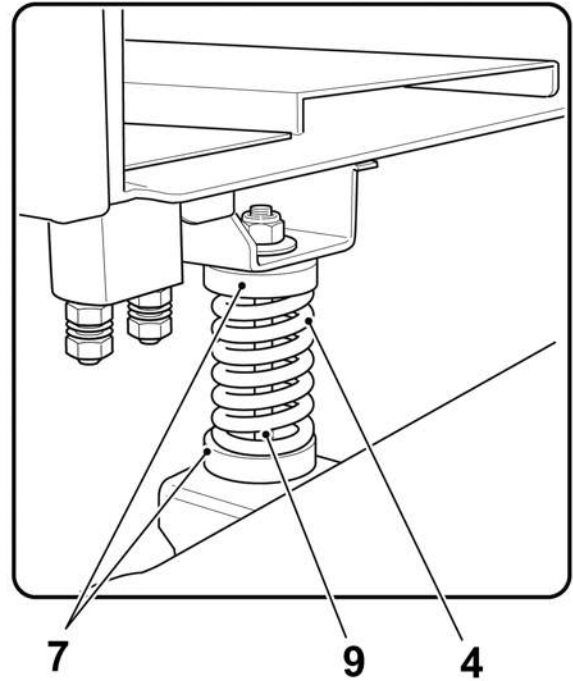
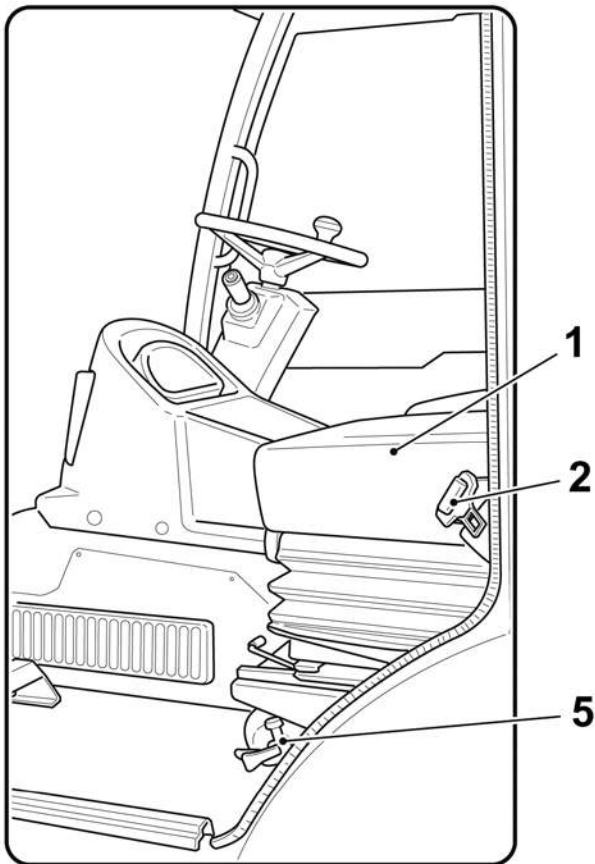
DFRE096300

N. Pos.	Cod.	Denominazione	Description	Q.ty
1	6120017DFA	Serigrafia bracciolo	Armrest serigraphy	1
2	6020017DFG	Struttura bracciolo	Armrest structure	1
3	E151500000	Joystick comando spazzola	Brush control joystick	2
4	F194300000	Porta cenere	Ashtray	1
5	A762904013	Vite	Screw	3
6	E143900000	Pulsantiera	Push button panel	1
7	E341700000	Centralina relais 12V	12V Relay central unit	1
8	E149900000	Interruttore aspiratore	Scution switch	2
9	6020017DFH	Carter bracciolo	Armrest carter	1
10	A893810000	Rosetta	Washer	1
11	A050410045	Vite	Screw	1
12	C046600000	Manopola M4x16	M4x16 Handle	1
13	6020017DFP	Estensione bracciolo	Armrest extension	1
14	C046500000	Maniglia a ripresa M6x25	M6x25 Handle	2
15	A900506000	Rondella	Washer	2
16	A900204000	Rondella	Washer	1
17	6020017DEZ	Flangia filettata	Flange	1
18	F01UX30000	Cuscino bracciolo guida Dx	R.H. armrest pillow	1
19	A890405000	Rosetta	Washer	3
20	AAA0505000	Dado autobloccante M5	M5 Lock nut	3
21	6020017DZZ	Portiera Dx	R.H. Door	1
	6020017EAA	Portiera Sx	L.H. Door	1
22	F199900000	Vetro porta Dx	R.H. Door glass	1
	F199910000	Vetro porta Sx	L.H. Door glass	1
23	F199920000	Assieme finestrino Dx	R.H. Slide glass assy	1
	F199930000	Assieme finestrino Sx	L.H. Slide glass assy	1
24	F061400000	Ferma porta cabina	Cab door fastener	2
25	D182700000	Molla GAS	GAS Spring	2
26	F199950000	Maniglia esterna portiera	External door handle	2
27	F191000000	Serratura Dx	R.H. Lock	1
	F191100000	Serratura Sx	L.H. Lock	1
28	F199940000	Cerniera	Hinge	4
29	F070700000	Porta documenti	Documents holder	2
30	F041700000	Vaschetta	Tank	1
31	F19C100000	Guarnizione	Gasket	9,50 m



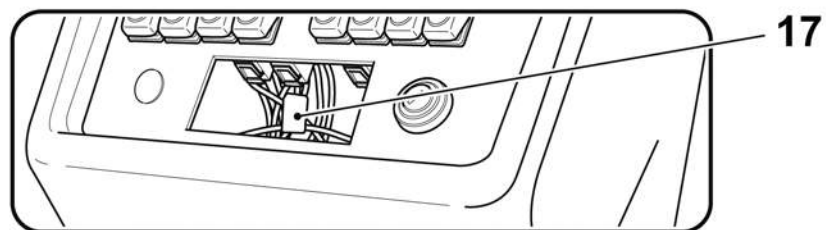
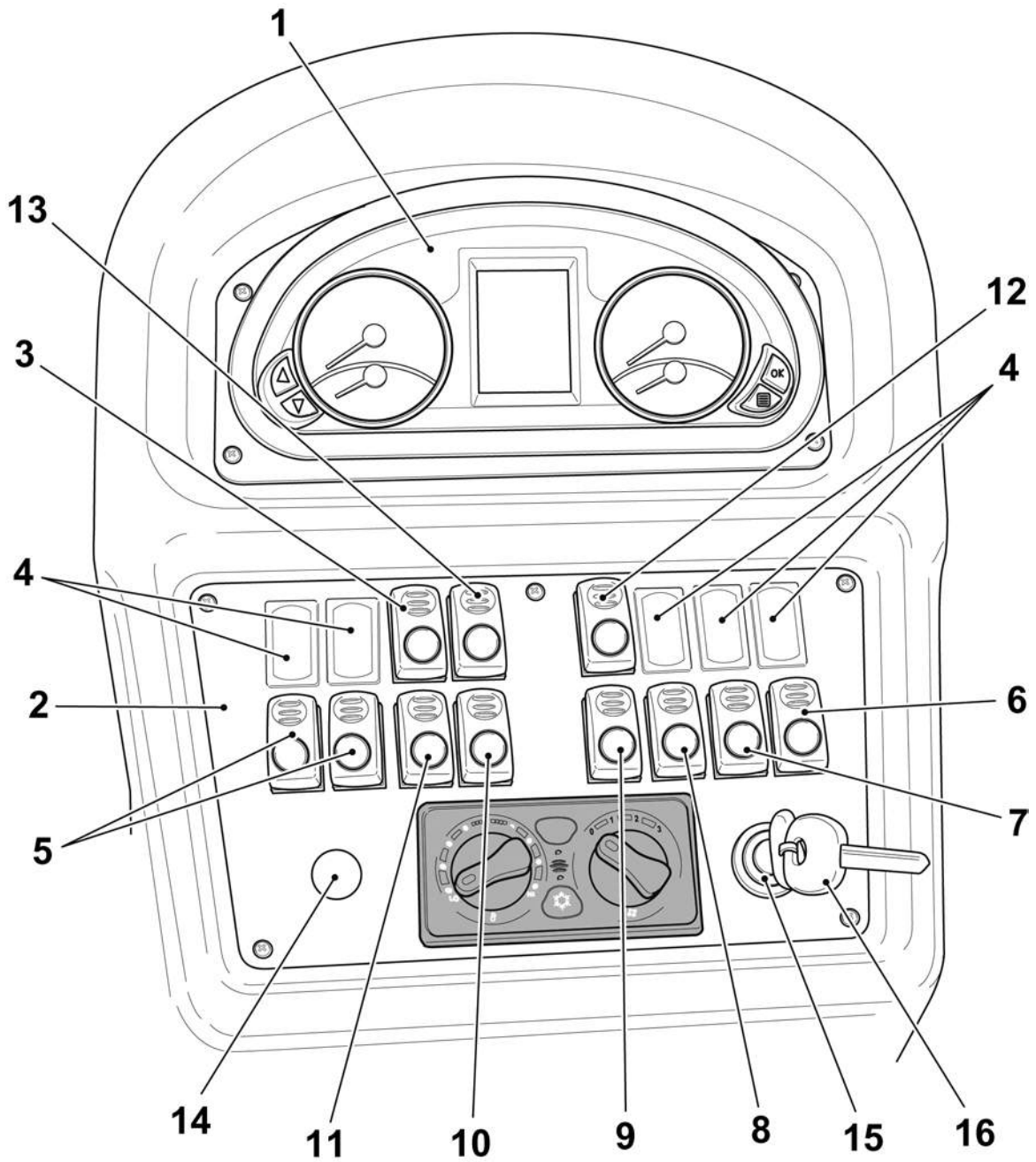
DFRE089000

N. Pos.	Cod.	Denominazione	Description	Q.ty
1	C069800000	Sedile	Seat	1
2	C067300000	Cintura sicurezza	Safety belt	1
3	C077600000	Antivibrante cabina con arrotolatore	Cab shock absorber with roll up	1
4	6210042928	Molla	Spring	2
5	B650100000	Estintore 2Kg	2Kg Extinguisher	1
6	B650200000	Supporto estintore B650100000	B650100000 Extinguisher support	1
7	C077700000	Antivibrante	Shock absorber	2
8	6020017CKC	Supporto antivibrante	Shock absorber support	2
9	6260017DTP	Vite L=120	L=120 Screw	2
10	6000043806	Ammortizzatore cabina	Shock absorber cab	2



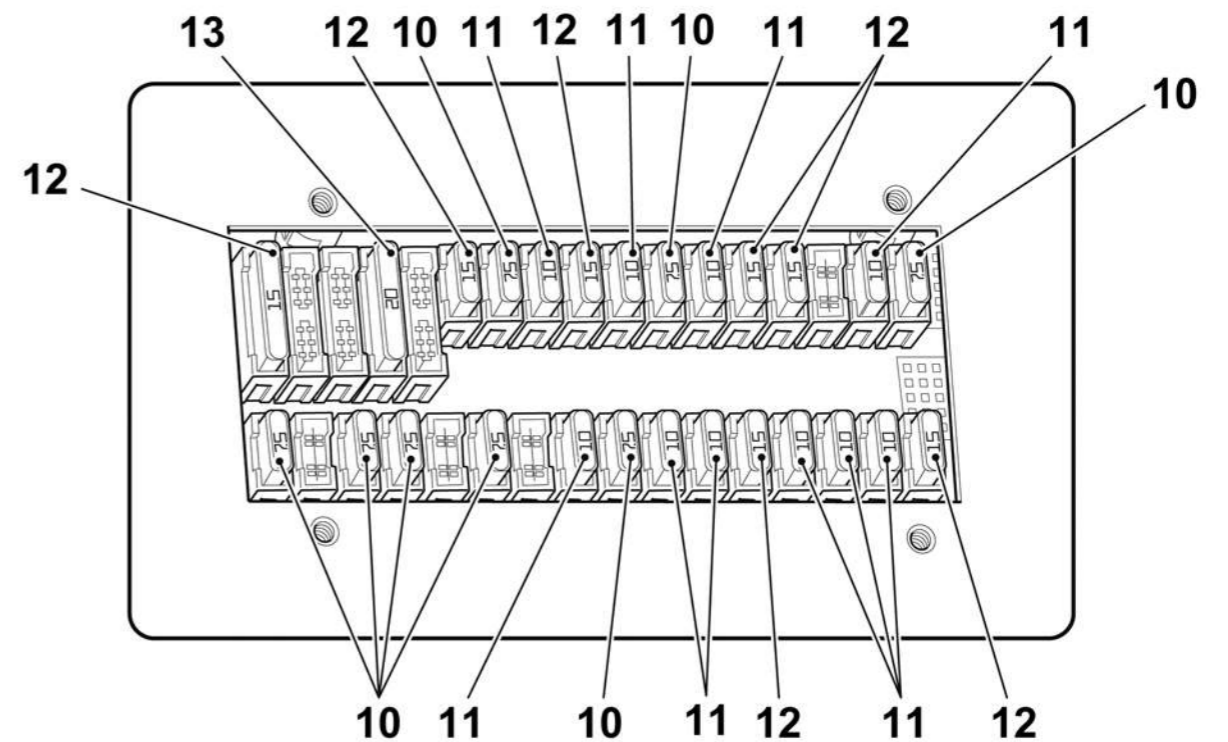
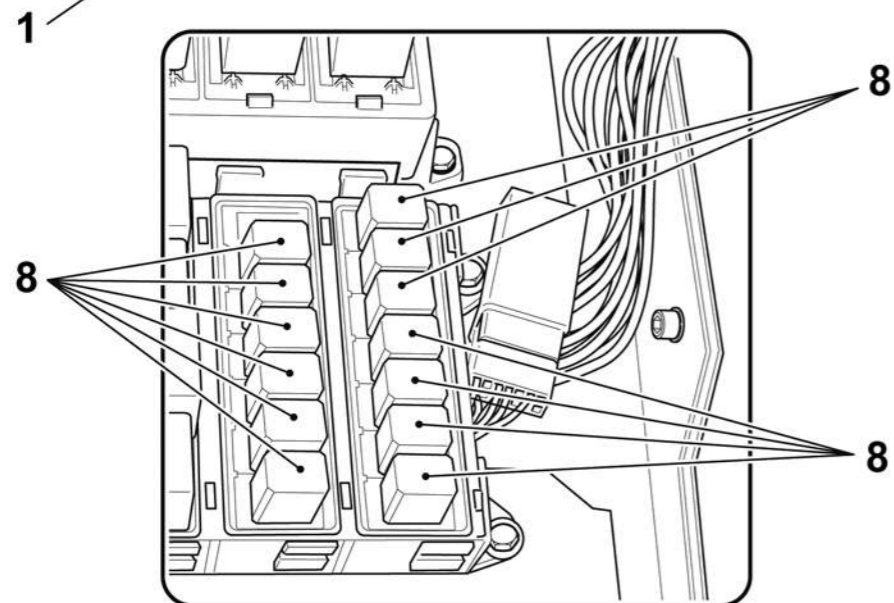
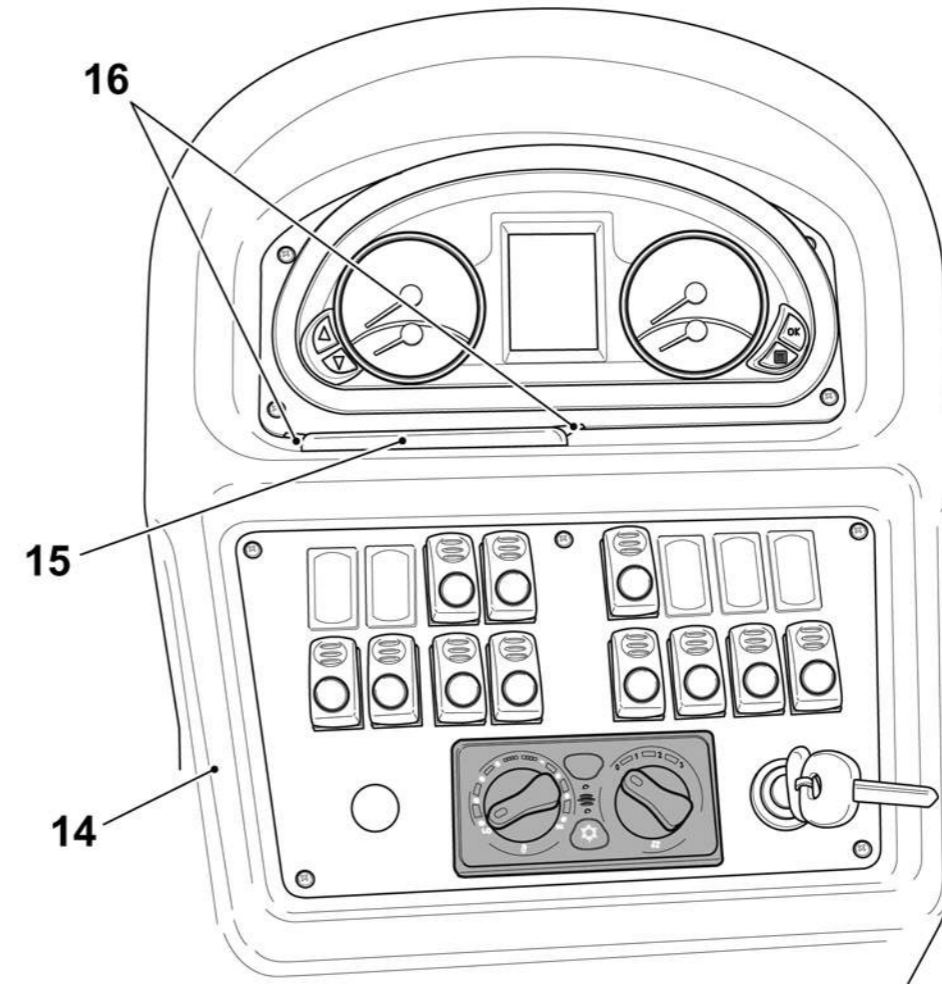
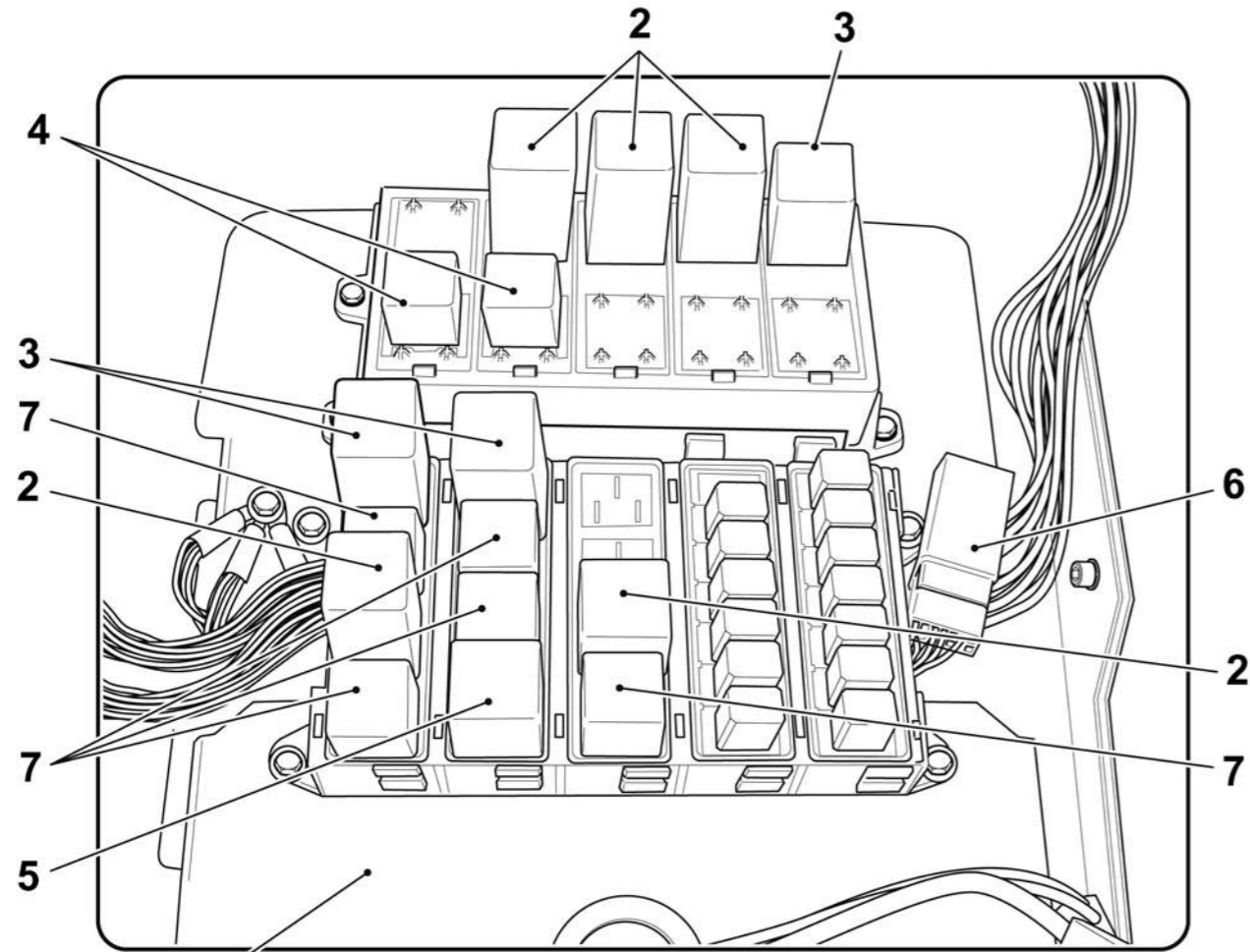
DFRE089100

N. Pos.	Cod.	Denominazione	Description	Q.ty
1	4160017ELD	Strumento 12V	12V Device	1
2	6020017CNJ	Plancia	Dashboard	1
3	E149900000	Interruttore aspiratore	Suction swtich	1
4	E148600000	Tappo interruttore	Switch cap	5
5	E14P800000	Comando S.1400 uscita spazzole	S.1400 Brushes swtich	2
6	E14P200000	Comando S.1400 luci	S.1400 Lights swtich	1
7	E14P300000	Comando S.1400 faro lavoro	S.1400 Working light swtich	1
8	E14P400000	Comando S.1400 girofaro	S.1400 Rotating light swtich	1
9	E14A600000	Interruttore retronebbia	Fog light switch	1
10	E14P600000	Comando S.1400 pompa HP	S.1400 HP Pump switch	1
11	E14P700000	Comando S.1400 pompa H2O	S.1400 H2O Pump swtich	1
12	E14A800000	Interruttore warning	Warning switch	1
13	E14P500000	Comando S.1400 scuotifiltro	S.1400 Filter shacker swtich	1
14	C11C000000	Tappo	Cap	1
15	E156100000	Quadro avviamento	Starting block	1
16	E165100000	Chiave per E156100000	E156100000 Key	1
17	4160017AWX	Cablaggio plancia comandi	Controls dashboard harness	1

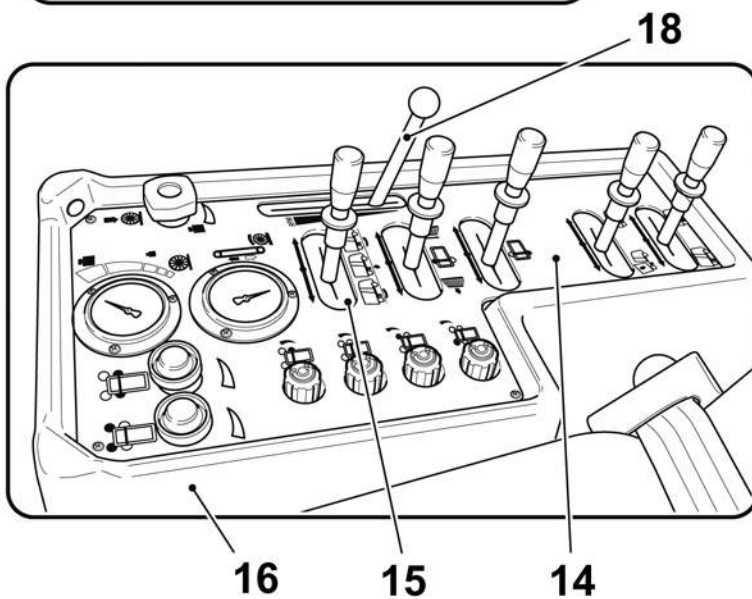
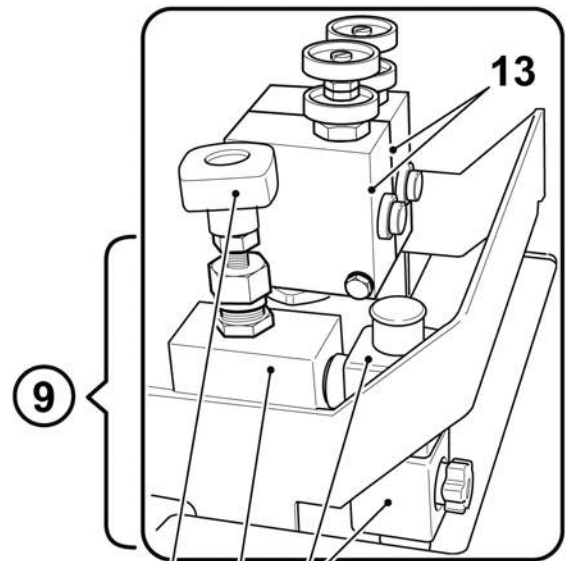
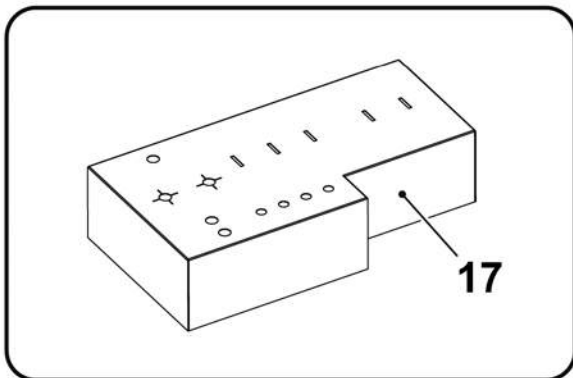
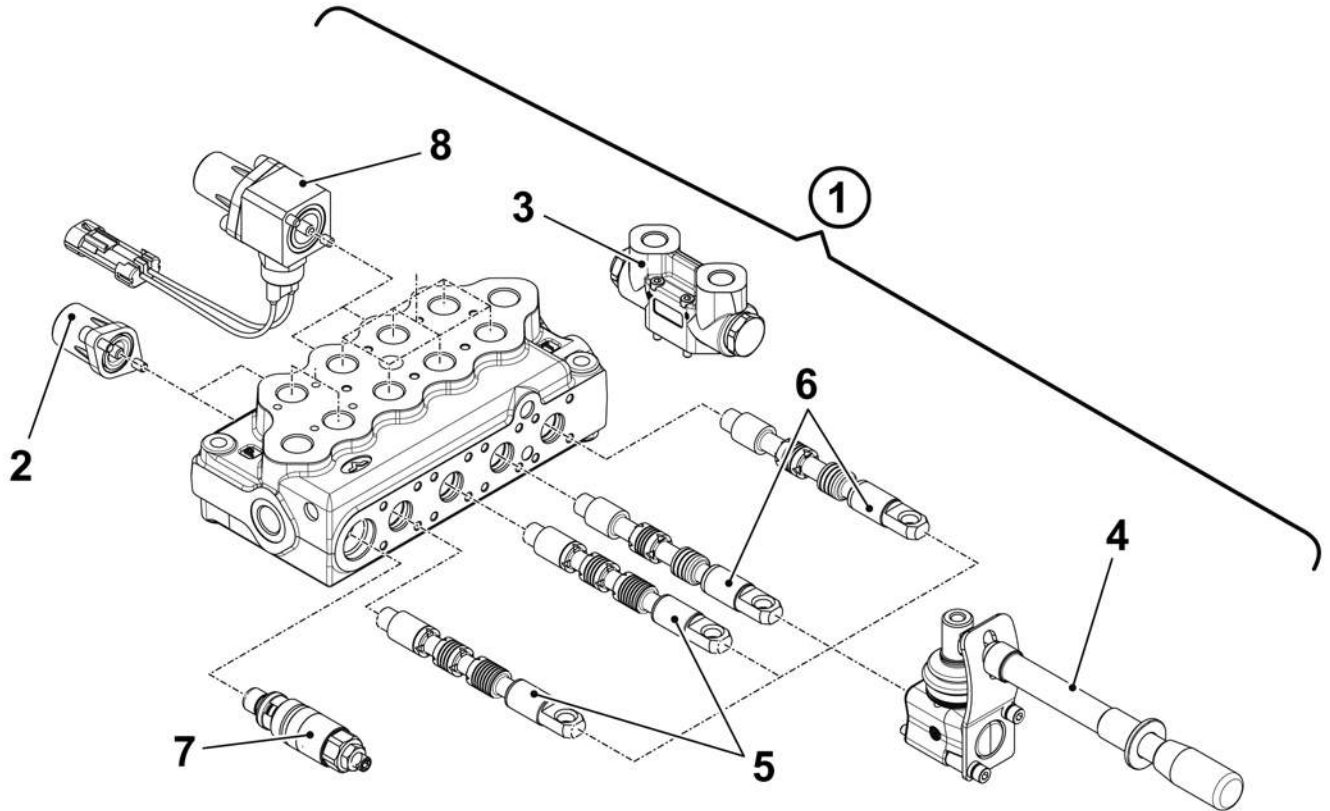


DFRE094500

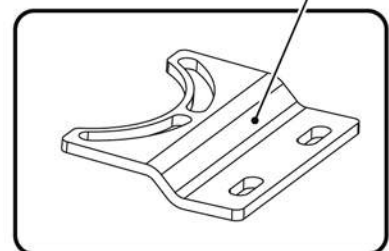
<i>N. Pos.</i>	<i>Cod.</i>	<i>Denominazione</i>	<i>Description</i>	<i>Q.ty</i>
1	6020017AXR	Lamiera portacomponenti elettrici	Electricals components plate	1
2	E336000000	Relè 12V 5A	12V 5A Relay	5
3	E335400000	Relè 12V	12V Relay	3
4	E338500000	Relè 12 V 70A	70A 12V Relay	2
5	E181700000	Intermittenza 12V	Electronic	1
6	E180900000	Temporizzatore tergi12V	12V Winder timer	1
7	E336900000	Relè 12V	12V Relay	5
8	E338900000	Relè 12V	12V Relay	13
9	4160046NEG	Scheda elettronica fusibili	Fuses electronic card	1
10	E022800000	Fusibile 7,5A	7,5A Fuse	7
11	E023000000	Fusibile 10A	10A Fuse	11
12	E025000000	Fusibile 15A	15A Fuse	7
13	E023200000	Fusibile 20A	20A Fuse	1
14	6100017EKZ	Supporto plancia	Dashboard support	1
15	6100017EBJ	Coperchio fusibili	Fuses cover	1
16	D928400000	Inserto a leva	Insert lever screw	2



N. Pos.	Cod.	Denominazione	Description	Q.ty
1	6480017CKV	Distributore 4 leve	4 levers distributor	1
		Formato da:	● Comprised of: ●	
2	D71A800000	Kit comando per distributore	● Distributor control kit ●	2
3	D71A100000	Valvola ritegno singolo	● Check valve ●	1
4	D714800000	Kit leve distributore	● Distributor lever kit ●	4
5	D71B3A0000	Cursore	● Cursor ●	2
6	D71E200000	Cursore	● Cursor ●	2
7	D71E400000	Kit valvola	● Valve kit ●	1
8	D71E300000	Kit comando distributore	● Distributor control kit ●	2
9	6480017CMW	Valvola sollevamento spazzola centrale	Main brush lifting valve	1
		Formato da:	○ Comprised of: ○	
10	D695300000	Solenoide 12V	○ 12V Solenoid ○	2
11	D699700000	Collettore	○ Collector ○	1
12	D71C400000	Valvola di massima	○ Max valve ○	1
13	6480017CKU	Valvola prioritaria	Priority valve	2
14	6020017DUZ	Lamiera plancia distributori	Distributors board plate	1
15	6170017DRQ	Pannello fonoassorbente	Insulating panel	1
16	6100017CSV	Plancia distributori	Distributors board	1
17	6110017DNZ	Cuffia protezione distributore	Distributors casing protection	1
18	D161700000	Leva acceleratore a mano	Handle accelerator lever	1
19	6020017EJA	Supporto leva	Lever support	1

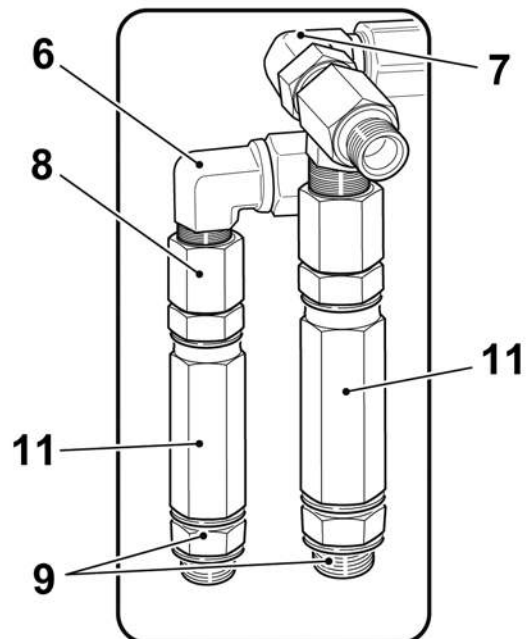
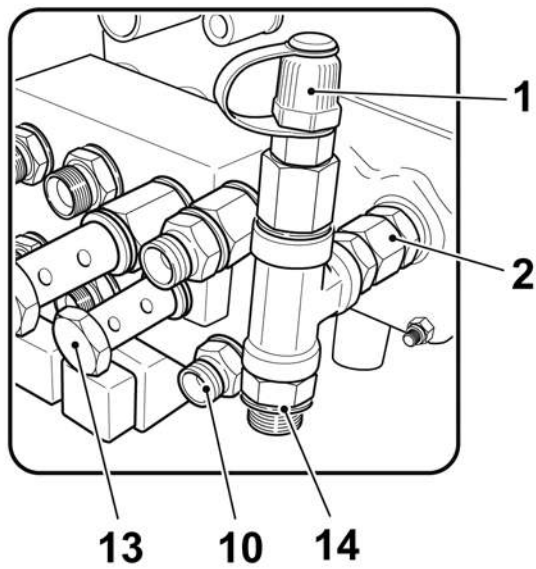
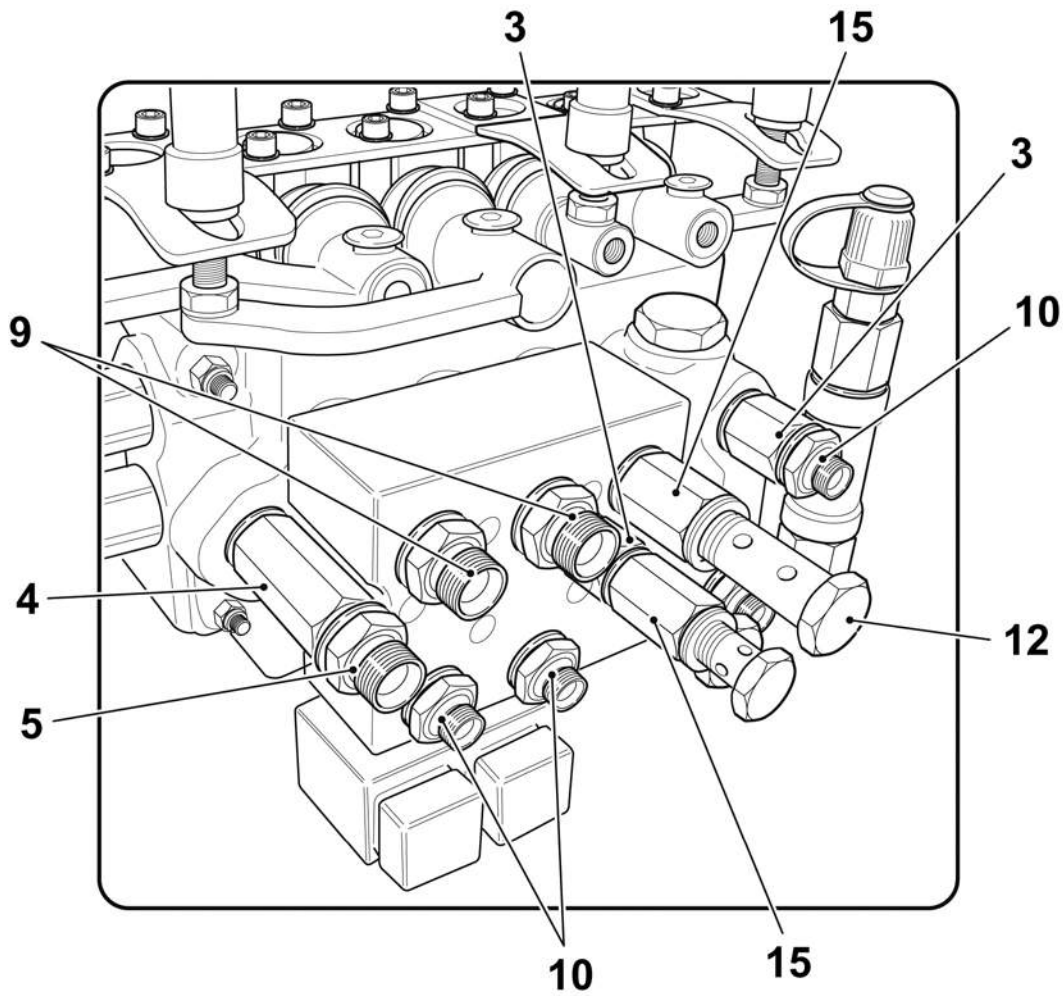


12 11 10 19

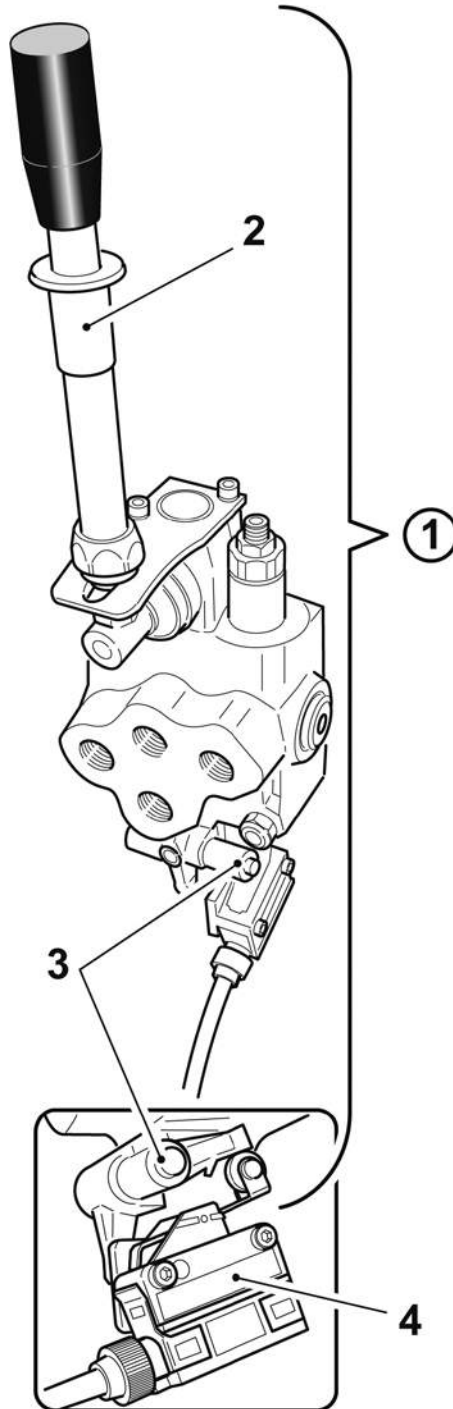


DFRE094700

N. Pos.	Cod.	Denominazione	Description	Q.ty
1	DAT2900000	Presa pressione 1/4"	1/4" Pressure intake	1
2	D412100000	Girello M/F 3/8"	3/8" M/F Rotating fitting	1
3	D471200000	Colonna M/F 3/8" L.20	L.20 M/F 3/8" Stud bolt	2
4	D474400000	Collonnetta M/F 3/8" L.50	L.50 M/F 3/8" Stud bolt	1
5	D450300000	Nipples 1/2"-3/8"	1/2" – 3/8" Nipple	1
6	D403400000	Curva M/M 3/8" A 90°	M/M 3/8" 90° Curve	1
7	D421400000	Curva 90° M/F	90° M/F Curve	1
8	D412100000	Girello M/F 3/8"	M/F 3/8" Rotating fitting	2
9	D452300000	Nipples 3/8"	3/8" Nipple	3
10	D450800000	Nipples 3/8"-1/4"	3/8" – 1/4" Nipple	4
11	D68B500000	Valvola	Valve	2
12	D502900000	Bullone forato doppio 3/8"	3/8" Double banjo bolt	1
13	D501400000	Bullone forato 1/4"	1/4" Banjo bolt	1
14	D452000000	Nipples 1/2"	1/2" Nipple	1
15	D472800000	Colonna M/F 1/2" L.30	M/F 1/2" L.30 Stud bolt	2




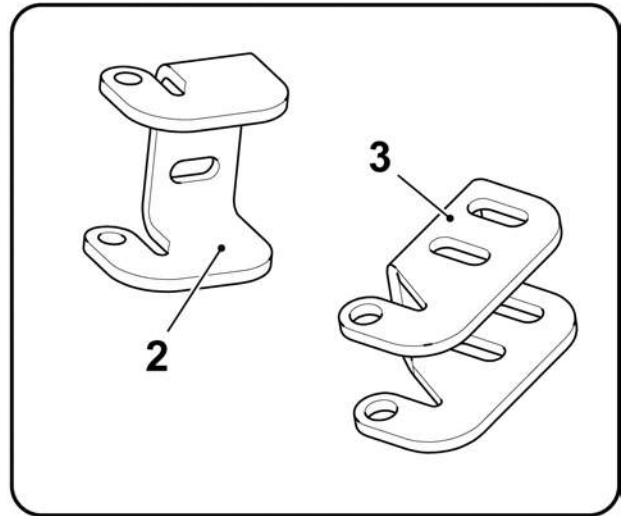
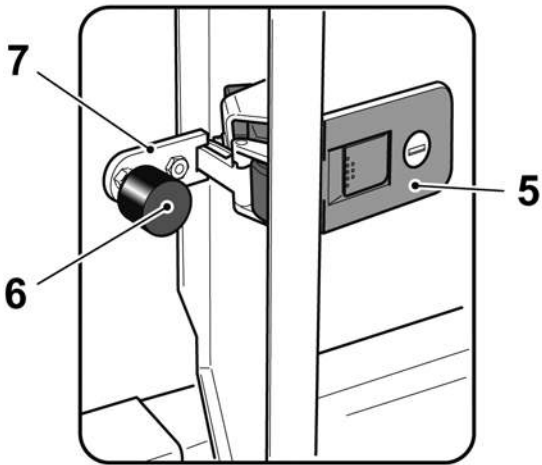
DFRE089500



DFRE089600

Gruppo - *Group* 9

N. Pos.	Cod.	Denominazione	Description	Q.ty
1	6020017CZW	Profilo parafrangente posteriore	Rear splash guard profile	2
2	6020017DEY	Supporto inferiore sportello (sino a matricola 204VM00010)	Door lower support (until s/n 204VM00010)	2
3	6020017DDA	Orecchia superiore sportello Dx (sino a matricola 204VM00010)	Upper Hinge R.H.door (until s/n 204VM00010)	1
	6020017DFQ	Orecchia superiore sportello Sx (sino a matricola 204VM00010)	Upper Hinge L.H.door (until s/n 204VM00010)	1
4	6020017DLT	Sportello laterale Dx	R.H. Side door	1
	6020017DLY	Sportello laterale Sx	L.H. Side door	1
5	D927600000	Chiusura sportello	Door lock	2
6	C071925020	Antivibrante	Shock absorber	2
7	6020016392	Battente chiusura	Swing door	2



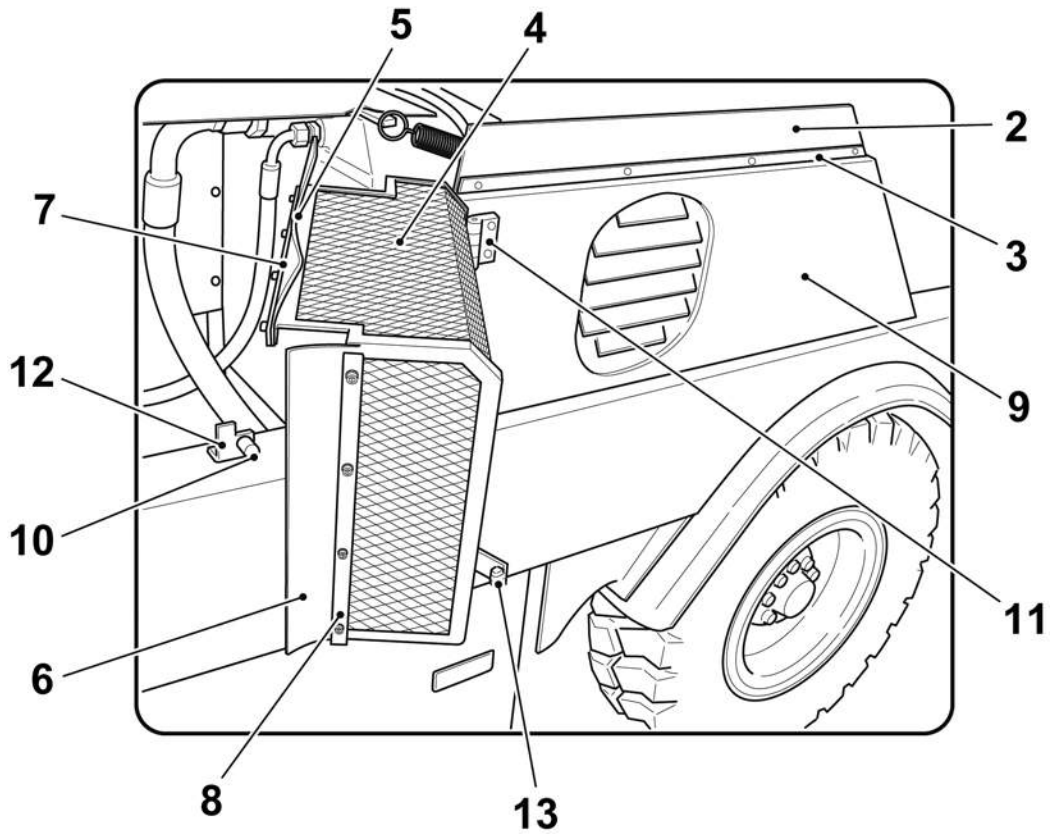
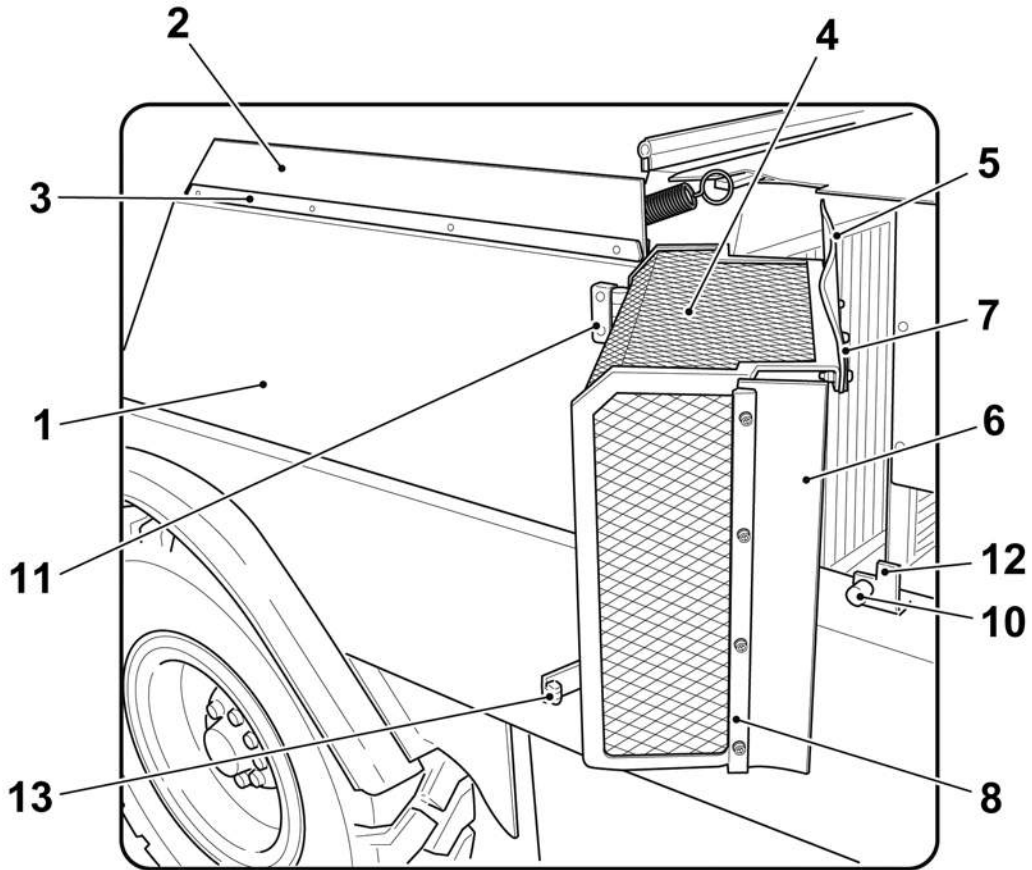
DFRE094200

TAV. **9.1.1**

Ed. 11/15 | Rev. 00

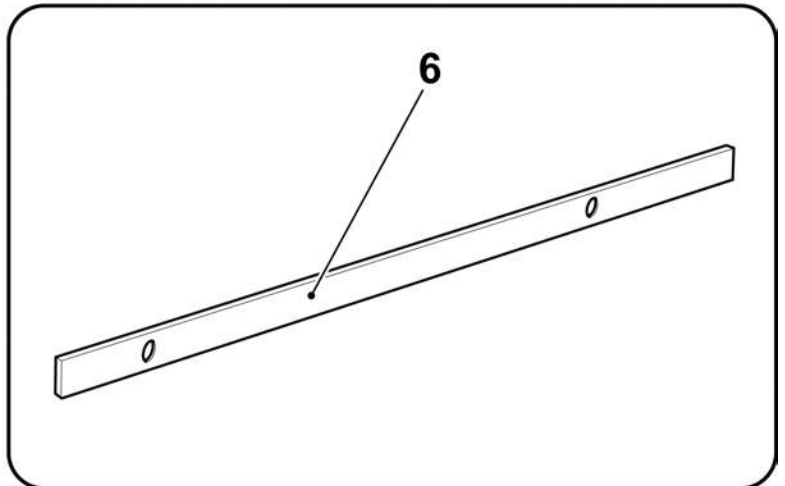
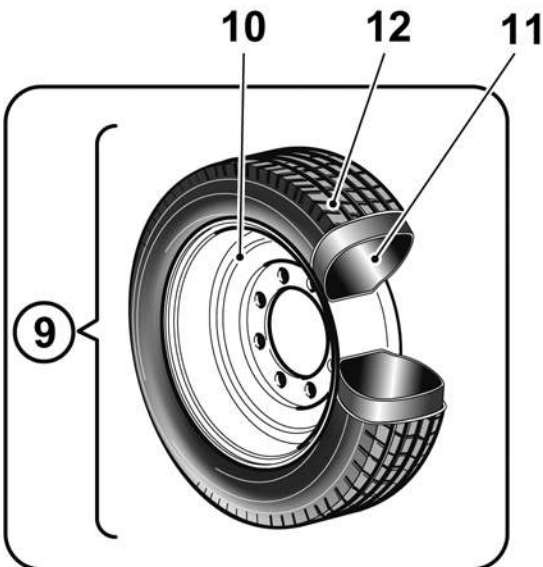
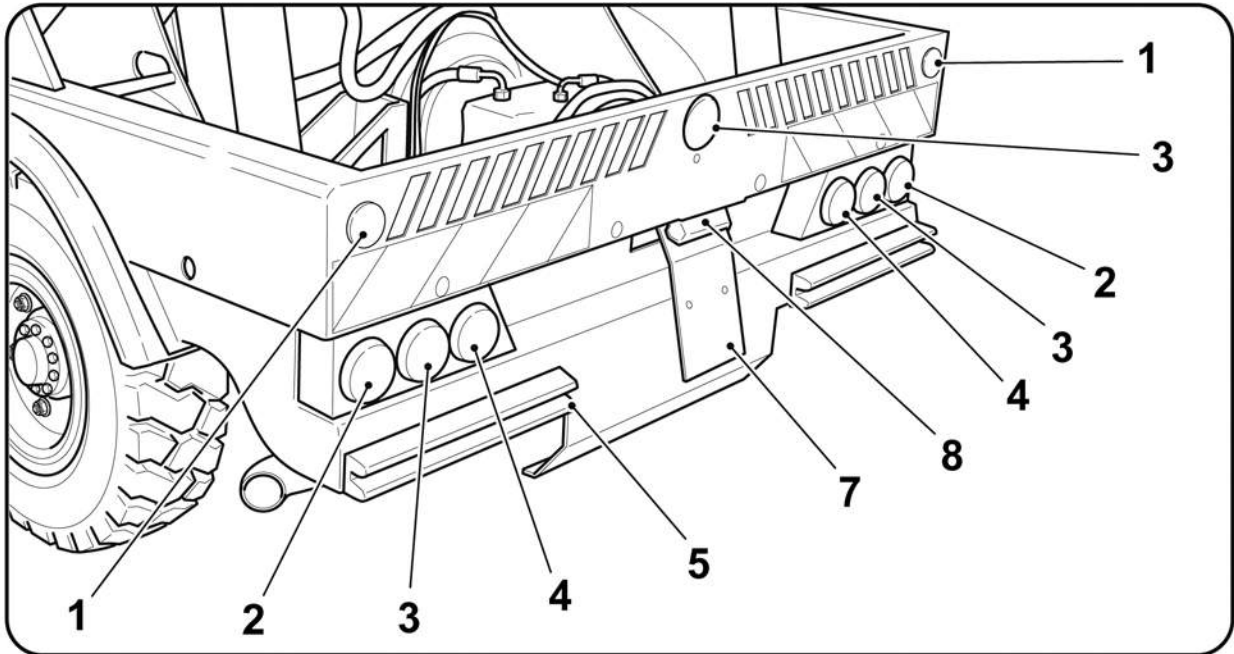


N. Pos.	Cod.	Denominazione	Description	Q.ty
1	6100017BYA	Cofanatura Dx	R.H. Bonnet	1
2	6110017DYE	Guarnizione laterale	Side gasket	2
3	6020017DYF	Piatto	Plate	2
4	6100017DTK	Sportello rete Dx	R.H. Door grid	1
	6100017DTG	Sportello rete Sx	L.H. Door grid	1
5	6110017DTL	Guarnizione superiore	Upper gasket	2
6	6110017DTM	Guarnizione laterale	Side gasket	2
7	6020017EPA	Piatto	Piatto	2
8	6020017EPB	Piatto	Plate	2
9	6100017BXX	Cofanatura Sx	L.H. Bonnet	1
10	C076815015	Antivibrante	Shock absorber	2
11	D924400000	Cerniera D.70x50	D.70x50 Hinge	4
12	6020017DSV	Gancio Dx	R.H. Hook	1
	6020017DSU	Gancio Sx	L.H. Hook	1
13	D925800000	Chiusura	Locking	2



DFRE094300

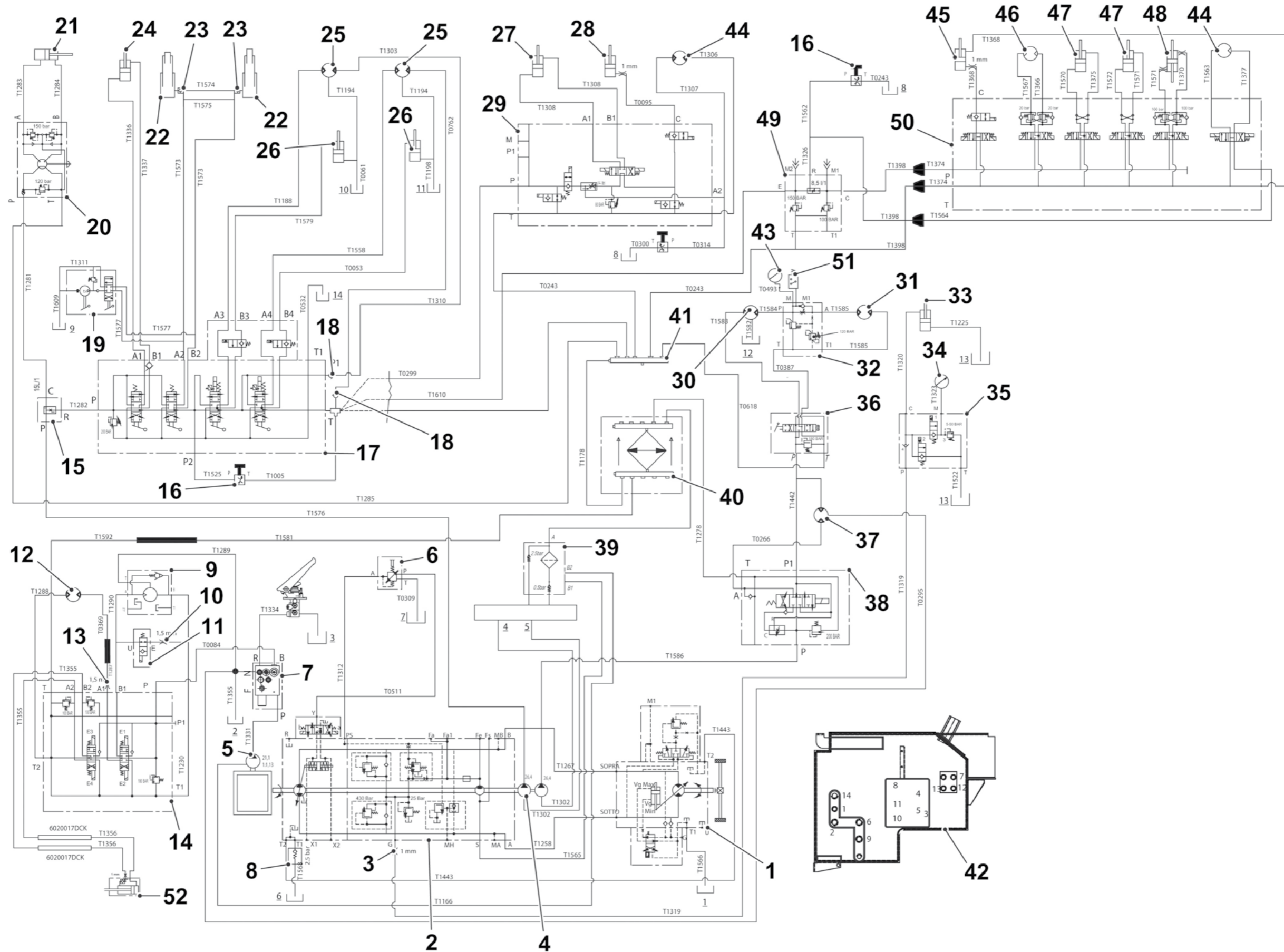
N. Pos.	Cod.	Denominazione	Description	Q.ty
1	E200400000	Catadiottro	Deflector	2
2	E114300000	Freccia posteriore	Rear arrow indicator	2
3	E113800000	Fanale stop+posizione	Stop+position light	3
4	E115600000	Fanale retromarcia	Reverse motion light	2
5	6110017DAH	Gomma paracolpi posteriore	Rear rubber boom per	2
6	6020020CAE	Piatto per gomma	Rubber plate	2
7	6020017DPY	Porta targa (sino a matricola 204VM00010)	Plate number (until to s/n 204VM00010)	1
	6020110974	Porta targa (da matricola 204VM00011)	Plate number (from s/n 204VM00011)	1
8	E113700000	Luce targa	Plate number light	1
9	C247000000	Ruota pneumatica completa	Pneumatic tyre assy	4
		Formato da: ●	Comprised of: ●	
	C245100000	Ruota superelastica completa	Superelastic tyre assy	4
		Formato da: ○	Comprised of: ○	
10	C261600000	Cerchio ruota ● ○	Rim ● ○	4
11	C272100000	Camera d'aria ●	Inner tube ●	4
12	C277000000	Pneumatico ●	Pneumatic tyre ●	4
	C243200000	Anello superelastico ○	Superelastic ring ○	4



DFRE082300

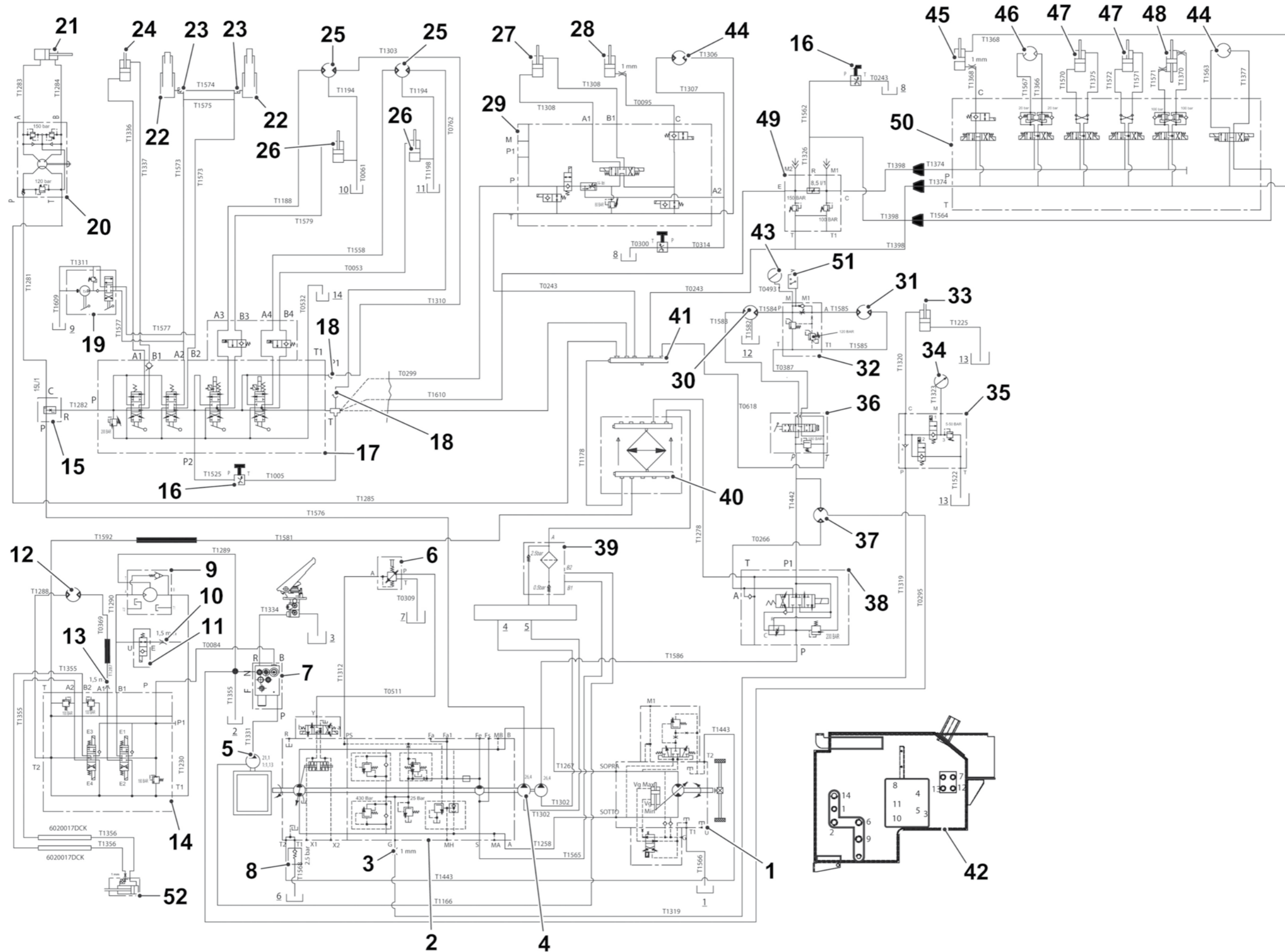
Gruppo - *Group* 10

N. Pos.	Cod.	Denominazione	Description	Q.ty
1	D66Q600000	Motore idraulico	Hydraulic motor	1
2	D75BQ00000	Pompa idraulica	Hydraulic pump	1
3	6440017CTH	Nipples 1/4"	1/4" Nipple	1
4	D75T000000	Pompa idraulica	Hydraulic pump	1
5	D75R000000	Pompa idraulica	Hydraulic pump	1
6	D75S100000	Pedipolatore	Pedipolator	1
7	D68N300000	Valvola	Valve	1
8	D68G900000	Valvola unidirezionale	Unidirectional valve	1
9	D66V700000	Motore idraulico	Hydraulic motor	1
10	6160017EMK	Strozzatore	Throttling	1
11	6480017CKT	Valvola 2 velocità	2 Speed valve	1
12	D66D600000	Motore idraulico	Hydraulic motor	1
13	6160017DMX	Strozzatore	Throttling	1
14	6480017CKS	Blocco idraulico	Hydraulic bloc	1
	6480017DHR	Blocco ventola scuotifiltro e portello (Opt)	Door and filter shacker fan bloc (Opt)	1
15	D68N700000	Valvola prioritaria	Priorità valve	1
16	6480017CKU	Valvola	Valve	2
17	6480017CKV	Blocco servizi	Services bloc	1
18	D68B500000	Valvola unidirezionale	Unidirectional valve	2
19	D75QJ000000	Pompa manuale	Manual pump	1
20	D113700000	Idroguida	Power steering box	1
21	5260016031	Cilindro sterzo assale	Steering axle cylinder	1
22	4260010611	Cilindro sollevamento contenitore	Waste container lifting cylinder	2
23	D689700000	Valvola	Valve	2
24	4260010494	Cilindro portello contenitore	Waste container door cylinder	1
25	D663000000	Motore idraulico	Hydraulic motor	2
26	4260017AUZ	Cilindro sollevamento spazzola laterale	Side brush lift cylinder	2
27	5260017DHP	Cilindro traslazione terza spazzola (Opt)	Third brush sliding cylinder (Opt)	1
28	4260010306	Cilindro sollevamento terza spazzola (Opt)	Third brush lifting cylinder (Opt)	1
29	6480017CKY	Blocco terza spazzola solo Dx	Third brush R.H. only bloc	1
30	D66F900000	Motore idraulico	Hydraulic bloc	1
31	D66C000000	Motore idraulico	Hydraulic motor	1
32	D68F100000	Blocco trasporto	Conveyor bloc	1
33	4260017DUF	Cilindro sollevamento spazzola centrale	Main brush lifting cylinder	1
34	E041462000	Manometro	Manometer	1
35	6480017CMW	Valvola sollevamento	Lifting valve	1
36	D716400000	Distributore	Distributor	1
37	D75AF00000	Pompa A.P. (Opt)	H.P. Pump (Opt)	1
38	6480017CKX	Blocco pompa A.P. (Opt)	H.P. Pump bloc (Opt)	1
39	D73X200000	Filtro olio	Oil filter	1
40	6360017AZX	Radiatore olio	Oil radiator	1



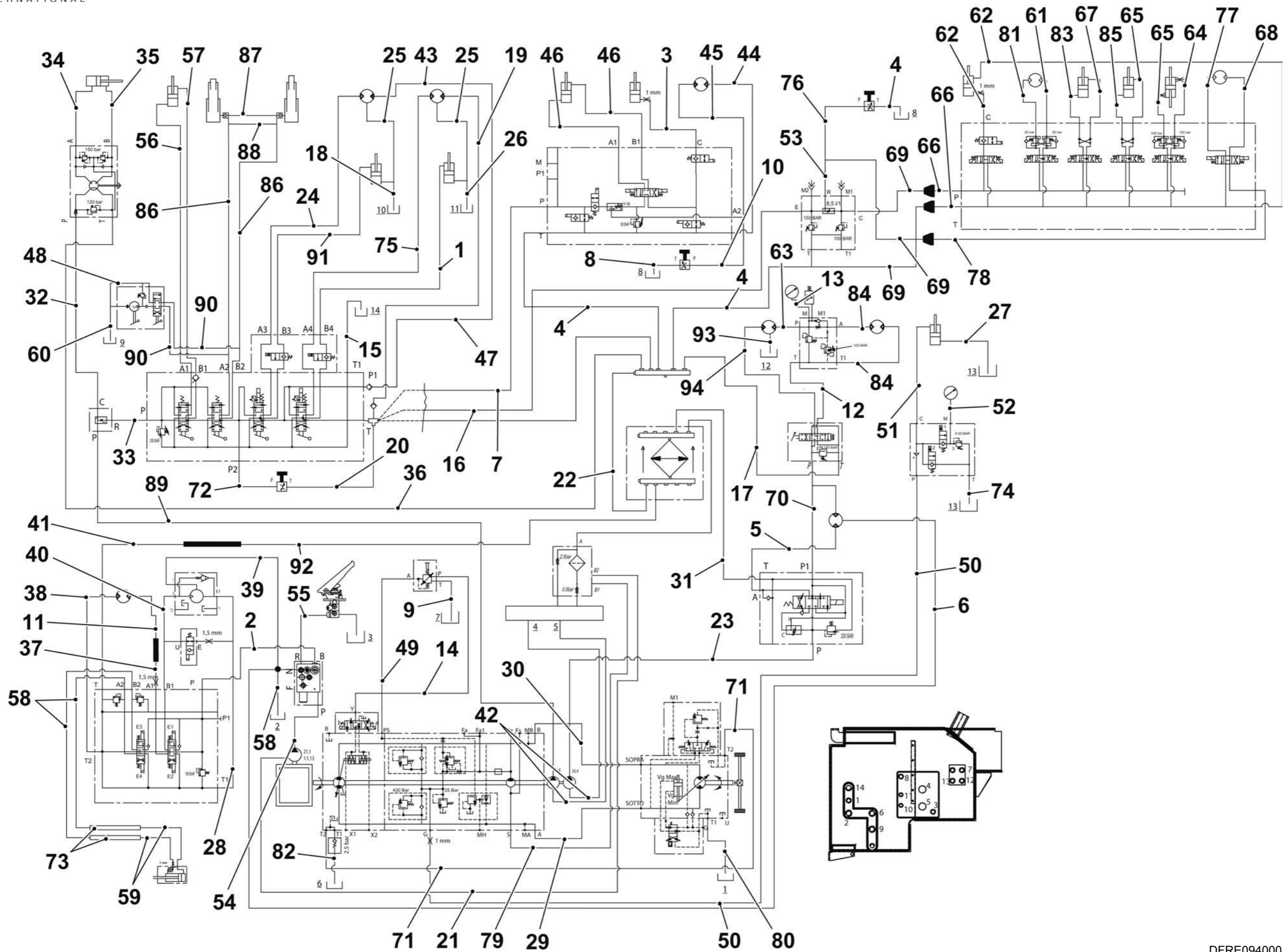
DFRE093900

<i>N. Pos.</i>	<i>Cod.</i>	<i>Denominazione</i>	<i>Description</i>	<i>Q.ty</i>
41	D320500000	Collettore olio	Oil collector	1
42	6020017EKJ	Serbatoio olio	Oil tank	1
43	E042900000	Manometro	Manometer	1
44	D66Q800000	Motore idraulico	Hydraulic motor	2
45	4260017DWX	Cilindro terza spazzola (Opt)	Third brush cylinder (Opt)	1
46	D665700000	Motore idraulico (Opt)	Hydraulic motor (Opt)	1
47	5260041513	Cilindro terza (Opt)	The third cylinder (Opt)	2
48	5260042363	Cilindro idraulico terza spazzola (Opt)	Third brush hydraulic cylinder (Opt)	1
49	D68F300000	Valvola (Opt)	Valve (Opt)	1
50	6480017DHH	Blocco terza spazzola (Opt)	Third brush bloc (Opt)	1
51	E390200000	Pressostato 1/4"	1/4" Pressostat	1
52	5260046KNP	Cilindro apertura sportello (Opt)	Door opening cylinder (Opt)	1



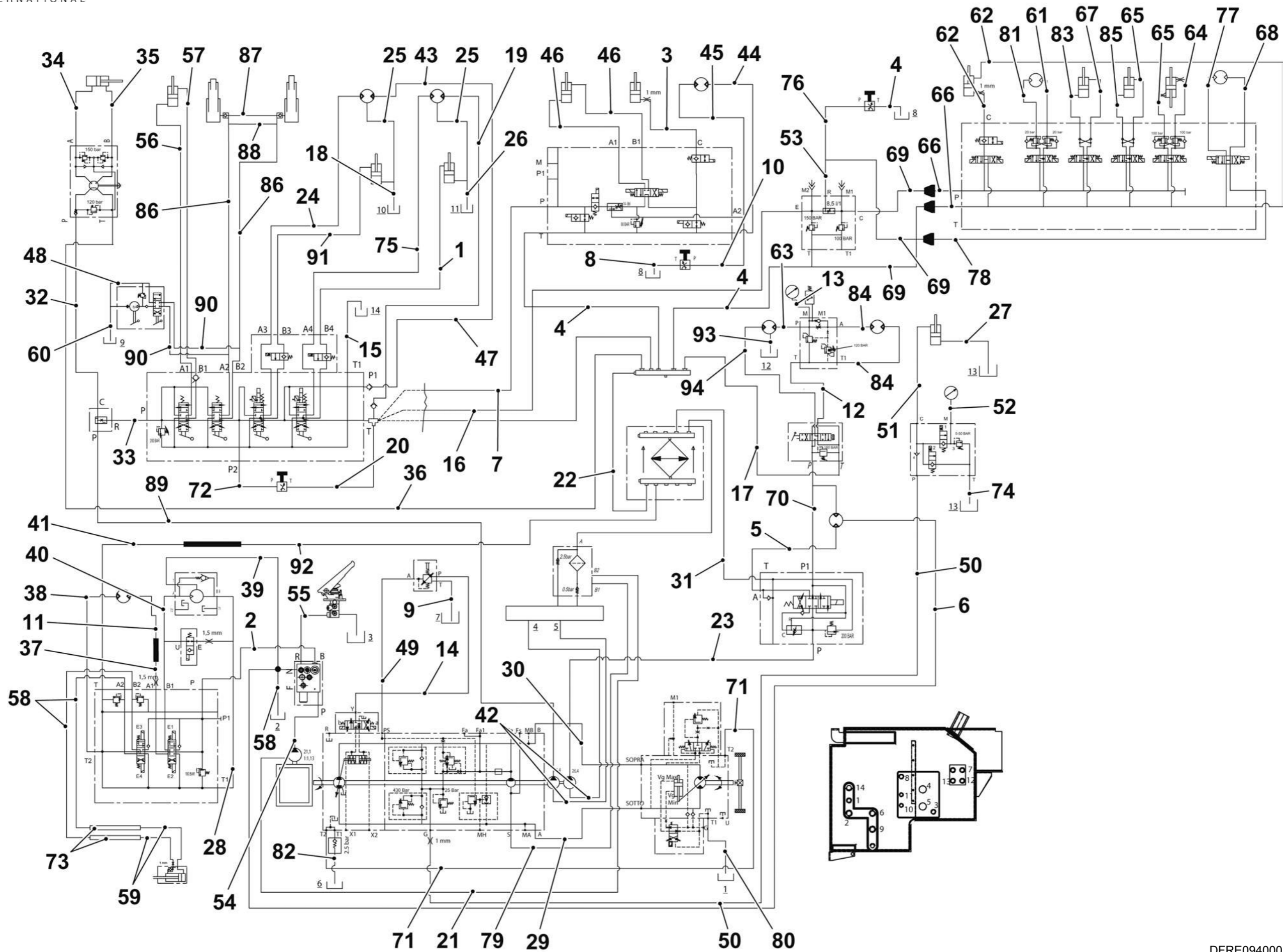
DFRE093900

<i>N. Pos.</i>	<i>Cod.</i>	<i>Denominazione</i>	<i>Description</i>	<i>Q.ty</i>
1	T0053	Tubo oleodinamico	Hydraulic hose	1
2	T0084	Tubo oleodinamico	Hydraulic hose	1
3	T0095	Tubo oleodinamico (Opt)	Hydraulic hose (Opt)	1
4	T0243	Tubo oleodinamico	Hydraulic hose	3
5	T0266	Tubo oleodinamico	Hydraulic hose	1
6	T0295	Tubo oleodinamico	Hydraulic hose	1
7	T0299	Tubo oleodinamico	Hydraulic hose	1
8	T0300	Tubo oleodinamico	Hydraulic hose	1
9	T0309	Tubo oleodinamico	Hydraulic hose	1
10	T0314	Tubo oleodinamico	Hydraulic hose	1
11	T0369	Tubo oleodinamico	Hydraulic hose	1
12	T0387	Tubo oleodinamico	Hydraulic hose	1
13	T0493	Tubo oleodinamico	Hydraulic hose	1
14	T0511	Tubo oleodinamico	Hydraulic hose	1
15	T0532	Tubo oleodinamico	Hydraulic hose	1
16	T0610	Tubo oleodinamico	Hydraulic hose	1
17	T0618	Tubo oleodinamico	Hydraulic hose	1
18	T0661	Tubo oleodinamico	Hydraulic hose	1
19	T0762	Tubo oleodinamico	Hydraulic hose	1
20	T1005	Tubo oleodinamico	Hydraulic hose	1
21	T1166	Tubo oleodinamico	Hydraulic hose	1
22	T1178	Tubo oleodinamico	Hydraulic hose	1
23	T1586	Tubo oleodinamico	Hydraulic hose	1
24	T1188	Tubo oleodinamico	Hydraulic hose	1
25	T1194	Tubo oleodinamico	Hydraulic hose	2
26	T1198	Tubo oleodinamico	Hydraulic hose	1
27	T1225	Tubo oleodinamico	Hydraulic hose	1
28	T1230	Tubo oleodinamico	Hydraulic hose	1
29	T1258	Tubo oleodinamico	Hydraulic hose	1
30	T1267	Tubo oleodinamico	Hydraulic hose	1
31	T1278	Tubo oleodinamico	Hydraulic hose	1
32	T1281	Tubo oleodinamico	Hydraulic hose	1
33	T1282	Tubo oleodinamico	Hydraulic hose	1
34	T1283	Tubo oleodinamico	Hydraulic hose	1
35	T1284	Tubo oleodinamico	Hydraulic hose	1
36	T1285	Tubo oleodinamico	Hydraulic hose	1
37	T1287	Tubo oleodinamico	Hydraulic hose	1
38	T1288	Tubo oleodinamico	Hydraulic hose	1
39	T1289	Tubo oleodinamico	Hydraulic hose	1
40	T1290	Tubo oleodinamico	Hydraulic hose	1
41	T1592	Tubo oleodinamico	Hydraulic hose	2
42	T1302	Tubo oleodinamico	Hydraulic hose	2
43	T1303	Tubo oleodinamico	Hydraulic hose	1
44	T1306	Tubo oleodinamico	Hydraulic hose	1



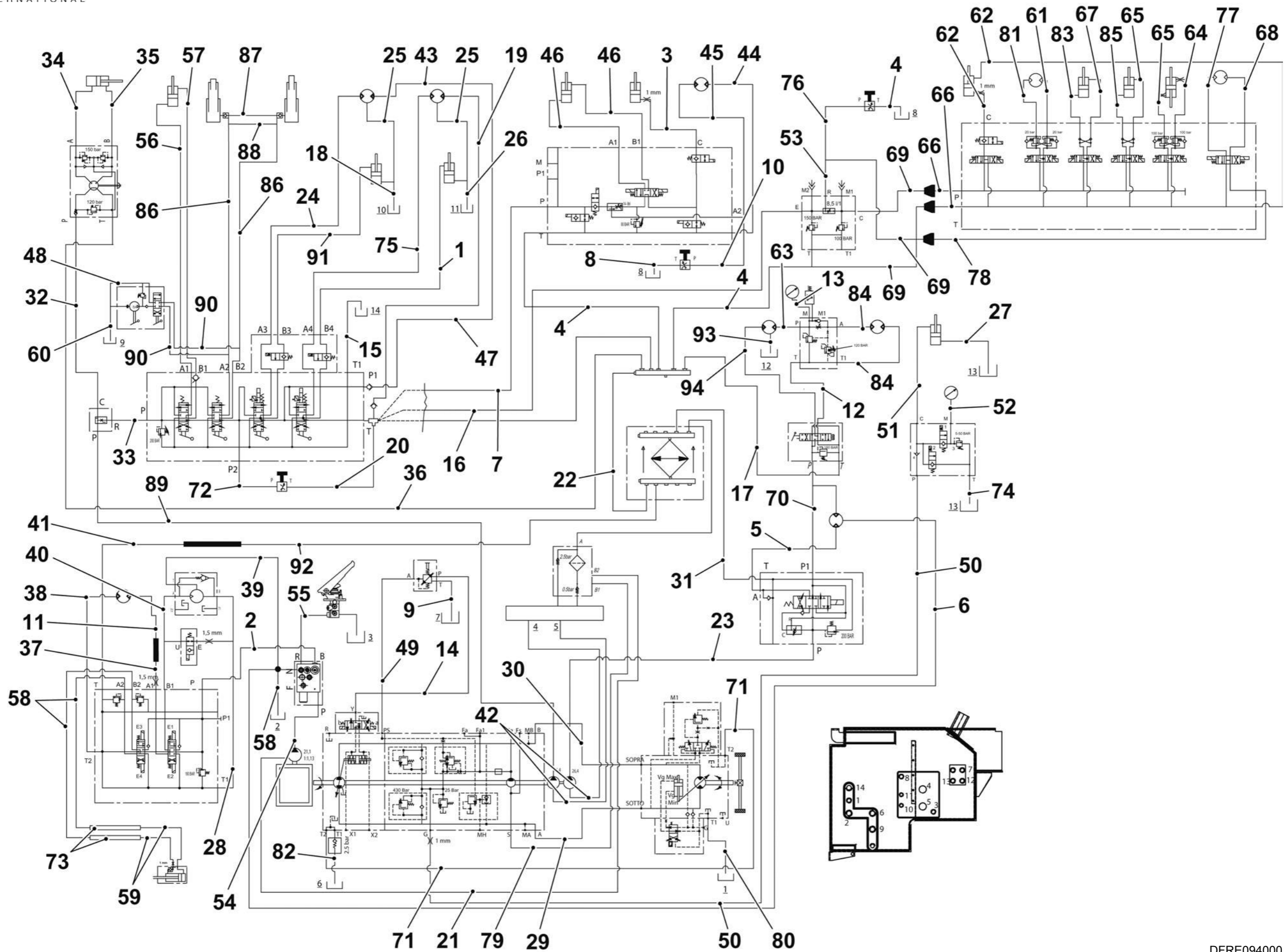
DFRE094000

N. Pos.	Cod.	Denominazione	Description	Q.ty
45	T1307	Tubo oleodinamico (Opt)	Hydraulic hose (Opt)	1
46	T1308	Tubo oleodinamico (Opt)	Hydraulic hose (Opt)	2
47	T1310	Tubo oleodinamico	Hydraulic hose	1
48	T1311	Tubo oleodinamico	Hydraulic hose	1
49	T1312	Tubo oleodinamico	Hydraulic hose	1
50	T1319	Tubo oleodinamico	Hydraulic hose	2
51	T1320	Tubo oleodinamico	Hydraulic hose	1
52	T1323	Tubo oleodinamico	Hydraulic hose	1
53	T1326	Tubo oleodinamico	Hydraulic hose	1
54	T1331	Tubo oleodinamico	Hydraulic hose	1
55	T1334	Tubo oleodinamico	Hydraulic hose	1
56	T1336	Tubo oleodinamico	Hydraulic hose	1
57	T1337	Tubo oleodinamico	Hydraulic hose	1
58	T1355	Tubo oleodinamico	Hydraulic hose	3
59	T1356	Tubo oleodinamico	Hydraulic hose	2
60	T1609	Tubo oleodinamico	Hydraulic hose	1
61	T1366	Tubo oleodinamico	Hydraulic hose	1
62	T1368	Tubo oleodinamico	Hydraulic hose	2
63	T1584	Tubo oleodinamico	Hydraulic hose	1
64	T1370	Tubo oleodinamico	Hydraulic hose	1
65	T1571	Tubo oleodinamico	Hydraulic hose	2
66	T1374	Tubo oleodinamico	Hydraulic hose	2
67	T1375	Tubo oleodinamico	Hydraulic hose	1
68	T1377	Tubo oleodinamico	Hydraulic hose	1
69	T1398	Tubo oleodinamico	Hydraulic hose	3
70	T1442	Tubo oleodinamico	Hydraulic hose	1
71	T1443	Tubo oleodinamico	Hydraulic hose	2
72	T1525	Tubo oleodinamico	Hydraulic hose	1
73	6020017DCK	Tubo rigido apertura portello	Door opening pipe	2
74	T1522	Tubo oleodinamico	Hydraulic hose	1
75	T1558	Tubo oleodinamico	Hydraulic hose	1
76	T1562	Tubo oleodinamico	Hydraulic hose	1
77	T1563	Tubo oleodinamico	Hydraulic hose	1
78	T1564	Tubo oleodinamico	Hydraulic hose	1
79	T1565	Tubo oleodinamico	Hydraulic hose	1
80	T1566	Tubo oleodinamico	Hydraulic hose	1
81	T1567	Tubo oleodinamico	Hydraulic hose	1
82	T1568	Tubo oleodinamico	Hydraulic hose	1
83	T1570	Tubo oleodinamico	Hydraulic hose	1
84	T1585	Tubo oleodinamico	Hydraulic hose	2
85	T1572	Tubo oleodinamico	Hydraulic hose	1
86	T1573	Tubo oleodinamico	Hydraulic hose	2
87	T1574	Tubo oleodinamico	Hydraulic hose	1
88	T1575	Tubo oleodinamico	Hydraulic hose	1



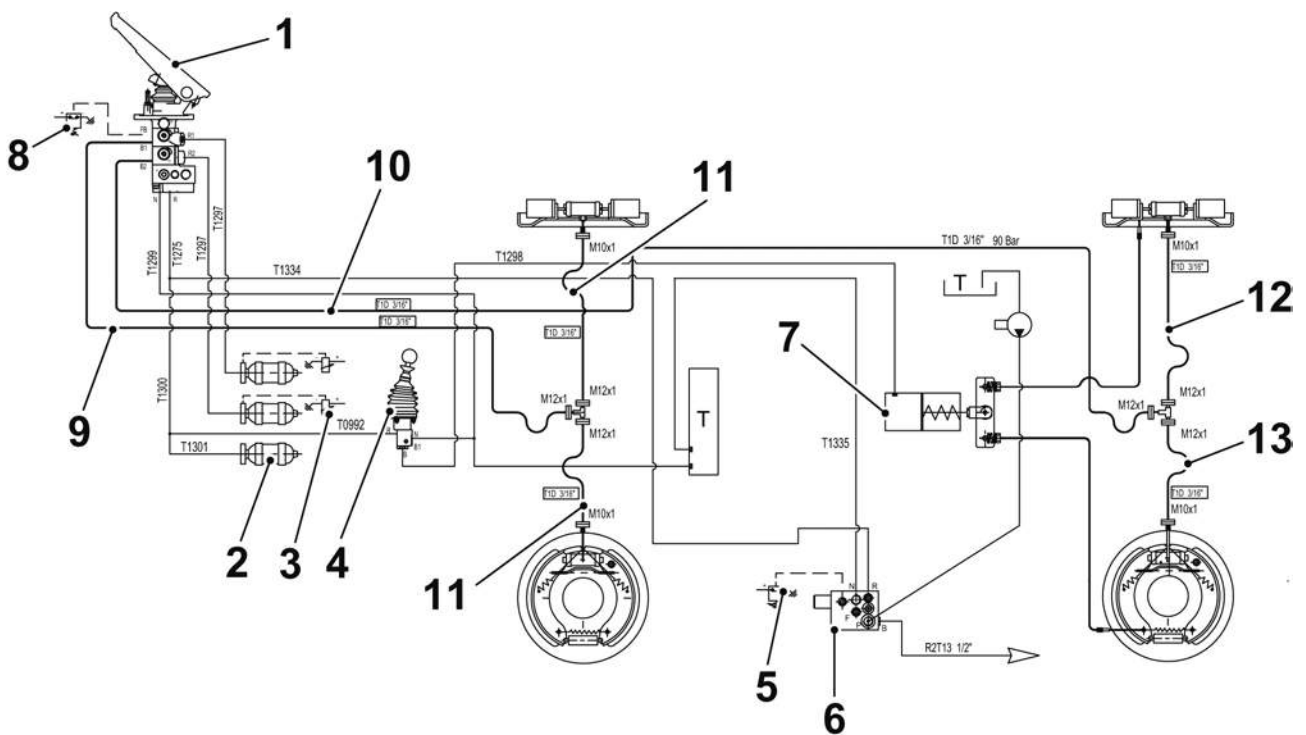
DFRE094000

<i>N. Pos.</i>	<i>Cod.</i>	<i>Denominazione</i>	<i>Description</i>	<i>Q.ty</i>
89	T1576	Tubo oleodinamico	Hydraulic hose	1
90	T1577	Tubo oleodinamico	Hydraulic hose	2
91	T1579	Tubo oleodinamico	Hydraulic hose	1
92	T1581	Tubo oleodinamico	Hydraulic hose	1
93	T1582	Tubo oleodinamico	Hydraulic hose	1
94	T1583	Tubo oleodinamico	Hydraulic hose	1



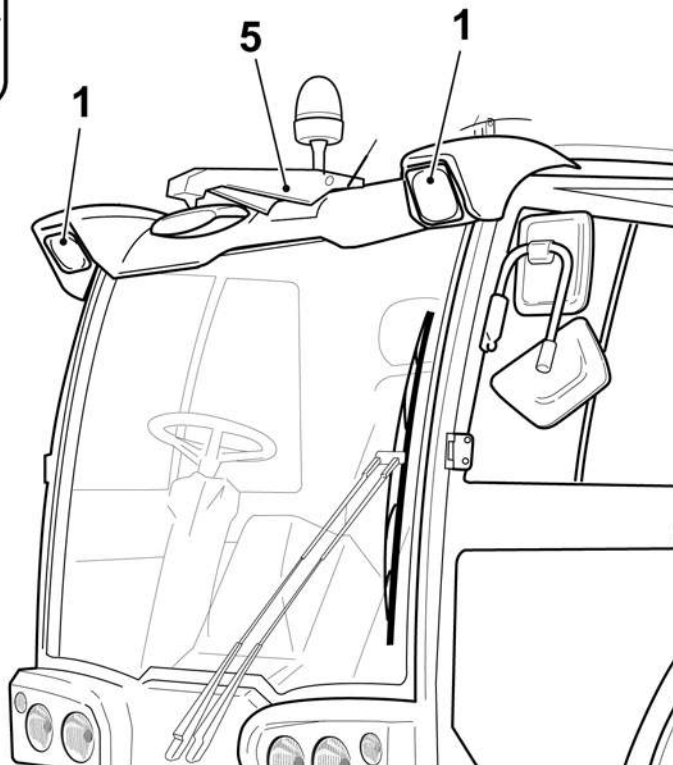
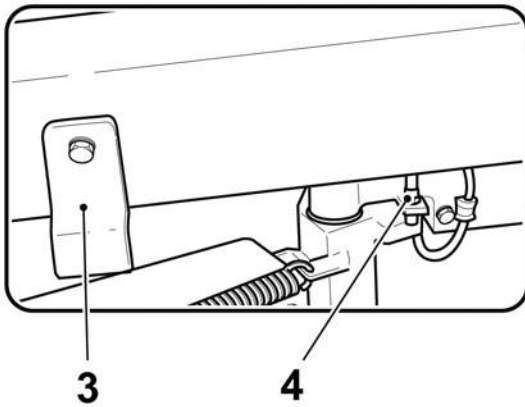
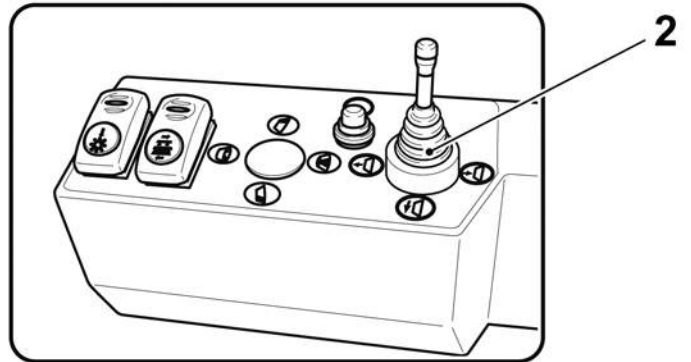
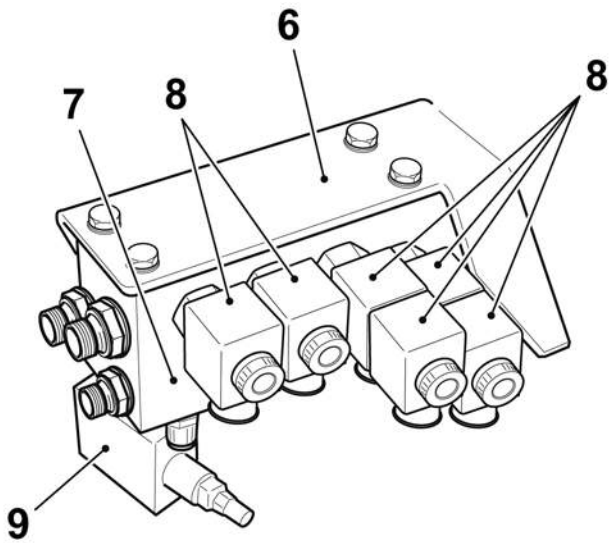
DFRE094000

<i>N. Pos.</i>	<i>Cod.</i>	<i>Denominazione</i>	<i>Description</i>	<i>Q.ty</i>
1	D143100000	Pedale freno	Brake pedal	1
2	DA80700000	Accumulatore	Accumulator	3
3	E394800000	Trasduttore	Transductor	2
4	D705800000	Leva proporzionale negativa	Negative proportional lever	1
5	E396100000	Pressostato	Pressostat	1
6	D68N300000	Valvola	Valve	1
7	D705700000	Freno di stazionamento	Praking brake	1
8	E391600000	Pressostato	Pressostat	1
9	6140017CPE	Tubo pedale freno – "T" ponte anteriore	Front axle "T" – brake pipe	1
10	6140017CPD	Tubo pedale freno – "T" ponte posteriore	Rear axle "T" – brake pipe	1
11	6140017CNY	Tubo ponte "T" ponte anteriore massa freno	Brake assy front axle "T" pipe	2
12	6140017CPC	Tubo "T" ponte posteriore massa freno Dx	R.H. Brake "T" rear axle pipe	1
13	6140017CPB	Tubo "T" ponte posteriore massa freno Sx	L.H. Brake "T" rear axle pipe	1



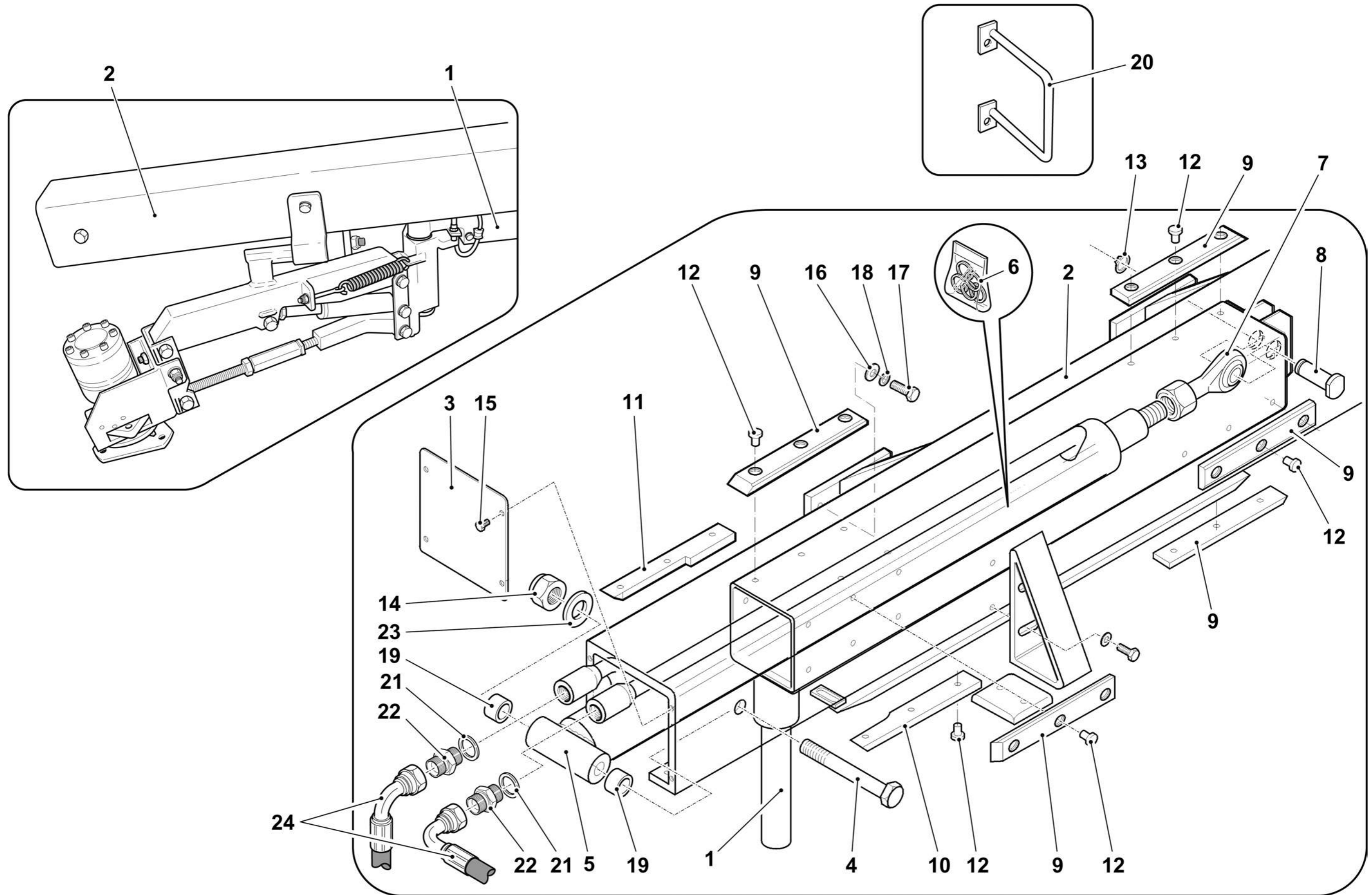
DFRE081600

Gruppo - Group 11 (Opt)

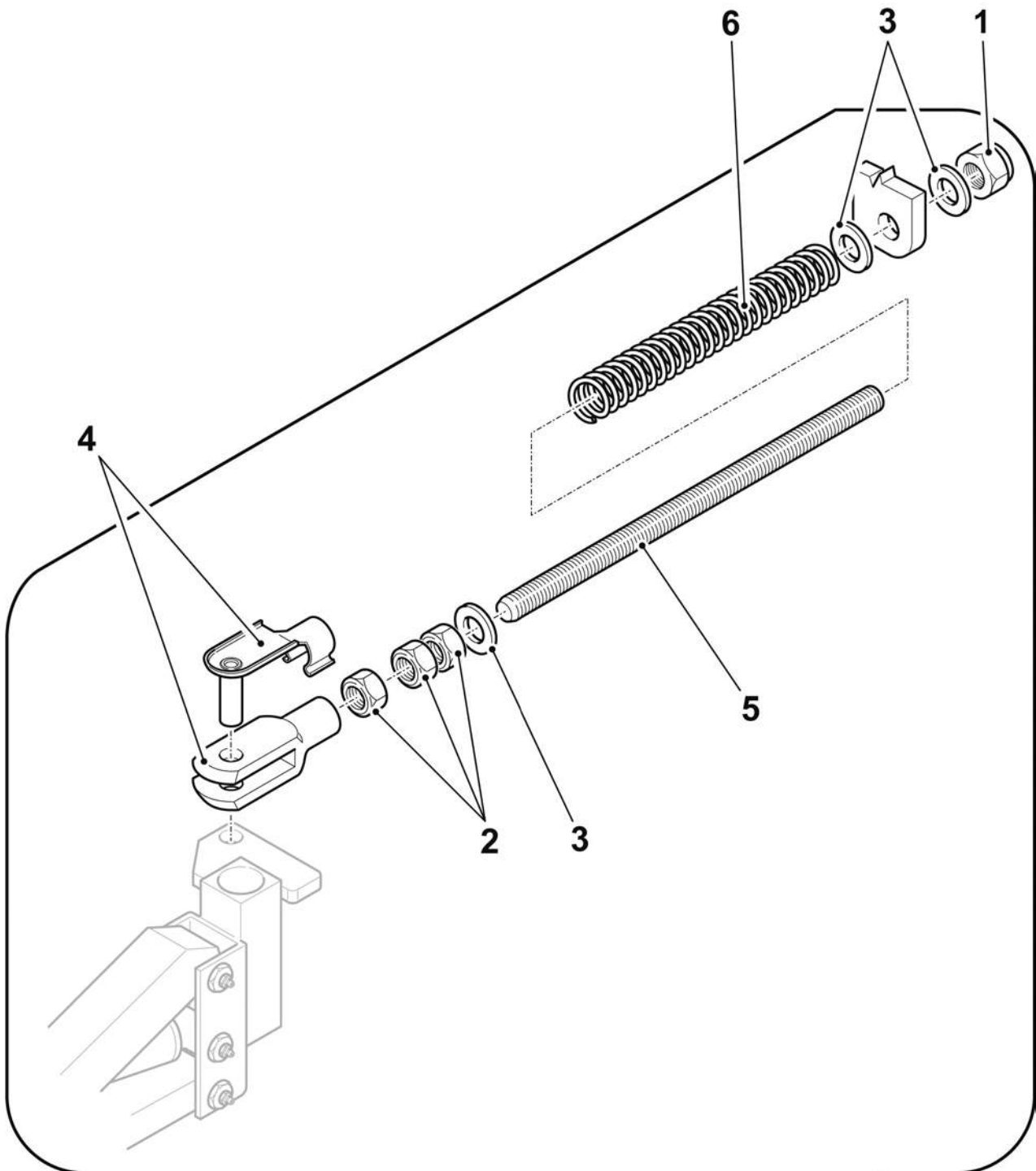


DFRE085800

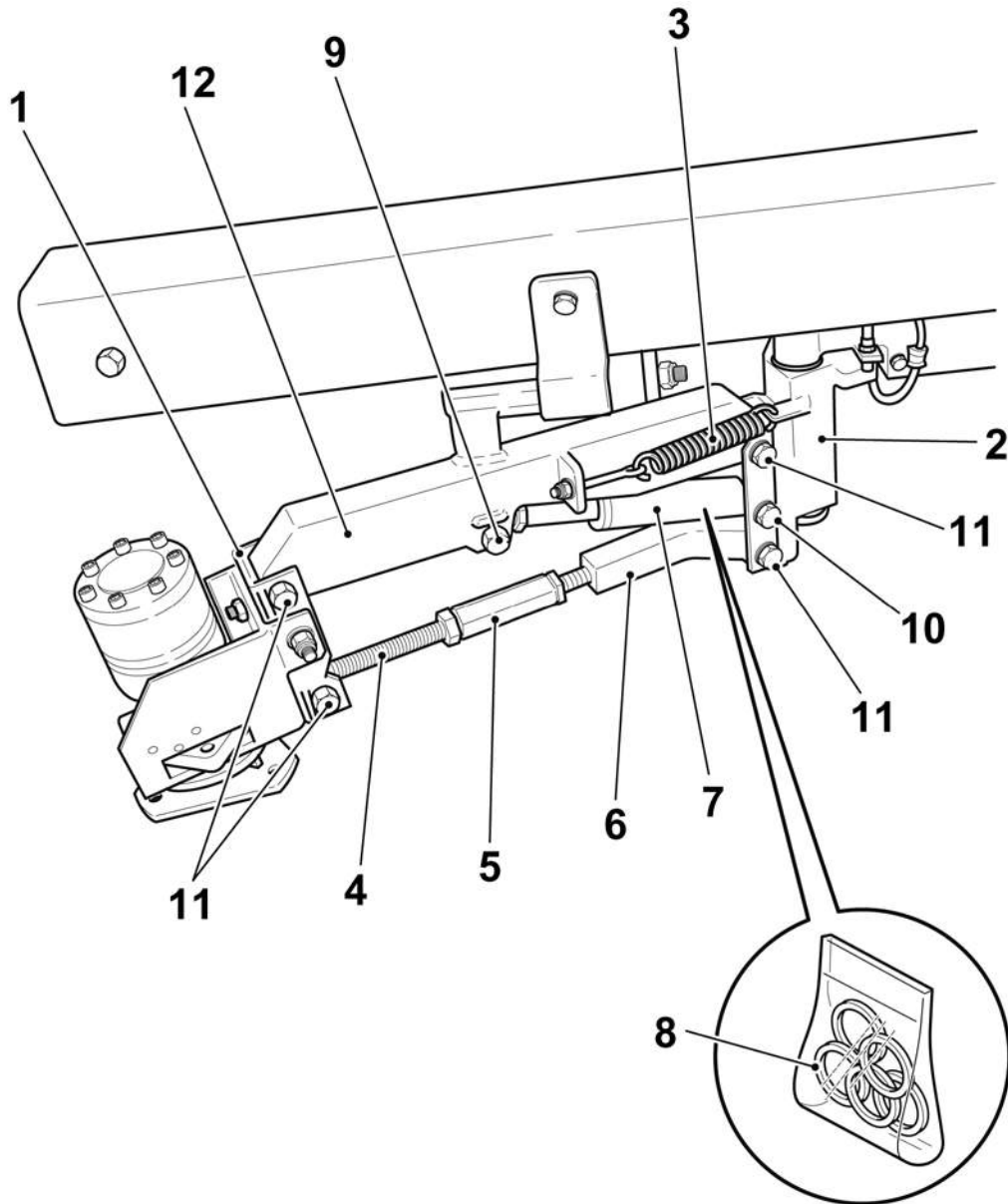
N. Pos.	Cod.	Denominazione	Description	Q.ty
1	6020016662	Slitta interna	Inside slide	1
2	6020016652	Guida esterna	Outside guide	1
3	6020016647	Coperchio	Cover	2
4	A223916160	Vite 16x160	16x160 Screw	1
5	5260017DHP	Cilindro traslazione	Translation cylinder	1
6	C38W800000	Kit guarnizioni cilindro	Cylinder gasket kit	1
7	D952500000	Testina snodata	Ball joint	1
8	6030410291	Perno M.16x44	M.16x44 Pin	1
9	6327116653	Pattino nylon	Nylon sliding shoe	14
10	6327116627	Pattino nylon esterno	Outside nylon sliding shoe	1
11	6327116628	Pattino nylon interno	Inside nylon sliding shoe	1
12	AC41005020	Rivetto D.4,8x20	D.4,8x20 Rivet	48
13	AAR1316000	Anello elastico	Snap ring	1
14	AA90216000	Dado autobloccante M16	M16 Self lock nut	1
15	A600105010	Vite M5x10	M5x10 Screw	7
16	A901010000	Rondella D.10	D.10 Washer	8
17	A160610025	Vite M10x25	M10x25 Screw	8
18	A991710000	Rondella D.10	D.10 Washer	8
19	6020437735	Distanziere	Spacer	2
20	6020017DKA	Cavallotta	Clamp	1
21	A933000000	Rondella rame 1/4"	1/4" Copper washer	2
22	D452400000	Nipples 1/4"	Nipple 1/4"	2
23	A860916000	Rondella D.16	D.16 Washer	1
24	T1308	Tubo idraulico	Hydraulic hose	2



<i>N. Pos.</i>	<i>Cod.</i>	<i>Denominazione</i>	<i>Description</i>	<i>Q.ty</i>
1	AA90520000	Dado autobloccante M20	M20 Lock nut	1
2	AA41520000	Dado M20	M20 Nut	3
3	6070410231	Rondella	Washer	3
4	ACA0920000	Forcella M20x1,5 con clips	Fork M20x1,5 with clips	1
5	6030016676	Tirante molla	Spring tie rod	1
6	6210016675	Molla	Spring	1

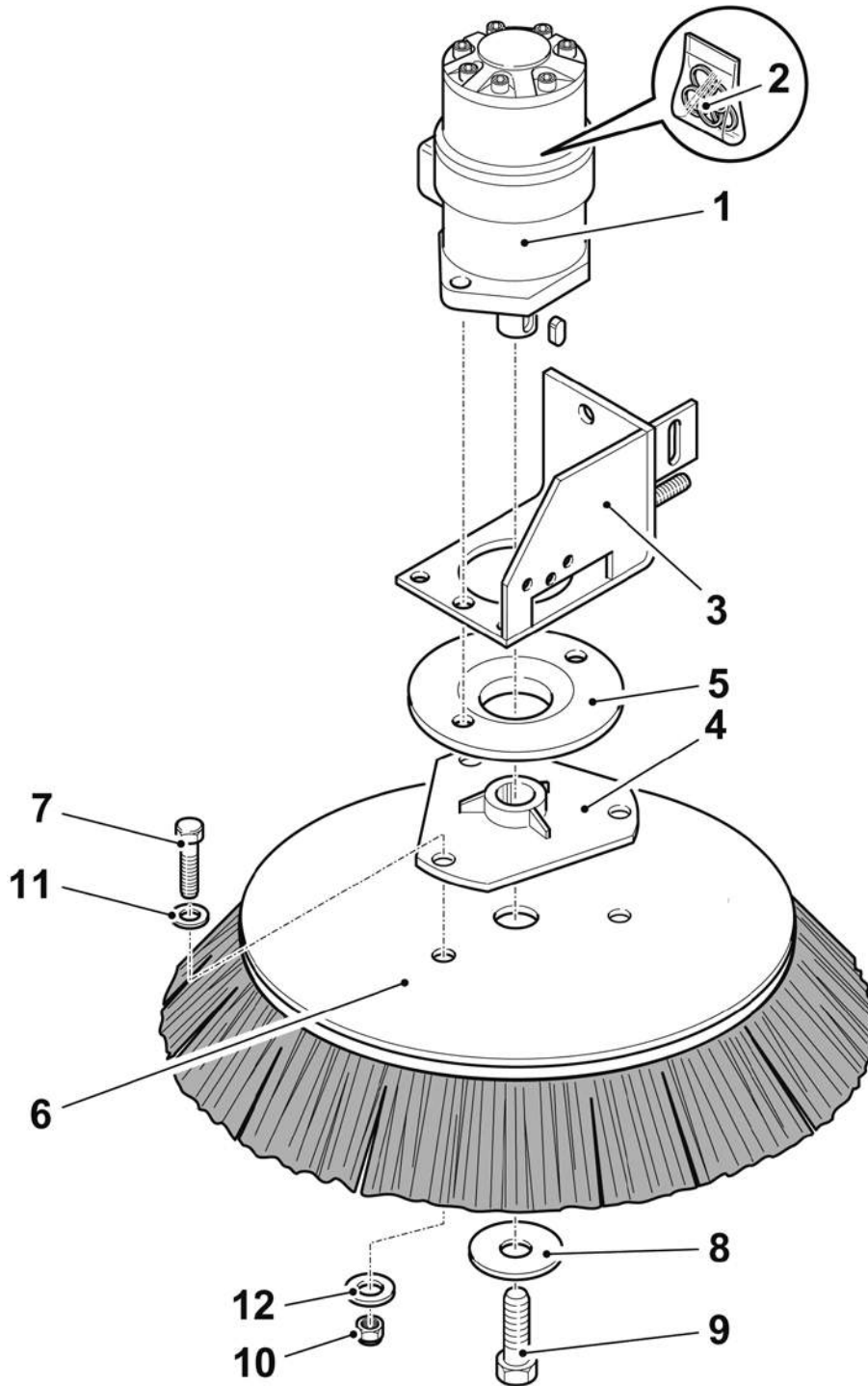


DFRE086000



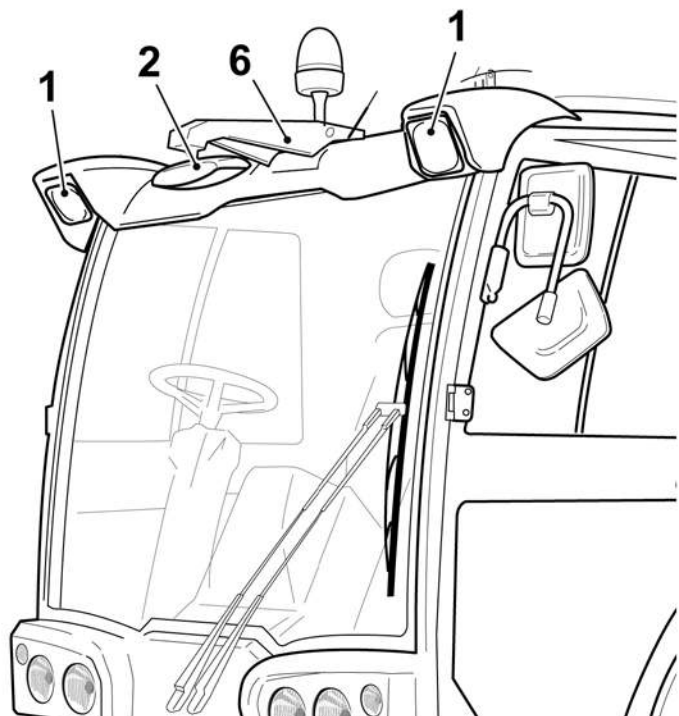
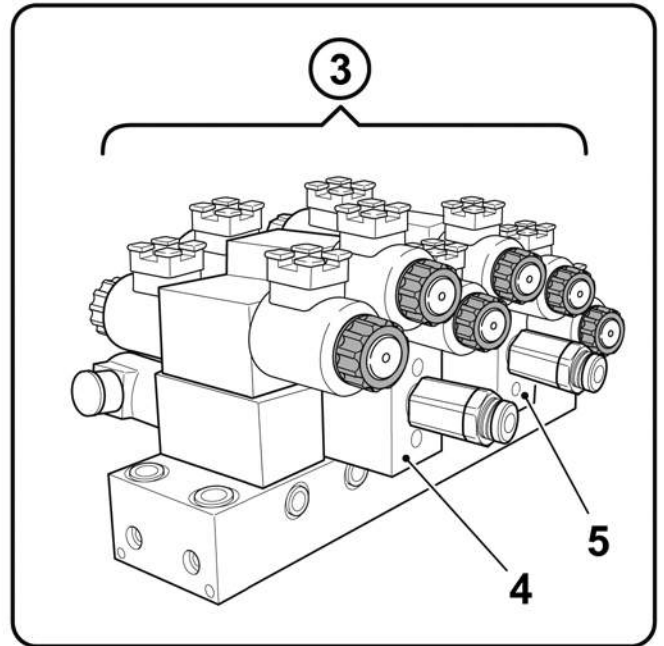
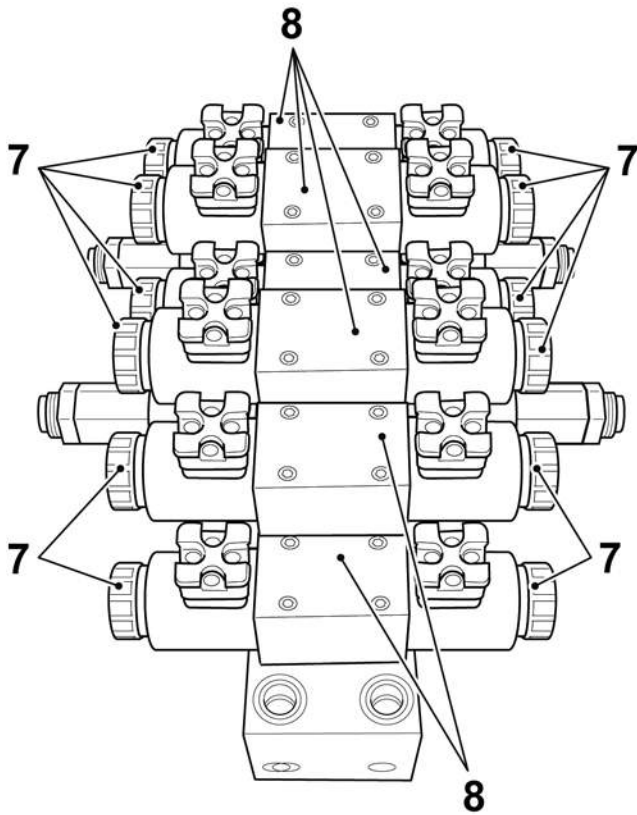
DFRE086100

<i>N. Pos.</i>	<i>Cod.</i>	<i>Denominazione</i>	<i>Description</i>	<i>Q.ty</i>
1	D66Q800000	Motore idraulico	Hydraulic motor	1
2	C39Y000000	Kit guarnizioni motore	Motor gasket kit	1
3	6260110292	Supporto motore idraulico	Hydraulic motor support	1
4	6294910244	Mozzo supporto spazzola	Brush support hub	1
5	6294913452	Flangia supporto spazzola	Brush support flange	1
6	6240017BZN	Spazzola PPL	PPL Brush	1
	6240017BZP	Spazzola PPL + ACCIAIO	PPL + STEEL brush	1
7	A151508050	Vite M8x50	M8x50 Screw	3
8	6070410245	Rondella perno motore	Motor pin washer	1
9	A151008025	Vite M8x25	M8x25 Screw	1
10	AAA0808000	Dado autobloccante M8	M8 Self lock nut	3
11	A860508000	Rondella D.8	D.8 Washer	3
12	A901608000	Rondella D.8	D.8 Washer	3

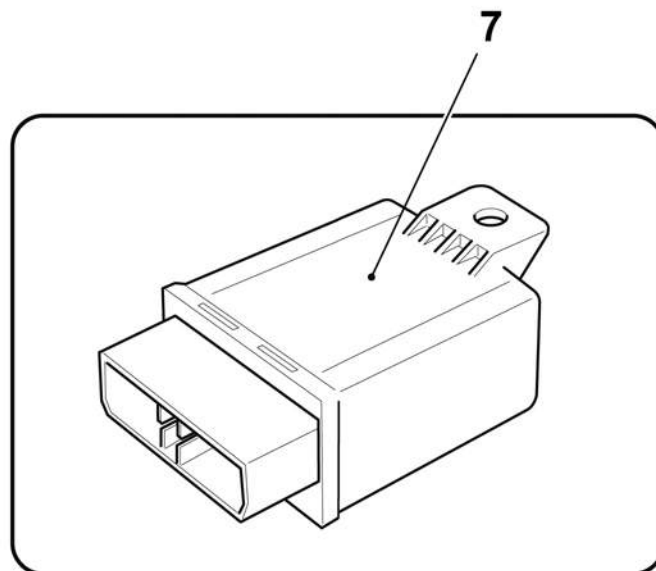
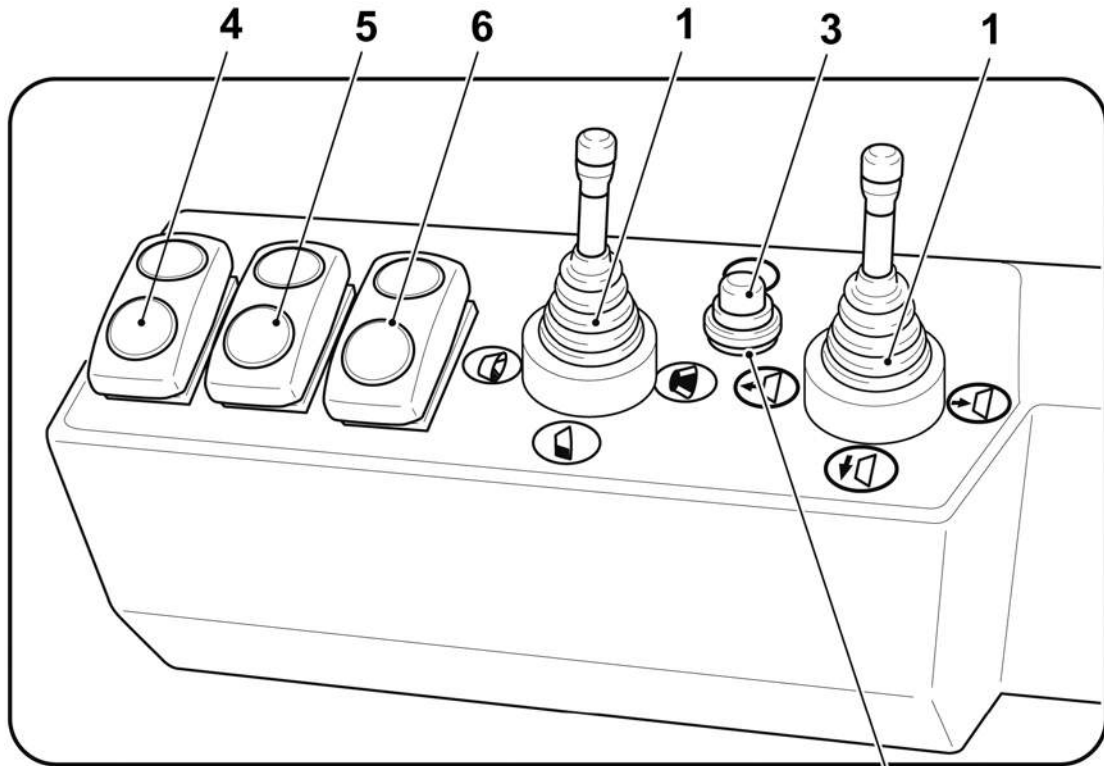


DFRE086200

<i>N. Pos.</i>	<i>Cod.</i>	<i>Denominazione</i>	<i>Description</i>	<i>Q.ty</i>
1	E081700000	Faro lavoro	Working light	2
2	D974900000	Specchio	Mirror	1
3	6480017DHH	Elettrovalvola terza spazzola 6 elementi 12V	12V 6 Elements third brush electrovalve	1
		Formato da:	Comprised of:	
4	D68H100000	Valvola 100bar	100bar Valve	2
5	D68H200000	Valvola 20bar	20bar Valve	2
6	6020017DTQ	Braccio specchio anteriore	Front mirror arm	1
7	D7181A0000	Solenoide 12V	12V Coil	12
8	D690400000	Elettrovalvola	Electrovalve	6

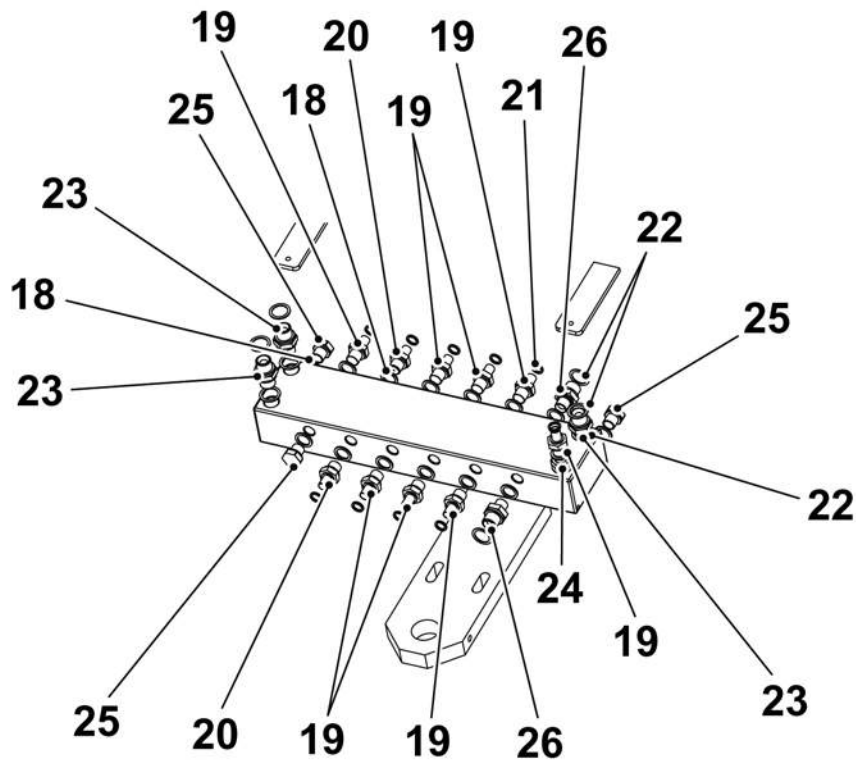
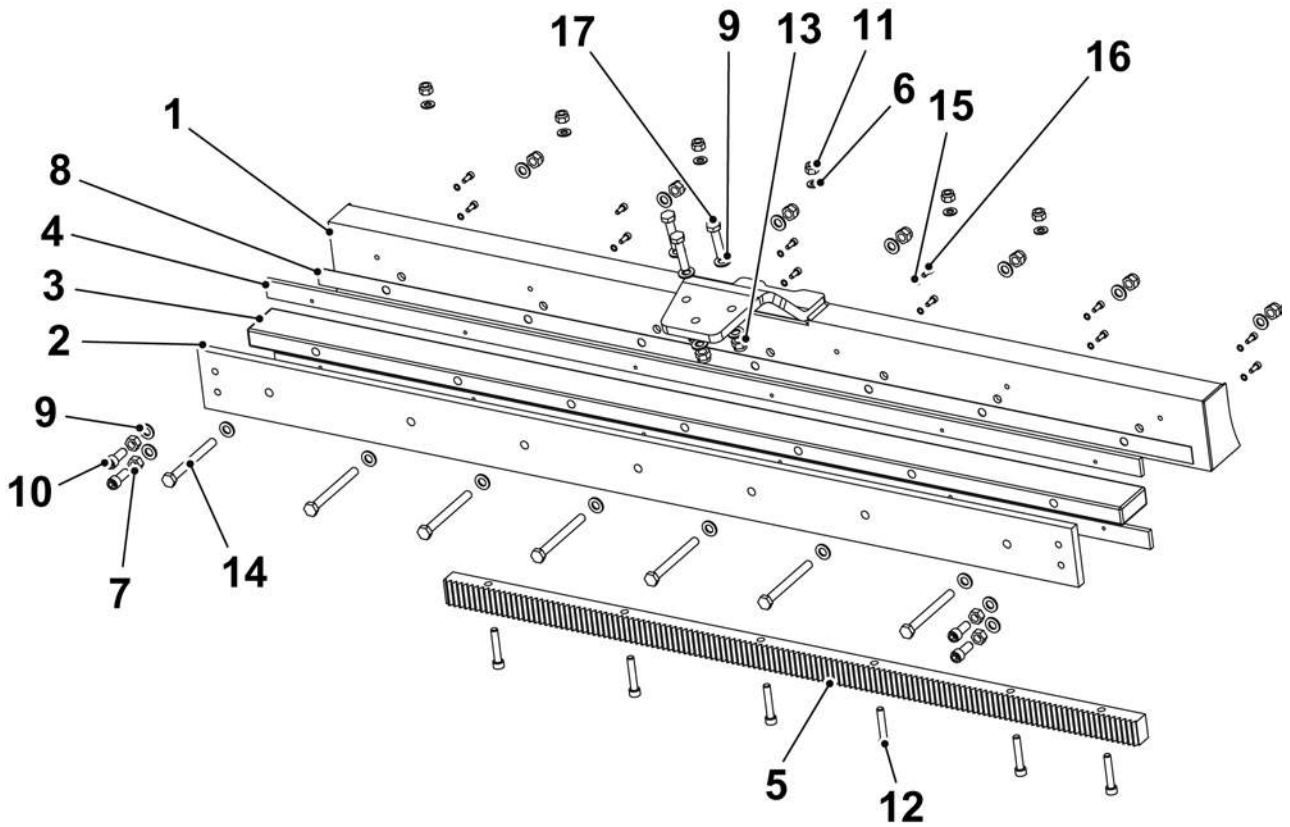


DFRE094800



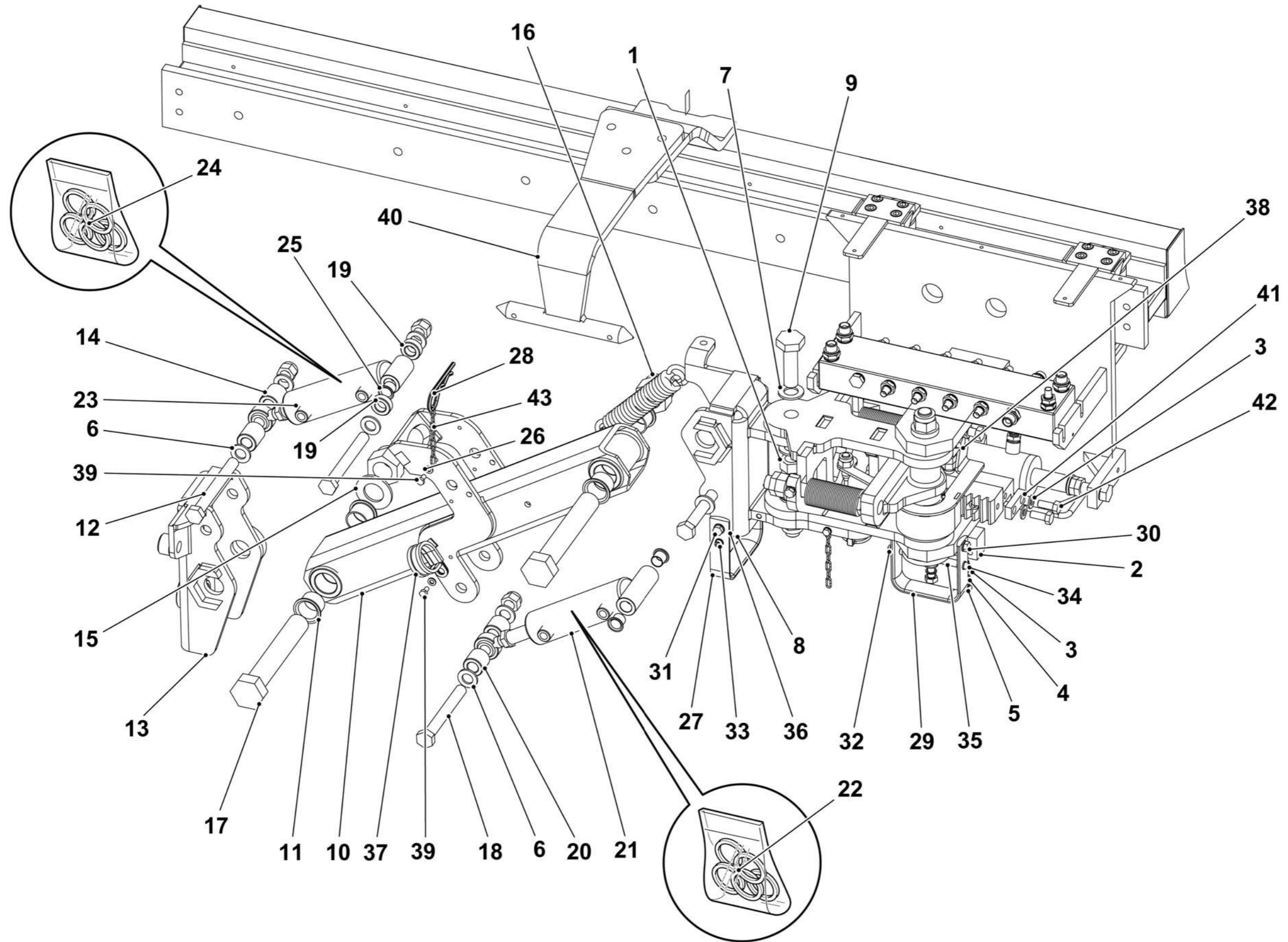
DFRE094900

N. Pos.	Cod.	Denominazione	Description	Q.ty
1	6050017DGS	Supporto terza spazzola	Third brush support	1
2	6020017DHE	Piatto frontale	Front plate	1
3	6020017DHD	Piatto guida carrello	Carriage guide plate	1
4	6020017DHC	Piatto guida carrello	Carriage guide plate	2
5	6020017DHF	Cremagliera carrello	Carriage rack	1
6	A893810000	Rondella D.10x21	D.10x21 Washer	19
7	AA20812000	Dado M12	M12 Nut	6
8	6020017DHB	Spessore guida terza	Third guide thickness	1
9	A902812000	Rondella D.12x24	D.12x24 Washer	28
10	A340312030	Vite M12x30	M12x30 screw	4
11	AAA0910000	Dado autobloccante M10	M10 Lock nut	7
12	A331210055	Vite M10x55	M140x55 Screw	6
13	AAA1012000	Dado autobloccante M12	M12 Lock nut	12
14	A061812120	Vite M12x120	M12x120 Screw	7
15	A992506000	Rondella D.6x10	D.6x10 Washer	12
16	A310606016	Vite M6x16	M6x16 Screw	12
17	A060512055	Vite M12x55	M12x55 Screw	3
18	A933000000	Rondella D.1/4"	D.1/4" Washer	25
19	D456400000	Niples 1/4"-1/8"	1/4"-1/8" Nipple	16
20	6160037677	Niples 1/4"-1/8" 1mm	1/4"-1/8" 1mm Nipple	4
21	A933300000	Rondella rame D.1/8"	D.1/8" Copper washer	20
22	A933100000	Rondella rame D.3/8"	D.3/8" Copper washer	9
23	D452300000	Niples 3/8"	3/8" Nipple	3
24	D461700000	Riduzione M3/8"-F1/4"	M3/8"-F1/4" Reduction	1
25	D480200000	Tappo M1/4"	M1/4" Cap	3
26	D450800000	Niples 3/8"-1/4"	3/8"-1/4" Nipple	2



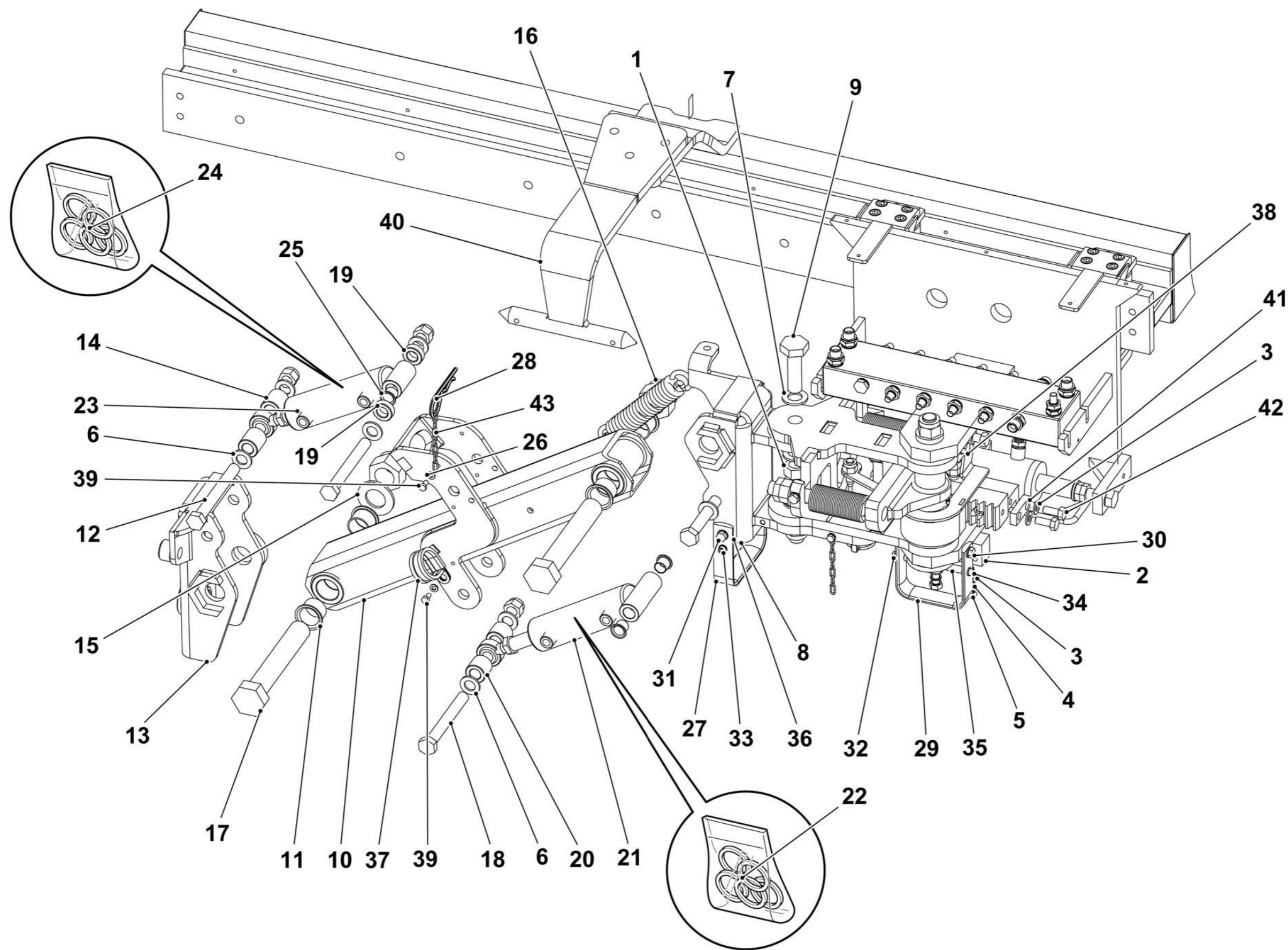
DFRE095000

N. Pos.	Cod.	Denominazione	Description	Q.ty
1	AAA1420000	Dado autobloccante M20	M20 Lock nut	4
2	6070041500	Distanziere spazzola	Brush spacer	1
3	A893810000	Rondella D.10x21	D.10x21 Washer	19
4	A992710000	Rondella M10x16	M10x16 Washer	2
5	A160910040	Vite M10x40	M10x40 Screw	2
6	A892817000	Rondella D.17x30	D.17x30 Washer	14
7	A902022000	Rosette D.22x37	D.22x37 Washer	4
8	6020017DMV	Supporto braccio terza	Third brush support	1
9	A100420070	Vite M20x70	M20x70 Screw	2
10	6020017DND	Braccio terza spazzola	Third brush arm	1
11	B032230260	Boccola	Bush	6
12	A082916140	Vite M16x140	M16x140 Screw	2
13	6020017DNK	Snodo terza spazzola	Third brush rotating joint	1
14	6070017DQG	Distanziale	Spacer	2
15	A892230000	Rondella D.30x56	D.30x56 Washer	2
16	AAA1930000	Dado autobloccante M30	M30 Lock nut	2
17	A103030180	Vite M30x180	M30x180 Screw	2
18	A081416130	Vite M16x130	M16x130 Screw	2
19	6070017DQH	Distanziale	Spacer	2
20	6070017DQJ	Distanziale	Spacer	2
21	4260017DWX	Cilindro idraulico	Hydraulic cylinder	2
		Formato da:	● Comprised of: ●	
22	C39Y400000	Kit guarnizioni cilindro	● Cylinder gasket kit ●	1
23	4260017DPX	Cilindro idraulico	Hydraulic cylinder	1
		Formato da:	○ Comprised of: ○	
24	C39Y300000	Kit guarnizioni cilindro	○ Cylinder gasket kit ○	1
25	B031416017	Boccola	Bushing	4
26	A890506000	Rondella D.6x13	D.6x13 Washer	9
27	6020017DXD	Cavallotta	Clamp	1
28	AC20700000	Copiglia D.5	D.5 Split pin	1
29	6020017DXC	Cavallotta	Clamp	1
30	A150808020	Vite M8x20	M8x20 Screw	2
31	A151208035	Vite M8x35	M8x35 Screw	2
32	AAA0606000	Dado autobloccante M6	M6 Lock nut	2
33	A312906140	Vite M6x140	M6x140 Screw	1
34	A312706120	Vite M6x120	M6x120 Screw	1
35	6160017DXF	Guaina scorrimento	Sliding sheat	1
36	6160017DXG	Guaina scorrimento	Sliding sheat	1
37	E277500000	Fascetta D.40	D.40 Clamp	1
38	A160710030	Vite M10x30	M10x30 Screw	1
39	A140306012	Vite M6x12	M6x12 Screw	3
40	6020017DXS	Gancio	Hook	1
41	6020041475	Piatto riscontro cremagliera	Rack counter plate	2
42	A160610025	Vite M0x25	M10x25 Screw	4



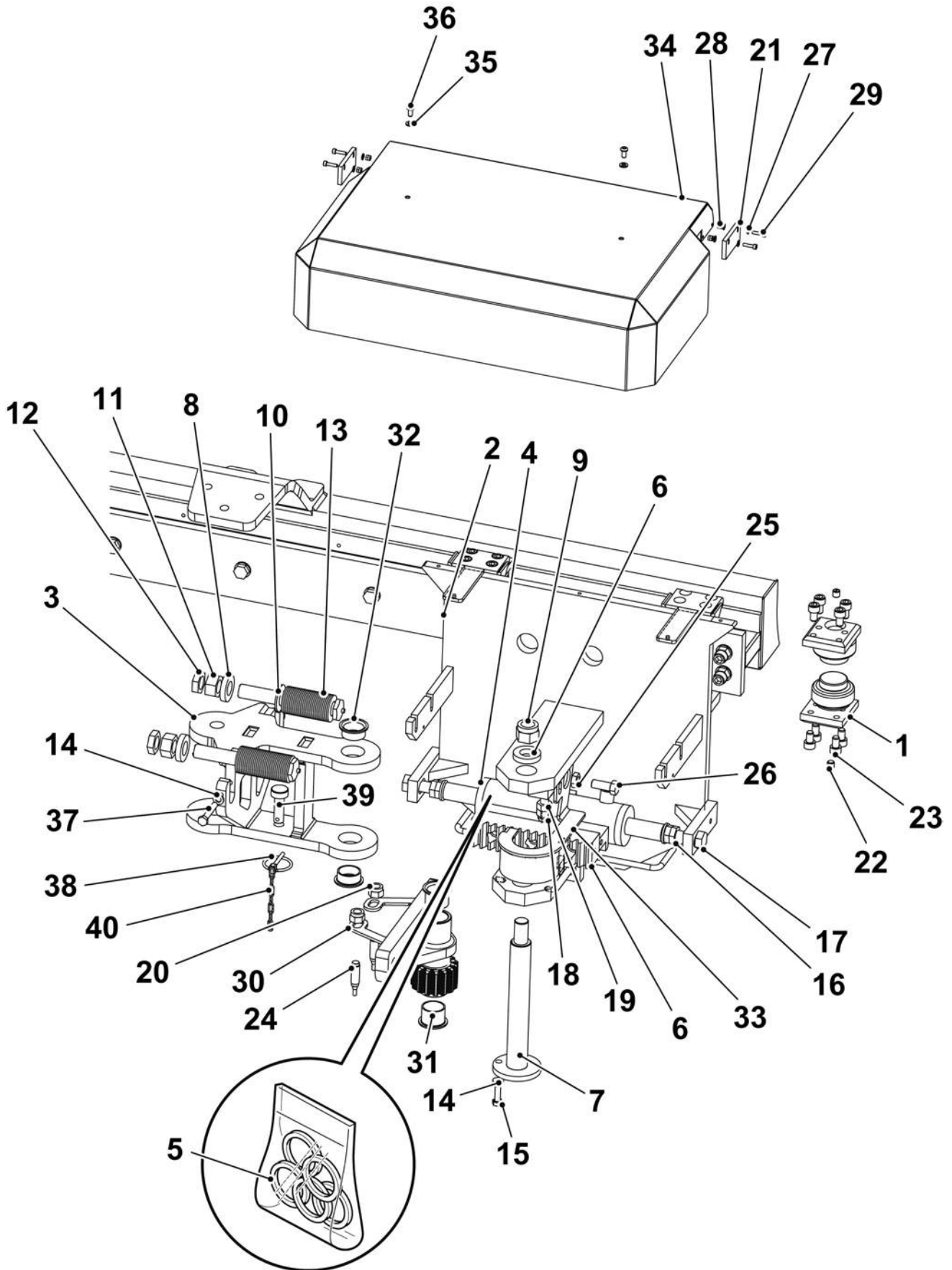
DFRE095100

<i>N. Pos.</i>	<i>Cod.</i>	<i>Denominazione</i>	<i>Description</i>	<i>Q.ty</i>
43	6020022ESQ	Catena	Chain	1



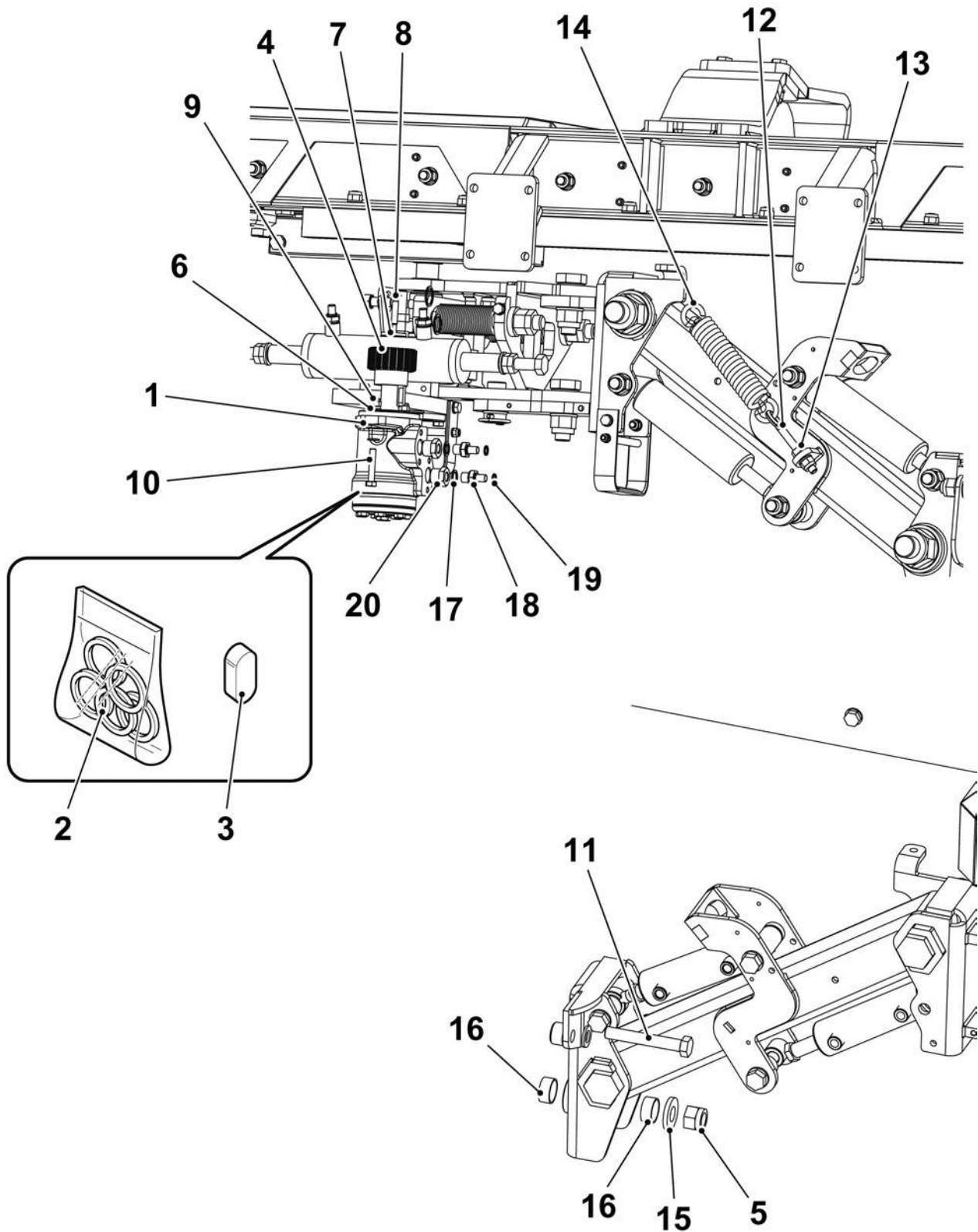
DFRE095100

N. Pos.	Cod.	Denominazione	Description	Q.ty
1	6020046ANQ	Piatto + cuscinetto	Plate + bearing	4
2	5020046139	Carrello	Carriage	1
3	6020017DMG	Testata carrello	Carriage head	1
4	5260042363	Cilindro idraulico	Hydraulic cylinder	2
		Formato da:	Comprised of:	
5	C38H400000	Kit guarnizioni cilindro 42363	42363 Cylinder gasket kit	1
6	6250041518	Cremagliera terza spazzola	Third brush rack	1
7	6030041503	Perno	Pivot	1
8	6070041501	Rondella	Washer	3
9	AAA1420000	Dado autobloccante M20	M20 Lock nut	4
10	6030041482	Guida molla	Spring guide	2
11	AA21220000	Dado M20	M20 Nut	2
12	AA31020000	Dado M20	M20 Nut	2
13	AAZ2521000	Molla	Spring	64
14	A893008000	Rondella D.8x17	D.8x17 Washer	20
15	A151008025	Vite M8x25	M8x25 Screw	2
16	AA30816000	Dado M16	M16 Nut	4
17	A083116070	Vite M16x70	M16x70 Screw	2
18	AA84712000	Dado M12	M12 Nut	1
19	AA20812000	Dado M12	M12 Nut	6
20	AAA1012000	Dado autobloccante M12	M12 Lock nut	12
21	6110043853	Gomma protezione	Protection rubber	2
22	A542410010	Grano M10x10	M10x10 Grub screw	4
23	A330210016	Vite M10x16	M10x16 Screw	16
24	E631000000	Sensore prossimità	Proximity sensor	2
25	AA30612000	Dado M12	M12 Nut	2
26	A170612030	Vite M12x30	M12x30 Screw	2
27	A890304000	Rondella	Washer	8
28	AAA0204000	Dado autobloccante M4	M4 Lock nut	4
29	A290704016	Vite M4x16	M4x16 Screw	4
30	6020017DML	Gruppo rotazione braccio	Arm rotation group	1
31	B032230260	Boccola	Bushing	6
32	B032230160	Boccola	Bushing	2
33	6020017DMT	Protezione pignone	Pinion protection	1
34	6100017DPJ	Carter carrello	Carriage carter	1
35	A890506000	Rondella D.6x13	D.6x13 Washer	9
36	A600106012	Vite M6x12	6x12 Screw	2
37	A040508050	Vite M8x50	M8x50 Screw	5
38	AC60405046	Spina D.5x46	D.5x46 Plug	1
39	6030017DXX	Perno	Pin	1
40	6020022ESQ	Catena	Chain	1



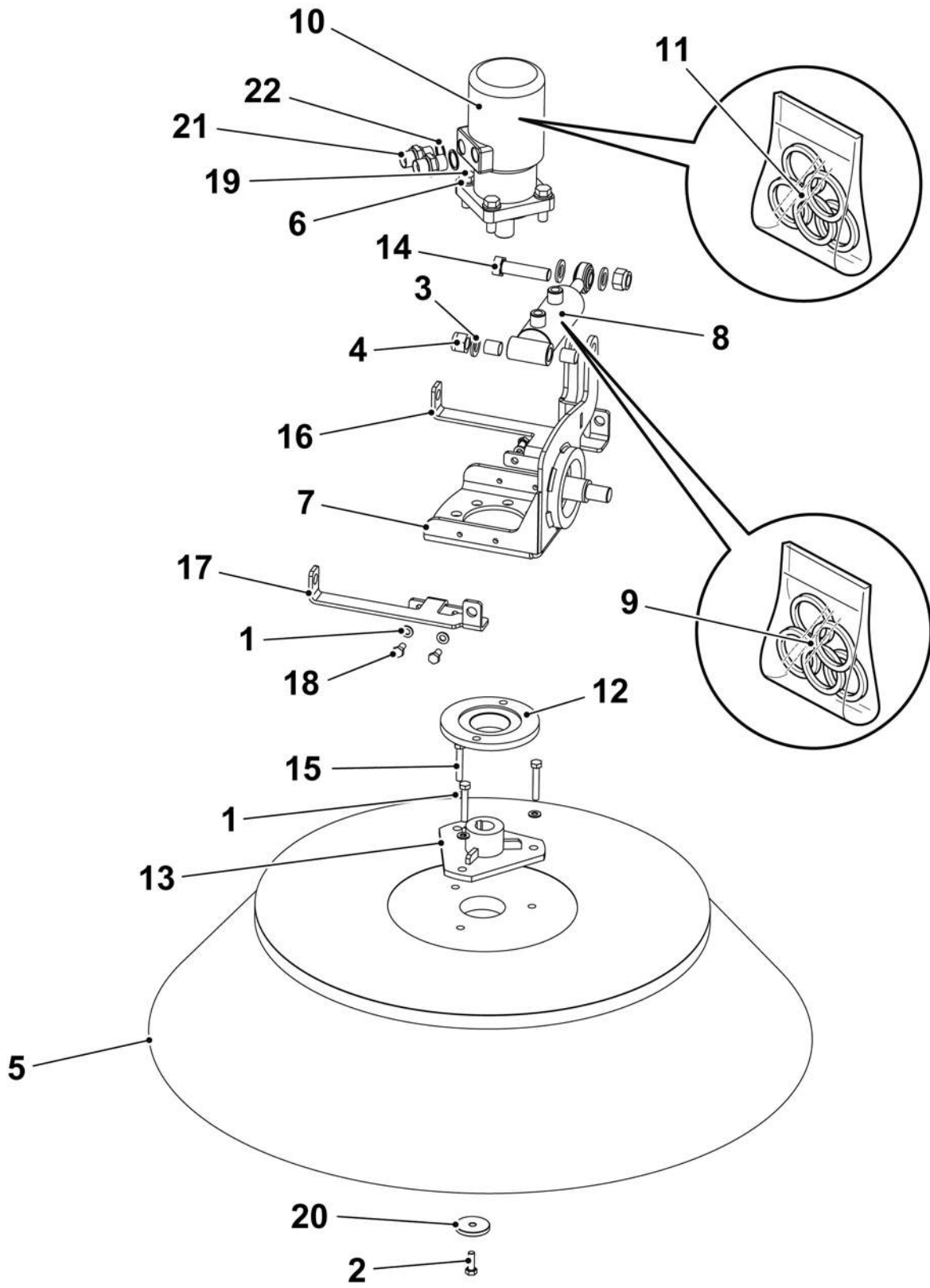
DFRE095200

N. Pos.	Cod.	Denominazione	Description	Q.ty
1	D665700000	Motore idraulico	Hydraulic motor	1
		Formato da:	Comprised of:	
2	C381600000	Kit guarnizioni motore	Motor gasket Kit	1
3	D66A500000	Chiavetta	Key	1
4	6250041504	Pignone	Pinion	1
5	AAA1420000	Dado autobloccante M20	M20 Lock nut	4
6	A893008000	Rondella D.8x17	D.8x17 Washer	20
7	6070041499	Rondella	Washer	1
8	A450908040	Vite M8x40	M8x40 Screw	1
9	AAA0808000	Dado autobloccante M8	M8 Lock nut	4
10	A151408045	Vite M8x45	M8x45 Screw	2
11	A081216110	Vite M16x110	M16x110 Screw	1
12	AC30510100	Tirante M10x100	M10x100 Tie-rod	1
13	AA20710000	Dado M10	M10 Lock nut	1
14	6211610200	Molla	Spring	1
15	6070041519	Rondella	Washer	1
16	B013430015	Boccola	Bushing	2
17	A933000000	Rondella D.1/4"	Rondella D.1/4"	25
18	D456400000	Niples 1/4"-1/8"	1/4"-1/8" Nipple	16
19	A933300000	Rondella rame D.1/8"	D.1/8 Copper Washer	20
20	D464400000	Riduzione M1/2"-F1/4"	M1/2"-F1/4" Reduction	2



DFRE095300

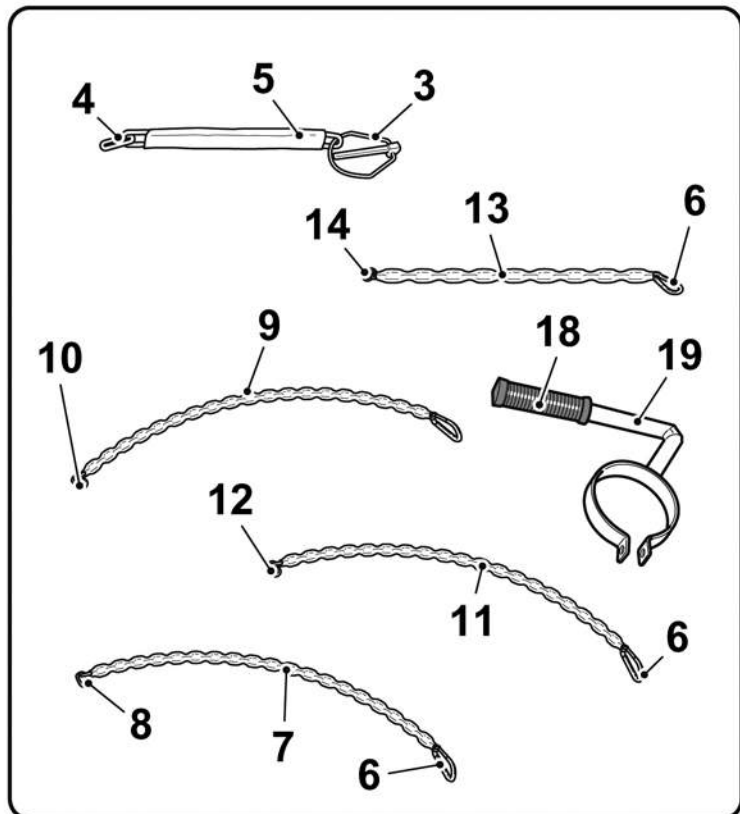
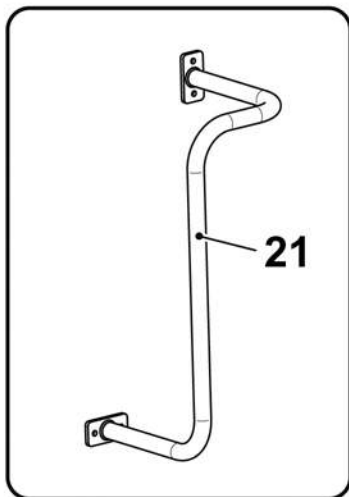
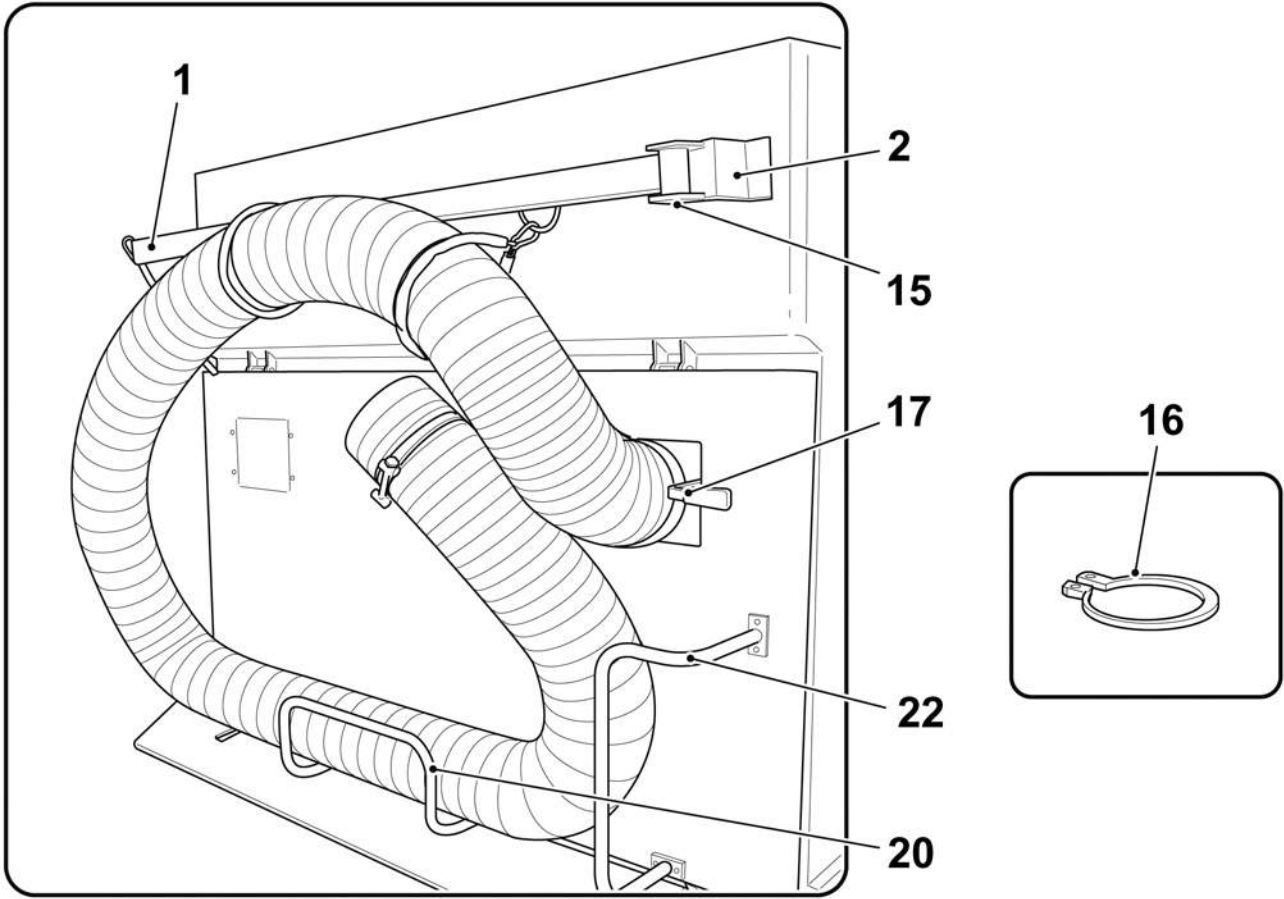
N. Pos.	Cod.	Denominazione	Description	Q.ty
1	A893008000	Rondella D.8x17	D.8x17 Washer	20
2	A151008025	Vite M8x25	M8x25 Screw	2
3	A892817000	Rondella D.17x30	D.17x30 Washer	14
4	AAA1216000	Dado autobloccante M16	M16 Lock nut	6
5	6240017BZP	Spazzola PPL-ACCIAIO	PPL-STEEL Brush	1
	6240017BZN	Spazzola PPL (Opt)	PPL Brush (Opt)	1
6	A902812000	Rondella D.8x24	D.8x24 Washer	28
7	6020017DQB	Supporto motore	Moto support	1
8	5260041513	Cilindro idraulico	Hydraulic cylinder	2
		Formato da:	Comprised of:	
9	C38D900000	Kit guarnizioni cilindro 41513	41513 Cylinder gasket kit	1
10	D66Q800000	Motore idraulico	Hydraulic motor	1
		Formato da:	Comprised of:	
11	C39Y000000	Kit guarnizioni motore	Motor gasket kit	1
12	6294913452	Flangia	Flange	1
13	6294910244	Mozzo	Hub	1
14	A191016065	Vite M16x65	M16x65 Screw	1
15	A040508050	Vite M8x50	M8x50 Screw	5
16	6020017DNS	Supporto ugelli acqua Dx	R.H. Water nozzle support	1
17	6020017DNR	Supporto ugelli acqua Sx	L.H. Water nozzle support	1
18	A150608016	Vite M8x16	M8x16 Screw	4
19	A170812040	Vite M12x40	M12x40 Screw	4
20	6070410245	Rondella D.8,5	D.8,5 Washer	1
21	D452000000	Nipples 1/2"	1/2" Nipple	2
22	A933200000	Rondella rame D.1/2"	D.1/2" Copper washer	6



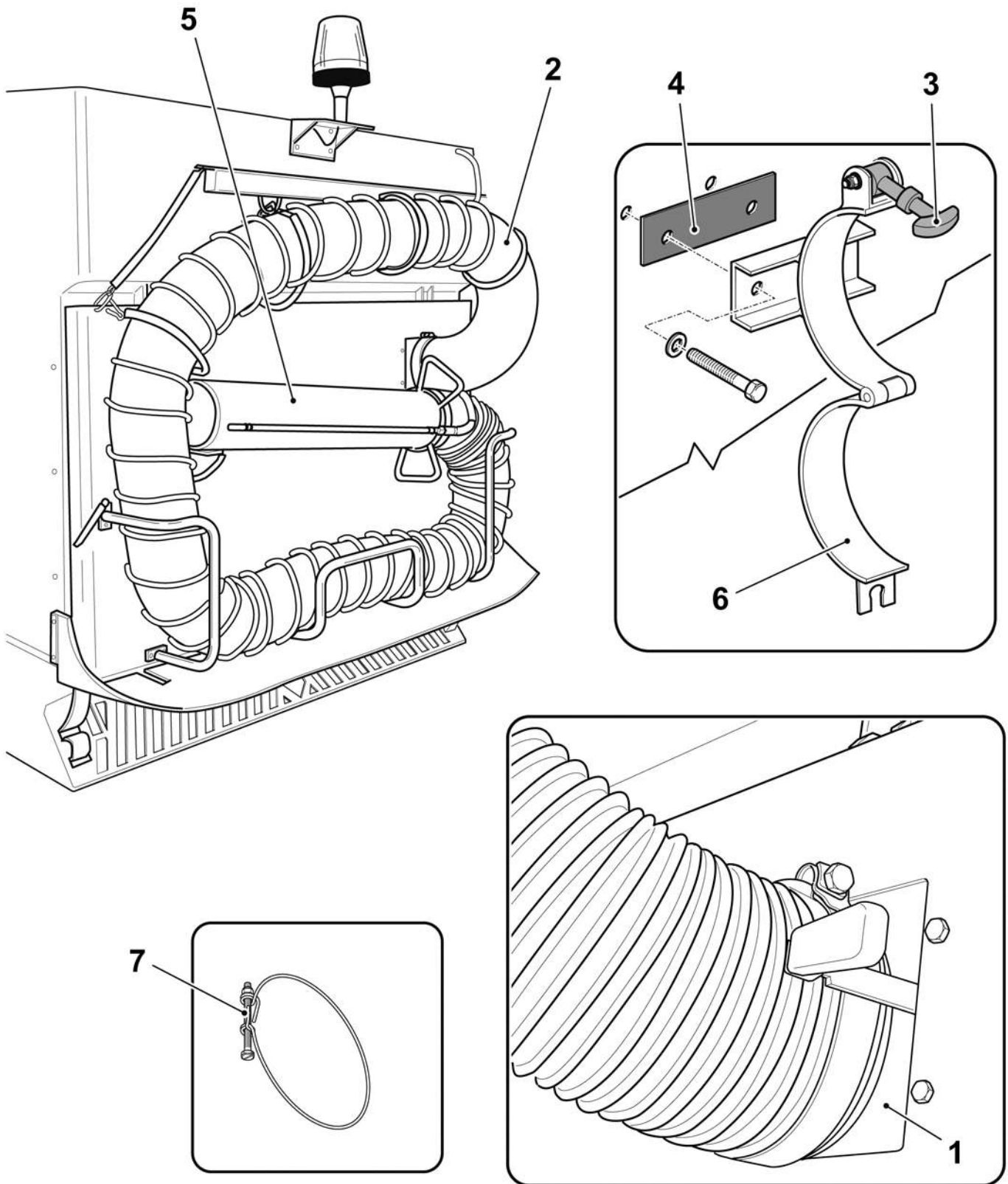
DFRE095400

Gruppo - Group 12 (Opt)

N. Pos.	Cod.	Denominazione	Description	Q.ty
1	6020017BHQ	Braccio	Arm	1
2	6020017BHN	Supporto braccio	Arm support	1
3	AC60405046	Spina D.5x46	D.5x46 Pin	1
4	6020017BWR	Catena L=170	L=170 Chain	1
5	6110017BWS	Guaina	Sheat	1
6	DAV2300000	Moschettone	Spring catch	Cr
7	6110017BWV	Guaina	Sheat	1
8	6300017BWU	Catena L=590	L=590 Chain	1
9	6110017BWY	Guaina	Sheat	1
10	6300017BWX	Catena L=510	L=510 Chain	1
11	6110017BXB	Guaina	Sheat	1
12	6300017BXA	Catena L=540	L=540 Chain	1
13	6110017BXE	Guaina	Sheat	1
14	6300017BXD	Catena L=360	L=360 Chain	1
15	6031141228	Spinotto tubo	Hose pin	1
16	AAT1017000	Anello	Ring	1
17	6020017BVN	Leva apertura	Opening lever	1
18	C040133000	Manopola in gomma	Hand grip	1
19	6020413041	Maniglia	Handle	1
20	6141017BYK	Tubo centrale di sostegno	Central support tube	1
21	6141017BYJ	Tubo Dx di sostegno	R.H. Support tube	1
22	6141017BWQ	Tubo Sx di sostegno	L.H. Support tube	1

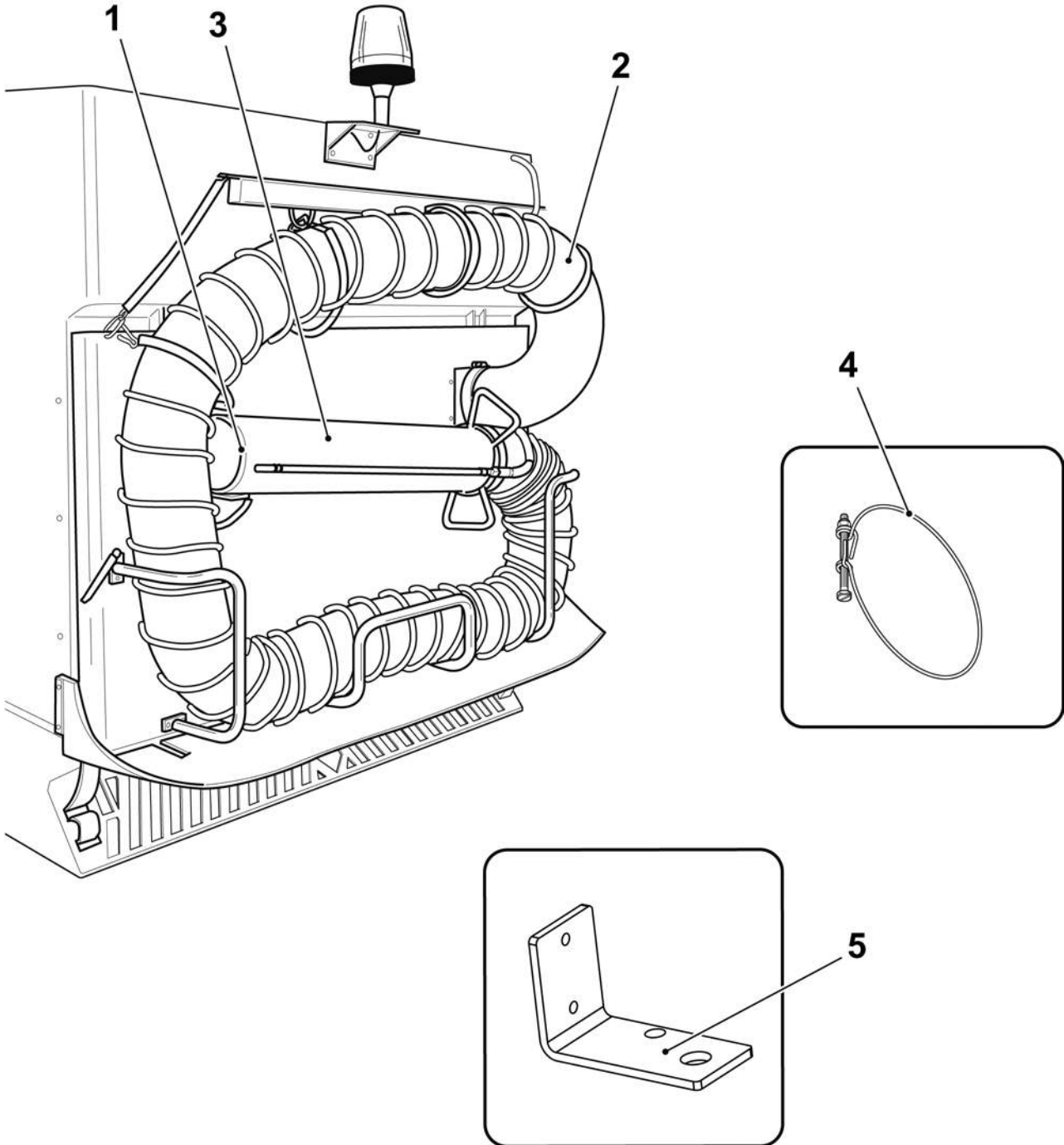


DFRE095500





DFRE095600

<i>N. Pos.</i>	<i>Cod.</i>	<i>Denominazione</i>	<i>Description</i>	<i>Q.ty</i>
1	6070110509	Anello tubo	Hose ring	1
2	6000046404	Tubo D.150	D.150 Hose	1
3	5300040817	Tubo	Hose	1
4	AAN1900000	Fascetta	Clamp	1
5	6021041235	Supporto tubo	Hose support	1



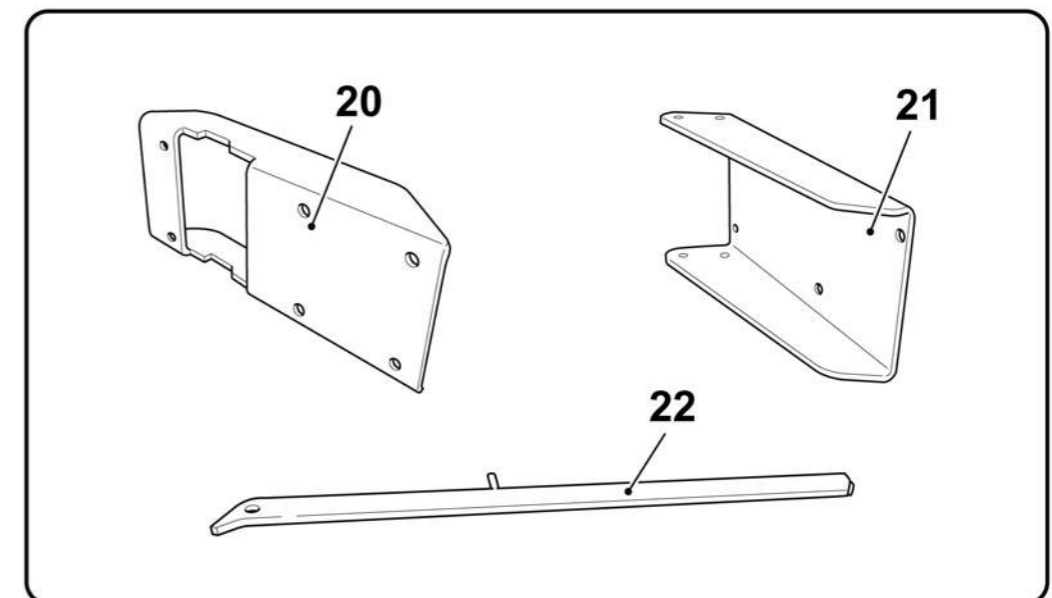
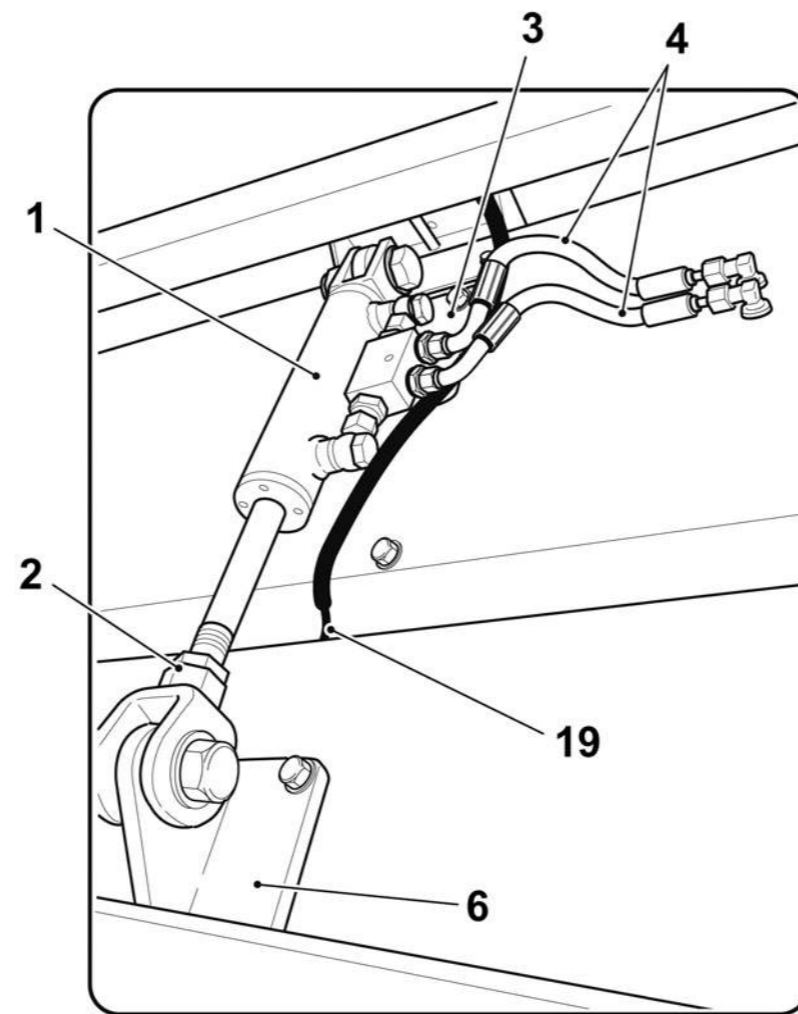
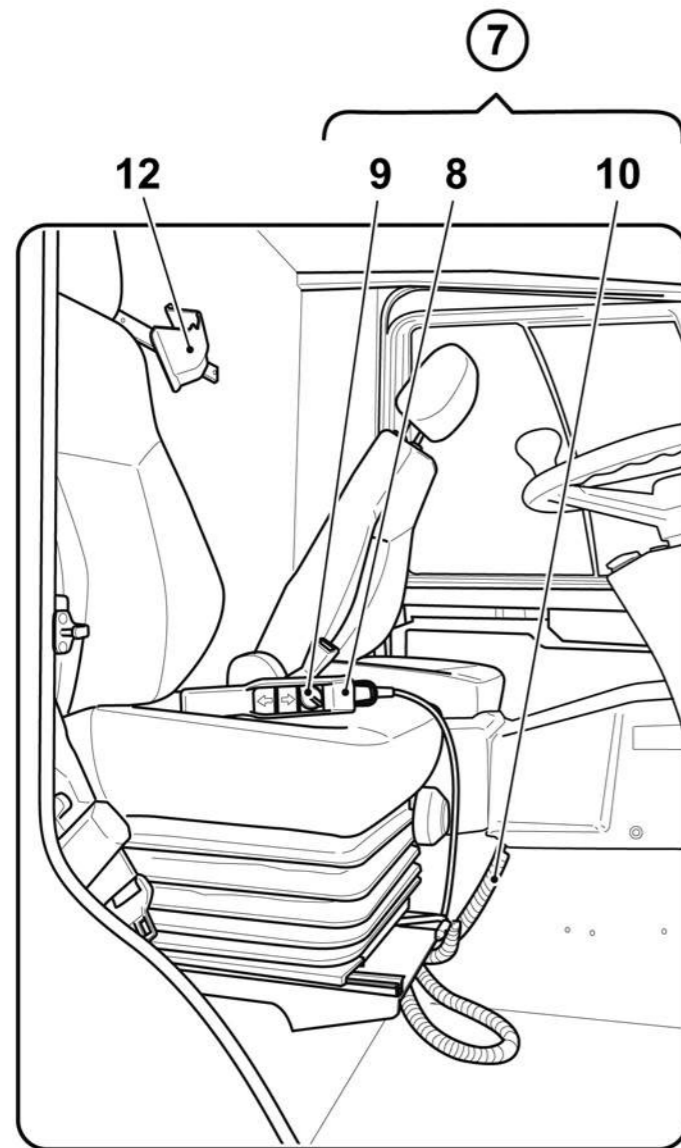
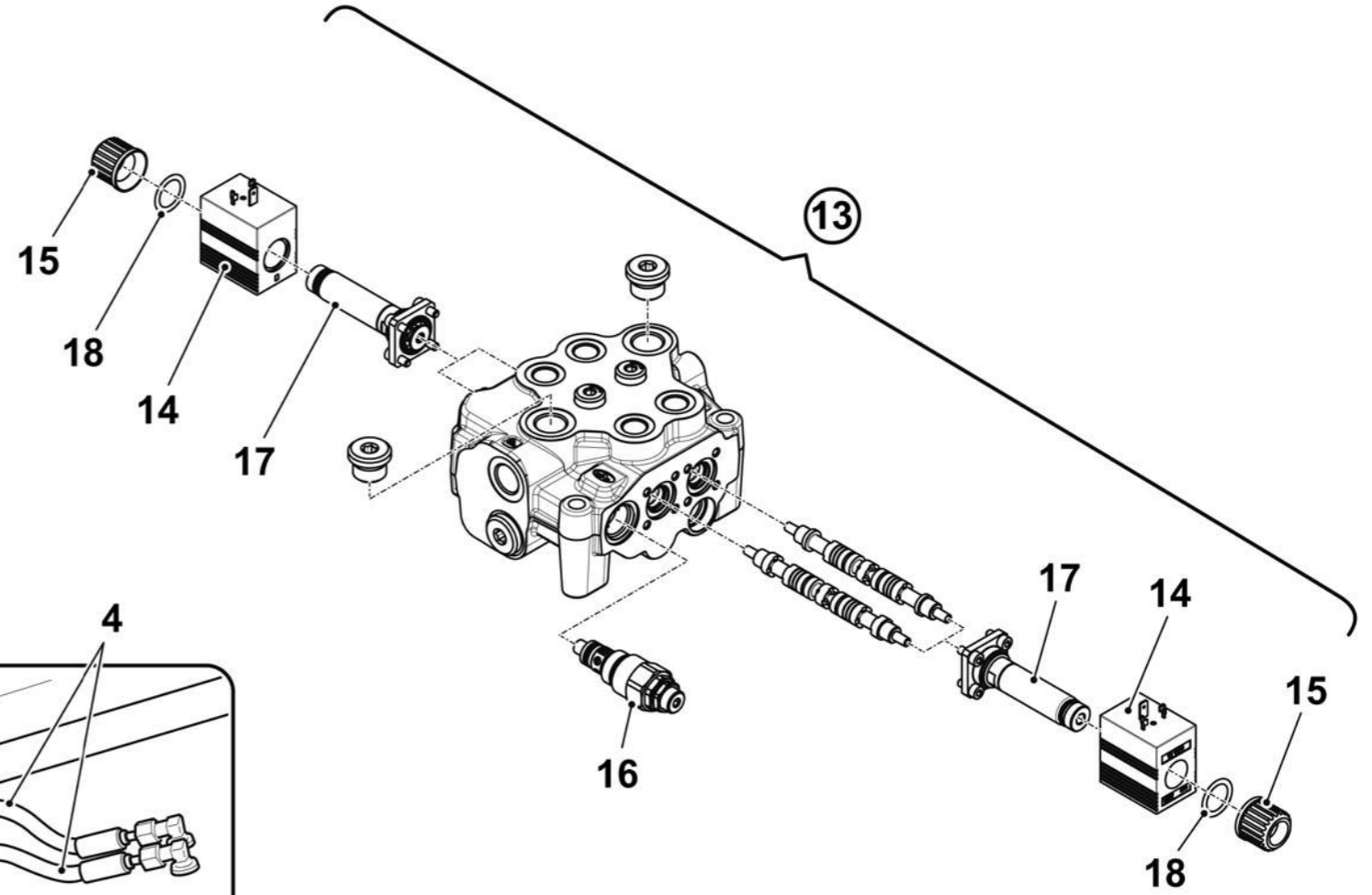
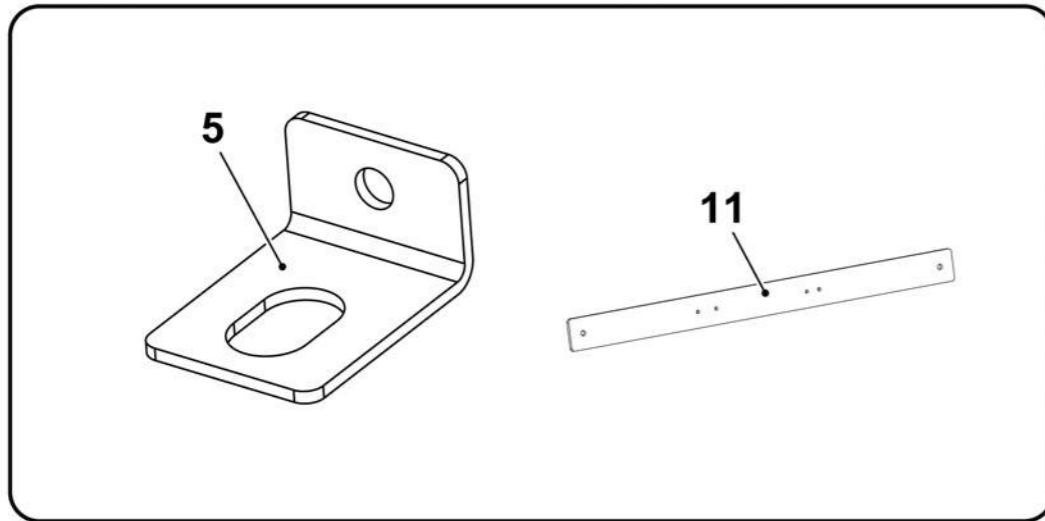
DFRE095700



DFRE082100

Gruppo - Group 13 (Opt)

N. Pos.	Cod.	Denominazione	Description	Q.ty
1	5260046KNP	Cilindro apertura	Opening cylinder	1
2	5260046KNS	Forcella	Fork	1
3	6020017DBZ	Supporto	Support	1
4	6020017DCK	Tube apertura portello	Door opening hose	2
5	6020046MEJ	Supporto sensore	Sensor support	1
6	6020046KNG	Supporto	Support	1
7	4160022CVD	Kit pulsantiera	Keyboard kit	1
		Formato da:	Comprised of:	
8	E14E800000	Pulsantiera	Keyboard	1
9	E461800000	Selettore	Selector	1
10	E586700000	Cavo	Cable	1
11	6020017DVY	Piatto	Plate	1
12	6100022BTR	Porta telecomando	Remote control holder	1
13	6480017DHR	Distributore ventola	Fan distributor	1
		Formato da:	Comprised of:	
14	D69T000000	Bobina 12V	12V Coil	2
15	D69T100000	Ghiera	Nut	2
16	D69T200000	Valvola	Valve	1
17	D69T300000	Solenoid	Solenoid	2
18	B57A700000	Or	Or	2
19	E636200000	Sensore	Sensor	1
20	6020017DCA	Rinforzo	Reinforcement	1
21	6020017DCB	Rinforzo	Reinforcement	1
22	6020017EKS	Piatto	Plate	1



Indice alfanumerico
Alphanumeric index

Codice Code	Tavola Drawing	Pos. Position	Codice Code	Tavola Drawing	Pos. Position	Codice Code	Tavola Drawing	Pos. Position
2190017DJA	TAV. 8.3	1	6020017BFS	TAV. 6.2	6	6020017CUE	TAV. 1.4	18
2290017CRC	TAV. 7.2	1	6020017BGV	TAV. 7.1	19	6020017CUG	TAV. 1.4	19
4030017CEF	TAV. 2.3	1	6020017BHN	TAV. 12.1	2	6020017CUG	TAV. 1.5	19
4080017BYT	TAV. 0.3	1	6020017BHQ	TAV. 12.1	1	6020017CUW	TAV. 1.1.1	8
4080017BYU	TAV. 3.2	35	6020017BVL	TAV. 7.1	17	6020017CVE	TAV. 1.4	14
4160017AWE	TAV. 8.4	1	6020017BVN	TAV. 12.1	17	6020017CVH	TAV. 1.5	18
4160017AWX	TAV. 8.7	17	6020017BVP	TAV. 7.4	1	6020017CVJ	TAV. 1.2	8
4160017ELD	TAV. 8.7	1	6020017BVT	TAV. 7.4	2	6020017CVK	TAV. 1.5	14
4160022CVD	TAV. 13.1	7	6020017BWD	TAV. 7.1	3	6020017CWJ	TAV. 1.3.1	5
4160046NEG	TAV. 8.7.1	9	6020017BWR	TAV. 7.1	15	6020017CWK	TAV. 1.3.1	3
4260010306	TAV. 10.1	28	6020017BWR	TAV. 12.1	4	6020017CWL	TAV. 1.3.1	4
4260010306	TAV. 11.3.1	7	6020017BYX	TAV. 4.2	22	6020017CWN	TAV. 1.3	8
4260010494	TAV. 7.3	7	6020017BZD	TAV. 4.2	21	6020017CWP	TAV. 1.3	9
4260010494	TAV. 10.1	24	6020017BZT	TAV. 2.3	4	6020017CWQ	TAV. 1.3	6
4260010611	TAV. 6.1	4	6020017CAE	TAV. 0.8	1	6020017CWS	TAV. 1.3	10
4260010611	TAV. 10.1	22	6020017CCJ	TAV. 2.3	47	6020017CWT	TAV. 1.3	11
4260017AUZ	TAV. 1.4	10	6020017CCP	TAV. 2.3	48	6020017CXN	TAV. 2.1	37
4260017AUZ	TAV. 1.5	10	6020017CCR	TAV. 2.3	41	6020017CZW	TAV. 9.1	1
4260017AUZ	TAV. 10.1	26	6020017CCS	TAV. 2.3	42	6020017DAB	TAV. 8.1	18
4260017DPX	TAV. 11.6	23	6020017CCW	TAV. 2.3	10	6020017DAL	TAV. 7.1	10
4260017DUF	TAV. 1.3	4	6020017CCW	TAV. 12.4	1	6020017DAN	TAV. 7.1	9
4260017DUF	TAV. 10.1	33	6020017CCZ	TAV. 2.1	22	6020017DAS	TAV. 1.1.1	7
4260017DWX	TAV. 10.1	45	6020017CDB	TAV. 2.1	1	6020017DAV	TAV. 1.1.1	11
4260017DWX	TAV. 11.6	21	6020017CDD	TAV. 2.2	1	6020017DBA	TAV. 2.3.1	2
5020046139	TAV. 11.7	2	6020017CDF	TAV. 2.2	2	6020017DBC	TAV. 2.3.1	3
5160017AXB	TAV. 0.7	6	6020017CDG	TAV. 2.2	22	6020017DBT	TAV. 1.3	21
5160017AXC	TAV. 0.7	8	6020017CDH	TAV. 2.2	24	6020017DBU	TAV. 12.2	1
5160017AXD	TAV. 0.7	7	6020017CDJ	TAV. 2.2	23	6020017DBZ	TAV. 13.1	3
5260010466	TAV. 7.1	13	6020017CDM	TAV. 2.3	8	6020017DCA	TAV. 13.1	20
5260016031	TAV. 0.3	12	6020017CDN	TAV. 2.4	1	6020017DCB	TAV. 13.1	21
5260016031	TAV. 10.1	21	6020017CDN	TAV. 2.1.1	1	6020017DCK	TAV. 10.2	73
5260017DHP	TAV. 10.1	27	6020017CDP	TAV. 2.1.1	3	6020017DCK	TAV. 13.1	4
5260017DHP	TAV. 11.2	5	6020017CDS	TAV. 2.1	27	6020017DCR	TAV. 1.1.1	10
5260041513	TAV. 10.1	47	6020017CDT	TAV. 2.1	25	6020017DCS	TAV. 1.1.1	9
5260041513	TAV. 11.7.2	8	6020017CEA	TAV. 2.1	21	6020017DCT	TAV. 1.1.1	12
5260042363	TAV. 10.1	48	6020017CEB	TAV. 2.3	43	6020017DCZ	TAV. 1.1.1	4
5260042363	TAV. 11.7	4	6020017CEE	TAV. 2.3	17	6020017DDA	TAV. 9.1	3
5260046KNP	TAV. 10.1	52	6020017CEG	TAV. 2.1	26	6020017DEY	TAV. 9.1	2
5260046KNP	TAV. 13.1	1	6020017CER	TAV. 5.2	4	6020017DEZ	TAV. 8.5	17
5260046KNS	TAV. 13.1	2	6020017CES	TAV. 5.2	5	6020017DFG	TAV. 8.5	2
5300040817	TAV. 12.3	3	6020017CFA	TAV. 7.1	20	6020017DFH	TAV. 8.5	9
6000016764	TAV. 0.2	11	6020017CHK	TAV. 0.1	4	6020017DFP	TAV. 8.5	13
6000043806	TAV. 8.6	10	6020017CKC	TAV. 8.6	8	6020017DFQ	TAV. 9.1	3
6000046404	TAV. 12.3	2	6020017CMX	TAV. 1.1.1	1	6020017DHB	TAV. 11.5	8
6020007858	TAV. 8.2	2	6020017CNG	TAV. 1.3	1	6020017DHC	TAV. 11.5	4
6020016027	TAV. 0.2	12	6020017CNJ	TAV. 8.7	2	6020017DHD	TAV. 11.5	3
6020016392	TAV. 9.1	7	6020017CNR	TAV. 11.3.1	2	6020017DHE	TAV. 11.5	2
6020016396	TAV. 1.6	2	6020017CPG	TAV. 5.1	8	6020017DHF	TAV. 11.5	5
6020016418	TAV. 2.2	25	6020017CPS	TAV. 11.3.1	12	6020017DJV	TAV. 11.1	6
6020016590	TAV. 4.1	10	6020017CPU	TAV. 11.3.1	4	6020017DKA	TAV. 11.2	20
6020016647	TAV. 11.2	3	6020017CPV	TAV. 11.1	3	6020017DKV	TAV. 8.2	17
6020016652	TAV. 11.2	2	6020017CQF	TAV. 1.1	3	6020017DKX	TAV. 1.1	2
6020016662	TAV. 11.2	1	6020017CQK	TAV. 1.1	1	6020017DLT	TAV. 9.1	4
6020016922	TAV. 2.3	24	6020017CQM	TAV. 1.1	1	6020017DLY	TAV. 9.1	4
6020016922	TAV. 12.4	2	6020017CQP	TAV. 0.1	5	6020017DMG	TAV. 11.7	3
6020017011	TAV. 2.2	9	6020017CRM	TAV. 7.1	6	6020017DML	TAV. 11.7	30
6020017ABF	TAV. 2.3	36	6020017CRN	TAV. 7.1	18	6020017DMT	TAV. 11.7	33
6020017AUY	TAV. 1.2	1	6020017CRS	TAV. 1.1	3	6020017DMV	TAV. 11.6	8
6020017AXR	TAV. 8.7.1	1	6020017CSH	TAV. 8.2	8	6020017DND	TAV. 11.6	10
6020017AYX	TAV. 7.2	2	6020017CSN	TAV. 8.1	6	6020017DNK	TAV. 11.6	13
6020017AZB	TAV. 7.2	4	6020017CTE	TAV. 5.1	10	6020017DNR	TAV. 11.7.2	17
6020017AZR	TAV. 7.1	11	6020017CTJ	TAV. 1.4	12	6020017DNS	TAV. 11.7.2	16
6020017AZW	TAV. 7.1.1	2	6020017CTJ	TAV. 1.5	12	6020017DNV	TAV. 2.3	40
6020017BAD	TAV. 7.1	1	6020017CTL	TAV. 1.4	23	6020017DNY	TAV. 5.1	8
6020017BAE	TAV. 7.1	2	6020017CTL	TAV. 1.5	23	6020017DPC	TAV. 0.1	6
6020017BCG	TAV. 5.1	12	6020017CTS	TAV. 1.4	13	6020017DPD	TAV. 0.1	7
6020017BDH	TAV. 4.2	20	6020017CTS	TAV. 1.5	13	6020017DPY	TAV. 9.2	7
6020017BDK	TAV. 4.2	19	6020017CTT	TAV. 3.1	11	6020017DQB	TAV. 11.7.2	7

Codice Code Tavola Drawing Pos. Position	Codice Code Tavola Drawing Pos. Position	Codice Code Tavola Drawing Pos. Position
D73X200000 TAV. 10.1 39	D925800000 TAV. 9.1.1 13	DX40140184 TAV. 3.4 10
D73X400000 TAV. 0.8 7	D927600000 TAV. 9.1 5	E018300000 TAV. 0.7 1
D73X500000 TAV. 4.1 5	D928400000 TAV. 8.7.1 16	E021400000 TAV. 0.7 10
D743700000 TAV. 4.2 1	D951100000 TAV. 6.1 10	E022800000 TAV. 8.7.1 10
D74X100000 TAV. 4.3 9	D952500000 TAV. 11.2 7	E023000000 TAV. 8.7.1 11
D75AF00000 TAV. 10.1 37	D953000000 TAV. 6.1 7	E023200000 TAV. 0.7 12
D75BQ00000 TAV. 4.3 8	D971700000 TAV. 8.1 2	E023200000 TAV. 8.7.1 13
D75BQ00000 TAV. 10.1 2	D971900000 TAV. 8.1 5	E023900000 TAV. 0.7 11
D75QJ00000 TAV. 10.1 19	D974300000 TAV. 8.1 3	E024000000 TAV. 0.7 3
D75R000000 TAV. 4.2 10	D974900000 TAV. 11.4 2	E025000000 TAV. 8.7.1 12
D75R000000 TAV. 10.1 5	D991500000 TAV. 4.1 8	E041462000 TAV. 10.1 34
D75S100000 TAV. 8.2 6	D991700000 TAV. 4.3 3	E042900000 TAV. 10.1 43
D75S100000 TAV. 10.1 6	D991900000 TAV. 4.1 6	E064400000 TAV. 7.1 5
D75T000000 TAV. 4.3 1	D993300000 TAV. 4.1 7	E064400000 TAV. 8.1 14
D75T000000 TAV. 10.1 4	D993400000 TAV. 4.1 9	E071100000 TAV. 8.1 23
D760600000 TAV. 3.2 30	DA80700000 TAV. 10.3 2	E072300000 TAV. 8.1 20
D760800000 TAV. 3.2 34	DAK0000020 TAV. 0.4 10	E073500000 TAV. 8.1 21
D760900000 TAV. 3.2 33	DAK0000020 TAV. 3.3 7	E081500000 TAV. 8.1 9
D760A00000 TAV. 3.2 6	DAK0000040 TAV. 3.2 29	E081700000 TAV. 11.1 1
D761000000 TAV. 3.2 32	DAK0000041 TAV. 3.2 31	E081700000 TAV. 11.4 1
D761100000 TAV. 3.2 27	DAK0000044 TAV. 3.2 4	E093100000 TAV. 8.1 11
D761600000 TAV. 3.2 10	DAK0000046 TAV. 0.4 7	E113700000 TAV. 9.2 8
D761900000 TAV. 3.2 5	DAK0000046 TAV. 3.3 10	E113800000 TAV. 9.2 3
D762000000 TAV. 3.2 1	DAK0000156 TAV. 3.2 7	E114300000 TAV. 9.2 2
D762100000 TAV. 3.2 2	DAK0000157 TAV. 3.2 8	E115600000 TAV. 9.2 4
D762200000 TAV. 0.4 5	DAK0000158 TAV. 0.3 8	E120900000 TAV. 8.1 12
D762200000 TAV. 3.3 6	DAK0000158 TAV. 3.2 9	E121000000 TAV. 8.1 13
D762300000 TAV. 3.3 13	DAK0000173 TAV. 0.3 17	E136100000 TAV. 8.4 19
D762400000 TAV. 3.3 3	DAN3700000 TAV. 3.2 25	E136200000 TAV. 8.4 2
D762900000 TAV. 3.2 15	DAN6100000 TAV. 0.3 16	E136300000 TAV. 8.4 5
D765F00000 TAV. 0.3 5	DAP0100000 TAV. 0.4 3	E136400000 TAV. 8.4 7
D766D00000 TAV. 0.4 8	DAP0100000 TAV. 3.3 4	E136500000 TAV. 8.4 15
D766D00000 TAV. 3.3 11	DAP0200000 TAV. 0.4.1 5	E143900000 TAV. 11.4.1 3
D76D200000 TAV. 0.4 13	DAP0200000 TAV. 3.4 5	E143900000 TAV. 8.5 6
D76D200000 TAV. 3.3 9	DAP0300000 TAV. 0.4.1 2	E148600000 TAV. 8.7 4
D76D600000 TAV. 0.3 9	DAP0300000 TAV. 3.4 2	E149900000 TAV. 8.7 3
D76G700000 TAV. 3.2 11	DAP0400000 TAV. 0.4 12	E149900000 TAV. 8.5 8
D76L800000 TAV. 3.2 3	DAP0400000 TAV. 3.3 8	E14A600000 TAV. 8.7 9
D76L900000 TAV. 3.2 24	DAP0500000 TAV. 0.4 2	E14A800000 TAV. 8.7 12
D76M200000 TAV. 3.2 19	DAP0700000 TAV. 3.2 23	E14E800000 TAV. 13.1 8
D76X200000 TAV. 0.4 1	DAP0800000 TAV. 3.2 26	E14H500000 TAV. 11.4.1 4
D76X400000 TAV. 0.4 9	DAP1000000 TAV. 0.3 2	E14H600000 TAV. 11.4.1 5
D76X500000 TAV. 3.2 16	DAP1400000 TAV. 0.3 6	E14H700000 TAV. 11.4.1 6
D76X600000 TAV. 3.2 28	DAP1500000 TAV. 0.3 11	E14P200000 TAV. 8.7 6
D787300000 TAV. 4.4 3	DAP1700000 TAV. 0.3 4	E14P300000 TAV. 8.7 7
D810800000 TAV. 3.5 4	DAP1900000 TAV. 0.3 14	E14P400000 TAV. 8.7 8
D810800000 TAV. 4.3 13	DAP2000000 TAV. 0.3 14	E14P500000 TAV. 8.7 13
D812700000 TAV. 4.3 4	DAP2100000 TAV. 0.3 3	E14P600000 TAV. 8.7 10
D814400000 TAV. 4.2 11	DAP2600000 TAV. 0.3 10	E14P700000 TAV. 8.7 11
D814500000 TAV. 4.2 12	DAP2700000 TAV. 3.2 13	E14P800000 TAV. 8.7 5
D815800000 TAV. 4.3 6	DAP2800000 TAV. 3.2 14	E151500000 TAV. 8.5 3
D910100000 TAV. 0.4.1 1	DAP6800000 TAV. 3.2 17	E151500000 TAV. 11.1 2
D910200000 TAV. 3.4 1	DAR0208000 TAV. 2.1 17	E151500000 TAV. 11.4.1 1
D910300000 TAV. 3.4 1	DAS1900000 TAV. 0.5 14	E151800000 TAV. 7.3 5
D911200000 TAV. 0.4.1 4	DAT2900000 TAV. 8.8.1 1	E154900000 TAV. 8.9 4
D911200000 TAV. 3.4 4	DAV0300000 TAV. 0.1 3	E156100000 TAV. 8.7 15
D911700000 TAV. 3.4 11	DAV0400000 TAV. 1.6 7	E157100000 TAV. 2.3 21
D911800000 TAV. 3.4 11	DAV2300000 TAV. 1.6 8	E157100000 TAV. 12.4 5
D911900000 TAV. 0.4.1 9	DAV2300000 TAV. 12.1 6	E165100000 TAV. 8.7 16
D911900000 TAV. 3.4 9	DAZ0100000 TAV. 3.1 14	E178700000 TAV. 0.8 3
D912000000 TAV. 0.4.1 8	DAZ1400000 TAV. 0.2 4	E180100000 TAV. 0.2 15
D912000000 TAV. 3.4 8	DAZ1400000 TAV. 3.1 4	E180900000 TAV. 8.7.1 6
D912200000 TAV. 0.4.1 7	DAZ3200000 TAV. 0.2 5	E181700000 TAV. 8.7.1 5
D912200000 TAV. 3.4 7	DAZ3200000 TAV. 3.1 5	E183500000 TAV. 3.1 15
D917500000 TAV. 0.4.1 3	DAZ6900000 TAV. 0.2 13	E200400000 TAV. 9.2 1
D917600000 TAV. 3.4 3	DAZ6900000 TAV. 3.1 13	E215900000 TAV. 0.7 9
D921600000 TAV. 12.2 3	DX40140173 TAV. 0.4.1 6	E250900000 TAV. 11.4.1 2
D924400000 TAV. 9.1.1 11	DX40140180 TAV. 3.4 6	E252400000 TAV. 7.3 6

INDICE ALFANUMERICO

Ed. 11/15 | Rev. 00



Codice Code	Tavola Drawing	Pos. Position	Codice Code	Tavola Drawing	Pos. Position	Codice Code	Tavola Drawing	Pos. Position
E261000000	TAV. 7.5	1	T0095	TAV. 10.2	3	T1562	TAV. 10.2	76
E261100000	TAV. 7.5	1	T0243	TAV. 10.2	4	T1563	TAV. 10.2	77
E277500000	TAV. 11.6	37	T0266	TAV. 10.2	5	T1564	TAV. 10.2	78
E285600000	TAV. 11.1	8	T0295	TAV. 10.2	6	T1565	TAV. 10.2	79
E291600000	TAV. 4.1	4	T0299	TAV. 10.2	7	T1566	TAV. 10.2	80
E303400000	TAV. 8.4	23	T0300	TAV. 10.2	8	T1567	TAV. 10.2	81
E335400000	TAV. 8.7.1	3	T0309	TAV. 10.2	9	T1568	TAV. 10.2	82
E336000000	TAV. 8.7.1	2	T0314	TAV. 10.2	10	T1570	TAV. 10.2	83
E336900000	TAV. 8.7.1	7	T0369	TAV. 10.2	11	T1571	TAV. 10.2	65
E338500000	TAV. 8.7.1	4	T0387	TAV. 10.2	12	T1572	TAV. 10.2	85
E338900000	TAV. 8.7.1	8	T0493	TAV. 10.2	13	T1573	TAV. 10.2	86
E341700000	TAV. 11.4.1	7	T0511	TAV. 10.2	14	T1574	TAV. 10.2	87
E341700000	TAV. 8.5	7	T0532	TAV. 10.2	15	T1575	TAV. 10.2	88
E363400000	TAV. 4.1	2	T0610	TAV. 10.2	16	T1576	TAV. 10.2	89
E380400000	TAV. 4.1	14	T0618	TAV. 10.2	17	T1577	TAV. 10.2	90
E390200000	TAV. 10.1	51	T0661	TAV. 10.2	18	T1579	TAV. 10.2	91
E391600000	TAV. 10.3	8	T0762	TAV. 10.2	19	T1581	TAV. 10.2	92
E394800000	TAV. 10.3	3	T1005	TAV. 10.2	20	T1582	TAV. 10.2	93
E395700000	TAV. 5.1	6	T1166	TAV. 10.2	21	T1583	TAV. 10.2	94
E396100000	TAV. 10.3	5	T1178	TAV. 10.2	22	T1584	TAV. 10.2	63
E461800000	TAV. 13.1	9	T1188	TAV. 10.2	24	T1585	TAV. 10.2	84
E586700000	TAV. 13.1	10	T1194	TAV. 10.2	25	T1586	TAV. 10.2	23
E631000000	TAV. 11.1	4	T1198	TAV. 10.2	26	T1592	TAV. 10.2	41
E631000000	TAV. 11.7	24	T1225	TAV. 10.2	27	T1609	TAV. 10.2	60
E634400000	TAV. 5.1	4	T1230	TAV. 10.2	28			
E636200000	TAV. 13.1	19	T1258	TAV. 10.2	29			
F017M00000	TAV. 8.4	22	T1267	TAV. 10.2	30			
F01A000000	TAV. 8.2	16	T1278	TAV. 10.2	31			
F01UX30000	TAV. 8.5	18	T1281	TAV. 10.2	32			
F02G010000	TAV. 8.3	24	T1282	TAV. 10.2	33			
F02H400000	TAV. 4.2	5	T1283	TAV. 10.2	34			
F02P8A0000	TAV. 8.3	5	T1284	TAV. 10.2	35			
F02R100000	TAV. 8.3	9	T1285	TAV. 10.2	36			
F02R200000	TAV. 8.3	12	T1287	TAV. 10.2	37			
F02R300000	TAV. 8.3	17	T1288	TAV. 10.2	38			
F02R400000	TAV. 8.3	13	T1289	TAV. 10.2	39			
F02R500000	TAV. 8.3	14	T1290	TAV. 10.2	40			
F02R600000	TAV. 8.3	15	T1302	TAV. 10.2	42			
F02R700000	TAV. 8.3	16	T1303	TAV. 10.2	43			
F02R800000	TAV. 8.3	19	T1306	TAV. 10.2	44			
F02R900000	TAV. 8.3	23	T1307	TAV. 10.2	45			
F02Y200000	TAV. 8.3	18	T1308	TAV. 10.2	46			
F041700000	TAV. 8.5	30	T1308	TAV. 11.2	24			
F061400000	TAV. 8.5	24	T1310	TAV. 10.2	47			
F070700000	TAV. 8.5	29	T1311	TAV. 10.2	48			
F191000000	TAV. 8.5	27	T1312	TAV. 10.2	49			
F191100000	TAV. 8.5	27	T1319	TAV. 10.2	50			
F192600000	TAV. 8.1	4	T1320	TAV. 10.2	51			
F192700000	TAV. 8.1	4	T1323	TAV. 10.2	52			
F194300000	TAV. 8.5	4	T1326	TAV. 10.2	53			
F194600000	TAV. 8.1	22	T1331	TAV. 10.2	54			
F198600000	TAV. 8.4	21	T1334	TAV. 10.2	55			
F198700000	TAV. 8.4	20	T1336	TAV. 10.2	56			
F198800000	TAV. 8.4	20	T1337	TAV. 10.2	57			
F198900000	TAV. 8.4	26	T1355	TAV. 10.2	58			
F199900000	TAV. 8.5	22	T1356	TAV. 10.2	59			
F199910000	TAV. 8.5	22	T1366	TAV. 10.2	61			
F199920000	TAV. 8.5	23	T1368	TAV. 10.2	62			
F199930000	TAV. 8.5	23	T1370	TAV. 10.2	64			
F199940000	TAV. 8.5	28	T1374	TAV. 10.2	66			
F199950000	TAV. 8.5	26	T1375	TAV. 10.2	67			
F19C100000	TAV. 8.5	31	T1377	TAV. 10.2	68			
F200300000	TAV. 8.3	20	T1398	TAV. 10.2	69			
G480500000	TAV. 2.3	19	T1442	TAV. 10.2	70			
G480900000	TAV. 8.3	8	T1443	TAV. 10.2	71			
G481200000	TAV. 2.3	6	T1522	TAV. 10.2	74			
T0053	TAV. 10.2	1	T1525	TAV. 10.2	72			
T0084	TAV. 10.2	2	T1558	TAV. 10.2	75			

Codice Code	Tavola Drawing	Pos. Position	Codice Code	Tavola Drawing	Pos. Position	Codice Code	Tavola Drawing	Pos. Position

