

WE KNOW CLEAN™



FACTORYCAT®

Mini-HD

Walk-Behind Scrubber for Quality Results

25-29 INCH WORKING
WIDTHS AVAILABLE

Made in the USA 

AVAILABLE IN BOTH
DISK & CYLINDRICAL



Machine Control Panel uses off-the-shelf toggle and marine duty switches and features universal icons which simplifies training.



Squeegee Adjustments made simple with quick change squeegee latch allows tool-less maintenance and 4-sided squeegee blade.



Front Fill System features a retractable hose for easy filling on standard sink-faucets and a stainless screen for bucket filling.




Oversized Vacuum Screen Shut-Off quickly arrests overflow issues to protect the Vacuum Motor.



High Performance motors and down pressure provides an unmatched standard of cleaning.

The Factory Cat Mini-HD Floor Scrubber is known for its simple design and durable construction, offering unmatched value for the customer. The Mini-HD Walk Behind Floor Scrubber comes equipped with a Traction drive which includes a powerful all-gear transaxle for climbing ramps and max operator ease.

While keeping with the constant durability that FactoryCat machines have to offer, your operators will find the Mini-HD Floor Scrubber Dryer easy to maneuver into tight areas, and simple to service. The deck is protected by steel guards and large polyurethane rollers to keep the unit from marking walls.



Total Access to Components

- 1 Inspect Vacuum Motor
- 2 Service Batteries
- 3 Inline Solution Filter
- 4 Inspect Scrub Motors
- 5 Vacuum Screen & Filter
- 6 Drain Saver Basket



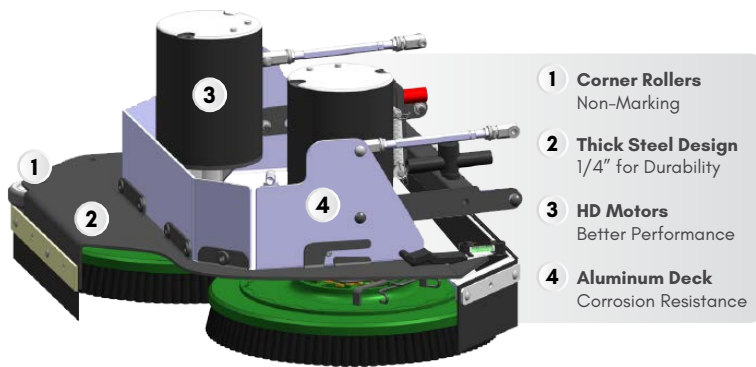
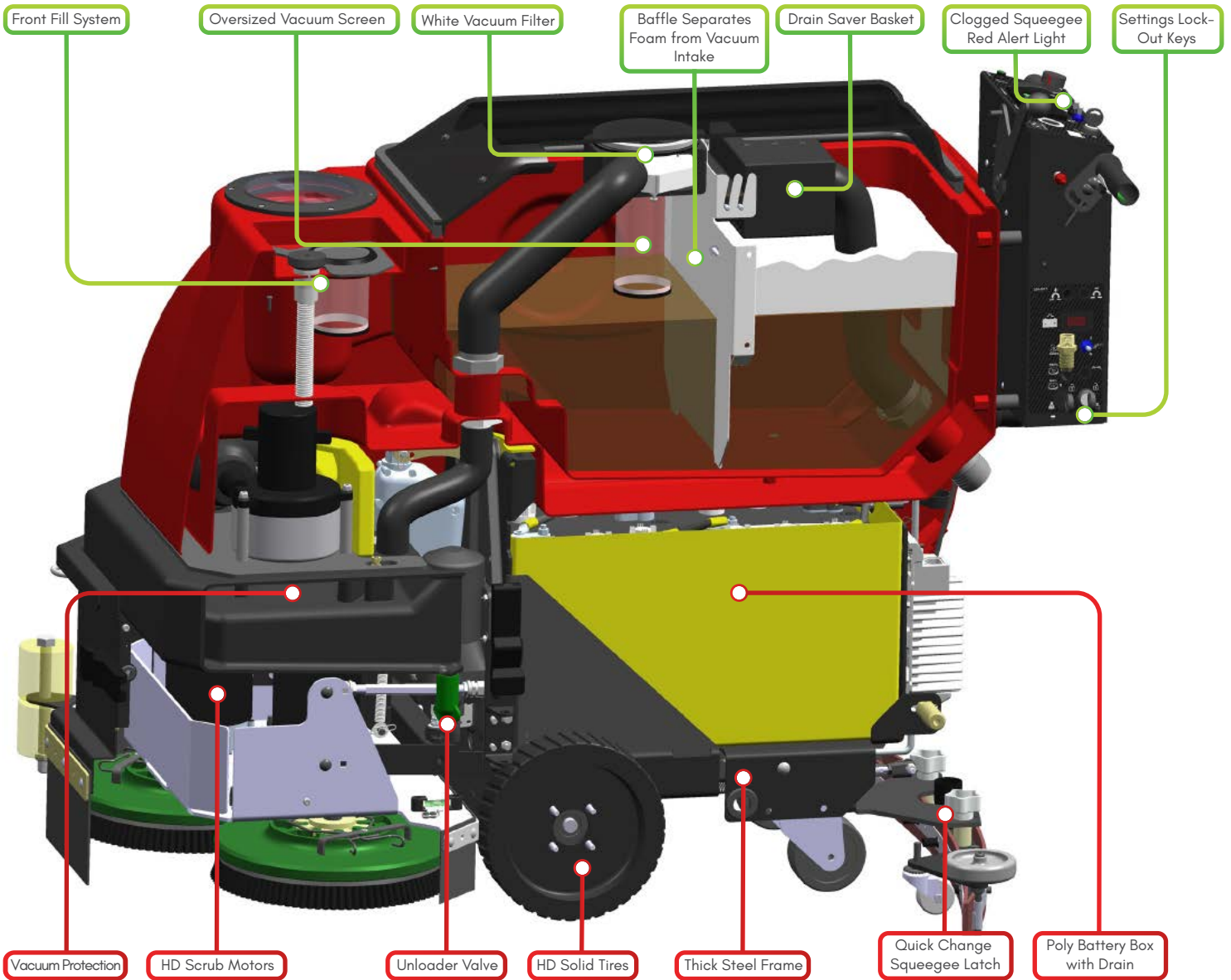
Reduce costly repairs associated with clogged floor drains with our Drain Saver Basket.

Efficient, Effective, and Driven by Results

The Factory Cat Mini-HD is your perfect choice when it comes to professional cleaning results in mid to large areas. These machines are tailor-made for applications in areas such as:

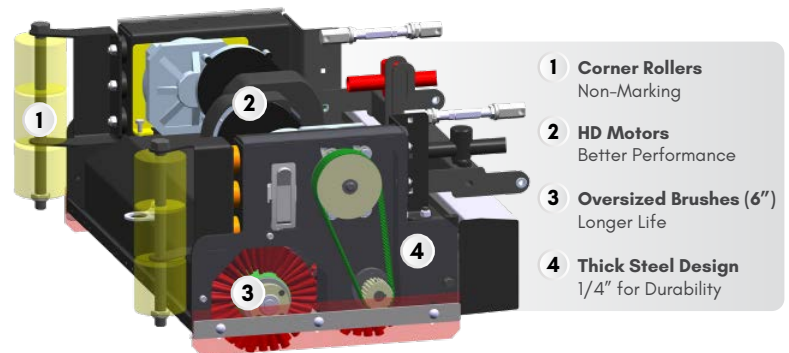
- Fabrication Shops
- Machine Shops
- Manufacturing
- Aviation
- Beverage Distribution
- Warehouses
- Automotive Shops
- Food Packaging
- Sports Arenas
- Schools & Universities

View Inside the Factory Cat MINI-HD Designed with Attention to Detail



Disk Benefits

- Extensive Brush / Pad Selection
- Lowest Maintenance Cost
- Gimballed Drivers Improves Cleaning On Irregular Floors
- Brushes Individually Driven For Unmatched Performance



Cylindrical Benefits

- Eliminates Dust Mopping & Need for Most Pre-Sweeping
- Scrub & Sweep Simultaneously
- Superior Expansion Joint Cleaning

Technical Data

FACTORY CAT MINI-HD AT A GLANCE

BODY CONSTRUCTION / DIMENSIONS

Tank Material:
 Chassis Construction:
 Front Wheels (Diameter x Width):
 Rear Casters (Diameter x Width):
 Size (L x W x H):
 Weight (w/o Batteries):
 Weight (w/ 210 ah Batteries):

SPECIFICATION

Poly 3/8" (9.5 mm)
 3/16" (4.8 mm) Powder Coated Steel
 (2x) 10" x 2.5" ([2x] 25.4 x 6.4 cm) - Solid Black
 (2x) 4" x 2" ([2x] 10.2 x 5.1 cm) - Non-Marking Grey
 52" x 22" x 40" (132.1 x 55.9 x 101.6 cm)
 393 - 443 lbs (178 - 201 kg)
 625 - 675 lbs (284 - 306 kg)

BRUSH / PAD SYSTEM

Disk Dimensions:
Includes Jaws with Rollers for Wall Protection

26" - (2x) 13" Diameter (66 - [2x] 33 cm)
 28" - (2x) 14" Diameter (71.1 - [2x] 35.6 cm)

Disk Motor:
 Optional Motor Upgrade:

(2x) 0.75 hp / 270 rpm ([2x] 559 watts)
 (2x) 1.0 hp / 350 rpm ([2x] 746 watts)

Disk Brush Speed:
 Cylindrical Dimensions:
6" Diameter Brush

270 rpm or 350 rpm
 25" - (2x) 6" x 23" (63.5 - [2x] 15.2 x 58.4 cm)
 29" - (2x) 6" x 27" (73.7 - [2x] 15.2 x 68.6 cm)

Cylindrical Motor:

25" - (2x) 0.75 hp / 350 rpm ([2x] 559 watts)
 29" - (2x) 1.0 hp / 350 rpm ([2x] 746 watts)

Cylindrical Brush Speed:
 Brush Pressure Settings:
 Brush Down Pressure:

750 rpm
 (5) with Auto Adjust
 Up to 175 lbs (79 kg) / 500 lbs (227 kg) Actuator Rating

POWER SYSTEM

System Voltage:
 Standard Battery:
 Optional Battery:
*Includes Onboard Charger

24 VDC
 210 ah WET
 245 ah WET / 250 ah AGM*

Run Time:
**Run times are based on continuous scrubbing run times.

Up to 3.5 Hours**

Charger:

120VAC / 60 Hz Input - 24VDC / 25 amp Output

DRIVE SYSTEM

Power:
 Forward Speed:
 Scrubbing Speed:
 Reverse Speed:

0.75hp - All Gear / Sealed (559 watts)
 0 - 290 ft/min / 0 - 3.3 mph (0 - 88 m/min / 0 - 5 km/h)
 0 - 229 ft/min / 0 - 2.6 mph (0 - 70 m/min / 0 - 4 km/h)
 0 - 202 ft/min / 0 - 2.3 mph (0 - 62 m/min / 0 - 4 km/h)

SOLUTION / RECOVERY SYSTEMS

XL Tank Solution Capacity:
 Solution Flow / Filter:
 XL Tank Recovery Capacity:
 Optional Small Tank Capacity:
 Demisting Chamber:
 Drain Saver:
 Vacuum Power:
 Vacuum Specs (Water Lift / Airflow):
 Squeegee:

21 Gallons (79.5 liters) - w/ Graduated Site Tube
 0 - 0.7 GPM / Stainless Inline (0 - 2 LPM)
 23 Gallons (87.1 liters) - 1.5" diameter Drain Hose
 16 Gal (60.6 liters) Solution / 17 Gal (64.4 liters) Recovery
 1.25 Gallons (4.7 liters)
 30 cubic inches (492 cubic cm)
 0.8 hp / 3 Stage (640 watts)
 68" / 72 cfm (173 cm / 2 cm/m)
 Curved w/ 4-sided Rear Blade & Quick Change Latch
 25C, 26D - 36" (91.4 cm)
 28D, 29C - 39" (99.1 cm)
 Optional - 33" & 42" (83.8, 106.7 cm)

GENERAL

Cleaning Width:
 Productivity - Theoretical:
***Productivity is based off of ISSA 2010 Cleaning Times
 Productivity - Practical:
***Productivity is based off of ISSA 2010 Cleaning Times

26" & 28" - Disk (66 & 71.1 cm)
 25" & 29" - Cylindrical (63.5 & 73.7 cm)
 Up to 27,027 sqft (2,511 sqm)***
 Up to 12,526 sqft (1,164 sqm)***








 See it in Action!

A FAMILY COMPANY SINCE 1967



WE KNOW CLEAN™

 EQUIPMENT  PARTS  RENTALS  SERVICE  SUPPLIES

SWEEPERLAND.COM

Corporate Headquarters | 4713 Gettysburg Road | Mechanicsburg, PA 17055

Contact Us Today: 1-800-626-7835