



FACTORYCAT[®]

Industrial Cleaning Equipment

MICRO-HD

17" - 26" Scrubbers

First in Power Cleaning Equipment



A COMPLETE FAMILY OF INDUSTRIAL CLEANING EQUIPMENT



KEY FEATURES



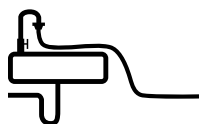
Machine Control Panel uses off-the-shelf toggle and marine duty switches and features universal icons which simplifies training.



Vacuum Muffler allows machine to consistently achieve as low as 72 dB while thoroughly drying the floor.



Squeegee Adjustments made simple with simple wing-nuts allows toolless maintenance of the squeegee blade.



Front Fill System features a stainless screen protecting your scrubber from debris for easy bucket filling



High Performance motors and down pressure provides an unmatched standard of cleaning.



INDUSTRIES

Fabrication Shops

Warehouses

Machine Shops

Automotive Shops

Aviation

Food Packaging

Beverage Distribution

Sports Arenas



EASE OF MAINTENANCE

① Tip Back “Clam Shell” Design

② Access to Batteries

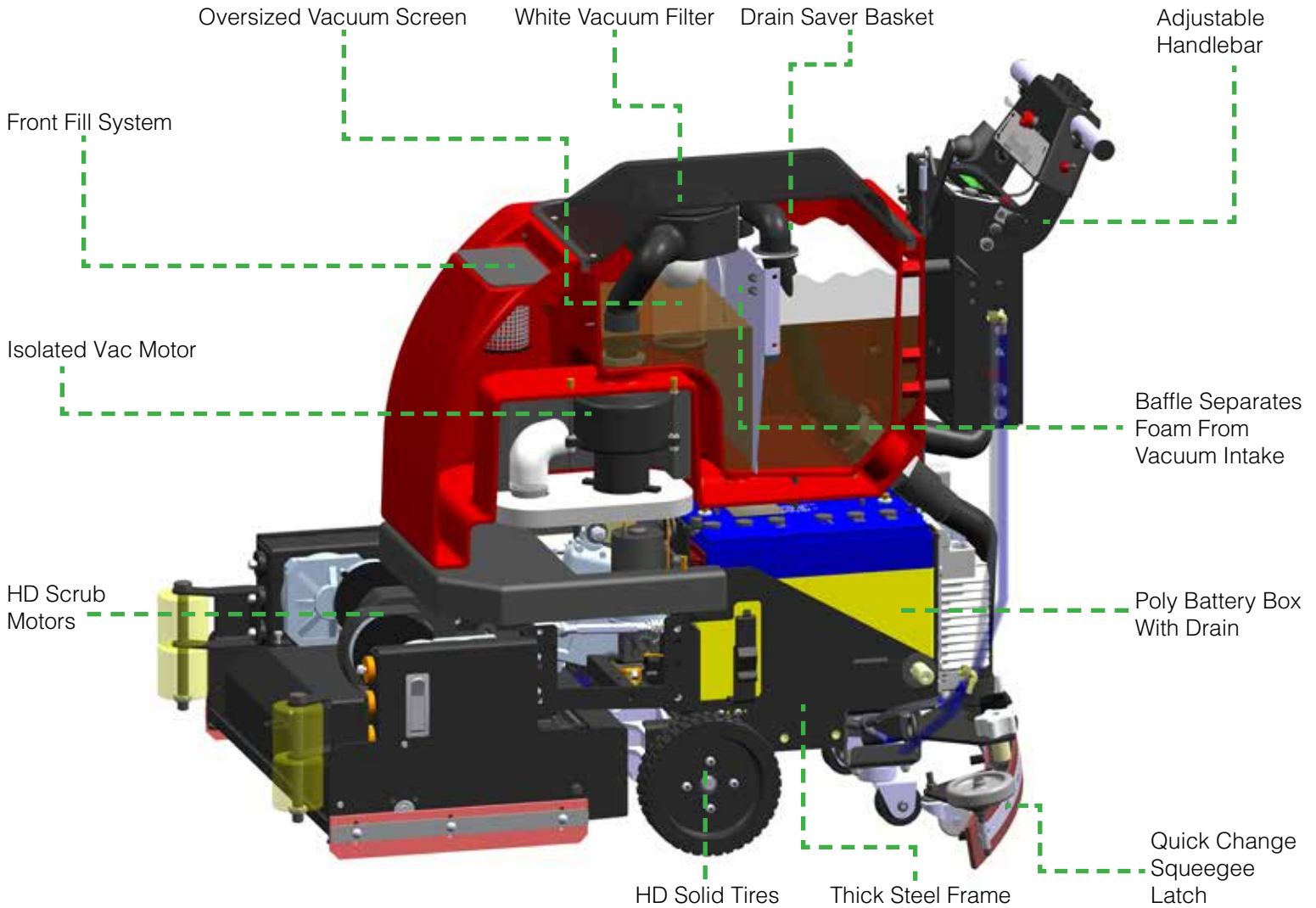
③ Access to Scrub Motors

④ Access to Solution Filter

⑤ White Vacuum Filter Access

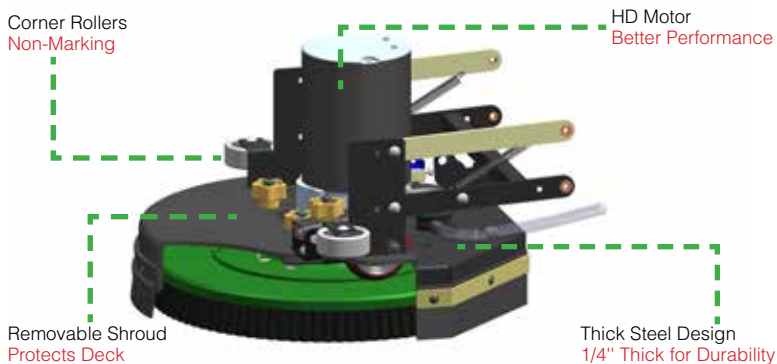
⑥ Full Recovery Tank Access

VIEW INSIDE



TWO SCRUB SYSTEMS TO CHOOSE FROM

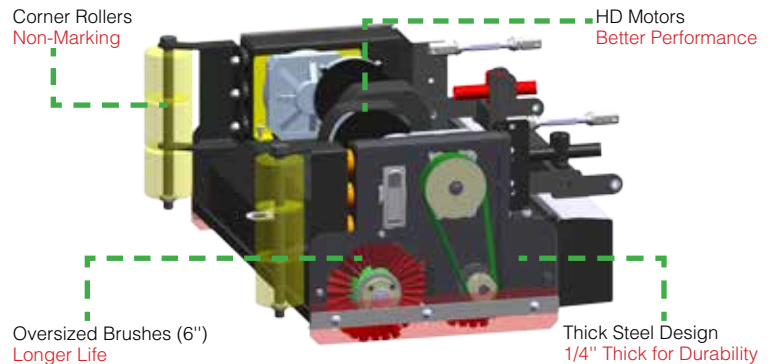
DISK



BENEFITS

- Brush / Pad Selection
- Lowest Maintenance Cost
- Gimballed Drivers Improves Cleaning On Irregular Floors
- Brushes Individually Driven For Unmatched Performance

CYLINDRICAL



BENEFITS

- Eliminates Dust Mopping
- Scrub & Sweep Simultaneously
- Superior Grouted Tile Cleaning

CALL FOR A DEMONSTRATION

Your Total and Complete Cleaning Solution Resource Since 1967

Bortek has over 50 years' experience in the Power Cleaning Equipment and Commercial Supply Industry. We've maintained the best employees, amazing customers, world-class customer service, awesome power cleaning equipment, best-in-the-biz liquid cleaners, and an extensive selection of commercial supplies.

We get a real kick out of helping our customers with their cleaning equipment and commercial supply needs. We love what we do and we're pumped to work with you. Running and managing aspects of a business can be a total headache in and of itself. Maintaining your facility or being responsible for road maintenance/clean-up, just adds to that pressure behind your eyeballs. It's a raw deal sometimes, we understand. That's part of why we do what we do. We like things to be simple.



CONTACT US

800.6.Bortek

717.737.7591

info@sweeperland.com

sweeperland.com

CUSTOMER LINK

Since our policy is one of constant improvement, all specifications are subject to change without notice.

BODY CONSTRUCTION / DIMENSIONS

Tank Material :	Poly 5/16" (8 mm)
Chassis Construction :	3/16" Steel (5 mm) Powder Coated Steel
Front Wheels (Diameter x Width) :	(2x) 8" x 2" ([2x] 20 x 5 cm) - Solid Black
Rear Casters (Diameter x Width) :	(2x) 2.5" x 1.38" ([2x] 6 x 4 cm) - Non-Marking Grey
Size (L x W x H) :	45" x 21" x 39" (114 x 53 x 99 cm)
Weight (w/o Batteries) :	278 - 328 lbs (126 - 149 kg)
Weight (w/ 130 ah Batteries):	410 - 460 lbs (186 - 209 kg)

BRUSH / PAD SYSTEM

Disk Dimensions:	17" - (1x) 17" Diameter (43 - [1x] 43 cm)
Includes Shroud with Rollers for Wall Protection	20" - (1x) 20" Diameter (51 - [1x] 51 cm)
	26" - (2x) 13" Diameter (66 - [1x] 33 cm)
Disk Motor:	17" & 20" - (1x) 0.75 hp / 200 rpm (43 & 51 cm [1x] 559 watts)
	26" - (2x) 0.75 hp / 270 rpm (66 cm [2x] 559 watts)
Disk Brush Speed:	200 rpm or 270 rpm
Cylindrical Dimensions:	25" - (2x) 6" x 23" (64 - [2x] 15 x 58 cm)
6" Diameter Brush	
Cylindrical Motor:	(2x) 0.75 hp / 350 rpm ([2x] 559 watts)
Cylindrical Brush Speed:	750 rpm
Scrub Pressure Actuator Max:	500 lbs (227 kg)
Brush Pressure Settings:	(5) with Auto Adjust
Traction units only	

POWER SYSTEM

System Voltage:	24 VDC
Standard Battery:	130 ah WET
Optional Battery:	150 ah WET / 115 ah AGM* / 140 ah AGM*
*Includes Onboard Charger	
Run Time:	Up to 2.5 Hours**
**Run times are based on continuous scrubbing run times.	

Charger:	120VAC / 60 Hz Input - 24VDC / 12 amp Output
----------	--

DRIVE SYSTEM:

Power:	0.75hp - All Gear / Sealed (559 watts) & Pad Assist
Forward Speed:	0 - 230 ft/min / 2.6 mph (0 - 70 m/min / 4 km/h)
Scrubbing Speed:	0 - 184 ft/min / 2 mph (0 - 56 m/min / 3 km/h)
Reverse Speed:	0 - 130 ft/min / 1.5 mph (0 - 40 m/min / 2 km/h)

SOLUTION / RECOVERY SYSTEMS:

Solution Tank Capacity:	10 Gallons (38 liters) - w/ Graduated Site Tube
Solution Flow / Filter:	0 - 0.5 GPM / Stainless Inline (0 - 2 LPM)
Recovery Tank Capacity:	10 Gallons (38 liters) - 1.5" diameter Drain Hose
Demisting Chamber:	1.25 Gallons (5 liters)
Drain Saver:	30 cubic inches (492 cubic cm)
Vacuum Power:	0.8 hp / 3 Stage (640 watts)
Vacuum Specs (Water Lift / Airflow):	70" / 70 cfm (178 cm / 2 cm/m)
Squeegee:	36" Curved w/ 4-sided Rear Blade & Quick Change Latch

GENERAL:

Cleaning Width:	17", 20" & 26" - Disk (43, 51 & 66 cm)
	25" - Cylindrical (64 cm)

Decibels:	72 dB
-----------	-------

Productivity - Theoretical:	Up to 27,027 sqft (2,511 sqm) ***
-----------------------------	-----------------------------------

***Productivity is based off of ISSA 2010 Cleaning Times

Productivity - Practical:	Up to 12,526 sqft (1,164 sqm) ***
---------------------------	-----------------------------------

***Productivity is based off of ISSA 2010 Cleaning Times