

A FAMILY COMPANY SINCE 1969



Mini-HiD

25" - 29" Scrubbers



A COMPLETE FAMILY OF INDUSTRIAL CLEANING EQUIPMENT



FACTORYCAT
Industrial Cleaning Equipment

KEY FEATURES



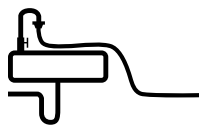
Machine Control Panel uses off-the-shelf toggle and marine duty switches and features universal icons which simplifies training.



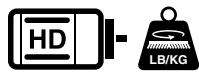
Vacuum Muffler allows machine to consistently achieve as low as 62 dB for noise sensitive applications while thoroughly drying the floor.



Squeegee Adjustments made simple with quick change squeegee latch allows toolless maintenance and 4-sided squeegee blade.



Front Fill System features a retractable hose for easy filling on standard sink-faucets.



High Performance motors and down pressure provides an unmatched standard of cleaning.



INDUSTRIES

Fabrication Shops

Warehouses

Machine Shops



Automotive Shops

Aviation

Food Packaging

Beverage Distribution

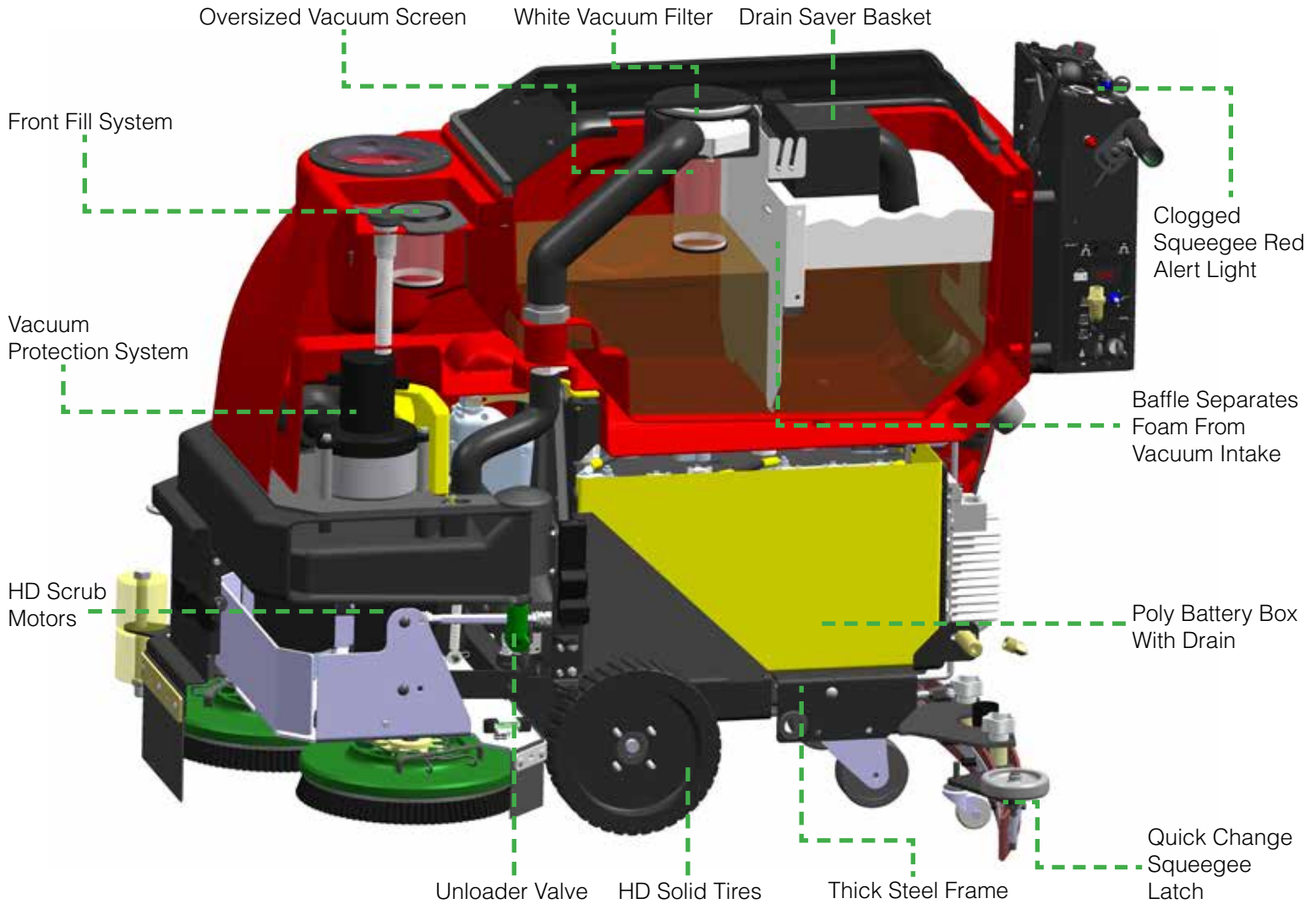
Sports Arenas



EASE OF MAINTENANCE

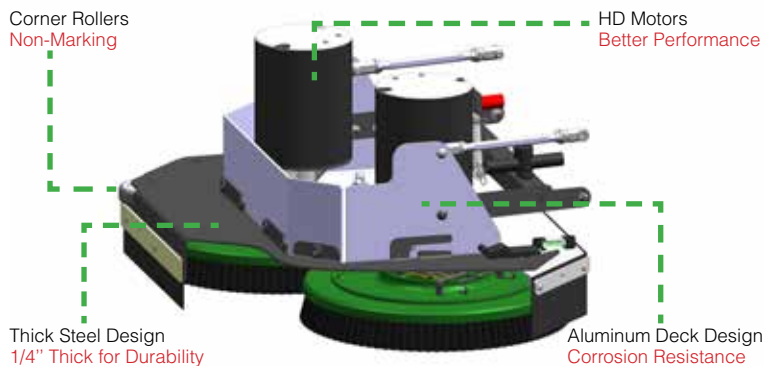
- ① Tip Back "Clam Shell" Design
- ② Access to Batteries
- ③ Access to Scrub Motors
- ④ Access to Solution Filter
- ⑤ White Vacuum Filter Access
- ⑥ Full Recovery Tank Access

VIEW INSIDE



TWO SCRUB SYSTEMS TO CHOOSE FROM

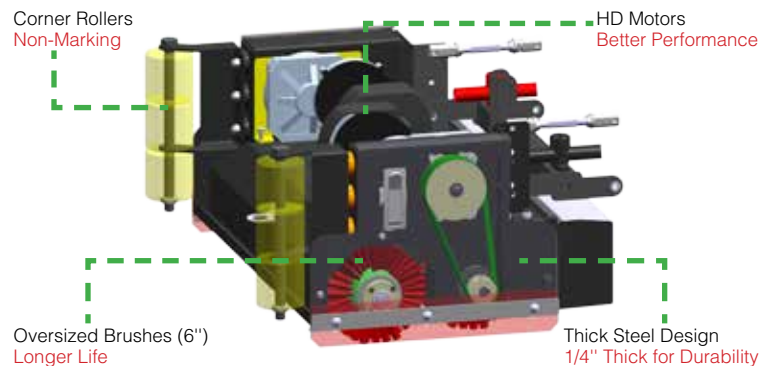
DISK



BENEFITS

- Brush / Pad Selection
- Lowest Maintenance Cost
- Gimballed Drivers Improves Cleaning On Irregular Floors
- Brushes Individually Driven For Unmatched Performance

CYLINDRICAL



BENEFITS

- Eliminates Dust Mopping
- Scrub & Sweep Simultaneously
- Superior Grouted Tile Cleaning



Bortek has over 50 years' experience in the Power Cleaning Equipment and Commercial Supply Industry. We've maintained the best employees, amazing customers, world-class customer service, awesome power cleaning equipment, best-in-the-biz liquid cleaners, and an extensive selection of commercial supplies.

We get a real kick out of helping our customers with their cleaning equipment and commercial supply needs. We love what we do and we're pumped to work with you. Running and managing aspects of a business can be a total headache in and of itself. Maintaining your facility or being responsible for road maintenance/clean-up, just adds to that pressure behind your eyeballs. It's a raw deal sometimes, we understand. That's part of why we do what we do. We like things to be simple... for you and, more importantly, for you.

CONTACT US

800.6.Bortek

717.737.7591

Orders@BortekIndustries.com

BortekIndustries.com/CUSTOMERLINK

CALL FOR A DEMONSTRATION

BODY CONSTRUCTION / DIMENSIONS

Tank Material :	Poly 3/8" (10 mm)
Chassis Construction :	3/16" (5 mm) Powder Coated Steel
Front Wheels (Diameter x Width) :	(2x) 10" x 2.5" ([2x] 25 x 6 cm) - Solid Black
Rear Casters (Diameter x Width) :	(2x) 4" x 2" ([2x] 10 x 5 cm) - Non-Marking Grey
Size (L x W x H) :	52" x 22" x 40" (132 x 56 x 102 cm)
Weight (w/o Batteries) :	393 - 443 lbs (178 - 201 kg)
Weight (w/ 210 ah Batteries):	625 - 675 lbs (284 - 306 kg)

BRUSH / PAD SYSTEM

Disk Dimensions:	26" - (2x) 13" Diameter (66 - [2x] 33 cm)
<small>Includes Jaws with Rollers for Wall Protection</small>	28" - (2x) 14" Diameter (71 - [2x] 36 cm)
Disk Motor:	(2x) 0.75 hp / 270 rpm ([2x] 559 watts)
Optional Motor Upgrade:	(2x) 1.0 hp / 350 rpm ([2x] 746 watts)
Disk Brush Speed:	270 rpm or 350 rpm
Cylindrical Dimensions:	25" - (2x) 6" x 23" (64 - [2x] 15 x 58 cm)
<small>6" Diameter Brush</small>	29" - (2x) 6" x 27" (74 - [2x] 15 x 69 cm)
Cylindrical Motor:	25" - (2x) 0.75 hp / 350 rpm ([2x] 559 watts)
	29" - (2x) 1.0 hp / 350 rpm ([2x] 746 watts)
Cylindrical Brush Speed:	750 rpm
Scrub Pressure Actuator Max:	500 lbs (227 kg)
Brush Pressure Settings:	(5) with Auto Adjust

POWER SYSTEM

System Voltage:	24 VDC
Standard Battery:	210 ah WET
Optional Battery:	245 ah WET / 250 ah AGM*
<small>*Includes Onboard Charger</small>	
Run Time:	Up to 3.5 Hours**
<small>**Run times are based on continuous scrubbing run times.</small>	
Charger:	120VAC / 60 Hz Input - 24VDC / 25 amp Output

DRIVE SYSTEM:

Power:	0.75hp - All Gear / Sealed (559 watts)
Forward Speed:	0 - 290 ft/min / 0 - 3.3 mph (0 - 88 m/min / 0 - 5 km/h)
Scrubbing Speed:	0 - 229 ft/min / 0 - 2.6 mph (0 - 70 m/min / 0 - 4 km/h)
Reverse Speed:	0 - 202 ft/min / 0 - 2.3 mph (0 - 62 m/min / 0 - 4 km/h)

SOLUTION / RECOVERY SYSTEMS:

Solution Tank Capacity:	16 Gallons (61 liters) - w/ Graduated Site Tube
XL Tank Option Solution Capacity:	21 Gallons (80 liters) - w/ Graduated Site Tube
Solution Flow / Filter:	0 - 0.7 GPM / Stainless Inline (0 - 2 LPM)
Recovery Tank Capacity:	17 Gallons (64 liters) - 1.5" diameter Drain Hose
XL Tank Option Recovery Capacity:	23 Gallons (87 liters) - 1.5" diameter Drain Hose
Demisting Chamber:	1.25 Gallons (5 liters)
Drain Saver:	30 cubic inches (492 cubic cm)
Vacuum Power:	0.8 hp / 3 Stage (640 watts)
Vacuum Specs (Water Lift / Airflow):	68" / 72 cfm (173 cm / 2 cm/m)
Squeegee:	36" Curved w/ 4-sided Rear Blade & Quick Change Latch Optional - 42" Squeegee

GENERAL:

Cleaning Width:	26" & 28" - Disk (66 & 71 cm)
	25" & 29" - Cylindrical (64 & 74 cm)
Decibels:	62 dB
Productivity - Theoretical:	Up to 27,027 sqft (2,511 sqm) ***
<small>***Productivity is based off of ISSA 2010 Cleaning Times</small>	
Productivity - Practical:	Up to 12,526 sqft (1,164 sqm) ***
<small>***Productivity is based off of ISSA 2010 Cleaning Times</small>	

SWEEPERLAND.COM

SERVICE & FULFILLMENT CENTERS

PENNSYLVANIA LOCATIONS

4713 & 4719 Gettysburg Rd | Mechanicsburg, PA 17055

105 North 16th St | Lebanon, PA 17046

11070 Parker Dr | North Huntingdon, PA 15642

1318 Bob Mellow Dr | Olyphant, PA 18434

NEW JERSEY LOCATIONS

2702 Cindel Dr, Unit 1 | Cinnaminson, NJ 08077

100 North 12th St | Kenilworth, NJ 07033

CONNECTICUT LOCATION

39A N Plains Industrial Rd | Wallingford, CT 06492

