

WE KNOW CLEAN™



FACTORYCAT®

TR

Rider Sweeper for Quality Results

**46 INCH
WORKING WIDTH**

Made in the USA 

**HEAVY DUTY
RELIABLE CONSTRUCTION**




Baghouse Filter and Beater Bar provides unmatched particulate collection. Sweepers can pick up whole bags of cement at a time. In most cases the filter will last the lifetime of the machine.



Maintenance is a snap. There's no oil to change, brooms to reverse, fuel to spill, tanks to exchange, valves to grind. Just put the machine on charge after every shift.



All steel construction built to last even in the toughest applications. Able to withstand years of abuse.



Time is money and none gets wasted with our sweepers. Monthly labor savings reach thousands of dollars when you sweep with our TR.



High Performance motors provides an unmatched standard of cleaning.



0 point turns for no nonsense mobility. This gives the control and accuracy needed for heavy industrial cleaning without missing a spot.


Get rid of the vacuum, mop and bucket! The Factory TR floor sweeper can cut your labor costs by a factor of 10. Even the smallest company can achieve labor savings as the Model TR can reach cleaning speeds of up to 350,000 square feet in one shift on a single charge.

Easy to operate, maneuver and maintain, the Model TR can pick up nails, broken glass, metal shavings, dirt, wood and more without kicking out dust. A powerful vacuum sucks up any dust and filters it with a polypropylene felt "baghouse" filter. The self-adjusting, tubular main broom is built to pick up virtually any industrial waste, packing it into the all-steel hopper. Dual side brooms extend the cleaning reach and an on-board charger allows for convenient charging.



Total Access to Components

- 1 Oversized Batteries
- 2 Broom Controls
- 3 Baghouse Filter
- 4 Self-Adjusting Main Broom
- 5 HD Hopper




Dustless sweeping combined with our hopper creates an unmatched sweeping experience. Easily pick up bags of cement in a single pass.

Efficient, Effective, and Driven by Results

The Factory Cat TR is your perfect choice when it comes to professional cleaning results in mid to large areas. These machines are tailor-made for applications in areas such as:

- Fabrication Shops
- Warehouses
- Machine Shops
- Automotive Shops
- Saw Mills
- Distribution Centers
- Foundries
- Fertilizer Packaging

View Inside the Factory Cat TR
Designed with Attention to Detail



Technical Data

FACTORY CAT TR AT A GLANCE

BODY CONSTRUCTION / DIMENSIONS

Chassis Construction:

Front Wheel (Diameter x Width):

Rear Wheels (Diameter x Width):

Size (L x W x H):

Weight (w/o Batteries):

Weight (w/ Standard Batteries):

SPECIFICATION

3/16" (5 mm) Powder Coated Steel

10" x 3" (25 x 8 cm) - Solid Black

(2x) 14" x 5" ([2x] 36 x 13 cm) - Solid Black

64" x 37" x 50" (163 x 94 x 140 cm)

825 - 875 lbs (374 - 397 kg)

1,115 - 1,165 lbs (506 - 528 kg)

SWEEPING SYSTEM

Sweeping Method:

Broom (Diameter x Length):

Broom Power / Speed:

Side Broom Size:

Side Broom Power / Speed:

Hopper Capacity:

Direct Throw

10" x 32" (25 x 81 cm)

1.0 hp / 435 rpm (746 watts)

(2x) 17" ([2x] 43 cm)

(2x) 0.3 hp / 100 rpm (224 watts)

4.2 cubic ft. (116 liters)

POWER SYSTEM

System Voltage:

Standard Battery:

*Includes Onboard Charger

Optional Battery:

Run Time:

**Run times are based on continuous sweeping run times.

Charger:

24 VDC

240 ah WET*

325 ah WET / 420 ah WET / 250 ah AGM / 390 ah AGM

Up to 5 Hours**

120VAC / 60 Hz Input - 24 VDC / 37A Output

DRIVE SYSTEM:

Power:

Speed Control:

2.0 hp - All Gear / Sealed (1491 watts)

0 - 308 ft/min / 0 - 3.5 mph (0 - 93.9 m/min / 0 - 5.6 km/h)

FILTERING SYSTEMS:

Filtering Material:

Filter Rating:

Size:

Vacuum Specs (Airflow):

Polymer Felt/Baghouse

1 Micron

5,192 sq. inches (3.35 sqm)

280 cfm

GENERAL:

Cleaning Width:

Decibels:

***Decibel levels per ISO 11201 as recommended by the American Association of Cleaning Equipment Manufacturers & OSHA

Productivity - Theoretical:

****Productivity is based off of ISSA 2010 Cleaning Times

Productivity - Practical:

****Productivity is based off of ISSA 2010 Cleaning Times

46" (117 cm)

65 dB***

Up to 75,000 sqft (6,968 sqm)****

Up to 59,406 sqft (5,519 sqm)****

A FAMILY COMPANY SINCE 1967



WE KNOW CLEAN™



EQUIPMENT



PARTS



RENTALS



SERVICE



SUPPLIES

SWEEPERLAND.COM

Corporate Headquarters | 4713 Gettysburg Road | Mechanicsburg, PA 17055

Contact Us Today: 1-800-626-7835