




FACTORYCAT
Industrial Cleaning Equipment
PILOT-HD
26" - 28" Scrubbers

First in Power Cleaning Equipment®



A COMPLETE FAMILY OF INDUSTRIAL CLEANING EQUIPMENT



KEY FEATURES

INDUSTRIES



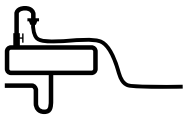
Machine Control Panel uses off-the-shelf toggle and marine duty switches and features universal icons which simplifies training.



Vacuum Muffler allows machine to consistently achieve as low as 67 dB while thoroughly drying the floor.



Squeegee Adjustments made simple with quick change squeegee latch allows toolless maintenance and 4-sided squeegee blade.



Fill System features a retractable hose for easy filling on standard sink-faucets and a stainless screen for bucket filling.



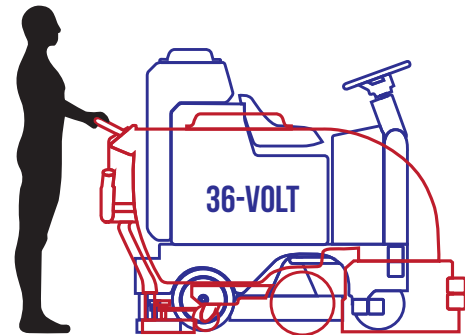
Oversized Vacuum Screen Shut-Off quickly arrests overfill issues to protect the Vacuum Motor.



High Performance motors and down pressure provides an unmatched standard of cleaning.



- Fabrication Shops
- Machine Shops
- Aviation
- Beverage Distribution
- Warehouses
- Automotive Shops
- Food Packaging
- Sports Arenas



Smaller Footprint than a Walkbehind



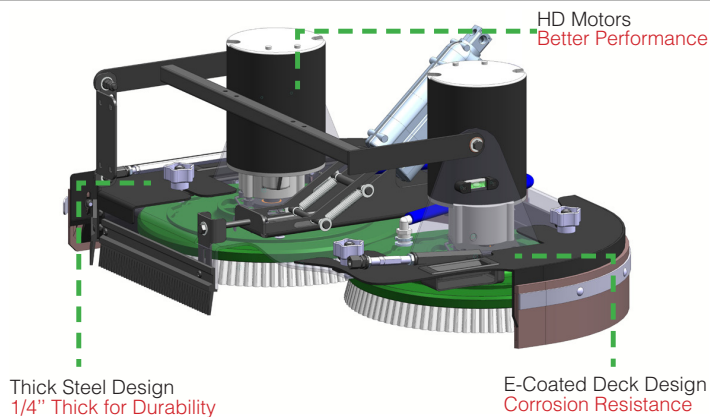
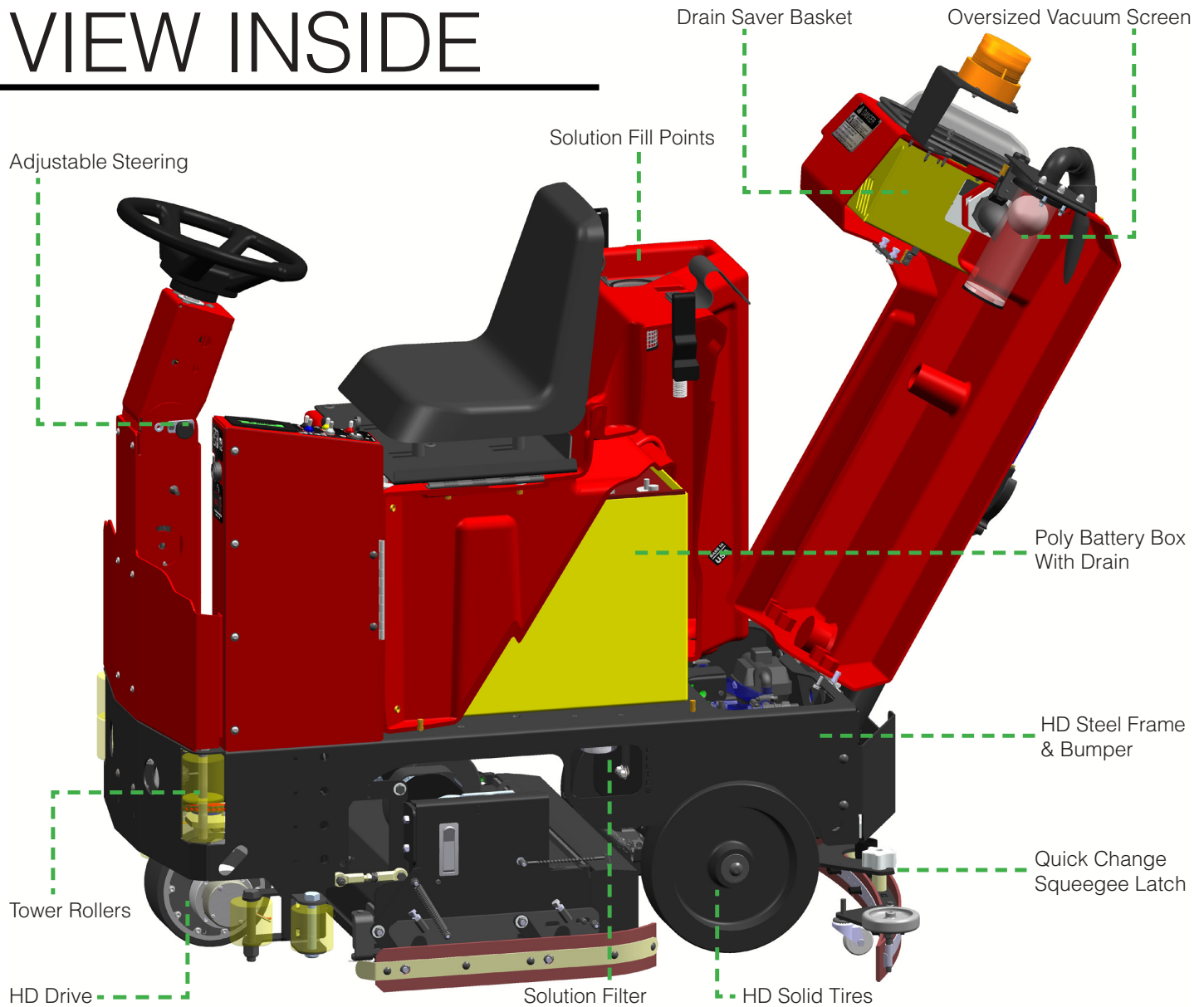
TANK TIPS FOR ACCESS

- 1 Vacuum Screen Cleaning
- 2 Service Batteries
- 3 Solution Fill Screen
- 4 Inspect Vacuum Motor
- 5 Inline Solution Filter
- 6 Drain Saver

Reduce costly repairs associated with clogged floor drains with our Drain Saver Basket.

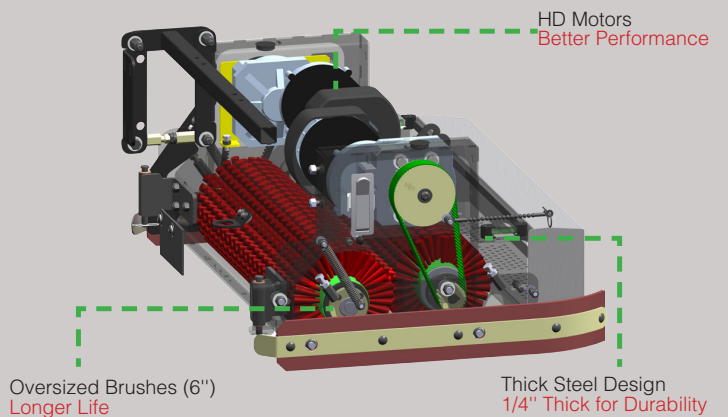


VIEW INSIDE



Disk Benefits

- Brush / Pad Selection
- Lowest Maintenance Cost
- Gimballed Drivers Improves Cleaning On Irregular Floors
- Brushes Individually Driven For Unmatched Performance



Cylindrical Benefits

- Eliminates Dust Mopping
- Scrub & Sweep Simultaneously
- Superior Expansion Joint Cleaning

CALL FOR A DEMONSTRATION



Your Total and Complete Cleaning Solution Resource Since 1967

Bortek has over 50 years' experience in the Power Cleaning Equipment and Commercial Supply Industry. We've maintained the best employees, amazing customers, world-class customer service, awesome power cleaning equipment, best-in-the-biz liquid cleaners, and an extensive selection of commercial supplies.

We get a real kick out of helping our customers with their cleaning equipment and commercial supply needs. We love what we do and we're pumped to work with you. Running and managing aspects of a business can be a total headache in and of itself. Maintaining your facility or being responsible for road maintenance/clean-up, just adds to that pressure behind your eyeballs. It's a raw deal sometimes, we understand. That's part of why we do what we do. We like things to be simple.



CONTACT US

800.6.Bortek
717.737.7591
info@sweeperland.com
sweeperland.com

CUSTOMER LINK

Since our policy is one of constant improvement, all specifications are subject to change without notice.

BODY CONSTRUCTION / DIMENSIONS

Tank Material:	Poly 3/8" (9.5 mm)
Chassis Construction :	1/8" Steel (3.2 mm) Powder Coated Steel
Front Wheel (Diameter x Width):	8" x 3" (20.3 x 7.6 cm) - Non-Marking Solid Grey
Rear Wheels (Diameter x Width):	(2x) 12" x 3" ([2x] 30.5 x 7.6 cm) - Solid Black
Size (L x W x H):	48" x 24" x 55" (121.9 x 61 x 139.7 cm)
Weight (w/o Batteries) :	525 - 575 lbs (238 - 261 kg)
Weight (w/ 245 ah Batteries):	825 - 875 lbs (374 - 397 kg)

BRUSH / PAD SYSTEM

Disk Dimensions:	26" - (2 x) 13" Diameter (66 - [2 x] 33 cm) 28" - (2 x) 14" Diameter (71.1 - [2 x] 35.6 cm)
Disk Motor:	(2x) 0.75 hp ([2x] 559 watts)
Disk Brush Speed:	300 rpm
Cylindrical Dimensions: 6" Diameter Brush	25" - (2x) 6" x 23" (63.5 - [2 x] 15.2 x 58.4 cm)
Cylindrical Motor:	(2x) 0.75 hp / 350 rpm ([2x] 559 watts)
Cylindrical Brush Speed:	750 rpm
Brush Pressure Settings:	(5) with Auto Adjust
Brush Down Pressure:	Up to 150 lbs (68 kg) / 500 lbs (227 kg) Actuator Rating

POWER SYSTEM

System Voltage:	36 VDC
Standard Battery:	175 ah WET
Optional Battery:	225 ah WET / 215 ah AGM
Run Time:	Up to 4.0 Hours**
**Run times are based on continuous scrubbing run times.	
Charger:	120VAC / 60 Hz Input - 36VDC / 25 amp Output

DRIVE SYSTEM:

Power:	0.75hp - All Gear / Sealed (559 watts)
Forward Speed:	0 - 290 ft/min / 0 - 3.3 mph (0 - 88 m/min / 0 - 5 km/h)
Scrubbing Speed:	0 - 229 ft/min / 0 - 2.6 mph (0 - 70 m/min / 0 - 4 km/h)
Reverse Speed:	0 - 202 ft/min / 0 - 2.3 mph (0 - 62 m/min / 0 - 4 km/h)

SOLUTION / RECOVERY SYSTEMS:

Solution Tank Capacity:	22 Gallons (83.3 liters) - w/ Graduated Site Tube
Solution Flow / Filter:	0 - 0.7 GPM / Stainless Inline (0 - 2.6 LPM)
Recovery Tank Capacity:	23 Gallons (87.1 liters) - 2" diameter Drain Hose
Demisting Chamber:	1.25 Gallons (4.7 liters)
Drain Saver:	30 cubic inches (492 cubic cm)
Vacuum Power:	1.0 hp / 2 Stage (740 watts)
Vacuum Specs (Water Lift / Airflow):	68" / 72 cfm (173 cm / 2 cm/m)
Squeegee:	Curved w/ 4-sided Rear Blade & Quick Change Latch 26D, 25C - 36" (91.4 cm) 28D - 39" (99.1 cm)

GENERAL:

Cleaning Width:	26" & 28" - Disk (66 & 71.1 cm) 25" - Cylindrical (63.5 cm)
Productivity - Theoretical:	Up to 40,000 sqft (3,716 sqm) ***
***Productivity is based off of ISSA 2010 Cleaning Times	
Productivity - Practical:	Up to 18,519 sqft (1,721 sqm) ***
***Productivity is based off of ISSA 2010 Cleaning Times	

FIRST IN POWER CLEANING EQUIPMENT®