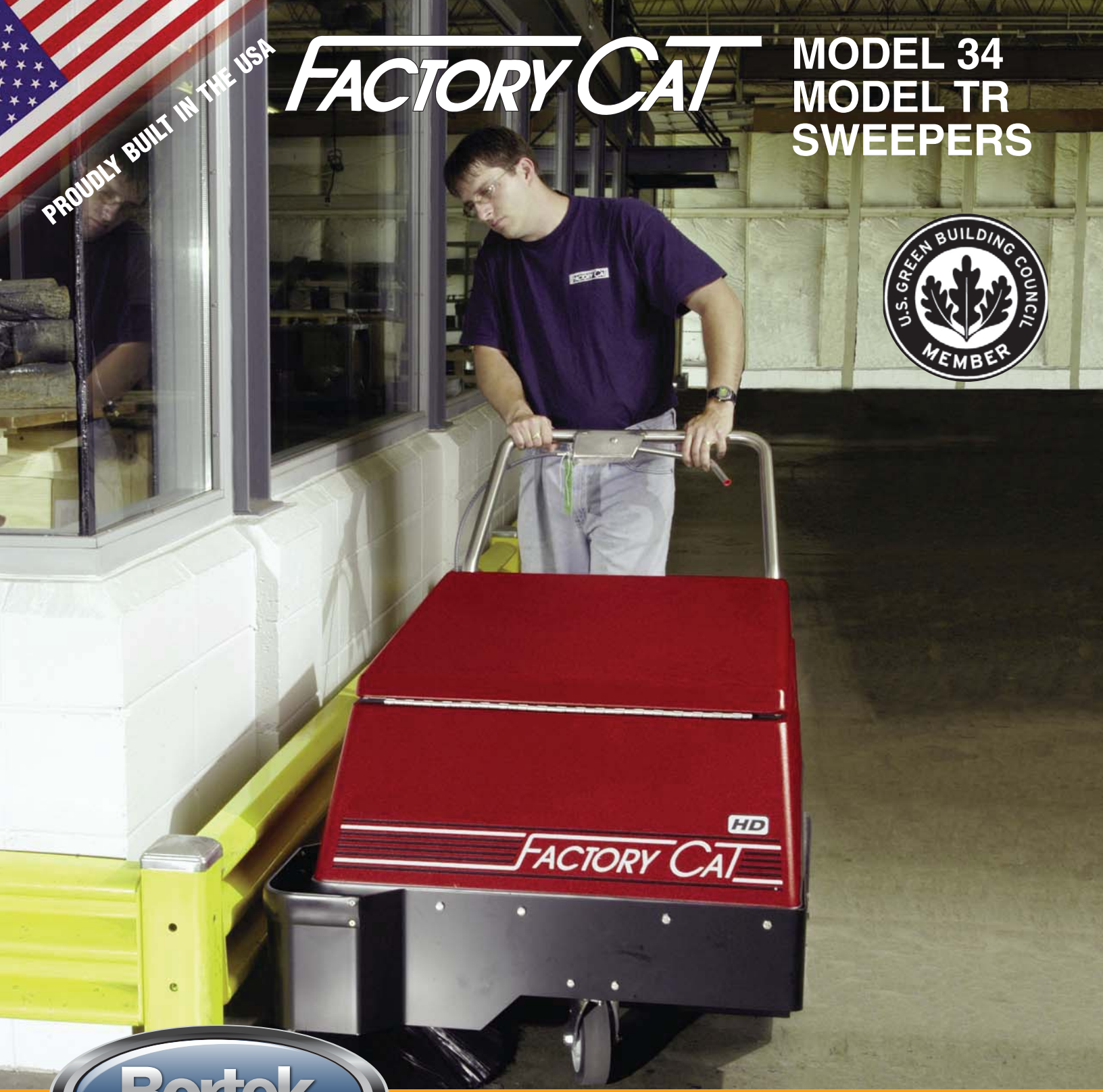


PROUDLY BUILT IN THE USA

FACTORY CAT

MODEL 34
MODEL TR
SWEEPERS



Call toll free
1-800-626-7835

bortekindustries.com



Rent this machine today. Visit:
sweeperland.com/Rental-Contact.html

BUILT FOR INDUSTRIAL CLEANING

Factory Cat's sweepers are built to sweep factories: dirt, dust, metal shavings, foundry sand, bolts, paper, wood, whatever there is. **Factory Cats** are **compact**, not light-duty.

These machines are **all-steel**, and use oversized components throughout. At your in-plant inspection, you'll see top quality componentry, hefty fabrications, oversized motors, and nearly 100% stainless steel fasteners.

Factory Cat's side brooms pick up dirt in the corners. A huge tubular main broom under the machine sweeps up the dirt and debris from the floor and packs it into the steel hopper.

Meanwhile, the second stage vacuums up the dust and traps it in a polypropylene felt "baghouse" filter. **Factory Cats** can pick up whole bags of cement at a time without leaving a trace of dust behind. The filter is cleaned by an on-board mechanism, and in most cases will last the life of the machine.

Factory Cat's "Central Command" energy management system gives our silent, **electric** rider sweepers the power formerly available from only gasoline or propane-powered machines.

The TR is the most powerful compact battery-powered sweeper and can run a full shift on a charge.

MAKES YOU MONEY FROM DAY ONE

Few production machines can save you as much as a **Factory Cat** sweeper. If you do not now use a power sweeper, **Model TR will cut your labor costs for sweeping by a factor of ten or more.**

These direct labor savings permit tremendous economy, even in small plants. The Model TR can sweep up to 350,000 sq. ft. in one shift, and on a single charge.

Factory Cat TR rider is priced much lower than you think – less than many walk-behind machines, and a fraction of the cost of most other riders.

SPECIALISTS NOT NEEDED

Factory Cats could not be much simpler to operate. Controls are smooth and simple, and maintenance is a snap; just put the machine on charge after every shift. No oil to change, brooms to reverse, fuel to spill, tanks to exchange, valves to grind.

TEST SWEEP - NO COST OR OBLIGATION

Why not have your people try cleaning your plant with a Model 34 or TR? It's free, and there's no obligation. Call us at **800-634-4060** to set up a demonstration that is convenient for you.

HIGH PERFORMANCE CLEANING



BELT ACCESS



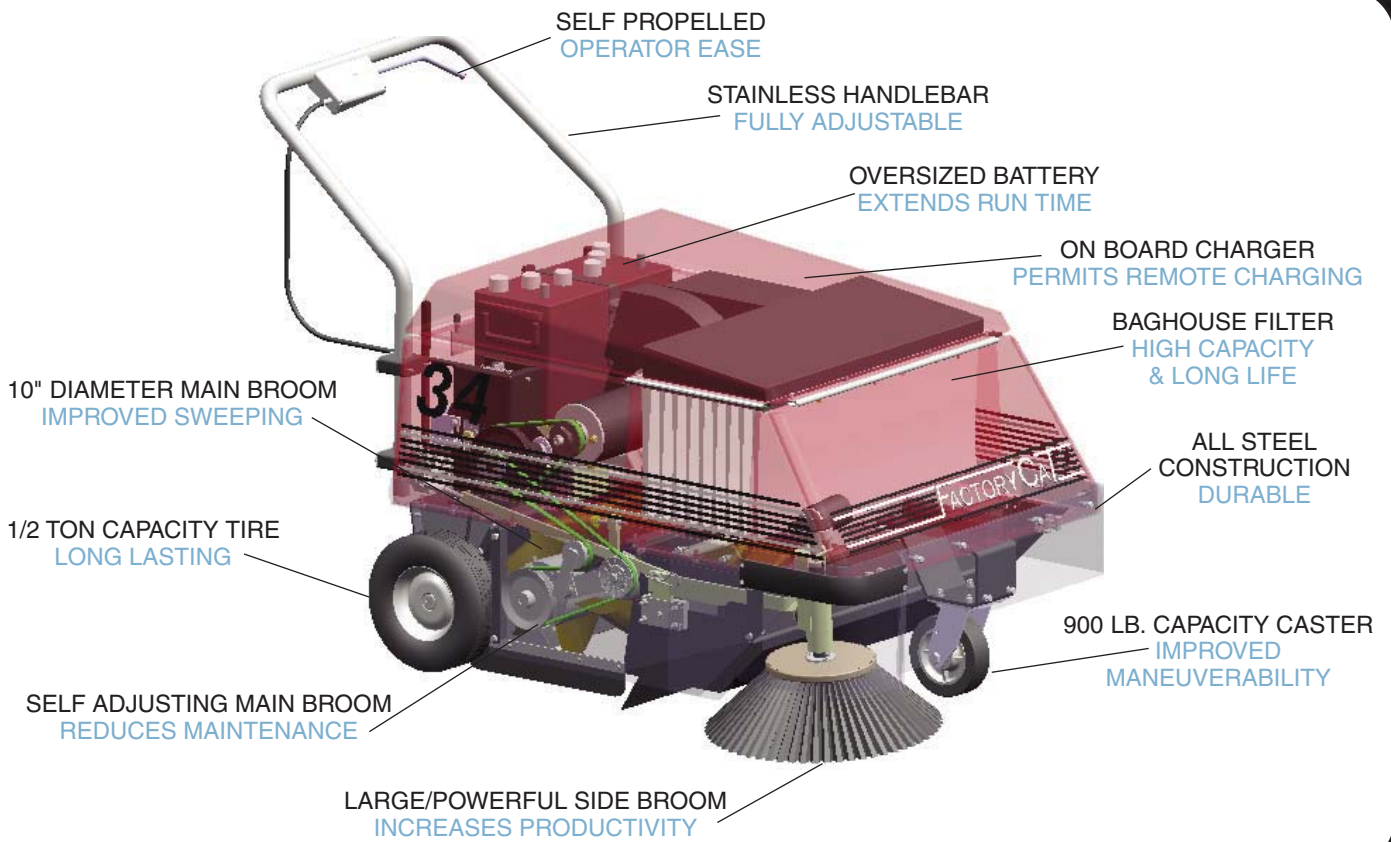
BROOM ACCESS




FILTER ACCESS



MODEL 34

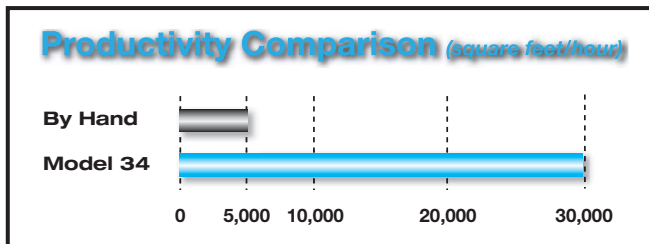


MODEL TR



RETURN ON INVESTMENT

AREA Sq. Ft.	TIME REQUIRED TO CLEAN		Monthly Labor Savings
	By Hand	Model TR	
50,000	10 hrs	0.80 hrs	\$ 487.00
75,000	15 hrs	1.25 hrs	\$1,345.00
100,000	20 hrs	1.67 hrs	\$3,587.00
250,000	50 hrs	4.10 hrs	\$9,435.00



SOLD THROUGH DEALERS

We've built our reputation by providing the toughest, best-engineered, highest-value machines our industry can produce. We make sure that in every market in which our more than 350 distributors in 36 countries and service centers do business, they maintain a "factory" trained service department with a vested interest in our customers long-term satisfaction.

Factory Cat offers a line of cleaning equipment that includes sweepers and scrubbers, in both walk-behind and ride on models. All our models are practical, rugged machines that are sensibly priced. Your local dealer will be happy to assist you with rentals, soap, and floor sealer information. They will gladly provide service on all brands of cleaning equipment.

GUARANTEED SERVICE

We guarantee to supply you with the spare parts you need within three work days — or they're yours free. This guarantee applies only to the 48 contiguous states of the United States, at the customer's special request, and to parts that can be shipped by courier.

Model	Walk Behind 34	Rider TR
Construction		
Frame:	1/8" Steel	1/8" Steel
Front Wheels:	10" x 3"	(2) 14" x 4"
Rear Wheels:	5" x 2" (caster)	(2) 14" x 5"
Dimensions:		
(L x W x H):	58" x 31" x 38"	64" x 37" x 55"
Weight (without batteries):	355 lbs	850 lbs
Weight:	450 lbs	1350 lbs
Sweeping System		
Sweeping Method:	Direct Throw	Direct Throw
Broom (length x dia):	26" x 10"	32" x 10"
Broom Power/Speed:	1.0 hp/400 rpm	1.0 hp/440 rpm
Side Broom Size:	(1) 17"	(2) 17"
Side Broom Power:	(1) 0.3 hp	(2) 0.3 hp
Side Broom Speed:	65 rpm	100 rpm (variable)
Hopper Capacity:	2.0 cubic ft	4.2 cubic ft
Battery System		
Battery Run Time:	3 to 5 hours	4 to 7 hours
Charger (110v/60 Hz, auto):	25 amp	25 - 40 amp
Filtering System		
Filtering Material:	Polymer Felt	Polymer Felt
Filter Rating:	1 Micron	1 Micron
Size:	5,182 sq. inches	5,182 sq. inches
Vacuum Rating:	250 cfm	270 cfm
Drive System		
Drive Power:	1.0 hp	1.0 or 1.5 hp
Speed Control:	0 to 3 mph	0 to 4 mph
Productivity		
Cleaning Width:	34"	46"
Cleaning Rate:	30,000 ft/hr	60,568 ft/hr
General		
Sound Level:	70 dBA	68 dBA
Standard Equipment:	Low Battery Indicator	Headlight, Horn, Auto Parking Brake
Optional Equipment:	HD Bumper	Stroke, Back-up Alarm, Overhead Guard, Battery Packs Non-Marking Tires



Call toll free
1-800-626-7835

bortekindustries.com



Rent this machine today. Visit:
sweeperland.com/Rental-Contact.html