



GLOBALM4HSD

Parts Manual

GS332072
Revision A

Mechanical Sweeper
March 2016



GLOBAL

REV A

2016

GLOBALM4HSD

Parts Manual



Introduction

The information contained in this manual will help you better understand the operation of the Global Environmental Products. Use this manual as reference tool to assist in ordering parts, assembly/disassembly procedures and general knowledge. The Global Environmental Products 4000 CNG model sweeper represents the highest grade of craftsmanship and reliability that makes Global Environmental Products a world leader in sweeper technology. Careful attention to proper operating procedures will ensure efficient operation, maximum performance and total customer satisfaction.

How To Use This Manual

Chapters are divided into major functions of the sweeper. A thumb tabbed quick reference guide is located on the title page of manual to assist you in locating a desired function.

Bend pages back to match black tab of the desired chapter number with black tab on the edge of each chapter title page. Refer to sectional table of contents for exact pages to locate the specific procedure. A detailed complete table of contents at the beginning of manual is designed in outline form.

In addition, procedure titles and chapters are positioned in margins for easy reference while flipping through the manual.

Your authorized Global Environmental Products dealer has genuine Global Environmental Products replacement parts, trained service and parts personnel, product knowledge and experience to better satisfy your service and parts needs.

Important Information

All information in this manual is based on the latest product information available at the time of printing. Due to improvements in design, performance and reliability, there may be minor discrepancies between actual vehicle and the contents of this manual. Global Environmental Products reserves the right to make changes at any time without notice and without incurring any obligation to make such changes to products manufactured previously. No liability can be accepted for any inaccuracies or omissions in this publication, although every endeavor is made to ensure that information contained in this manual is correct.

No part of this publication may be reproduced, stored in retrieval system, or transmitted, in any form by any means, mechanical, electronic, photocopying, recording, or otherwise, without prior written permission of Global Environmental Products Technical Publications.

— Global Environmental Products- Technical Publications



Service Assistance

Upon delivery, fill out the information below and use as a reference when calling for assistance.

General Instructions:

1. Provide name and address.
2. Provide complete model and serial number.
3. Provide description of procedure, function or problem.

MFD BY:	Global Environmental Products	MFG:	<input type="text"/>
			MO/YR
GVWR:	<input type="text"/>		
GAWR FRONT:	<input type="text"/>	LB	SUITABLE TIRE <input type="text"/>
	RIM	<input type="text"/>	AT <input type="text"/> PSI COLD SINGLE
GAWR REAR:	<input type="text"/>	LB	SUITABLE TIRE <input type="text"/>
	RIM	<input type="text"/>	AT <input type="text"/> PSI COLD <input type="text"/>
THIS VEHICLE CONFORMS TO ALL APPLICABLE FEDERAL MOTOR VEHICLE STDS IN EFFECT ON DATE OF MFG. SHOWN ABOVE.			
VEHICLE IDENTIFICATION NO.	<input type="text"/>		
TYPE OR CLASS OF VEHICLE	<input type="text"/>		

Note: Identification Nameplate is located inside operator's cab on the right side-wall below the companion seat.

Options _____

**Global Environmental
Products** 5405 Industrial Pkwy
San Bernardino CA, 92407 USA

Tel: 909 713-1601
Fax: 909 713-1613 Sales &
Marketing
www.info@globalsweeper.com



Safety Precautions

The safety precautions listed in this manual and on the sweeper are not all--inclusive. Anyone using service procedures, methods, or tools, whether or not recommended by Global Environmental Products must satisfy himself thoroughly that neither personal safety nor vehicle safety will be jeopardized by the service methods or tools selected. Remember, your ability as a professional operator is critical to ensuring your safety and that of others around you.

Always follow local and state traffic laws. Drive defensively—the other driver may be wrong, but it is better to avoid collisions of any kind. Carefully study the following safety related operating suggestions.

1. **Always** fasten seat belts.
2. Always drive at a safe speed. **Slow down** for curves and downgrades.
3. Be extremely **careful** when maneuvering around parked cars.
4. **Never** make sudden starts, stops or turns.
5. Be very **careful** when backing up sweeper.
6. **Do not** use sweeper for towing.
7. **Never** operate sweeper with a known hydraulic leak. Repair leak immediately.
8. Check sweeper daily for hydraulic leaks.
9. **Avoid** sweeping near bystanders or in congested areas eliminating possible injury caused from sweeper brooms throwing debris.
10. If elevator becomes jammed, turn **off** elevator drive motor and **stop** engine before proceeding to clear debris.
11. **Do not** overload sweeper.
12. Whenever a mechanic, operator, inspector or any other person needs to perform work under a raised hopper, **stop** engine and **install both safety props**. **Do not** stand under raised hopper with engine running.
13. **Never** use a hydraulic cylinder or hydraulic mechanical mechanism to lift another object or part.
14. **Never** leave sweeper unattended with engine running and/or ignition key in vehicle.
15. Be certain sweeper is parked in a position allowing hopper to **clear** container before dumping hopper.
16. Be sure sweeper is parked on **level ground** and bystanders are **clear** before dumping hopper.
17. Stay **clear** of electrical power lines and other overhead obstructions to prevent injury or property damage when dumping hopper.
18. **Always** cover battery terminals during maintenance to prevent electrical short.
19. When operating at slow speed or whenever sweeper may cause traffic problems, operate beacon and rear flashers lights.
20. **Never** step on either gutter broom for any reason. Serious injury may result. Use provided step plates located on right front bumper and handle to enter cab.

Safety Summary

The following safety measures are essential and must be observed when servicing, repairing, or maintaining the 4000 CT CNG sweeper.

- JACK STANDS & CHOCKS** - Before jacking the vehicle, or releasing or adjusting the parking brake on a stationary sweeper, **always** chock the wheels. **Always** use safety (jack) stands when using hydraulic jacks or hoists to raise the vehicle. **Do not** rely on either the jack or the hoist to hold the load.
- SAFETY GLASSES** - Safety glasses **must** be worn when using tools such as hammers, chisels, pullers and punches. Always wear safety glasses when working on the hydraulic system.
- WELDING** - Refer to the CNG Engine manual factory recommendations.
- WORK AREA** - Organize your work area and keep it clean. To prevent slips and falls, promptly wipe up any oil spills. Keep all tools and parts off the floor. After servicing the sweeper, reinstall all safety devices, guards and shields. Before starting the engine or moving the sweeper, check to make sure that all tools and servicing equipment are removed from the engine area.
- CLOTHING & JEWELRY** - Wear close fitting clothing appropriate for the job. Use sturdy work shoes and rough-soled. Bare feet, sandals, or sneakers are **not** acceptable foot wear when adjusting and/or servicing the sweeper. **Do not** wear rings, wrist watches, neck chains, or loose-fitting clothing when working on the engine. Any of these items could catch on moving parts, causing serious injury.
- COMPRESSED AIR** - To avoid serious injury or death, **do not** apply compressed air to any part of the body or clothing. Use only approved air guns that do not exceed 30 psi (*207 kPa*). Always wear safety glasses or goggles. Use proper shield to protect everyone in the work area.
- PRESSURIZED FLUIDS** - Be extremely careful when dealing with fluids under pressure. Fluids under pressure can have enough pressure to penetrate the skin. These fluids can infect a minor cut or opening in the skin. If injured by escaping pressurized fluids, see a doctor at once. Serious infection or reaction can result without immediate medical treatment.

When opening the radiator cap, always remove the coolant pressure control cap slowly, and only when the coolant is at room temperature. A sudden release of pressure from a heated cooling system can result in possible personal injury from the expulsion of hot coolant.

Always use extreme caution while inspecting or working on the pressurized hydraulic systems. **Do not** attempt to look for hydraulic leaks without hand and eye protection. Oil can shoot from a pinhole in a fine jet at a velocity that can penetrate the skin and cause severe injury. **Never** attempt to block the oil flow with your hands or fingers.

Safety Summary

- ❑ **BATTERIES** – Electrical batteries give off highly explosive and flammable hydrogen gas when charging, and continue to do so for some time after receiving a steady charge. **Do not** smoke or allow an open flame or spark near the batteries – an explosion may result. Prevent battery explosions. Do not charge a frozen battery; it may explode. Warm battery to 16 degrees C (*60 degrees F*). Prevent acid burns. Avoid contact with sulfuric acid in battery electrolyte. Wear proper eye protection and wear rubber gloves when handling battery. Use voltmeter or hydrometer to check battery charge. To avoid the possibility of electrical shock, always remove the battery ground cable before working on the electrical system.

- ❑ **HOT EXHAUST** – Engine produces extremely hot exhaust gases (*over 1200 degrees F*). To prevent the possibility of serious burns, always allow the engine and exhaust system to cool to ambient temperature before working on or servicing the engine or exhaust system. Engine exhaust fumes can cause sickness or death. **Do not** run engine in an enclosed area without exhaust pipe extension.

- ❑ **FIRE EXTINGUISHER** – Always keep a charged fire extinguisher within reach while working on or servicing the vehicle. Make sure the extinguisher is the correct type for the situation: a Type A extinguisher is for wood, paper, textiles and rubbish (*as might be found in the sweeper hopper*); a Type B extinguisher is for flammable liquids such as solvents; and a Type C extinguisher is for electrical equipment.

- ❑ **COMPRESSED NATURAL GAS** – Natural gas is highly flammable and explosive, and may be extremely cold (*-260 degrees F*. [-162 degrees C.]). The following cautions must be taken to avoid personal injury or damage to equipment:

Do not smoke when fueling the vehicle, or when servicing the engine or the fuel system. Servicing of natural gas equipment must be done only in well-ventilated, natural gas compatible areas.

Do not service the equipment in an enclosed area where ignition sources are present without making sure that an undetected leak may be safely vented without being ignited.

Do not vent natural gas or permit leaks inside of an enclosed area. Bleed the natural gas (fuel) lines before installing or servicing any component connected to the fuel lines. Use the venting procedure listed below for both operable and inoperable engines.

Natural gas fuel systems are pressurized. Relieve the pressure from any fuel system component before removal or service of that component.

Always use a combustible gas detector when checking the systems for leaks. Liquified natural gas is colorless and cannot be detected by smell. Compressed natural gas may be odorless and may not be detected by smell.

-
- VENTING AN OPERABLE ENGINE TO RELIEVE PRESSURE:** If the engine can run, use the following procedure to relieve the pressure downstream of the shutoff valve.

1. Shut off the manual and electrical valves on the CNG supply tanks. Turn OFF the main shutoff valve on the fuel supply lines.
2. Start the engine and run until it stalls due to fuel starvation.
3. Disconnect the vehicle batteries by removing the battery ground cable from each of the batteries.
4. Slightly loosen the CNG fuel line fitting to be serviced in a well-ventilated area to allow any remaining gas to vent.
5. Slightly loosen the CNG fuel line fitting to be serviced in a well-ventilated area to allow any remaining gas to vent.
6. Completely open the CNG fitting that was slightly opened and allow the line to vent into a well ventilated area.
7. After the service has been completed, check all connections that were loosened for leaks. Refer to the leak check procedure listed below.

- VENTING AN INOPERABLE ENGINE TO RELIEVE PRESSURE:** If the engine cannot run, use the following procedure to relieve the pressure downstream of the shutoff valve.

1. Shut off the manual and electrical valves on the CNG supply tanks. Turn OFF the main shutoff valve on the fuel supply lines.
2. Disconnect the vehicle batteries by removing the battery ground cable from each of the batteries.
3. Open a fitting to assure that all pressure has been relieved in the vehicle fuel line.
4. After the service has been completed, check all connections that were loosened for leaks. Refer to the leak check procedure listed below.

- LEAK CHECKING:** Use the following procedure to check for leaks following any fuel repairs or service.

1. Repressurize the system by opening the main fuel shutoff valve and turning on the manual and electrical valves on the CNG supply tanks.
2. Spray soapy water or commercially available leak checking solutions on the connections which were loosened or removed during servicing. Bubbles will form if there is a leak.
3. Repair any leaks that were found by:
 - a. Tightening the connection using the fitting manufacturer's technique.
 - b. Replacing the leaking component. Use the venting procedure listed above before removing the component.
 - c. Replace the pipe-threaded connector with a new replacement if the leak is a pipe thread connection. Use anaerobic sealant with Teflon (such as SWAK) applied to the threads.
4. Check for the presence of natural gas using a combustible gas detector.
5. Continue looking for leaks until all have been detected. Repair each leak as it is found.

☐ **HOPPER & ELEVATOR SAFETY** – A combination of a hydraulic system and an elevatable, heavy hopper present several safety concerns. The following cautions must be taken to avoid personal injury or damage to equipment:

1. **Do not** raise the hopper unless the sweeper is parked on firm, level ground.
2. Before raising the hopper, make sure that the vehicle is clear of overhead electrical power lines or other obstructions such as trees.
3. Make sure that bystanders are well clear of the sweeper before dumping.
4. Before working beneath a raised hopper, **always** install the safety props on both hopper cylinder rods. The safety props rest on the top edge of the cylinder body, positioned around the cylinder rod to keep the hopper from falling in the event of a hydraulic failure. **Never** position yourself beneath the hopper while installing or removing the safety props.
5. **Always** stay clear of the running elevator while making adjustments. The moving equipment can easily grab clothing and cause personal injury.

Global M4HSD



Table of Contents

Axle/Brakes/Drive	1
Body/Hopper/Frame	2
Broom/Elevator	3
Cab/Pedal/AC	4
Electrical	5
Engine	6
Hydraulics	7
Water Spray	8
Options	9
Filters List	10

Global M4HSD Series

Mechanical Sweeper

PN: GS332072

Parts Manual, 2016

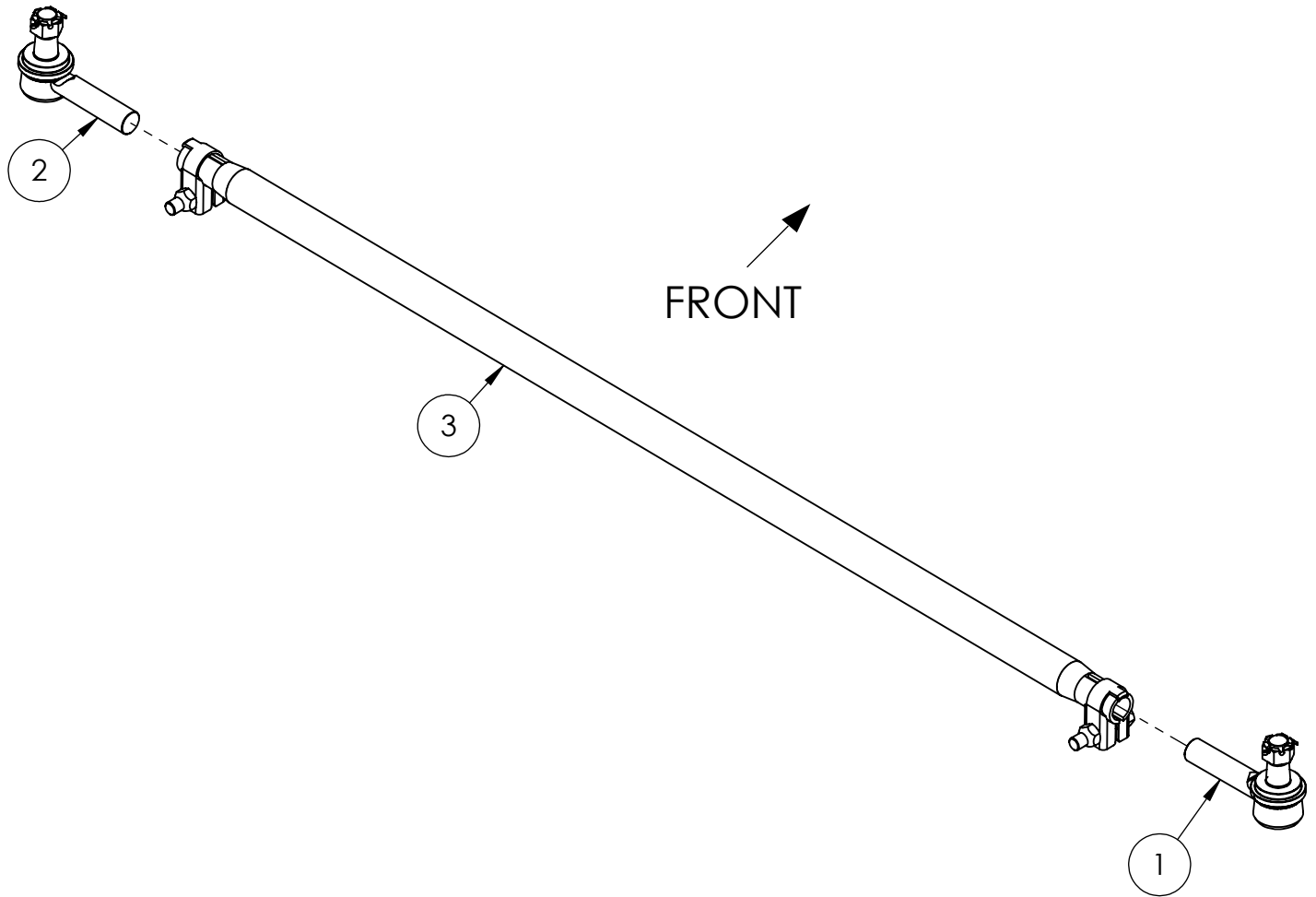


Axle Brakes & Drive

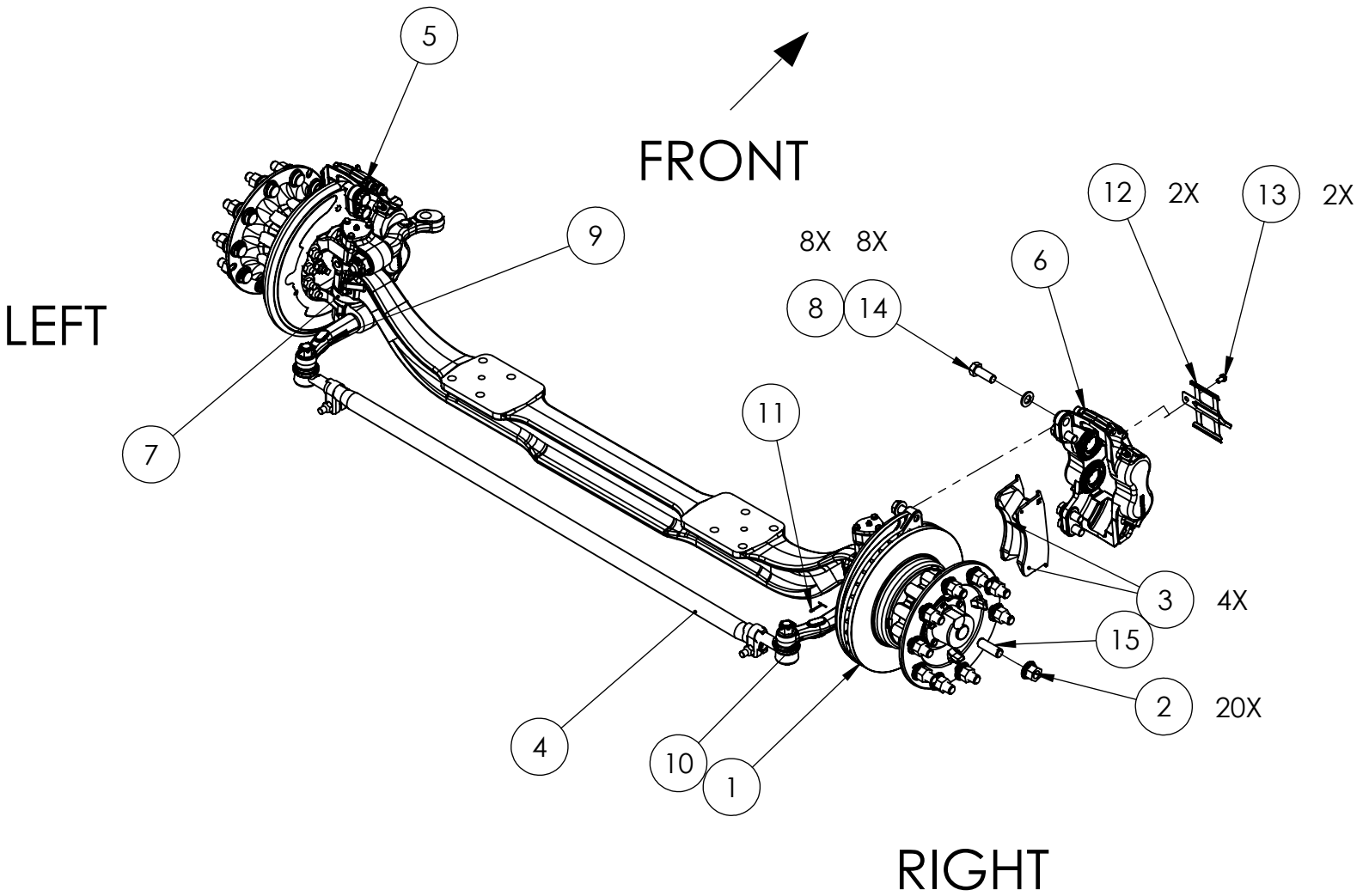
Table of Contents

Page

Tie Rod Assembly	1-2
Front Steer Axle Assembly	1-3
Front Axle Installation	1-5
Rear axle installation	1-8
Rear axle assembly	1-10
Park Brake Kit assembly	1-12
Park brake installation	1-14
Brake line installation	1-18
Abs Brake system installation	1-22
Drive Shaft Installation	1-27
Drive Shaft Assembly	1-29

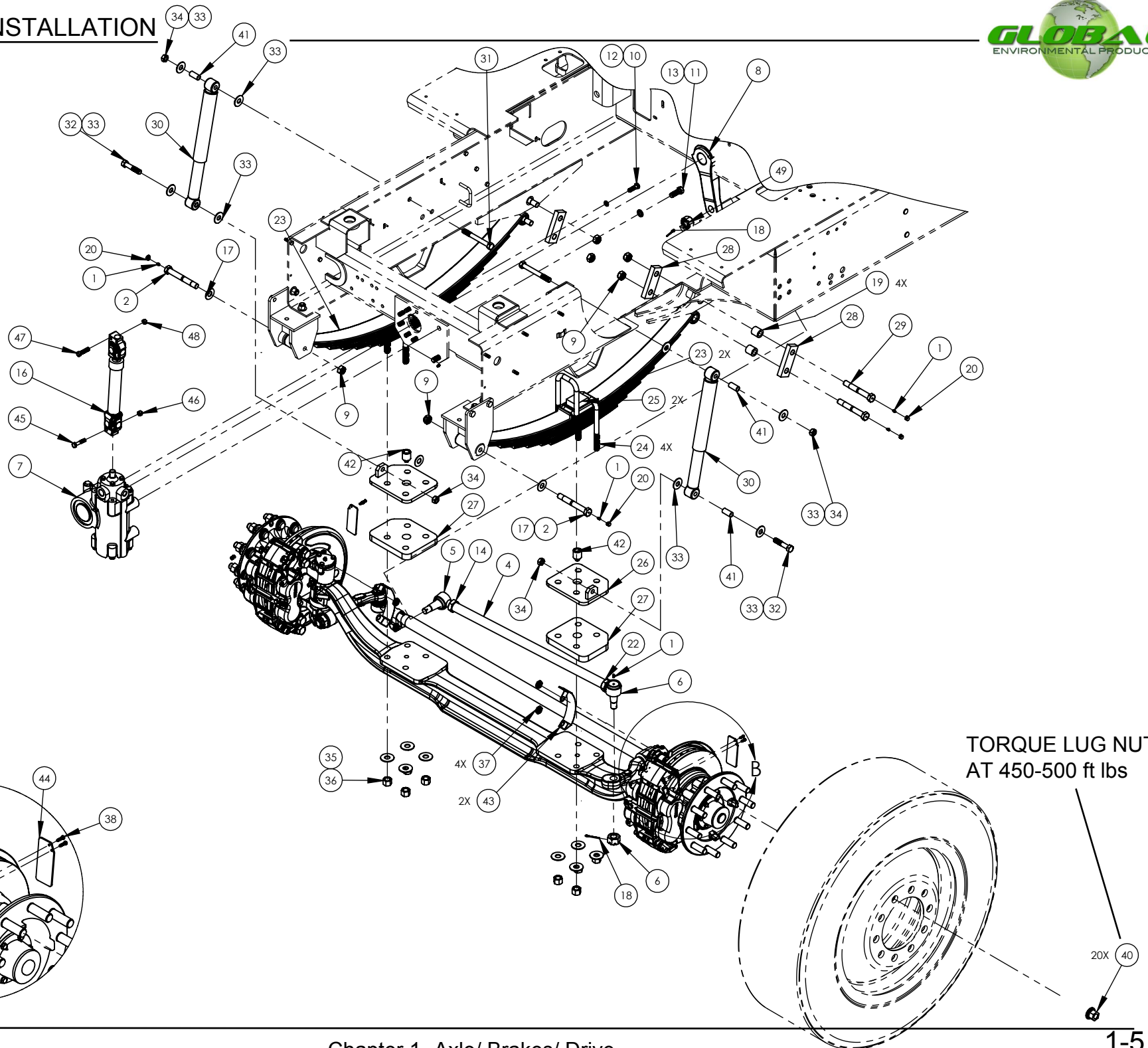


ITEM NO.	PART NUMBER	DESCRIPTION	QTY
REF	382863	TIE ROD ASSEMBLY	REV A
1	382864	TIE ROD END, RH THREADS	1
2	382865	TIE ROD END, LH THREADS	1
3	382872	TIE ROD (N.S.S.)	1



ITEM NO.	PART NUMBER	DESCRIPTION	QTY.
REF	329566	FRONT STEER AXLE	REF
1	382806	HUB & ROTOR ASSEMBLY (N.S.S.)	2
2	329756	LUGNUT, FRONT AXLE	20
3	382801	BRAKE PAD	4
4	382863	TIE ROD	1
5	382802	CALIPER LH	1
6	382803	CALIPER RH	1
7	382805	BEARING HUB	2
8	382807	WASHER FLAT	8
9	382809	TIE ROD ARM LH	1
10	382810	TIE ROD ARM RH	1
11	382811	TIE ROD PIN-COTTER	2
12	382812	CALIPER BRACKET	2
13	382813	CALIPER BRACKET BOLT	2
14	382814	CALIPER BOLT	8
15	382815	STUD	2

FRONT AXLE INSTALLATION



DETAIL B
SCALE 1 : 12

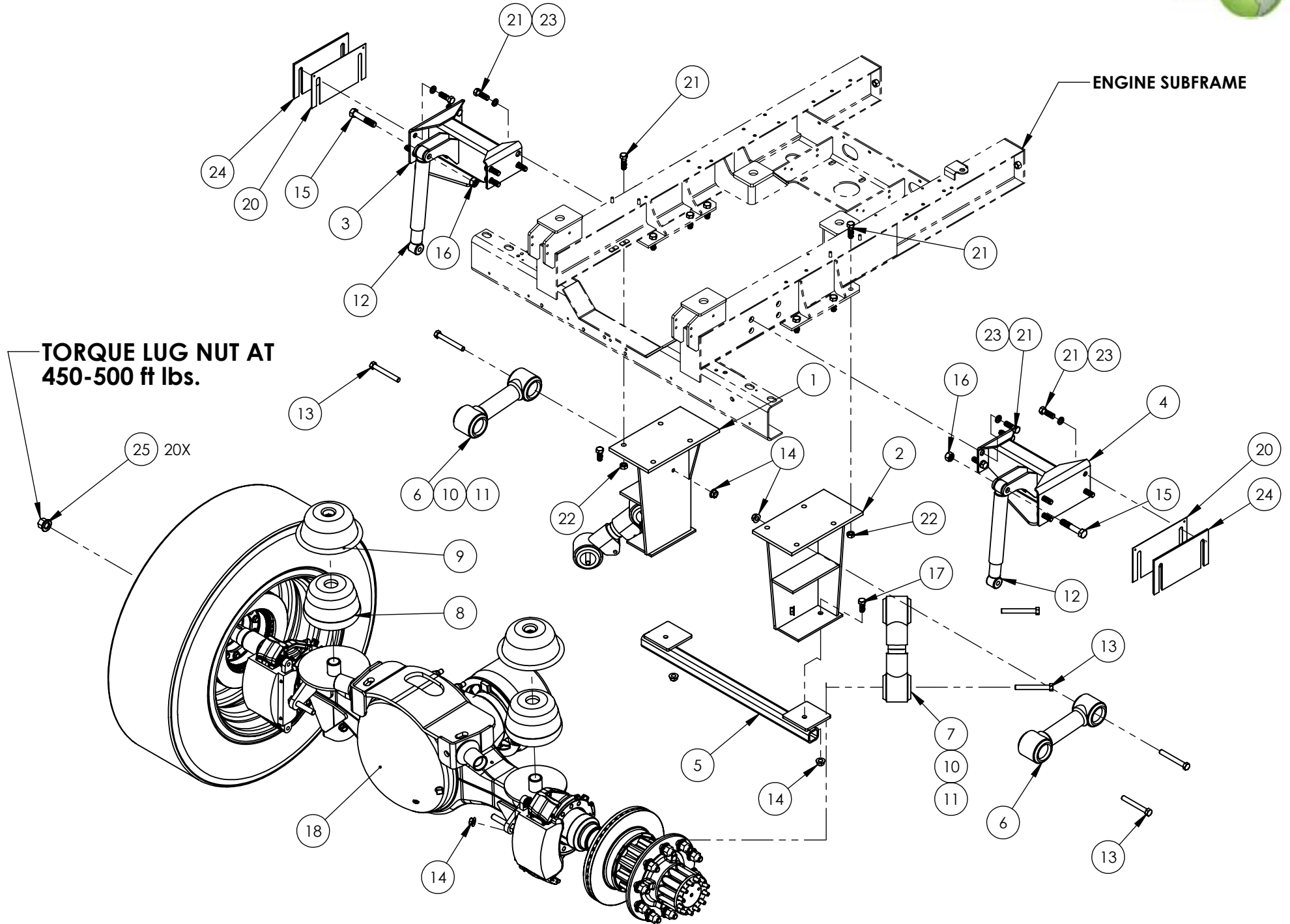
ITEM NO.	PART NUMBER	DESCRIPTION	QTY
REF	660130	FRONT AXLE INSTALLATION, HSD	REV A
1	035136	GREASE ZERK STRAIGHT 1/4 -28 N.F. TAPER	8
2	329753	BOLT-SPRING HANGER (FRONT)	2
3	329813	SHOCK HANGER (LH), WLDMT	1
4	327103	LINK, STEERING 29.0" LG	1
5	302727	BALL JOINT RH THRD	1
6	302728	BALL JOINT LH THRD	1
7	325259	GEAR BOX ASSY, POWER STEERING	1
8	325260	PITMAN ARM	1
9	035116	NUT, CONELOCK, PLATED, 3/4-16 GR8	7
10	312062	BOLT, HEX HEAD, M12x1.75x40mm lg.	6
11	208597	BOLT, HEX HEAD, M16x2.0x45mm lg.	2
12	312685	WASHER, SPRING LOCK, M12	6
13	031146	WASHER, SPRING LOCK, Ø 5/8"	2
14	039734	NUT, HEX, JAM, 1 1/8-12-UNF	1
15	329566	FRONT STEER AXLE-MERITOR	1
16	E315576	STEERING SHAFT	1
17	323847	SHIM	4
18	032936	COTTER PIN Ø1/8" X 1-1/2" LG	2
19	322645	SLEEVE, BEARING-SINTERED BRNZ	4
20	311745	CAPLUG - GREASE FITTING	6
21	324338GA	GAUGE, AXLE STOP	REF
22	312835	NUT, HEX, JAM, 1 1/8-12-UNF	1
23	327493	SPRING FRONT	2
24	309892	U-BOLT ASSY	4
25	E301742	PAD & BUMPER ASSY	2
26	329814	SHOCK HANGER (RH), WLDMT	1
27	329816	FRONT SUSPENSION PLATE	2
28	329752	BAR-SHACKLE	4
29	329806	BOLT-SPRING HANGER (REAR)	4
30	305579	SHOCK ABSORBER	2
31	203679	BOLT, HEX, HEAD, 5/8-11-UNC x 5 1/2" LG	2
32	206233	BOLT, HEX, HEAD, 5/8-11-UNC x 3" LG	2
33	030558	WASHER, FLAT, Ø 5/8", USS Gr.8	8
34	303051	NUT, HEX, 5/8-11-UNC, CONELOCK, PLATED	4
35	320739	WASHER FLAT- 3/4 HARDEN	8
36	320738	NUT, DEEP, U-BOLT 3/1-16 HRDN	8
37	327755	MACH. HEX NUT STL. BLK 5/8-11 UNC	4
38	318833	BOLT, HEX, HEAD, Ø #10-24-UNC x 3/4" LG	4
39	036860	NUT, KEPS #10-24 (ZP)	4
40	329756	LUGNUT, M22	11
41	E302499	SLEEVE, TUBE-BRG.	4
42	310199	FRONT AXLE SPRING GUIDE PIN	2
43	E327678	BRACKET WELDMENT, SENSOR GUARD	2
44	331340	PLATE-GUARD, BRAKE DISC FRONT	2
45	317627	BOLT, HEX HEAD, M10x1.5x50mm lg.	1
46	310775	NUT, HEX HEAD, NYLON LOCK, M10x1.5	1
47	303981	BOLT, HEX, HEAD, 7/16-14-UNC x 1 3/4" LG	1
48	309660	NUT, HEX, 7/16-20-UNF, CONELOCK	1
49	303071	NUT HEX 7/8-14 CSTL	1



NOTES

NOTES

REAR AXLE INSTALLATION

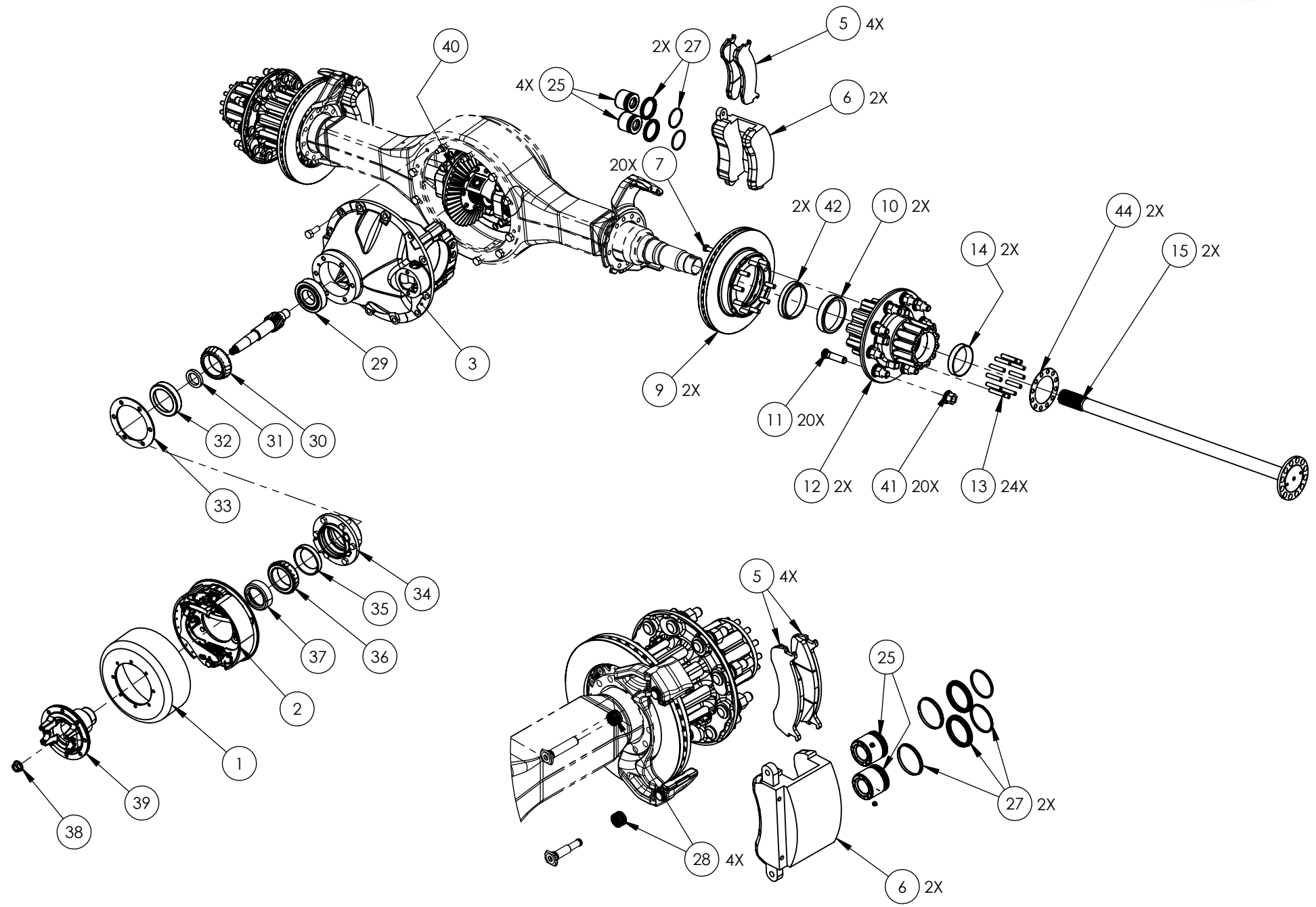




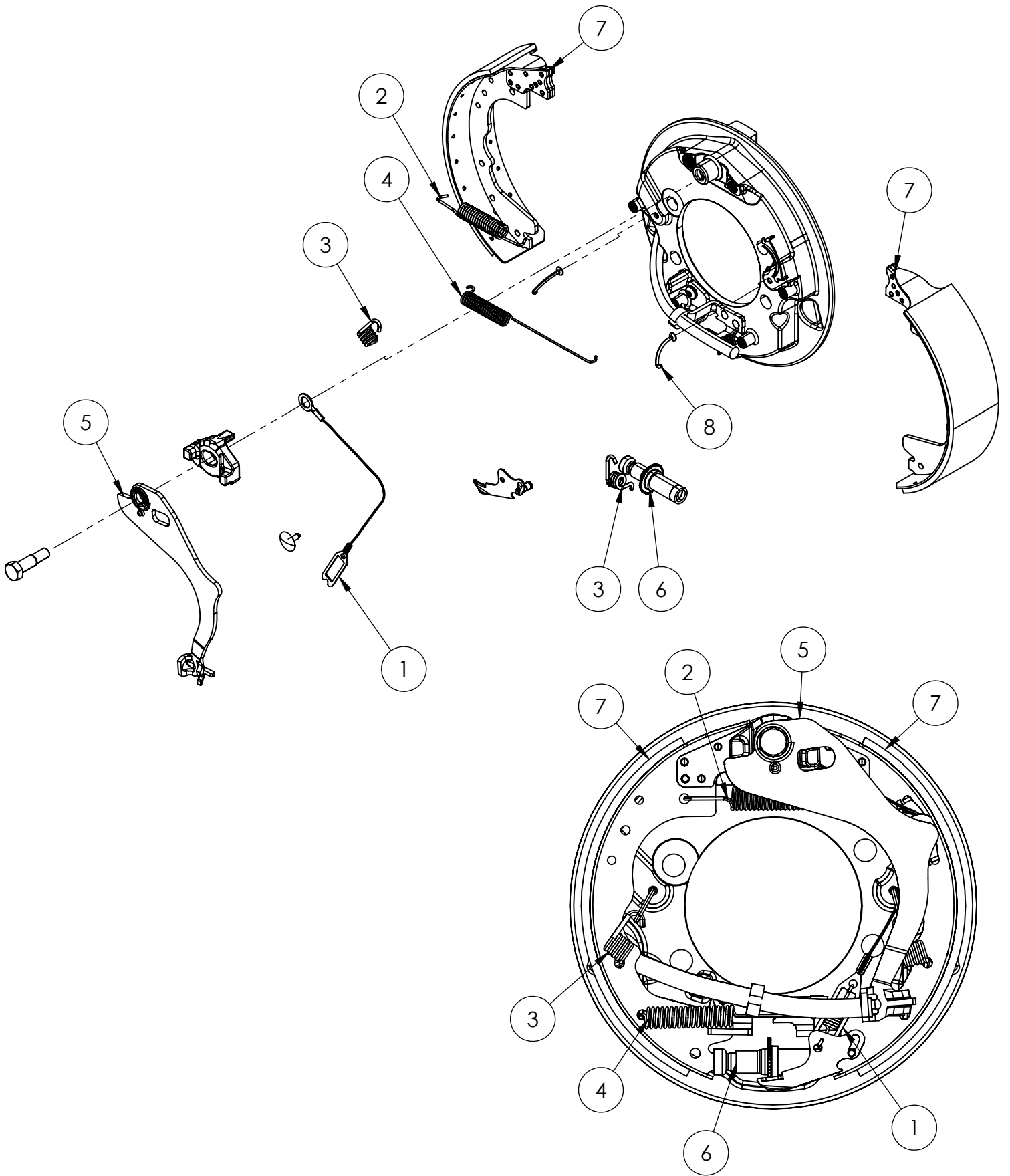
REAR AXLE INSTALLATION

ITEM NO.	PART NUMBER	DESCRIPTION	QTY
REF	329737	REAR AXLE INSTALLATION, DISC BRAKES	REV A
1	380831	HANGER ASSY, RH	1
2	380832	HANGER ASSY LH	1
3	321010	UPPER SPRING PLATE RH	1
4	321000	UPPER SPRING PLATE LH	1
5	382333	CROSSMEMBER ASSY WELDMENT	1
6	380841	TORQUE ROD-FIXED	2
7	380842	TORQUE ROD- ADJUSTABLE	2
8	321008	RUBBER SPRING, #10	2
9	321009	SPRING RESTRICTION CAN, #10	2
11	380845	SPIGOT CAP - #1 JOINT	REF
12	380846	TORQUE ROD BUSHING - #1 JOINT	REF
12	380847	SHOCK ABSORBER ASS'Y	2
13	380848	HEX CAP BOLT-5/8-11X5, GR8	8
14	380849	STOVER L/NUT-5/8-11, GR C	8
15	380850	HEX CAP BOLT-3/4-10X4, GR8	2
16	380851	STOVER L/NUT-3/4-10, GRC	2
17	031457	BOLT,HEX,HEAD,5/8-11-UNC x 1 1/2"LG	2
18	329733	REAR AXLE ASSY-DISC BRAKES	1
20	315944	SHIM PLATE-SUSPENSION	2
21	305399	BOLT,HEX,HEAD,5/8-11-UNC x 2"LG	28
22	303051	NUT,HEX, 5/8-11-UNC, CONELOCK, PLATED	12
23	031146	WASHER, SPRING LOCK, Ø 5/8"	16
24	322051	SHIM PLATE - SUSPENSION, 1/4, SS	2
25	329756	LUGNUT, M22	20

REAR AXLE ASSEMBLY

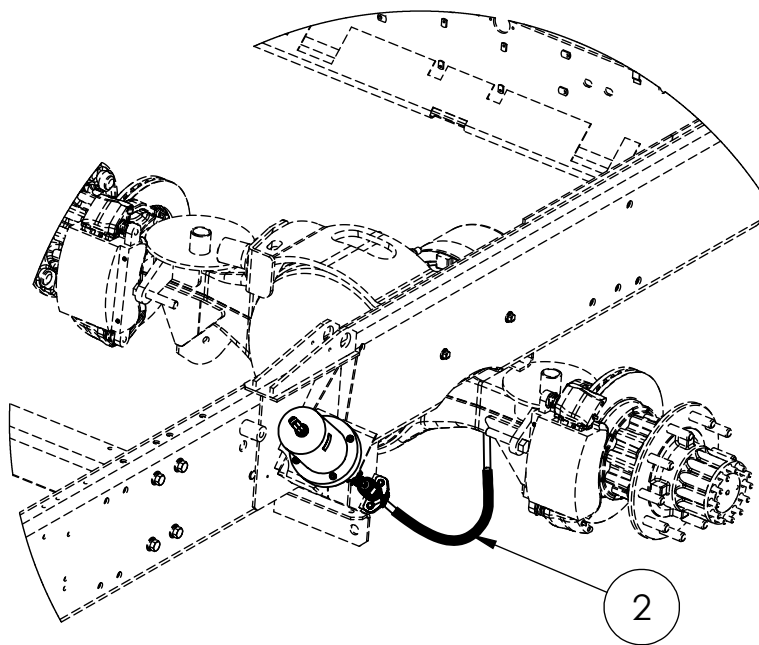
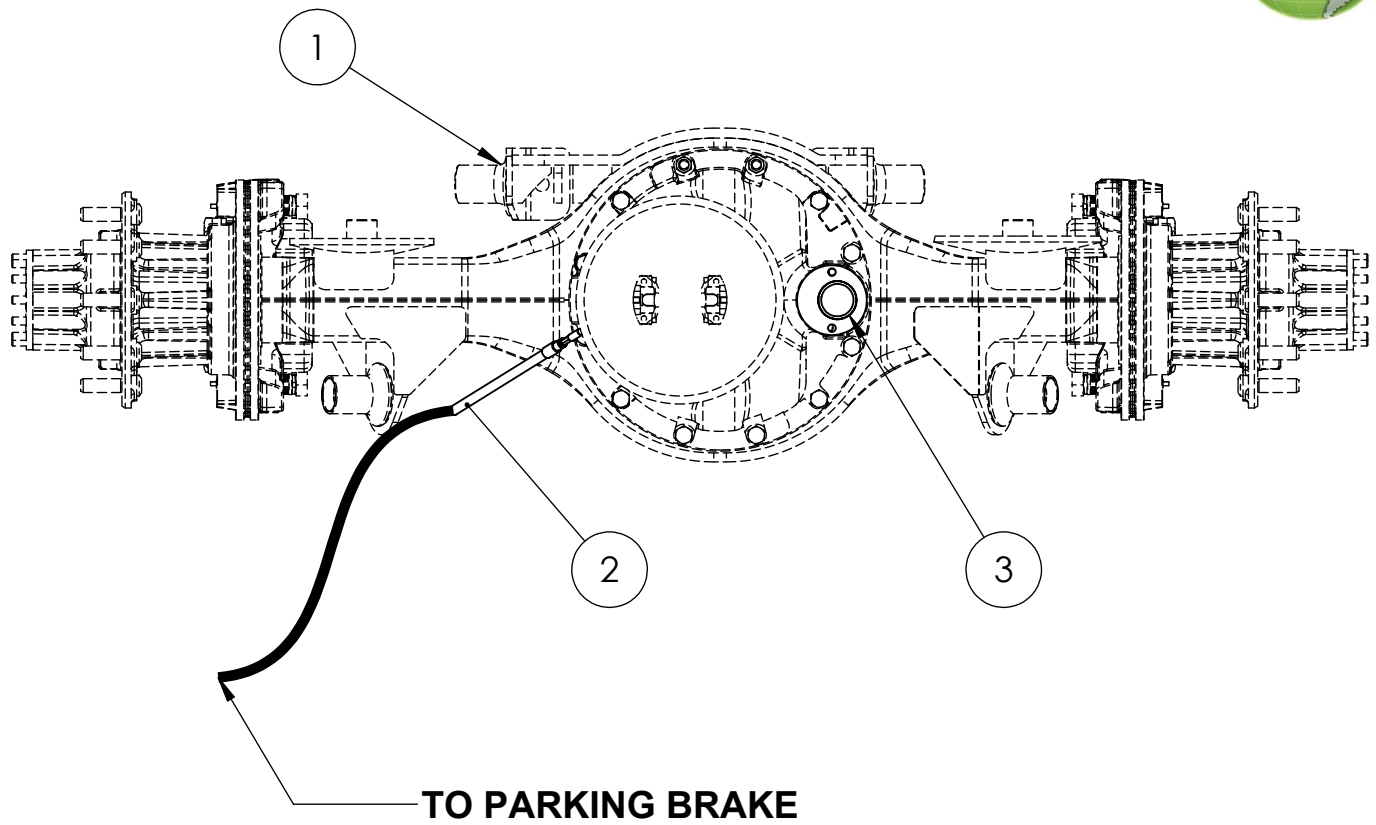


ITEM NO.	PART NUMBER	DESCRIPTION	QTY
REF	329517	REAR AXLE ASSY	REV C
1	330801	BRAKE DRUM	1
3	330667	DIFFERENTIAL GEAR HOUSING	1
5	331787	BRAKE PADS, DISC	4
6	330677	CALIPER	2
7	382834	ROTOR BOLT	20
8	330799	ROTOR BOLT WASHER	10
9	330672	ROTOR	2
10	382832	HUB BEARING INNER	2
11	330671	WHEEL STUD	20
12	330670	HUB	2
13	382830	DRIVE STUD	24
14	382833	HUB BEARING OUTER	2
15	330668	AXLE	2
24	330905	KEY RETAINING	1
25	330906	PISTON- DISC BRAKE CALIPER	4
26	356817	TUBE-SEAL INSERT	1
27	356818	KIT- SEAL DUST BOOT & PISTON	2
28	356819	CALIPRE BUSHING	4
29	356820	PINION PILOT BEARING	1
30	356821	PINION BEARING CONE-INNER	1
31	356822	PINION BRG SPACER (SVC KIT)	1
32	356823	PINION BEARING CUP-INNER	1
33	356824	PINION BEARING CAGE SHIM	1
34	356825	PINION BEARING CAGE & CUP ASSY	1
35	356826	PINION BEARING CUP-OUTER	1
36	356827	PINION BEARING CONE-OUTER	1
37	356828	OIL SEAL-PINION	1
38	356829	PINION NUT	1
39	356830	PINION YOKE	1
40	331819	GEAR, HEAD ASSY	1
41	329756	LUGNUT, M22	20
42	382852	OIL SEAL INNER HUB	2
43	382831	PARKING BRAKE KIT ASSY	1
44	382853	GASKET AXLE SHAFT	2

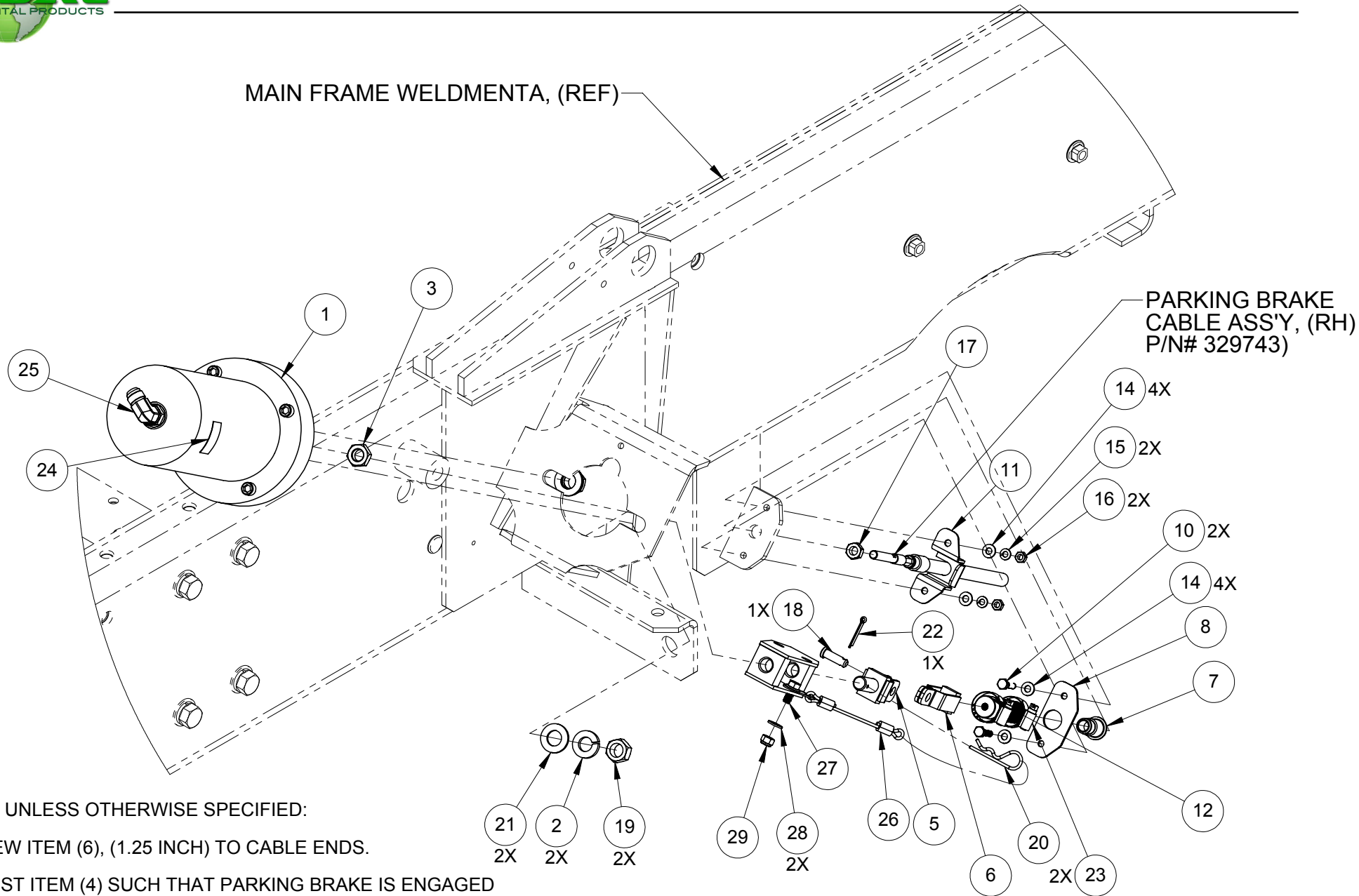




ITEM NO.	PART NUMBER	DESCRIPTION	QTY
REF	382831	PARK BRAKE KIT ASSY	REV B
1	330662	ADJUSTER CABLE	1
2	330658	LOWER RETURN SPRING	1
3	330660	HOLD-DOWN SPRING	2
4	330659	UPPER RETURN SPRING	1
5	330657	Park Brake Lever	1
6	330661	ADJUSTER SCREW ASSEMBLY	1
7	330664	BRAKE SHOE	2
8	331785	HOLD DOWN PIN	2



ITEM NO.	PART NUMBER	DESCRIPTION	QTY.
1	329732	REAR AXLE REWORK-DISC BRAKES	1
2	329743	PARKING BRAKE CABLE	1
3	356414	DIFFERENTIAL LOCK, WELDMENT	1
4	890611	GEAR OIL SAE 80W/90	REF



NOTES, UNLESS OTHERWISE SPECIFIED:

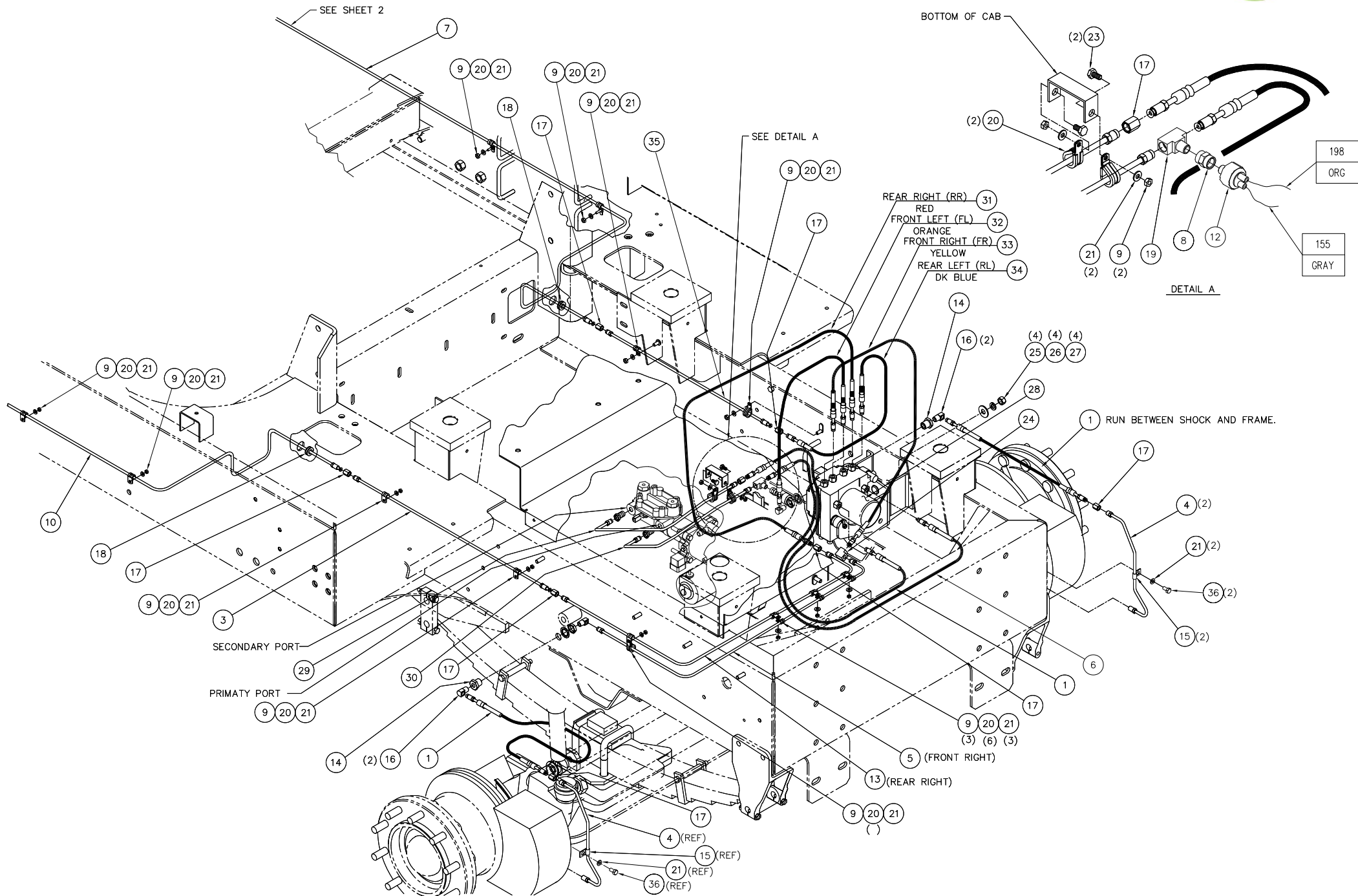
- 1) SCREW ITEM (6), (1.25 INCH) TO CABLE ENDS.
- 2) ADJUST ITEM (4) SUCH THAT PARKING BRAKE IS ENGAGED WHEN MACHINE IN IN PARK TIGHTEN ALL JAM NUT.
- 3) TORQUE ITEM (19) 115-120 FT-LBS.
- 4) TOWING PRIOR TO TOWING THE VEHICLE, DETACH ITEM (20) FROM ITEM (5) AND TURN ITEM (4) UNTIL BRAKE IS RELEASED.

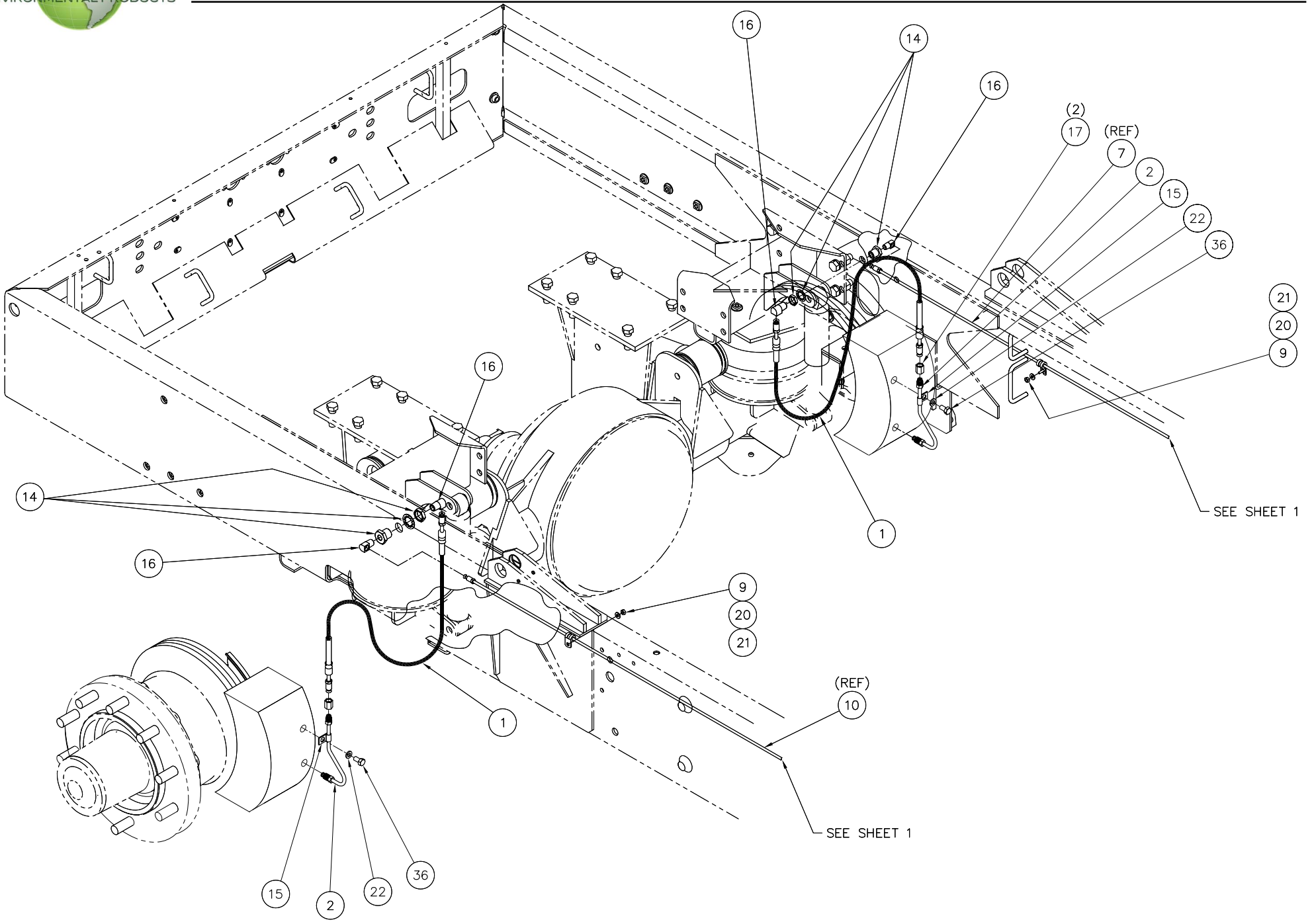
PARKING BRAKE INSTALLTION



ITEM NO.	PART NUMBER	DESCRIPTION	QTY
REF	329738	PARKING BRAKE INSTALLTION	REV C
1	313129	ACTUATOR, BRAKE INSTALLATION	1
2	031146	WASHER LOCK, PLTD 5/8" ID	2
3	032945	NUT- JAM PLATED 5/8-18 UNF	1
4	314794	TURN BUCKLE WLDMT	1
5	329784	WELDMENT-CLEVIS, L.H. THREADED	1
6	329788	WLDMT-CLEVIS	1
7	380214	SLEEVE	1
8	329786	RECTANGLE, HOLDER CABLE	1
9		REMOVED	
10	031343	SCR- HX HD CP 1/4-20 X 1-1/4" LG.	2
11	329783	BRACE SUPPORT, CABLE	1
12	332780	BELLOWS	1
13		REMOVED	
14	609606	WASHER FLAT SAE PLATED 1/4 ID	4
15	030643	WASHER- LOC SPLIT PLTD 1/4 GR8	2
16	030703	NUT HEX 1/4-20 UNC	2
17	420-15	NUT, M10 X 1.5 PLTD	1
18	033752	PIN CLEVIS	1
19	102652	NUT 5/8-18	2
20	314469	HAIRPIN, 5/8" DIA SHAFT	1
21	035561	WASHER FLAT SAE PLTD 5/8 GR8	2
22	031495	PIN COTTER PLATED, 1/8" X 1" LG.	1
23	310191	CLAMP - ADJ	2
24	306905	DECAL-WARNING SPRING LOADED	1
25	620513	ELBOW, MB-MJ90-8	1
26	331095	PARK BRAKE CABLE TETHER	1
27	030483	BOLT,HEX,HEAD,5/16-18-UNC x 3/4"LG	1
28	651420	WASHER,FLAT,Ø 5/16", SAE NARROW, 11/16" O.D.	2
29	023559	NUT,HEX,NYLON LOCK,5/16-18-UNC	1

BRAKE LINE INSTALLATION





Parts List

Item	Part No.	Description	Qty
1	203887	HOSE ASS-HYD BRAKE	5
2	329744	BRAKE LINE ASSEMBLY, FRONT	2
3	324201	BRAKE LINE ASSY	1
4	329758	BRAKE LINE ASSY, FRONT	2
5	324884	BRAKE LINE ASSY FRONT RH, REWORK	1
6	329502	HOSE-HYD BRAKE	1
7	322614	BRAKE LINE ASSY-FRAME RAIL	1
8	10812-2	1/8" PIPE CONNECTOR	1
9	900105	NUT-KEPS, PLATED, 1/4-20	16
10	324192	BRAKE LINE ASSY FRAME RAIL RH	1
11	329502	HOSE-HYD BRAKE	1
12	030573	SWITCH HYD	1
13	324885	BRAKE LINE ASSY REAR RH, REWORK	1
14	203479	BULHEAD FTG-1/4" F NPT	4
15	324447	CLIP, 1/4" OD BRAKE LINE	4
16	605220	ELBOW-MP INV FL 90-4	8
17	312372	UNION-INVERTED 1/4" TUBE	10
18	216037	GROMMET AN931-C12-17	2
19	325320	TEE, MALE BRANCH 4 X 2	1
20	603115	CLAMP LOOP DG 6	18
21	035605	WASHER FLAT USS PLATED 1/4"	18
22	030373	WASHER-LOC, SPLT PLTD 5/16" ID GR8	4
23	026205	SCR-HX HD PLT 1/4-20 X 5/8" LG.	2
24	324104	UNION ELEBOW 1/4" INVERTED FLAIR	2
25	030592	WASHER-LOC, SPLT PLTD 1/2" GR8	4
26	030595	WASHER FLAT USS PLTD, 1/2" GR8	4
27	030596	NUT-PLATED, 1/2"-13	4
28	329494	ABS, HYD BRAKE MODULATOR	1
29	354412	BRAKE LINE ASSY MASTER CYL NYC	1
30	354413	BRAKE LINE ASSY MASTER CYL NYC	1
31	329503	HOSE HYD, FRONT RIGHT REWORK	1
32	324871	HOSE HYD, FRONT LEFT REWORK	1
33	329504	HOSE HYD, REAR RIGHT REWORK	1
34	324873	HOSE HTD, REAR LEFT REWORK	1
35	324886	BRAKE LINE REAR LH, REWORK	1
36	034800	SCR-HX HD,PLT,5/16-18X5/8 GR8	4

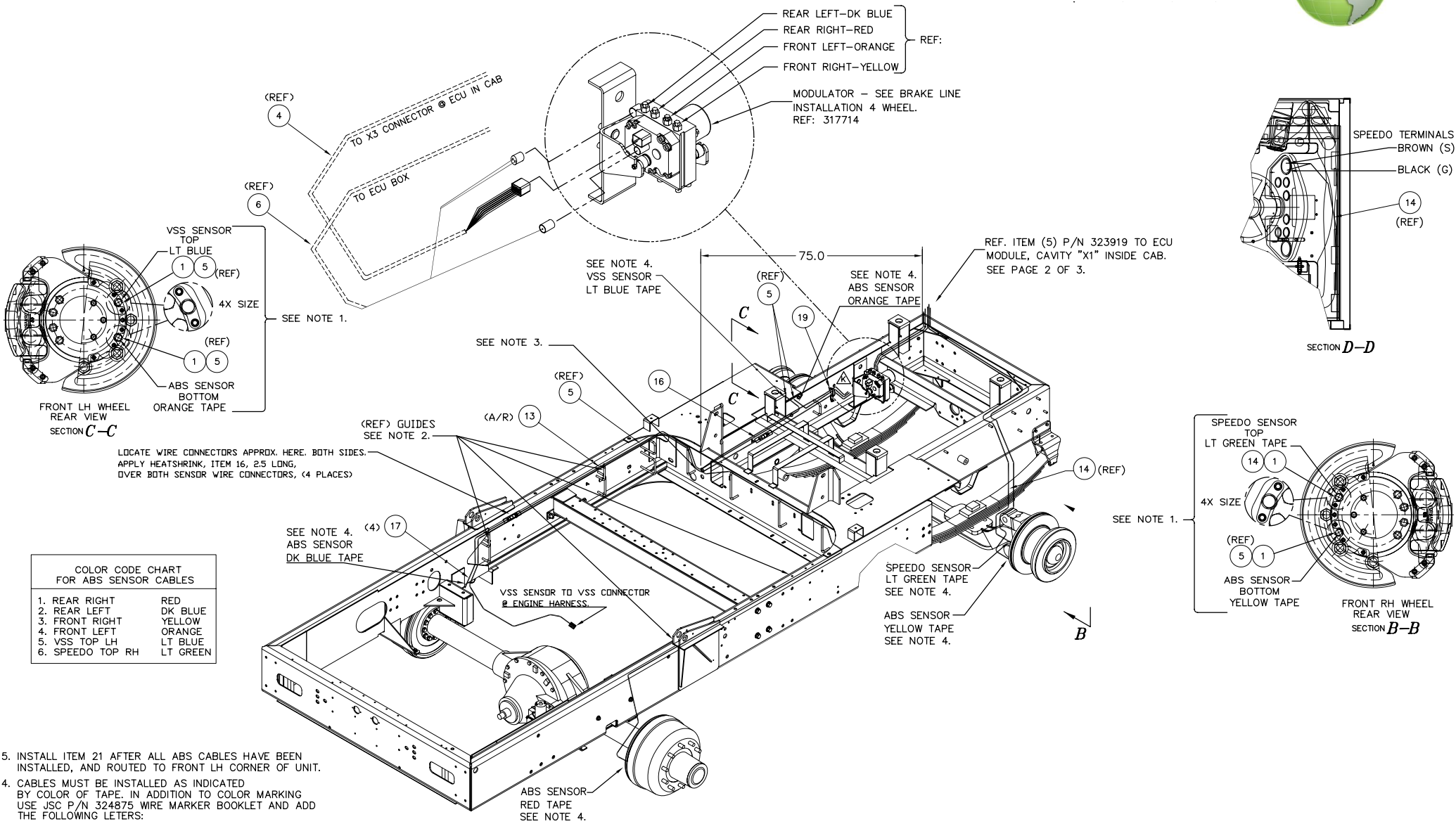


NOTES

NOTES

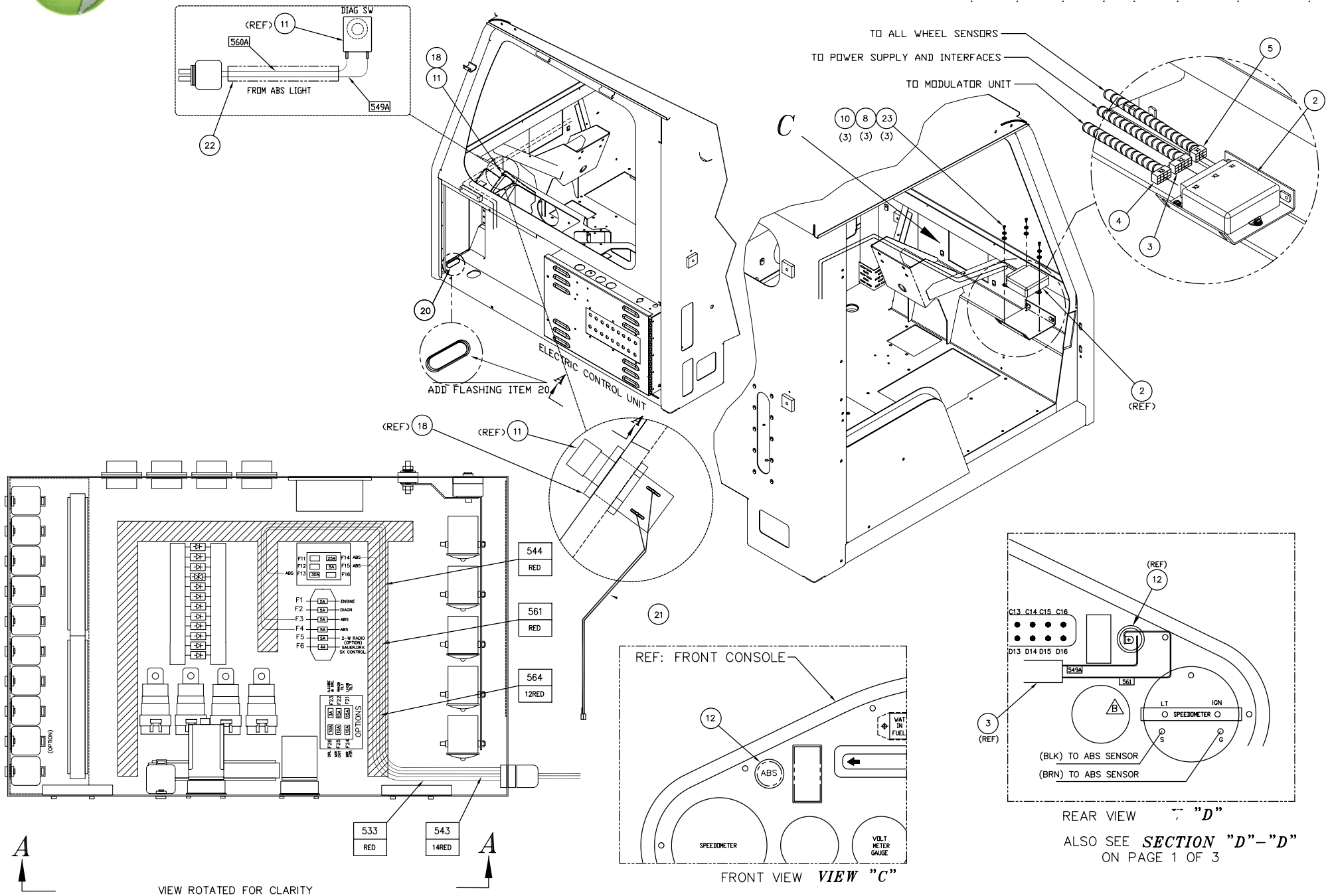
<hr/>	<hr/>
<hr/>	<hr/>
<hr/>	<hr/>
<hr/>	<hr/>
<hr/>	<hr/>
<hr/>	<hr/>
<hr/>	<hr/>
<hr/>	<hr/>
<hr/>	<hr/>
<hr/>	<hr/>
<hr/>	<hr/>
<hr/>	<hr/>
<hr/>	<hr/>
<hr/>	<hr/>
<hr/>	<hr/>
<hr/>	<hr/>
<hr/>	<hr/>

ABS BRAKE SYSTEM INSTALLATION



COLOR CODE CHART FOR ABS SENSOR CABLES	
1. REAR RIGHT	RED
2. REAR LEFT	DK BLUE
3. FRONT RIGHT	YELLOW
4. FRONT LEFT	ORANGE
5. VSS TOP LH	LT BLUE
6. SPEEDO TOP RH	LT GREEN

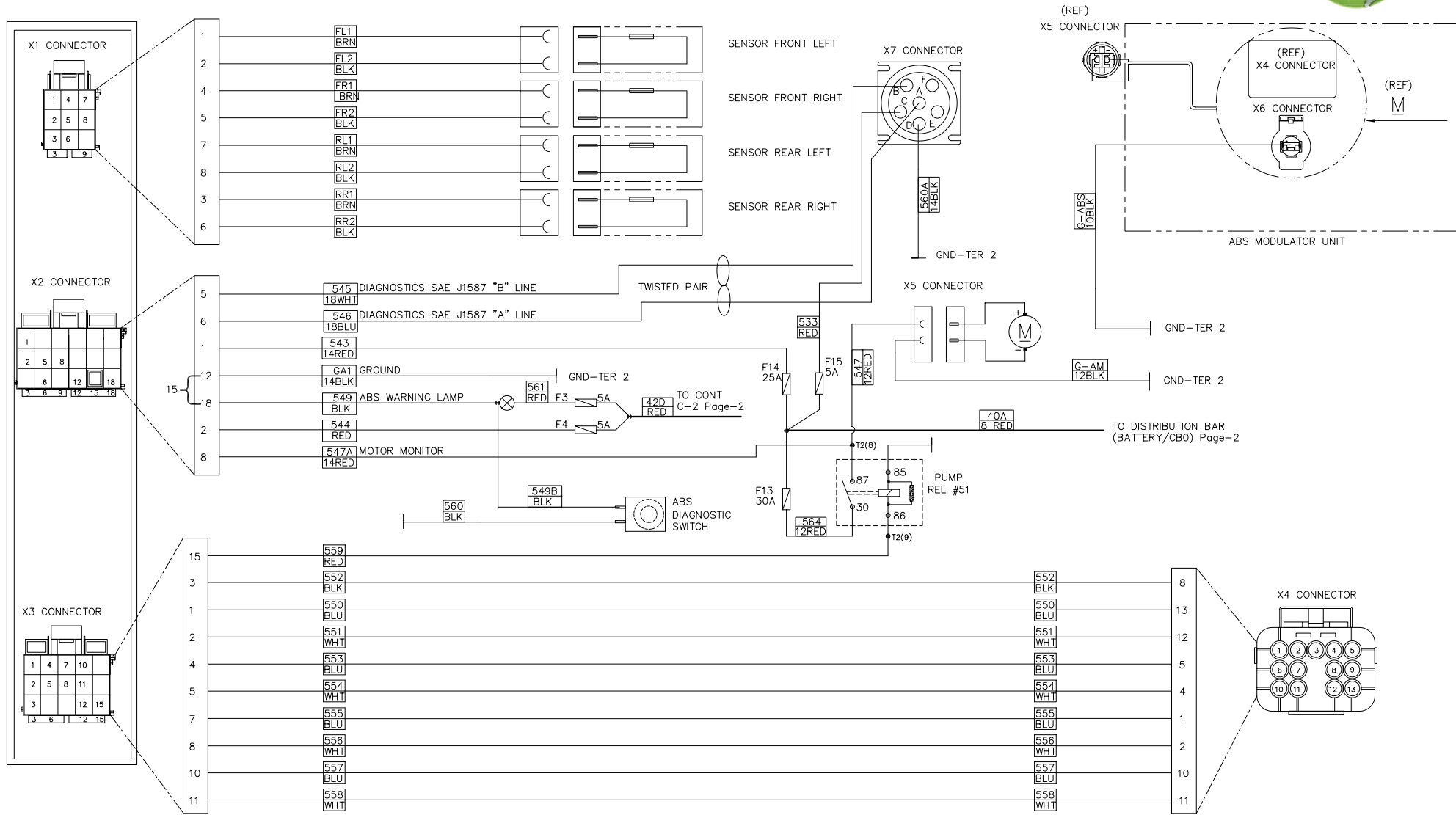
- INSTALL ITEM 21 AFTER ALL ABS CABLES HAVE BEEN INSTALLED, AND ROUTED TO FRONT LH CORNER OF UNIT.
 - CABLES MUST BE INSTALLED AS INDICATED BY COLOR OF TAPE. IN ADDITION TO COLOR MARKING USE JSC P/N 324875 WIRE MARKER BOOKLET AND ADD THE FOLLOWING LETTERS:
 FOR REAR RIGHT - RR
 FOR REAR LEFT - RL
 FOR FRONT RIGHT - FR
 FOR FRONT LEFT - FL
 FOR VSS - VSS
 FOR SPEEDO - SP
 - ROUTE ABS SENSOR CABLES THROUGH HOLE ABOVE BRAKE LINE.
 - ROUTE ABS SENSOR WIRES AT THE VERY TOP OF CHANNEL, USING PLASTIC WIRE TIES, ITEM 13, A/R TO SECURE TO GUIDES.
 - INSERT SENSOR UNTILL IT TOUCHES THE ABS EXCITATION RING.
- NOTES, UNLESS OTHERWISE SPECIFIED:



ABS BRAKE SYSTEM INSTALLATION



ECM CAB MOUNTED



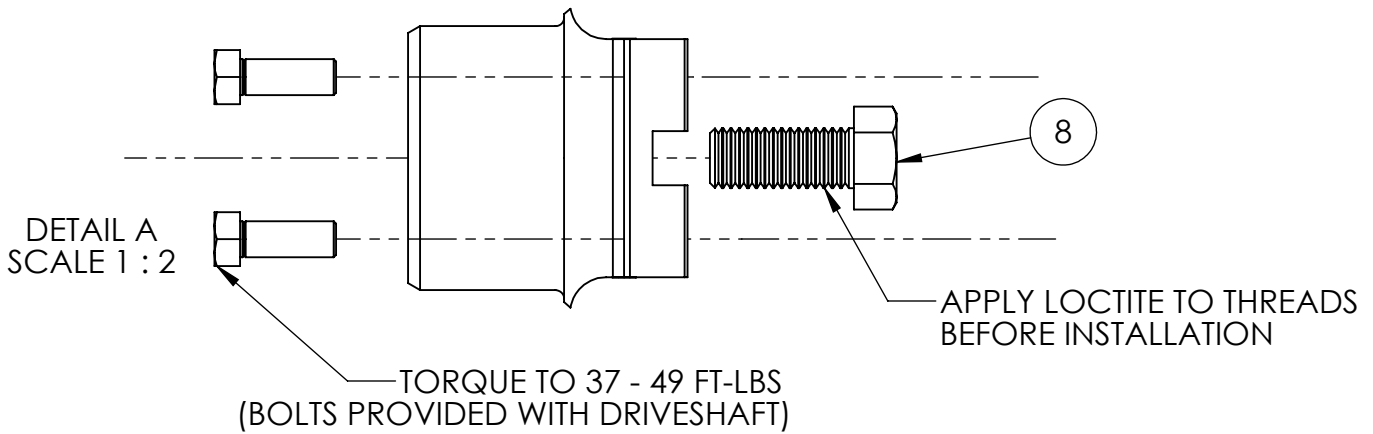
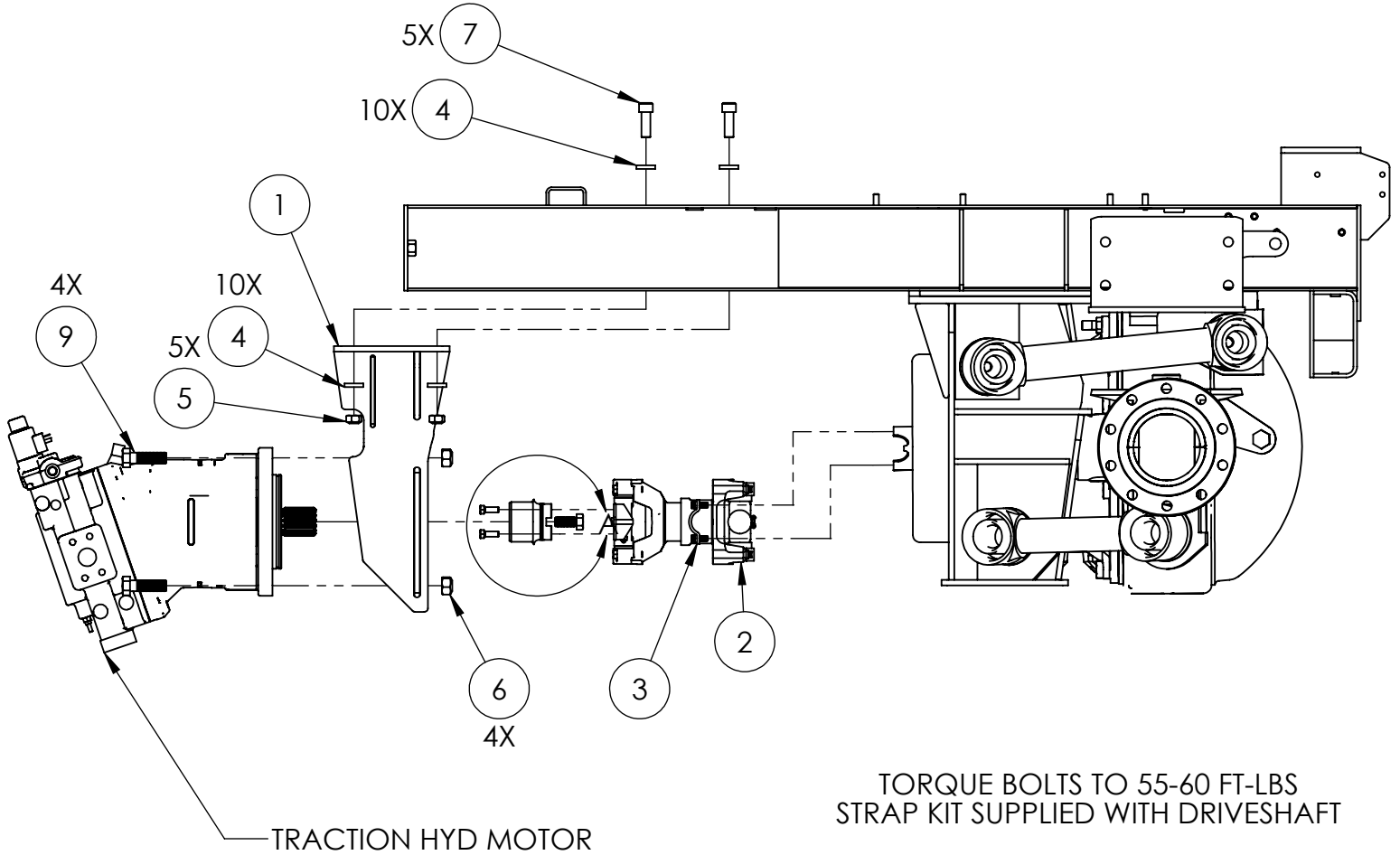
ABS



ITEM NO.	PART NUM	QTY	DESCRIPTION
1	323478	4	SPRING CLIP
2	354414	1	ABS ECU ASSY
3	324761	1	HARNESS "ABS-X2"
4	324762	1	HARNESS "ABS-X3"
5	323919	1	HARNESS, ABS-X1
6	324326	1	HARNESS "ABS-X5/X6"
8	036645	6	WASHER FLAT SAE PLATED #10
10	036859	3	SCR-PAN HD,SLT,PLTD,10-24X3/4
11	324759	1	SWITCH, ABS DIAG.
12	324234	1	LIGHT ABS REWORK
13	352877	0	CABLE TIE-MOUNTING (NYLON)
14	324433	1	WIRE ASSY SPEEDO TO ABS RWK
16	896913	4	HEAT SHRINK .5 DIA (.083)
17	323476	4	SENSOR, STRAIGHT 1.7 METER
18	324777	1	NUT, 15/32-32
19	900093	1	CLAMP LOOP DG 12
20	893704	9.5	PLASTIC TRIM .08330
21	325062	1	WIRE ASSY ABS SW EXT
22	325062	1	WIRE ASSY ABS SW EXT
23	035604	3	WASHER LOCK SPLIT #10 PLATED
24	324916	0	WIRE MARKER-RED
25	324920	0	WIRE MARKER-DARK BLUE
26	324917	0	WIRE MARKER-YELLOW
27	324918	0	WIRE MARKER-ORANGE
28	324919	0	WIRE MARKER-LIGHT BLUE
29	324921	0	WIRE MARKER-LIGHT GREEN
30	324875	0	WIRE MARKER BOOKLET



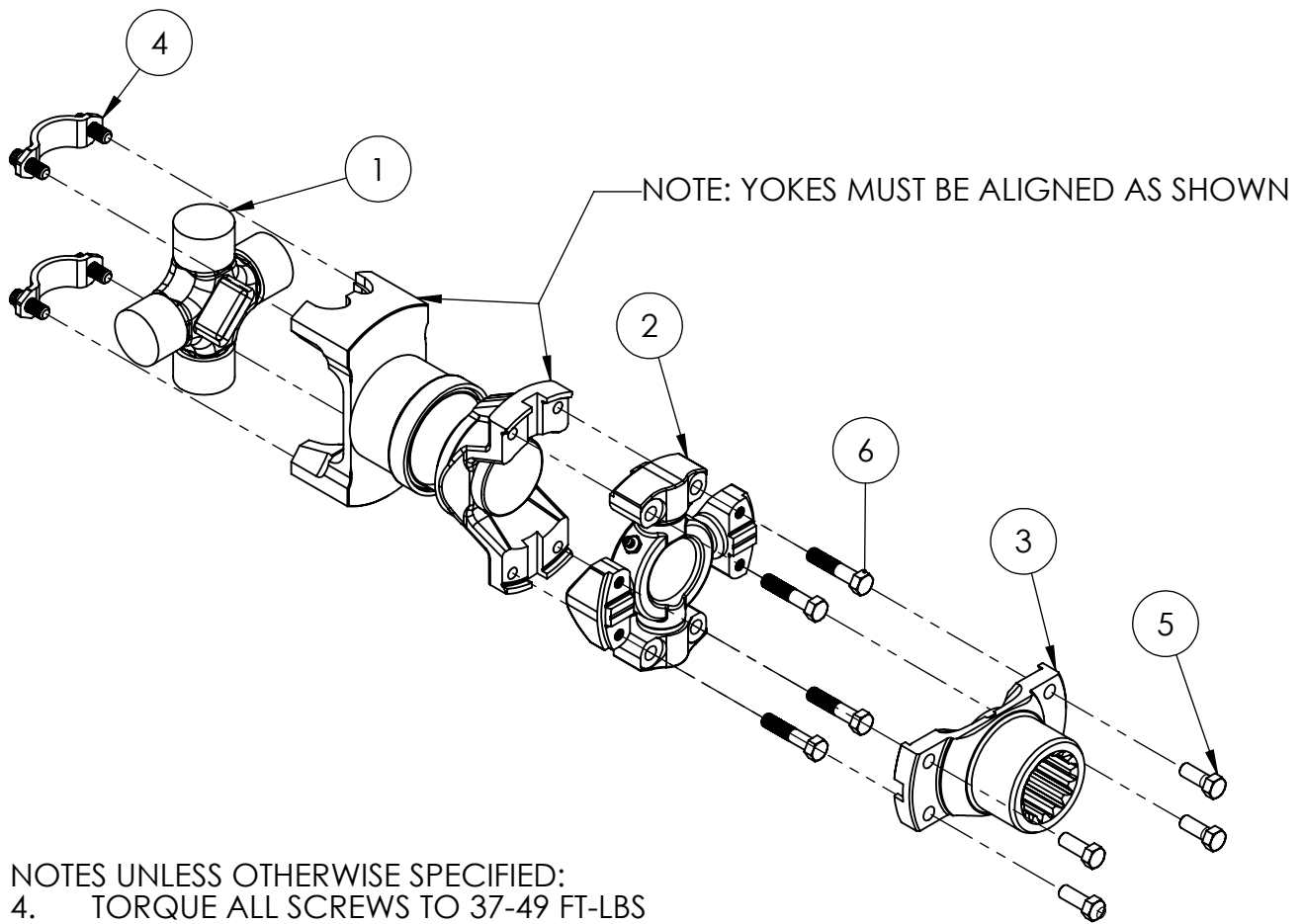
NOTES





DRIVESHAFT INSTALLATION

ITEM NO.	PART NUMBER	DESCRIPTION	QTY
REF	660910	DRIVESHAFT INSTALLATION, HSD	REV A
1	330359	WELDMENT, TRACTION MOTOR MOUNT	1
2	660911	DRIVESHAFT ASSEMBLY, HSD	1
3	382891	STRAP KIT	1 REF.
4	352947	WASHER, RECTANGLE	10
5	030470	NUT, HEX, 5/8-18-UNC, CONELOCK, PLATED	5
6	205063	NUT, HEX, 3/4-10-UNC, CONELOCK, PLATED	4
7	317202	SCREW, SOCKET HEAD CAP, 5/8-18 UNF X 1 3/4" LG.	5
8	031457	BOLT, HEX, HEAD, 5/8-11-UNC x 1 1/2" LG	1
9	304992	BOLT, HEX, HEAD, 3/4-10-UNC x 2-1/2" LG	4



- NOTES UNLESS OTHERWISE SPECIFIED:
 4. TORQUE ALL SCREWS TO 37-49 FT-LBS
 5. EACH STRAP KIT CONTAINS 2 STRAPS & 4 SCREWS

PSS PART NO. 137921

ITEM NO.	PART NUMBER	DESCRIPTION	QTY	PROPSHAFT SUPPLY PART #
1	382887	U-JOINT, AXLE SIDE	1 REF.	132786
2	382888	U-JOINT, MOTOR SIDE	1 REF.	122470
3	382890	END YOKE	1 REF.	137375
4	382891	STRAP KIT	2 REF.	132788
5	207080	BOLT,HEX,HEAD,3/8-24-UNF x 1 1/4"LG	4 REF.	N/A
6	202438	BOLT,HEX,HEAD,3/8-24-UNF x 1-3/4"LG	4 REF.	N/A

CHAPTER

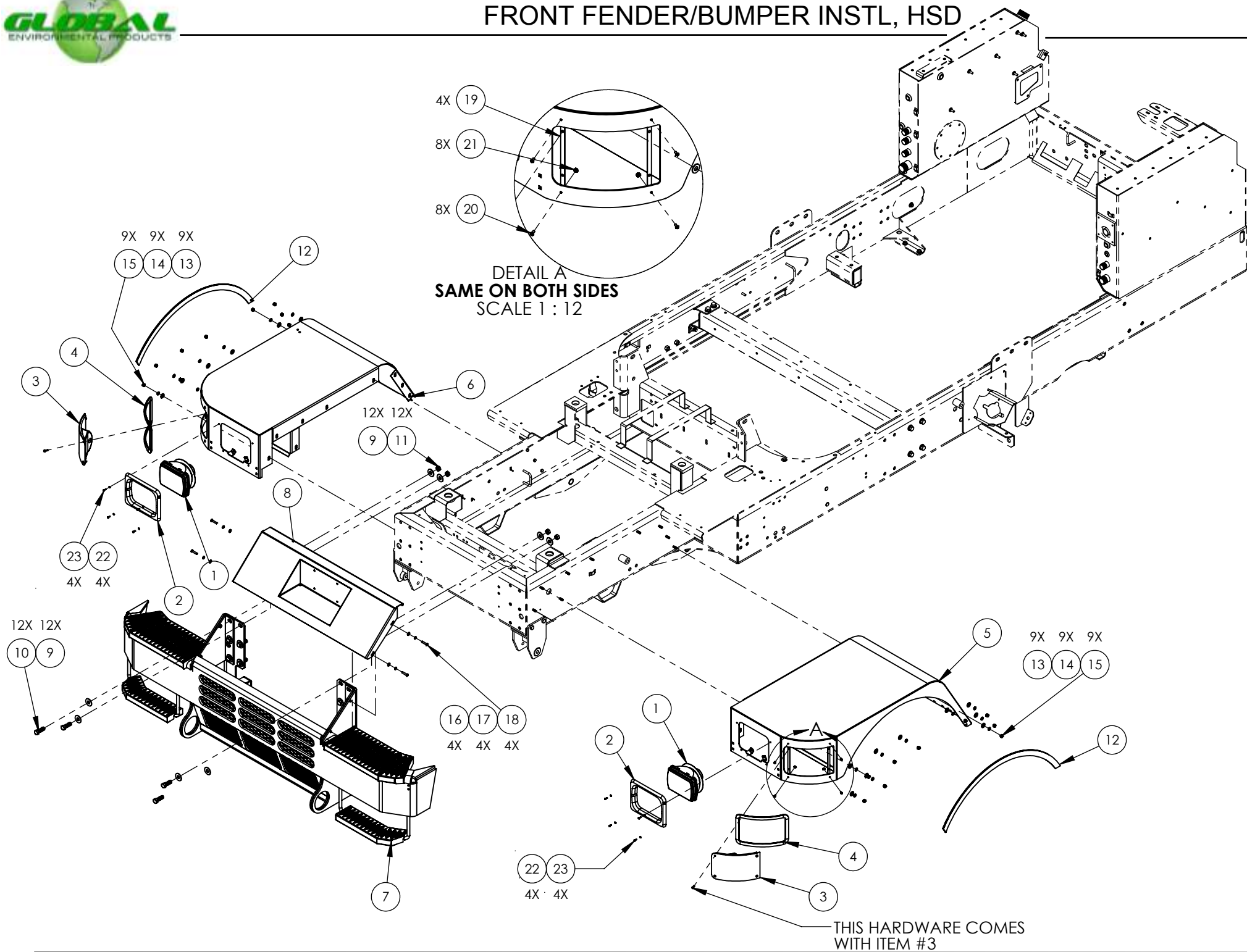
2

Body, Hopper & Frame

Table of Contents

	Page
Front Fender & Bumper	2-2
Rear Grille Installation	2-4
Rear Grille Assembly	2-7
Scissor Assembly	2-9
Scissor Installation	2-13
Hopper Assembly	2-14
Hopper Installation	2-16
Hopper Loading Wheel assy	2-17
Leaf transfer hopper assy	2-20

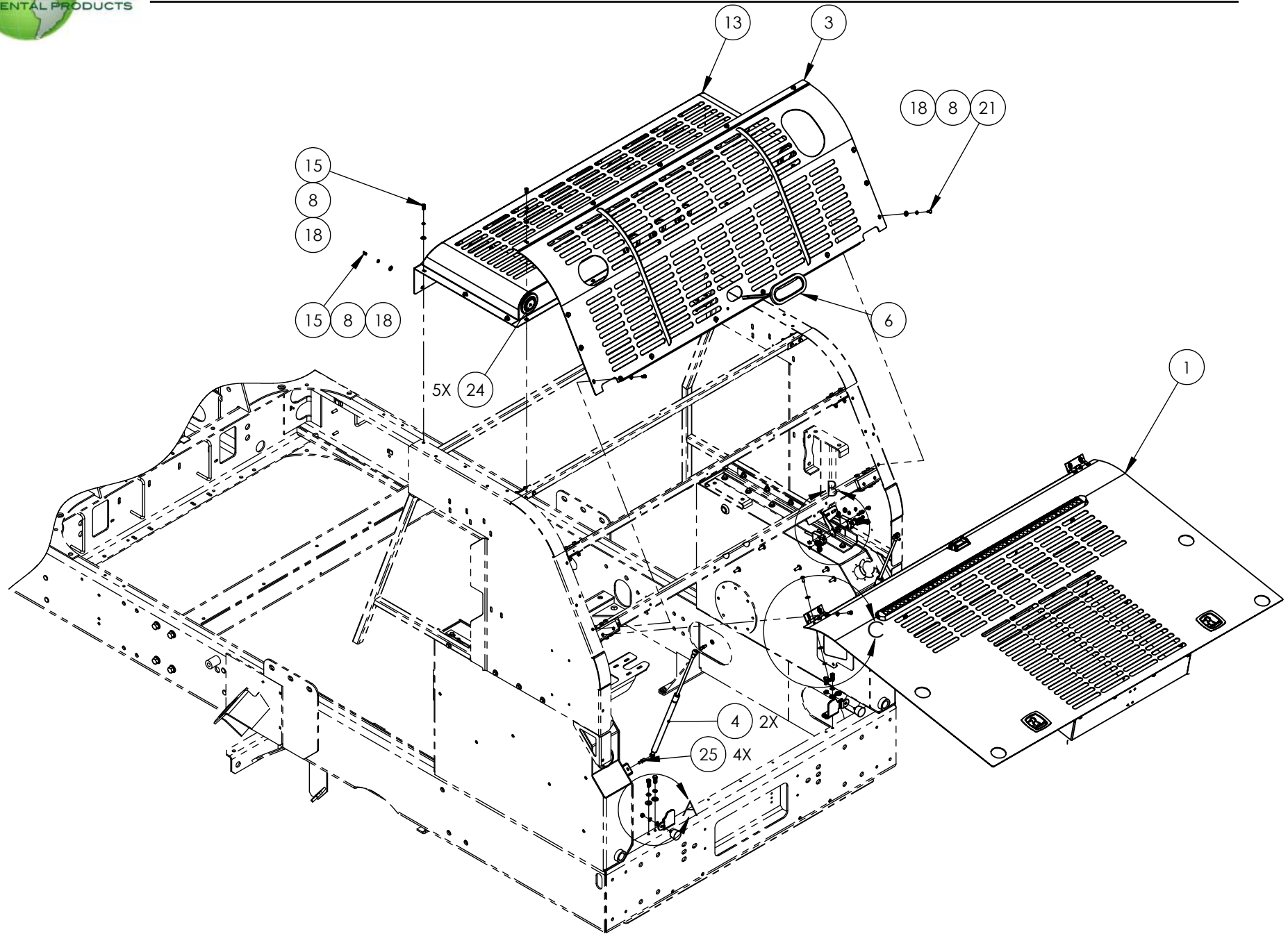
FRONT FENDER/BUMPER INSTL, HSD

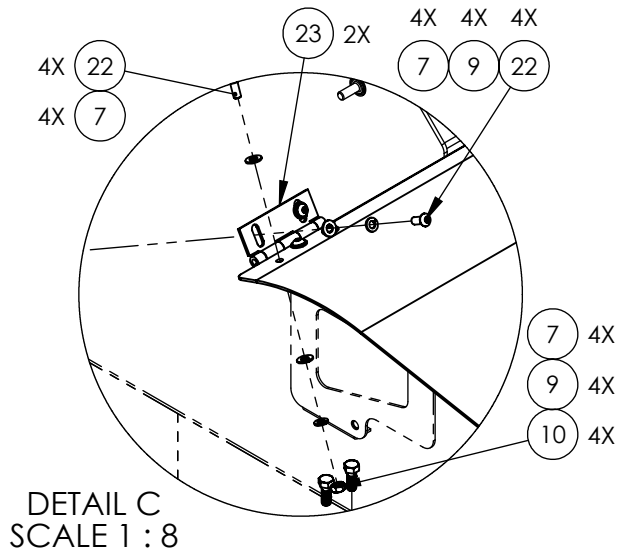
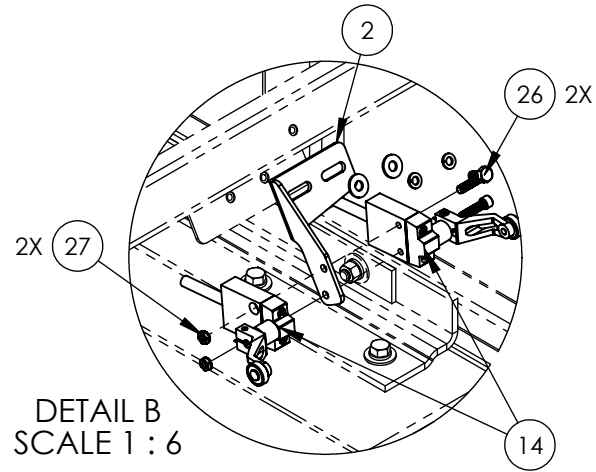
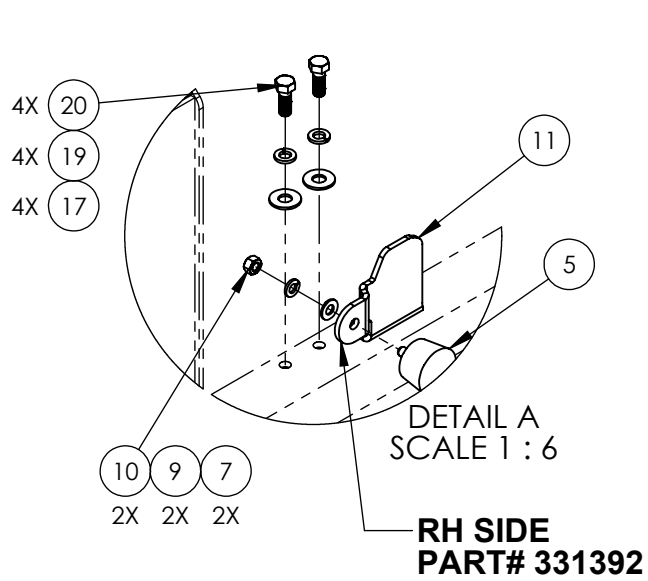


FRONT FENDER/BUMPER INSTL, HSD



ITEM NO.	PART NUMBER	DESCRIPTION	QTY
REF	661288	FRONT FENDER/BUMPER INSTL, HSD	REV A
1	309909	HEADLAMP ASSY. - HALOGEN	2
2	313986	BEZEL, HEADLIGHT	2
3	352664	BASE-FENDER, (RH)	2
4	352780	GROMMET-TURN SIGNAL MOUNTING	2
5	661289	FRONT FENDER WLDMT LH CORTEN	1
6	661290	FRONT FENDER WLDMT RH CORTEN	1
7	E248880	BUMPER, FRONT WELDMENT, NYC 2011	1
8	248886	COVER WELDMENT, BUMPER	1
9	030558	WASHER,FLAT,Ø 5/8", USS Gr.8	24
10	305399	BOLT,HEX,HEAD,5/8-11-UNC x 2"LG	12
11	303051	NUT,HEX, 5/8-11-UNC,CONELock,PLATED	12
12	897357047	FENDER EXTENDER	2
13	030557	WASHER,FLAT,USS,Ø 3/8"	18
14	030605	WASHER,SPRING LOCK,Ø 3/8"	18
15	030599	NUT, HEX, 3/8-16-UNC	18
16	651420	WASHER,FLAT,Ø 5\16", SAE NARROW, 11/16" O.D.	4
17	030373	WASHER,SPRING LOCK,Ø 5/16"	4
18	309873	SCREW,BUTTON HEAD,SOCKET CAP,5/16-18-UNC X 1 1/4" LG. (SS)	4
19	E353019	BRACKET, TURN SIGNAL	4
20	099335	SCREW,PAN HEAD,CROSS DRIVE,#10-24-UNC X 3/4" LG.	8
21	036860	NUT, KEPS #10-24 (ZP)	8
22	035604	WASHER,SPRING LOCK,Ø #10	8
23	023639	SCREW,PAN HEAD,CROSS DRIVE,#8-32-UNC X 3\4" LG.	8



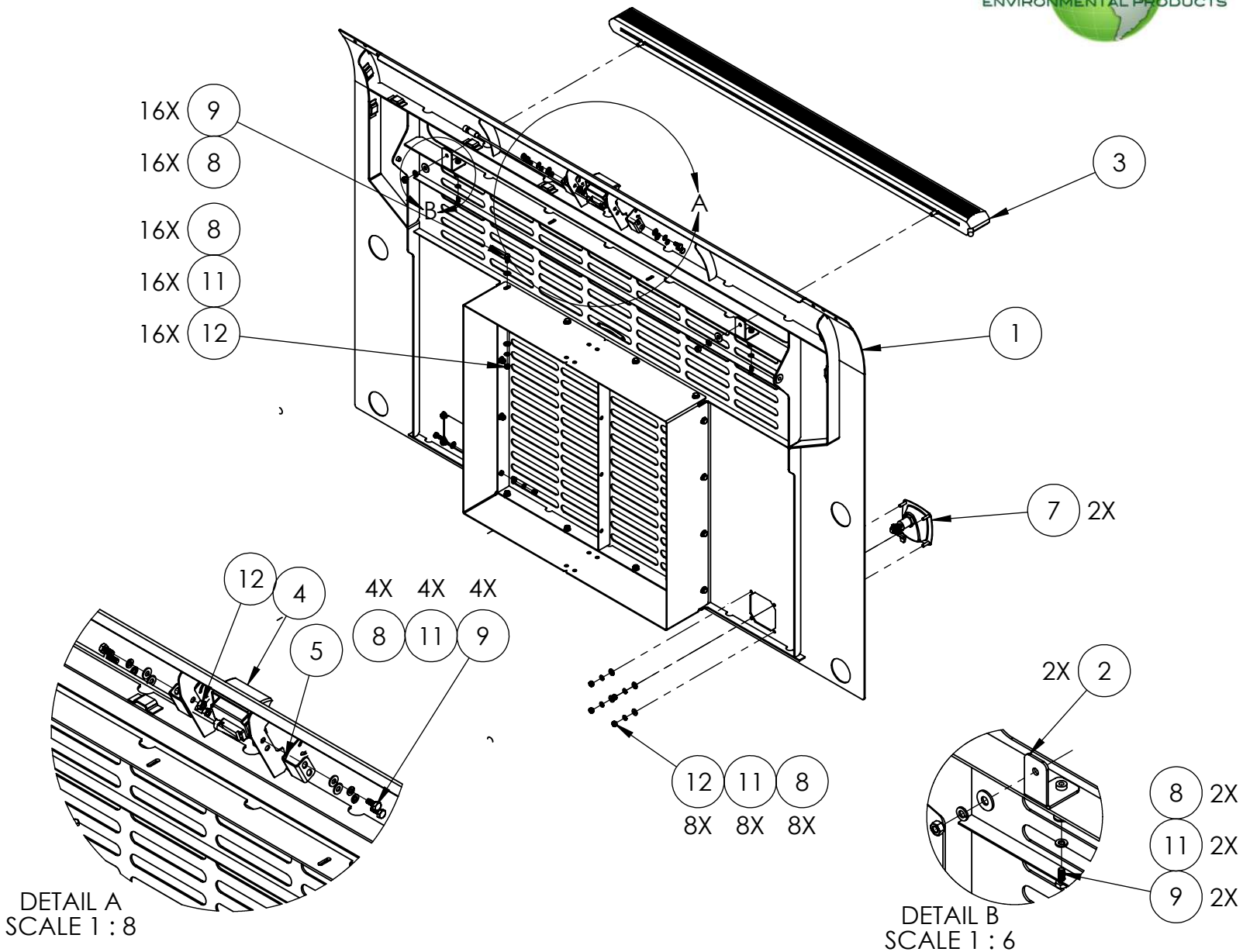




REAR GRILLE INSTALLATION , HSD

ITEM NO.	PART NUMBER	DESCRIPTION	QTY.
REF	660209	REAR GRILLE INSTALLATION , HSD	REV A
1	333494	REAR GRILLE ASSY, FIBERGLASS	1
2	660778	ANGLE-SWITCH LEVEL	1
3	661011	MID, REAR GRILLE, FIBERGLASS	1
4	332053	GAS SPRING, 125 LBS	2
5	355343	BUMPER RUBBER	2
6	327108	LIGHT KIT, THIRD BRAKE LIGHT, LED RED	1 REF
7	651420	WASHER,FLAT,Ø 5\16", SAE NARROW, 11/16" O.D.	20
8	030643	WASHER,SPRING LOCK,Ø 1/4"	28
9	030373	WASHER,SPRING LOCK,Ø 5/16"	12
10	030617	NUT, HEX, 5/16-18-UNC	8
11	331393	ANGLE, LOCKING LATCH, (LH) SIDE	1
12	331392	ANGLE, LOCKING LATCH, (RH) SIDE	1
13	661012	TOP, REAR GRILLE, FIBERGLASS	1
14	316139	SWITCH-SIDE ROTARY	2 REF
15	033145	BOLT,HEX,HEAD,Ø 1/4-20-UNC x 3/4"LG	16
16	660036	FRAME REAR PANEL, INSTALLATION, HSD	1 REF
17	030557	WASHER,FLAT,USS,Ø 3/8"	4
18	035605	WASHER,FLAT,Ø 1/4",USS,(3/4" O.D.)	28
19	030605	WASHER,SPRING LOCK,Ø 3/8"	4
20	034423	BOLT,HEX,HEAD,3\8-16-UNC x 1" LG. GR8	4
21	026205	BOLT,HEX,HEAD,Ø 1/4-20-UNC x 5\8"LG	12
22	331242	SCREW,BUTTON HEAD,SOCKET CAP,5/16-18-UNC X 3/4" LG. (SS)	10
23	353109	HINGE 3" STAINLESS STEEL (N)	2
24	327807	LIGHT ASSY, MARKER, LED-RED 2 1/2"	5 REF
25	330750	BALL STUD, LARGE	4
26	314943	SCREW,SOCKET HEAD CAP,1/4-20 UNC X 1" LG.	2
27	900105	NUT, KEPS #10-24 (ZP)	2

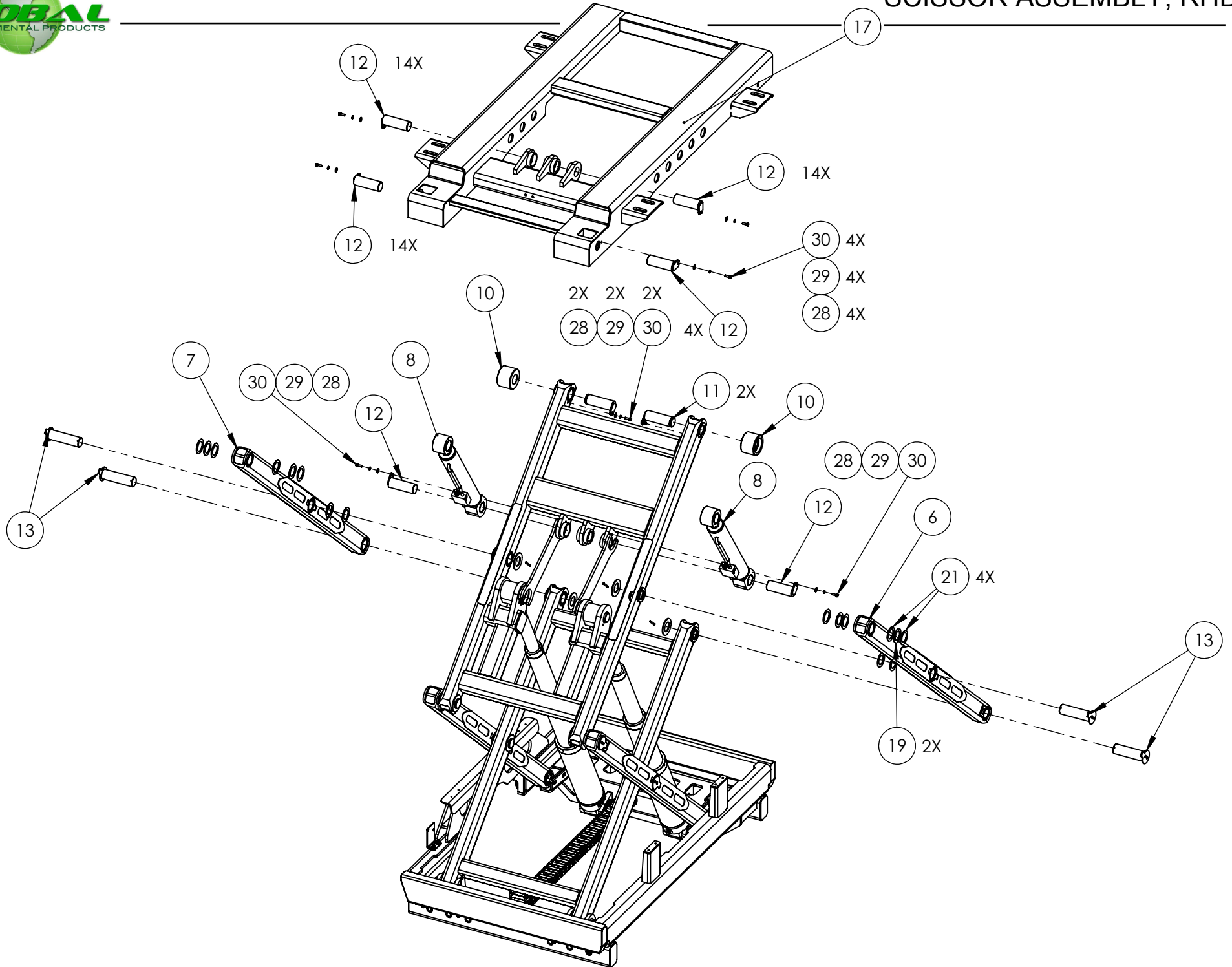
REAR GRILLE ASSY, FIBERGLASS

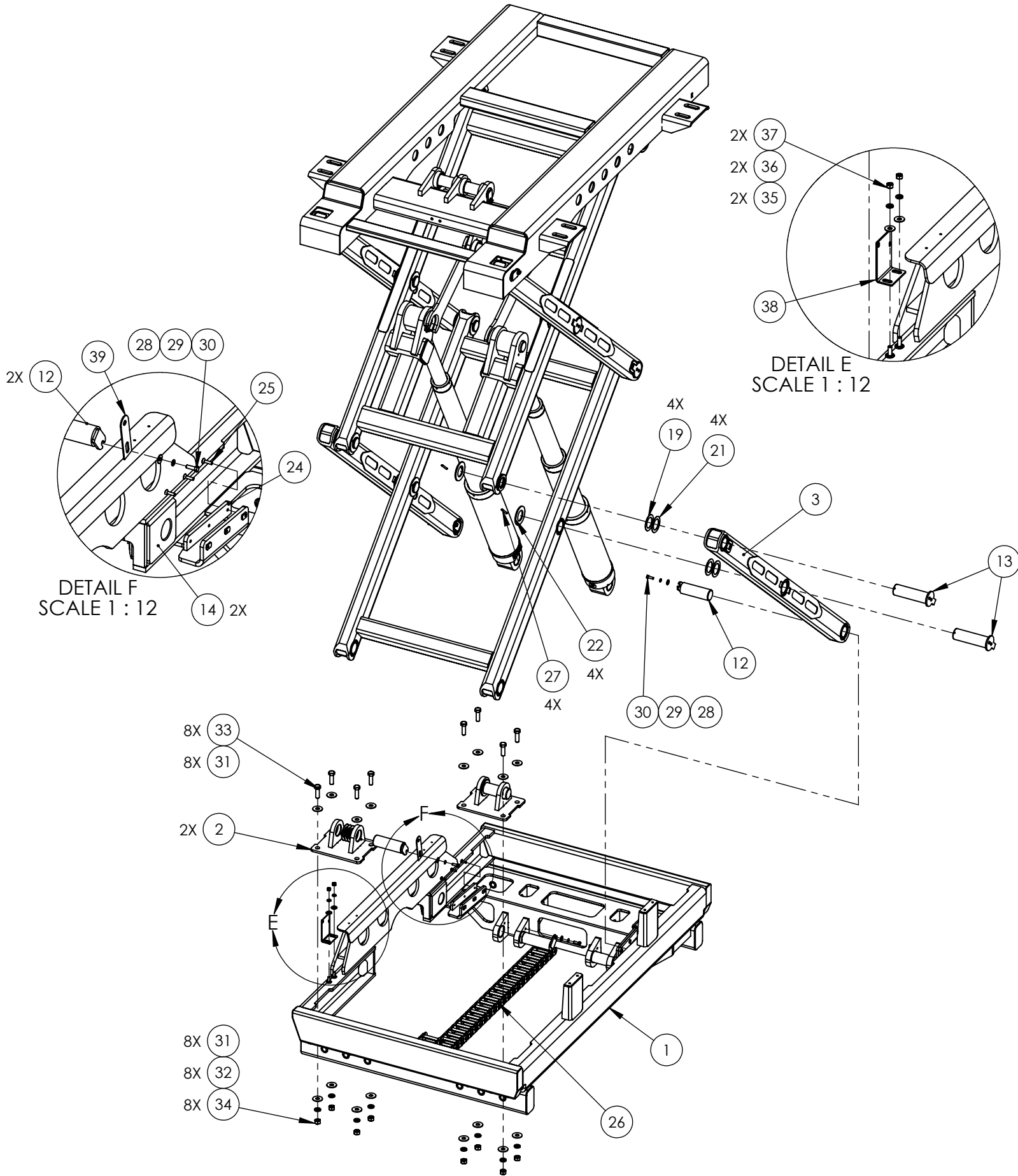


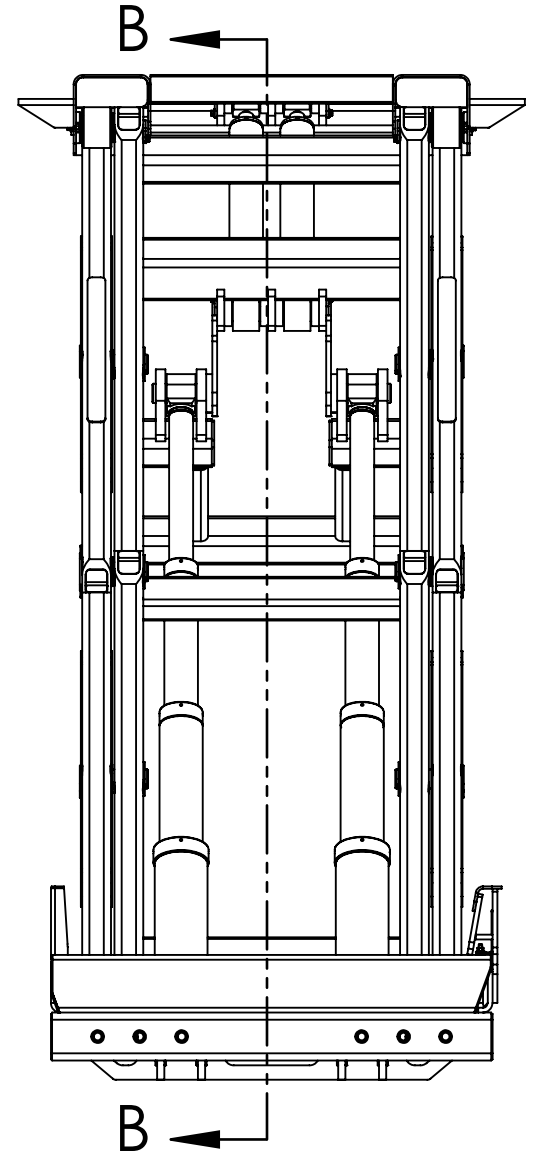
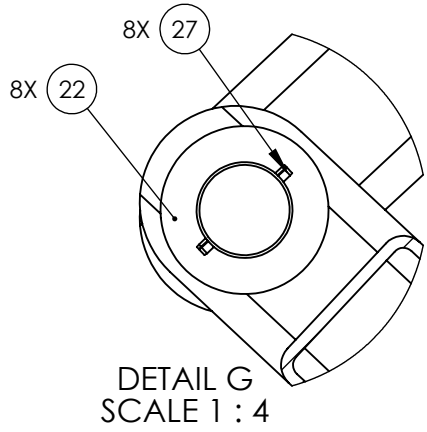
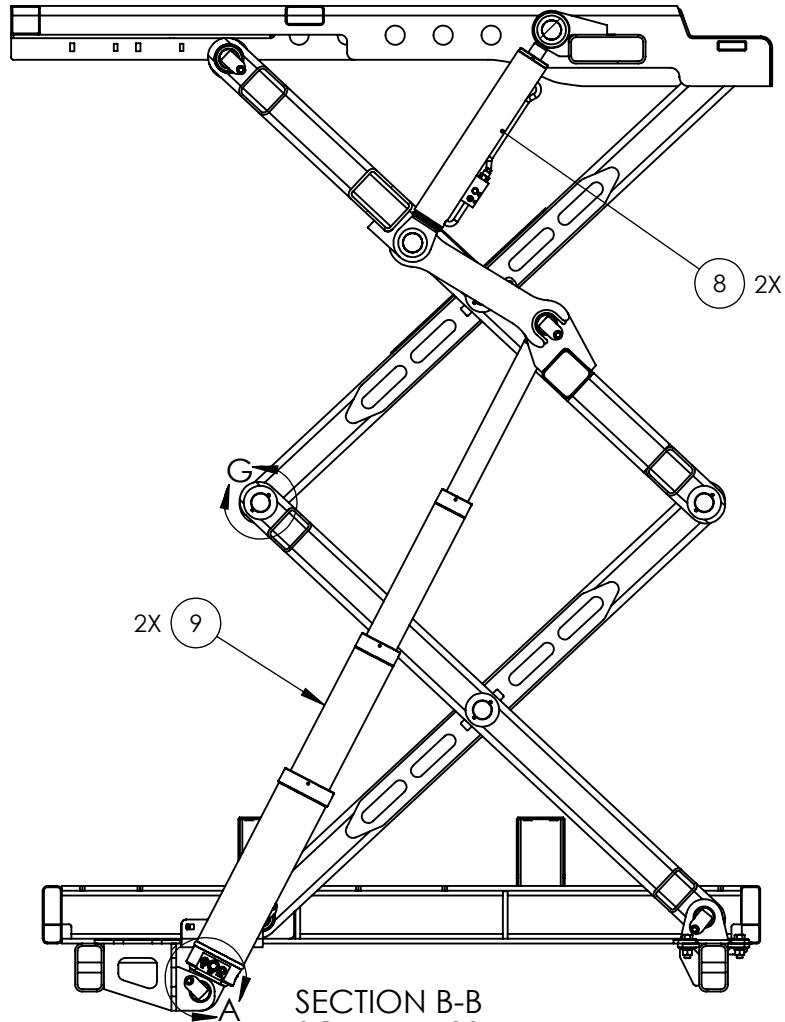
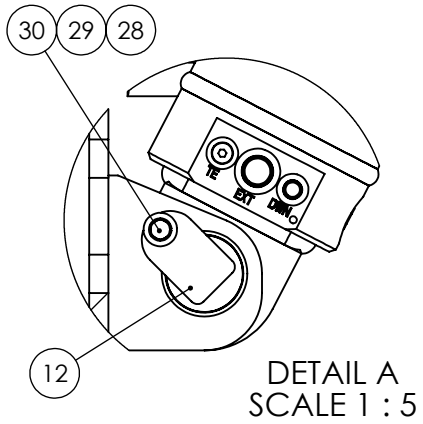
ITEM NO.	PART NUMBER	DESCRIPTION	QTY.
REF	333494	REAR GRILLE ASSY, FIBERGLASS	REV A
1	661010	REAR GRILLE ASSY, FIBERGLASS	1
2	660750	ANGLE, LIGHT ECCO, WLDMT	2
3	375234-1	TRAFFIC DIRECTOR, LED 12TD-A-WT	1 REF
4	330080	REAR CAMERA, COLOR FIXED HIRES	1 REF
5	660798	BRACE-CAMERA ADJ	2
6	8964840112	TRIM SEAL, 112" LG	1
7	121898	T-HANDLE, COMPRESSION LATCH, NON LOCK	2
8	609606	WASHER,FLAT,Ø 1/4",SAE NARROW	46
9	026205	BOLT,HEX,HEAD,Ø 1/4-20-UNC x 5\8"LG	14
10	033145	BOLT,HEX,HEAD,Ø 1/4-20-UNC x 3/4"LG	8
11	030643	WASHER,SPRING LOCK,Ø 1/4"	30
12	030703	NUT, HEX, 1/4-20-UNC	28

NOTES
NOTES

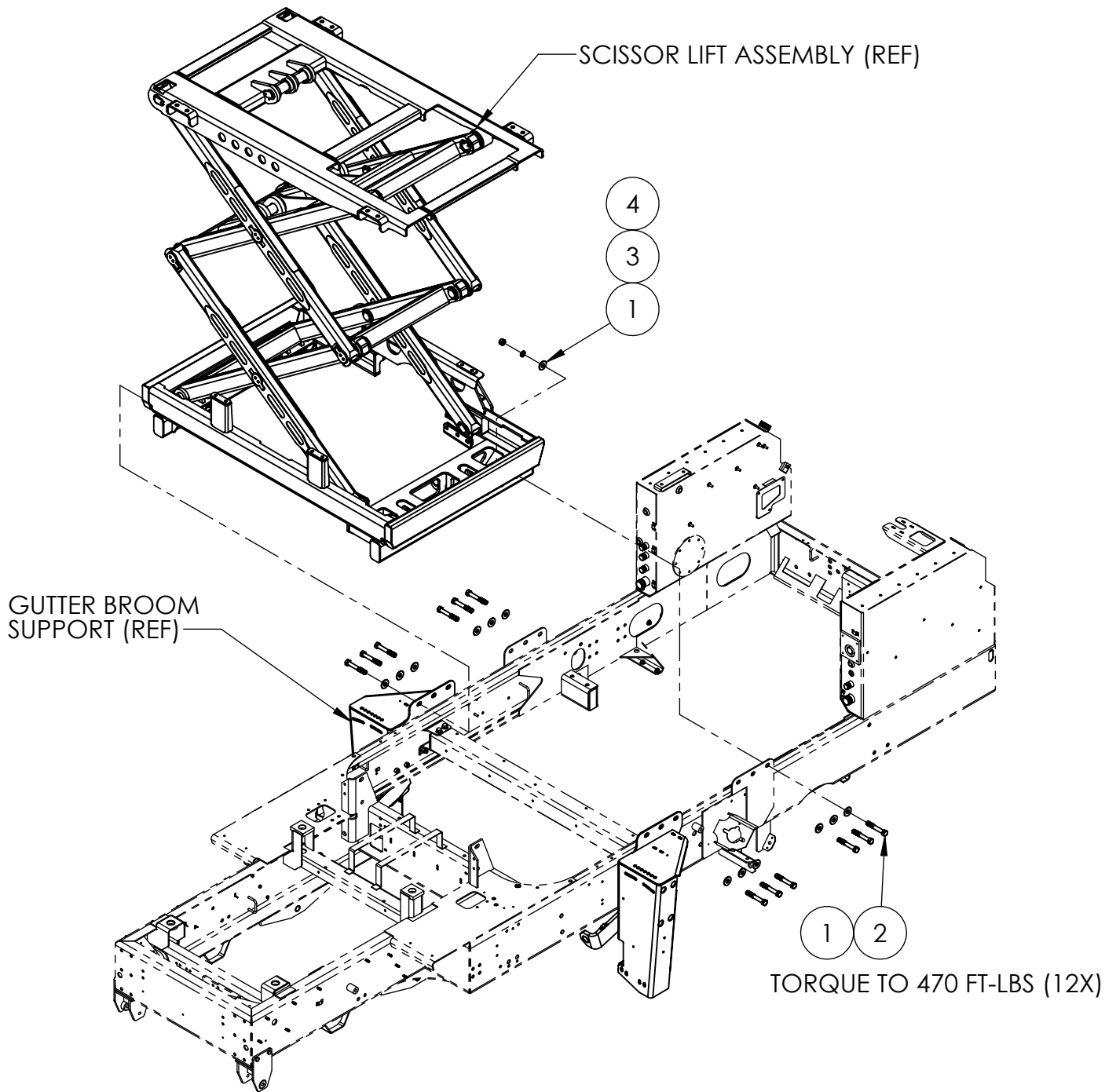
<hr/> <hr/> <hr/> <hr/> <hr/> <hr/> <hr/> <hr/> <hr/> <hr/> <hr/>	<hr/> <hr/> <hr/> <hr/> <hr/> <hr/> <hr/> <hr/> <hr/> <hr/> <hr/>
---	---



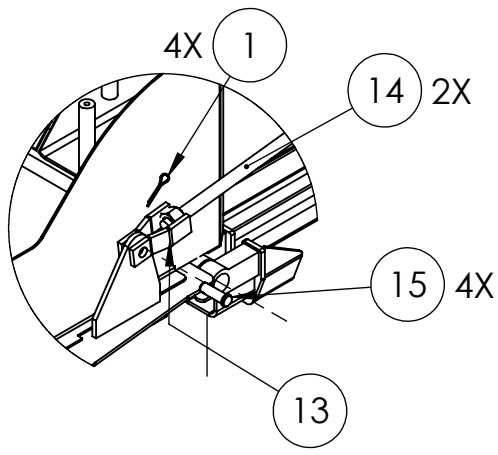




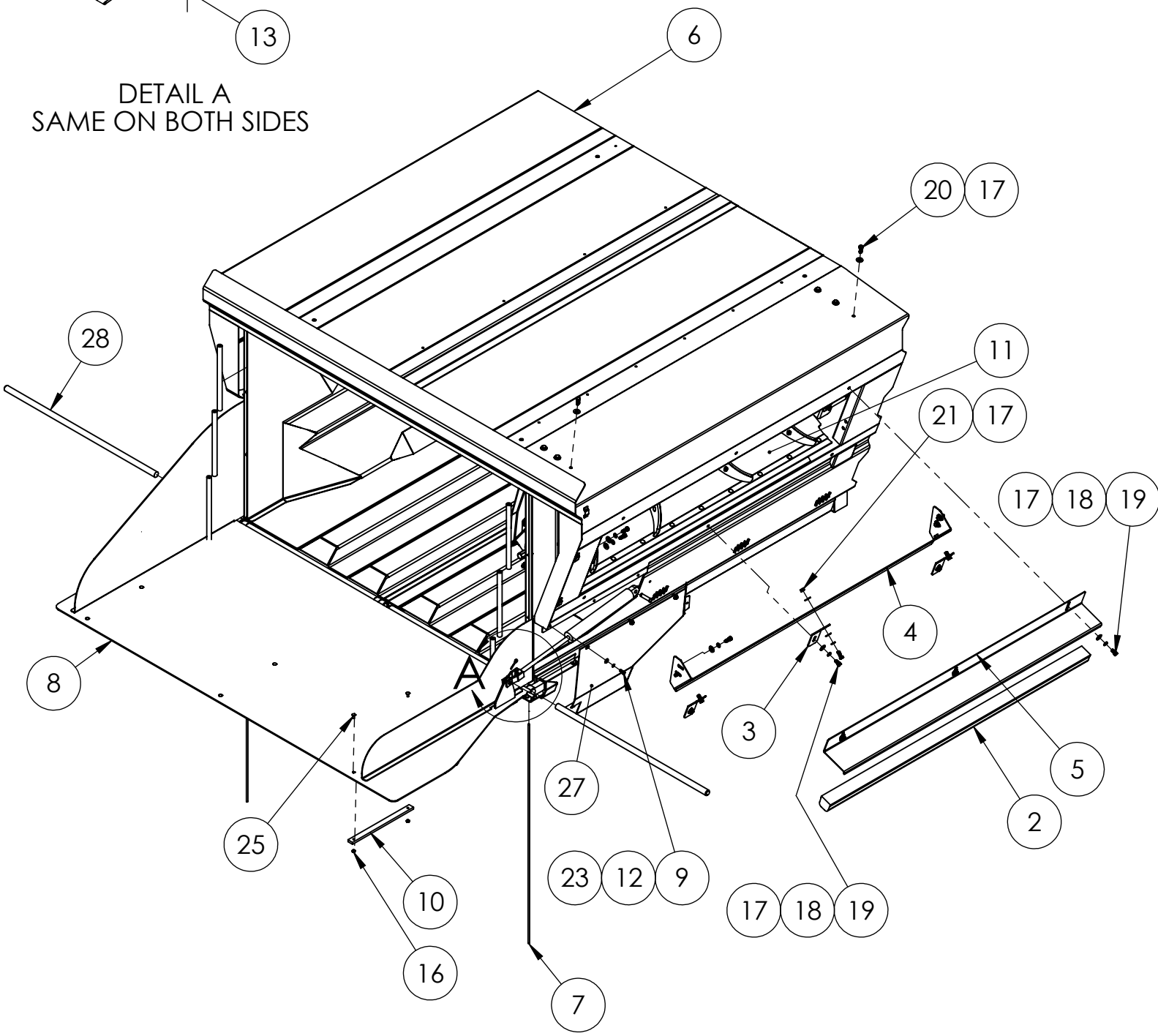
ITEM NO.	PART NUMBER	DESCRIPTION	QTY.
REF	661120	SCISSOR ASSEMBLY, RHD	REV 3
1	661121	SCISSOR BASE WELDMENT, RHD	1
2	661153	SCISSOR PIVOT WELDMENT	2
3	661188	LOWER ARM WELDMENT	2
4	661156	LOWER SCISSOR WELDMENT	1
5	661166	UPPER SCISSOR WELDMENT	1
6	661535	UPPER ARM ASSEMBLY, FRONT	1
7	661536	UPPER ARM ASSEMBLY, REAR	1
8	661401	DUMP CYLINDER, 3" BORE	2
9	661402	LIFT CYLINDER	2
10	661197	ROLLER WHEEL	2
11	661152	ROLLER PIN WELDMENT	2
12	661174	LIFT CYLINDER PIN WELDMENT	14
13	661162	SCISSOR PIVOT PIN ASSEMBLY	8
14	661178	SLIDER BLOCK, RH	1
15	661179	SLIDER BLOCK, LH	1
17	662500	HOPPER BASE WELDMENT	1
19	661187	THRUST WASHER, COMPOSITE	16
20	331366	SHIM, 2" ID X 3" OD X .038" THK	1
21	331368	SHIM, 2" ID X 3" OD X .078" THK	27
22	661534	WASHER, 2" ID X 3-1/2" OD, PLATED	8
24	661524	SLIDER PLATE	2
25	331601	SCREW SOC FLT HD, 1/4 X 1" LG	6
26	661743	HOSE CARRIER	1
27	332736	SPRING PIN, 1/4" x 2 1/2" LG	8
28	030489	WASHER FLAT USS PLTD 5/16 GR8	16
29	030373	WASHER- LOC SPLIT PLT 5/16 GR8	16
30	031433	SCR- HX HD PLTD 5/16-18X1 GR8	16
31	030558	WASHER FLAT USS PLTD 5/8 GR8	16
32	031146	WASHER- LOC SPLIT PLTD 5/8	8
33	305399	SCR-HX HD,PLTD,5/8-11X2 GR8	8
34	030420	NUT- PLATED, 5/8-11	8
35	038266	WASHER FLAT SAE PLATED 3/8	2
36	030605	WASHER- LOC,SPLIT,PLTD,3/8 GR8	2
37	030599	NUT- PLATED, 3/8-16 GR8	2
38	661518	MOUNTING ANGLE	1
39	332737	SCISSOR LIFT SENSOR TAB MOUNT	1



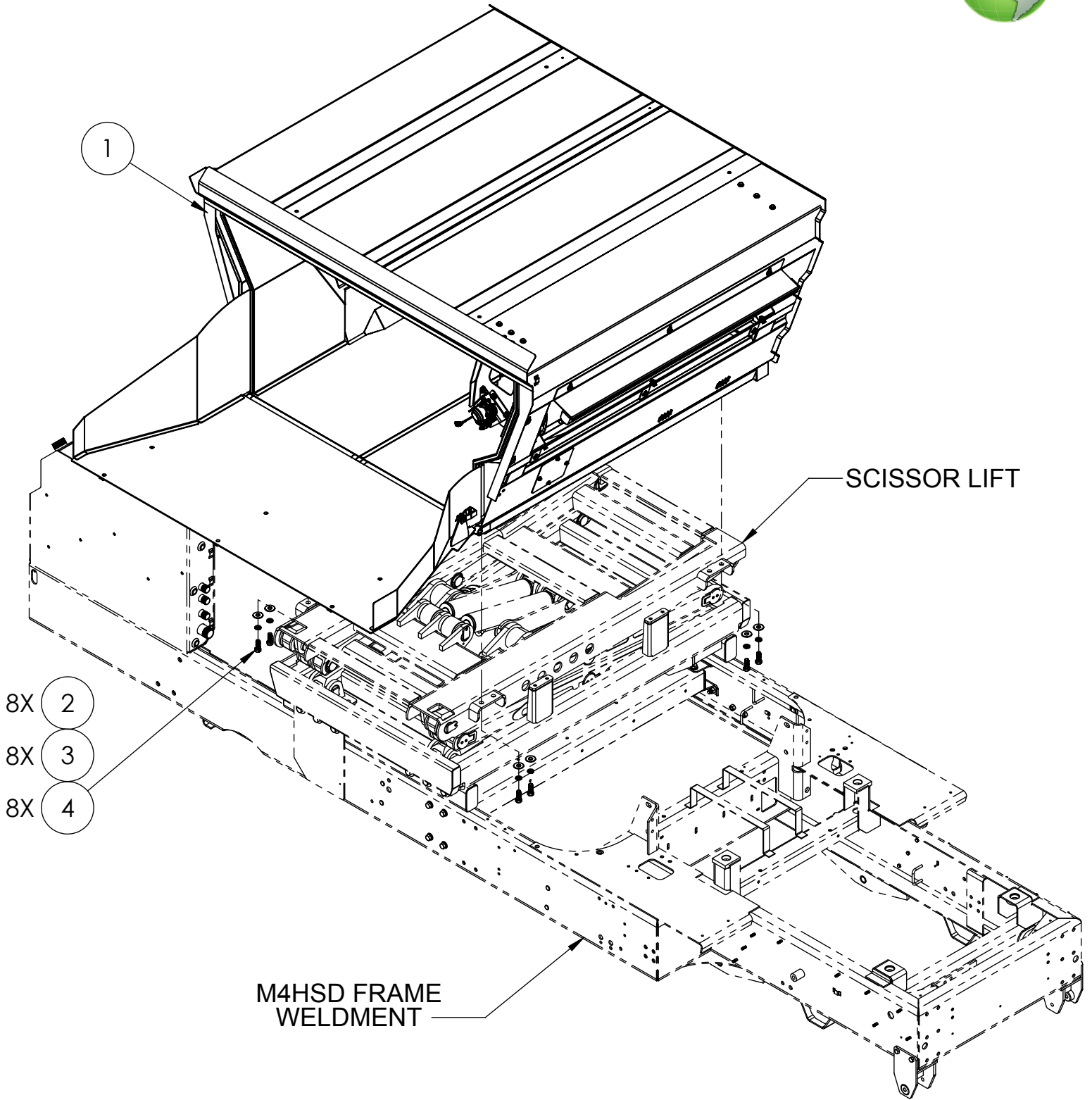
ITEM NO.	PART NUMBER	DESCRIPTION	QTY
REF	661300	SCISSOR INSTALLATION	REV 1
1	030517	WASHER,FLAT,Ø 3/4",USS WIDE	24
2	90151	BOLT,HEX,HEAD,3/4-10-UNC x 5"LG	12
3	031505	WASHER,SPRING LOCK,Ø 3/4"	12
4	030426	NUT, HEX, 3/4-10-UNC	12
5	661120	SCISSOR ASSEMBLY, RHD	1



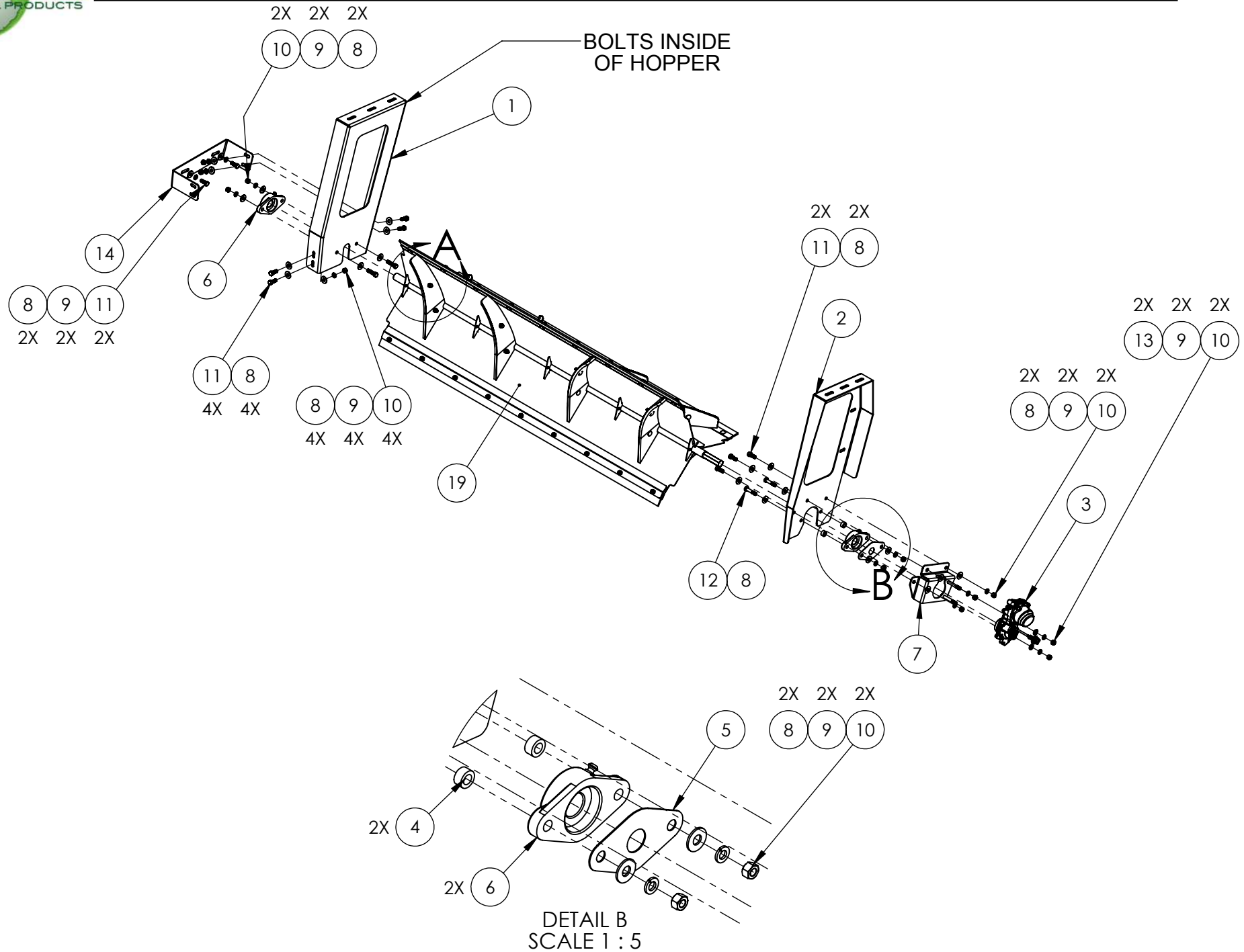
DETAIL A
SAME ON BOTH SIDES



ITEM NO.	PART NUMBER	DESCRIPTION	QTY
REF	661790	HOPPER ASSEMBLY	REV 2
1	031495	COTTER PIN Ø1/8" X 1" LG	4
2	322574	RUBBER SEAL - ELEVATOR, TOP	1
3	356642	PLATE-BENT, SUPPORT HOPPER LIP	3
4	661385	HOPPER LIP	1
5	661501	ELEVATOR TOP SEAL SUPPORT	1
6	661777	HOPPER WELDMENT, VERT SCOOPS	1
7	661768	HOPPER SEAL SUPPORT TUBE	2
8	661760	HOPPER DOOR WELDMENT	1
9	033145	BOLT,HEX,HEAD,Ø 1/4-20-UNC x 3/4"LG	3
10	661727	REST PAD	3
11	332472	HOPPER LOADING WHEEL	1
12	030643	WASHER,SPRING LOCK,Ø 1/4"	3
13	E041498	CLEVIS WELDMENT	2
14	661753	HYD CYL 1.5 X .63 X 10	2
15	030212	CLEVIS PIN, Ø1/2" x 1-17/64" Lg. GRIP x 1 1/2" lg.	2
16	332052	NUT,HEX,NYLON LOCK,1/4-20-UNC THIN	6
17	030557	WASHER,FLAT,USS,Ø 3/8"	30
18	030605	WASHER,SPRING LOCK,Ø 3/8"	21
19	033147	BOLT,HEX,HEAD,3/8-16-UNC x 3/4"LG	6
20	034423	BOLT,HEX,HEAD,3\8-16-UNC x 1" LG. GR8	15
21	030599	NUT, HEX, 3/8-16-UNC	9
22	033545	CLEVIS PIN, Ø1/2" x 1-49/64" Lg. GRIP (ZINC)	2
23	035605	WASHER,FLAT,Ø 1/4",USS,(3/4" O.D.)	3
24	661769	HOPPER, RUBBER SEAL, 3/4" HOLLOW	6
25	332630	BOLT, CARRIAGE HEAD, SQAURE NECK, Ø1/4-20-UNC X 5/8" LG.	6
26	661799	HOPPER REAR CLEVIS WELDMENT	1
27	661793	HOPPER FRONT CYL MOUNT COVER WLDMT	1
28	661765	HINGE PIN	2
29	661776	DEBRIS SHIELD UPPER CORNER FRONT	1

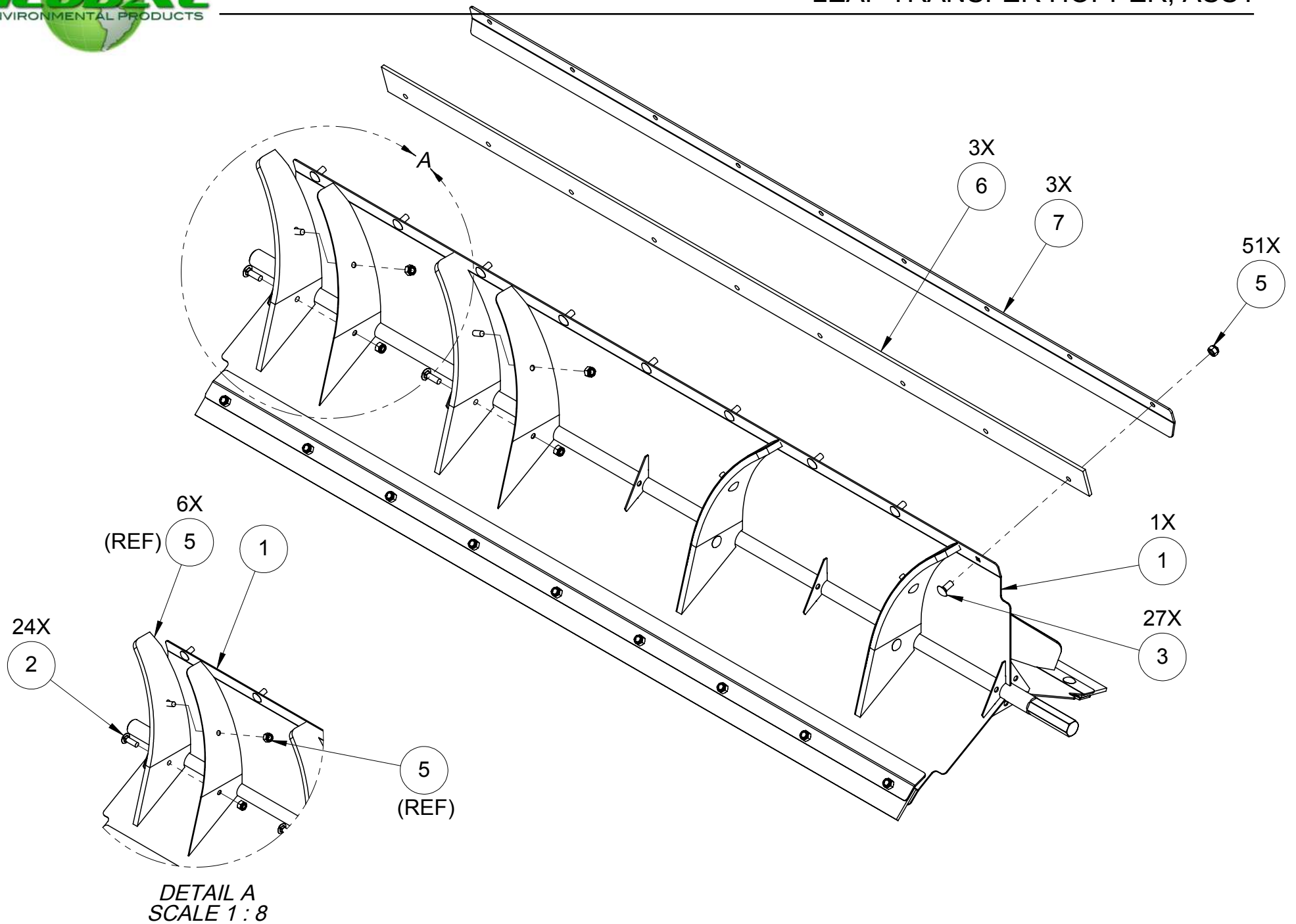


ITEM NO.	PART NUMBER	DESCRIPTION	QTY
REF	660500	HOPPER INSTALLATION	REV A
1	661559	HOPPER ASSEMBLY	1
2	030558	WASHER, FLAT, Ø 5/8", USS Gr.8	8
3	031146	WASHER, SPRING LOCK, Ø 5/8"	8
4	18004-54	BOLT, HEX, HEAD, 5/8-11-UNC x 1 3/4" LG	8





ITEM NO.	PART NUMBER	DESCRIPTION	QTY
REF	332472	HOPPER LOADING WHEEL ASSEMBLY	REV B
1	331637	BRACKET, HOPPER LEAF TRANSFER, (LH) SIDE	1
2	331636	BRACKET, HOPPER LEAF TRANSFER, (RH) SIDE	1
3	331667	HYD, MOTOR GEAR	1
4	331686	TUBE SPACER	2
5	332086	BEARING SEAL, 1" SHAFT	1
6	328015	BEARING FLANGE, 1.0 BORE	2
7	331668	BRKT, GEAR MOTOR-HYD, WLDMT	1
8	030557	WASHER,FLAT,USS,Ø 3/8"	24
9	030605	WASHER,SPRING LOCK,Ø 3/8"	15
10	030599	NUT, HEX, 3/8-16-UNC	13
11	034423	BOLT,HEX,HEAD,3/8-16-UNC x 1" LG. GR8	9
12	033148	BOLT,HEX,HEAD,3/8-16-UNC x 1 3/4"LG	2
13	038266	WASHER,FLAT,Ø 3/8",SAE NARROW	2
14	661608	HOPPER, LEAF TRANSFER BRACE, BRACKET	1
18	034422	BOLT,HEX,HEAD,3/8-16-UNC x 1 1/2"LG	2
19	332936	LEAF TRANSFER HOPPER, ASSEMBLY	1



LEAF TRANSFER HOPPER, ASSY



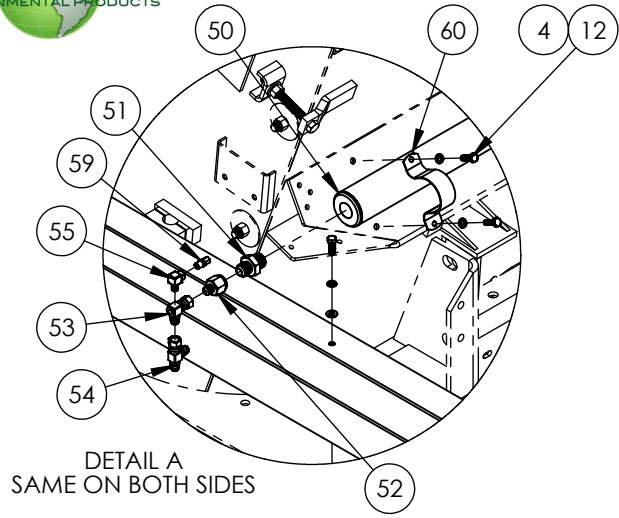
ITEM NO.	PART NUMBER	DESCRIPTION	QTY
REF	332936	LEAF TRANSFER HOPPER, ASSY	REV A
1	661736	DEBRIS TRANSFER WHEEL WELDMENT	1
2	900020	BOLT,CARRIAGE,ROUND HEAD,5/16-18-UNC x 1 " LG.	24
3	026071	BOLT,CARRIAGE,ROUND HEAD,5/16-18-unc x 3/4 " lg.	27
5	023559	NUT,HEX,NYLON LOCK,5/16-18-UNC	51
5	661746	DEFLECTOR	6
6	661740	BLADE TIP	3
7	661741	STIFFENER	3

CHAPTER **3**

Brooms & Elevator

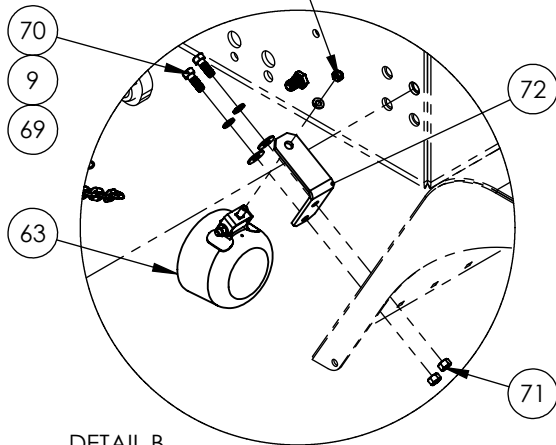
Table of Contents

Subject	Page
Gutter Broom Installation, Dual	3-1
Gutter Broom Deflector installation	3-6
Pick up broom installation	3-8
Dirt shoe assembly	3-10
Pick up broom lift installation	3-12
Gutter broom support installation	3-16
Elevator installation	3-18
Elevator Assembly	3-20
Squeegee assembly	3-29
Elevator shaft upper RH assy	3-31
Elevator shaft upper LH assy	3-33

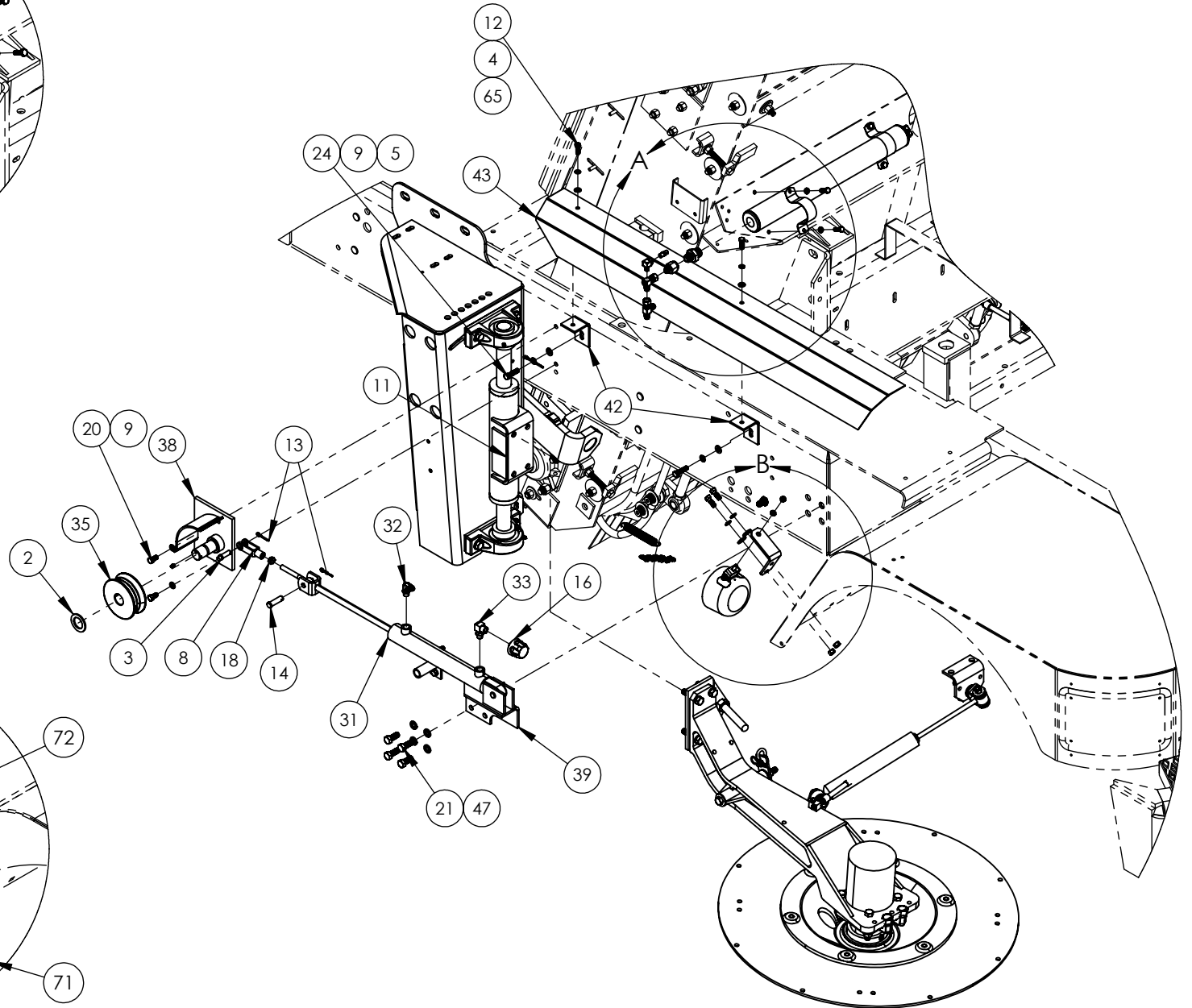


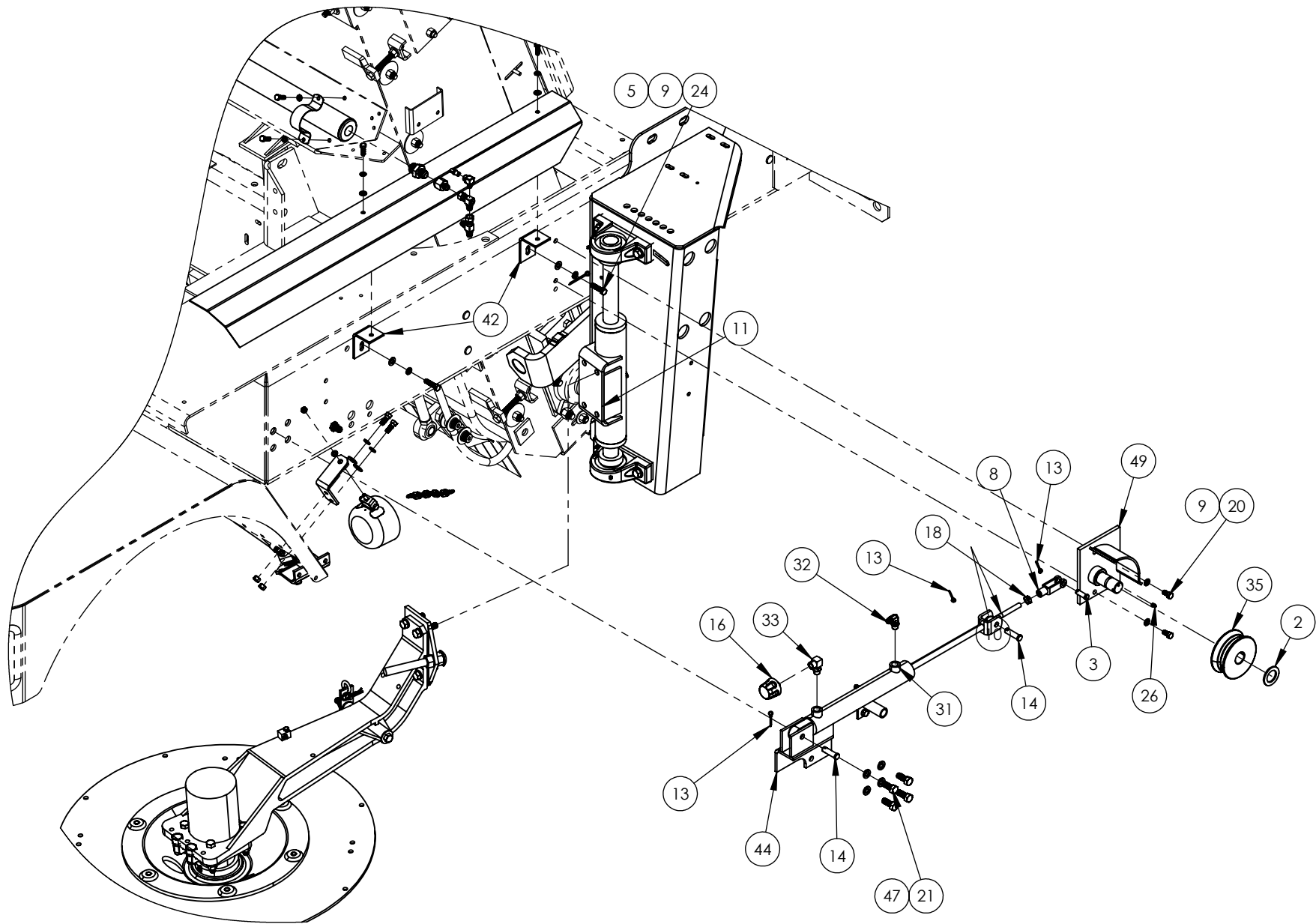
DETAIL A
SAME ON BOTH SIDES

HARDWARE COMES
WITH ITEM #63



DETAIL B
SAME ON BOTH SIDES





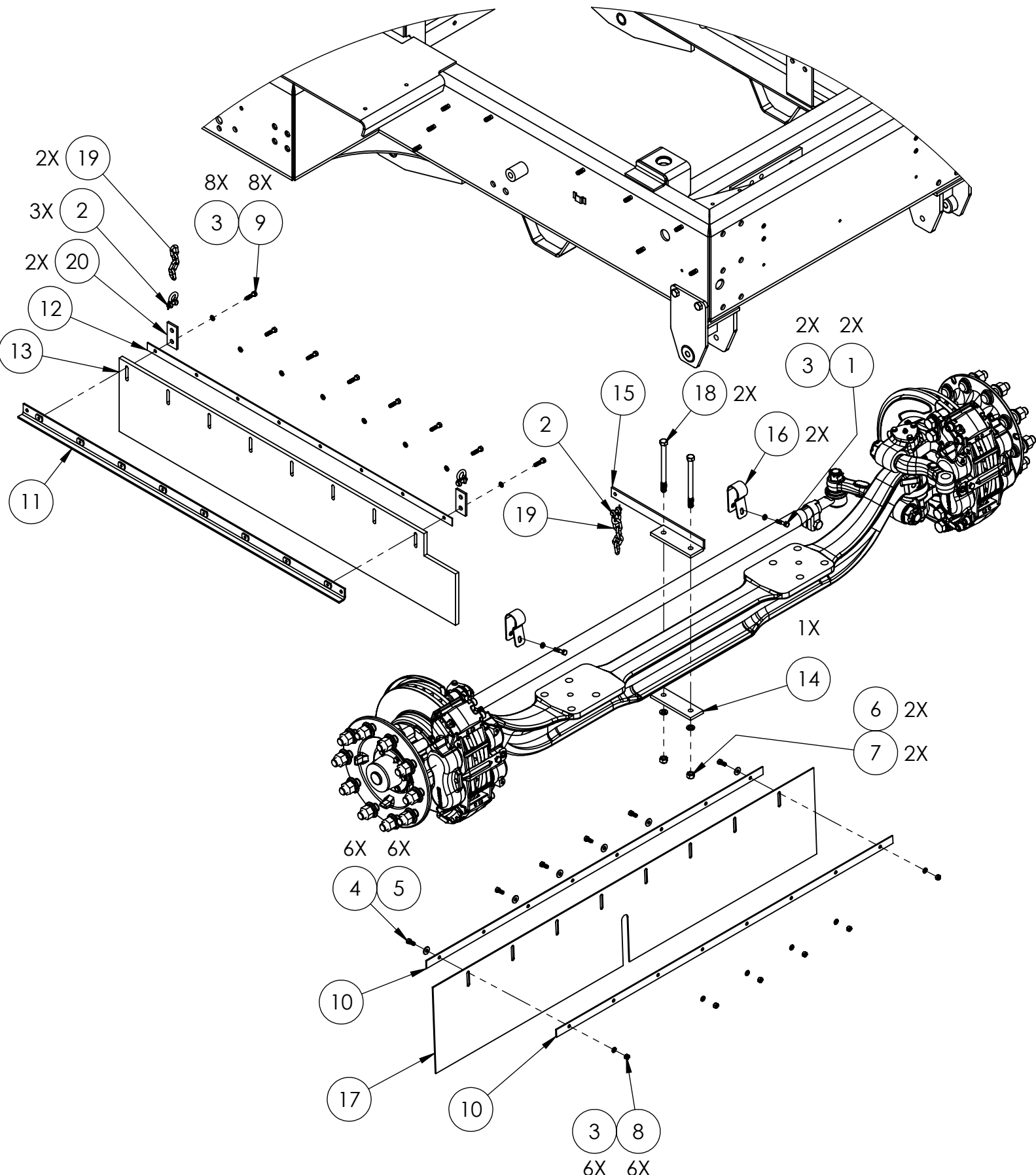


GUTTER BROOM INSTALLATION, DUAL

ITEM NO.	PART NUMBER	DESCRIPTION	QTY
REF	322850	GUTTER BROOM INSTALLATION, DUAL	REV K
1	319220	SHOCK ABSORBER ASSY	2
2	032399	WASHER- 2 OD X 1.28 ID	2
3	030822	CLEVIS PIN, Ø7/16" x 1-1/64" Lg. GRIP	2
4	030373	WASHER, SPRING LOCK, Ø 5/16"	12
5	038266	WASHER, FLAT, Ø 3/8", SAE NARROW	4
6	023484	HYD. FITTING 90° BULKHEAD (MJIC-06/MJIC-06)	2
7	030595	WASHER, FLAT, Ø 1/2", USS, (1 3/8" O.D.)	4
8	036573	CLEVIS YOKES END, 7/16-20-UNF	2
9	030605	WASHER, SPRING LOCK, Ø 3/8"	16
10	E324257	ROD END, 7/16-20-UNF	2
11	319145	G.B. SHAFT ASSY-M3/MX3	2
12	031433	BOLT, HEX, HEAD, 5/16-18-UNC x 1" LG	12
13	031495	COTTER PIN Ø1/8" X 1" LG	6
14	035248	CLEVIS PIN, Ø1/2" x 1-1/2" Lg. GRIP (ZINC)	4
15	180437	D-SHACKLE, 5/16 ROUND PIN	2
16	045147	BREATHER, FILTER, MNPT-04(1/4")	2
17	900105	NUT, KEPS #10-24 (ZP)	2
18	051784	NUT, HEX, JAM, 7/16-20UNF	2
19	033139	BOLT, HEX, HEAD, 3/8-16-UNC x 1 1/4" LG	4
20	033147	BOLT, HEX, HEAD, 3/8-16-UNC x 3/4" LG	4
21	033150	BOLT, HEX, HEAD, 1/2-13-UNC x 1 1/4" LG	8
22	E320331	HOSE ASSY, 3/16ID X 15.38LG	4
24	034422	BOLT, HEX, HEAD, 3/8-16-UNC x 1 1/2" LG	4
25	352900	BLOCK- GREASE FITTING	4
26	035136	GREASE ZERK STRAIGHT 1/4 -28 N.F. TAPER	2
27	034226	BOLT, HEX, HEAD, Ø 1/4-20-UNC x 1 3/4" LG	2
28	035605	WASHER, FLAT, Ø 1/4", USS, (3/4" O.D.)	2
29	033925	ELBOW, MJ-MP90-4-2	4
30	302214	SPRING, EXTENSION, HOOKS, 0.75OD, 5 1/2" lg.	1
31	302344	HYDR CYL-1 1/2 X 10 X 17.25	2
32	054289	ELBOW, MB-MJ90-6	2
33	302959	ELBOW MB FP90-6-4 (N)	2
34	030287	GREASE ZERK STRAIGHT 1/8" Pipe Thread	4
35	324205	PULLEY, G. B. LIFT	2
36	030703	NUT, HEX, 1/4-20-UNC	2
37	351214	COTTER PIN Ø5/32" X 2" LG	2
38	E324209	BRACKET WELDMENT, G.B. PULLEY R.H.	1
39	E351485	CYLINDER SUPPORT WELDMENT RH	1
40	030643	WASHER, SPRING LOCK, Ø 1/4"	2
41	351492	WELDMENT CYLINDER SUPPORT	2

ITEM NO.	PART NUMBER	DESCRIPTION	QTY
42	E352764	BRACKET WELDMENT COVER SUPPORT	4
43	E317674	COVER, CYLINDER R.H.	1
44	E351486	CYLINDER SUPPORT WELDMENT LH	1
47	030592	WASHER, SPRING LOCK, Ø 1/2"	8
48	401150	BOLT, WHEEL, 1/2"-20 X 7/8", 60°	12
49	E324210	BRACKET WELDMENT, G.B. PULLEY L.H.	1
50	350836	ACCUMULATOR	2
51	303165	HYD FITTING STRAIGHT (ORB-12/JIC-10)	2
52	245438	FITTING, HYD, STR, FJIC-10 X MJIC-06	2
53	E326327	FITTING, HYD, TEE, FNPT-02 X MJIC-06 X FJIC-06, MODIFIED	2
54	054681	TEE, MJ-FJX-MJ-6	2
55	321844	FITTING, HYD, 90°, FNPT-02xMNPT-02(1/8"), STEEL	2
59	040549	CONNECTOR	2
60	322713	CLAMP, PIPE STRAP, 2.28 @ 2.40"Ø	4
63	038825	WORK LIGHT, SPOTLIGHT 12V, 605 SERIES	2
65	651420	WASHER, FLAT, Ø 5\16", SAE NARROW, 11/16" O.D.	4
67	E317675	COVER, CYLINDER L.H.	1
68	890627	GREASE MOLUB #2	REF
69	030557	WASHER, FLAT, USS, Ø 3/8"	4
70	034423	BOLT, HEX, HEAD, 3\8-16-UNC x 1" LG. GR8	4
71	030599	NUT, HEX, 3/8-16-UNC	4
72	E355242	BRACKET, MOUNTING - WORKLIGHT	2
73	896663022	CHAIN - 1/4" X 18 LINKS	2

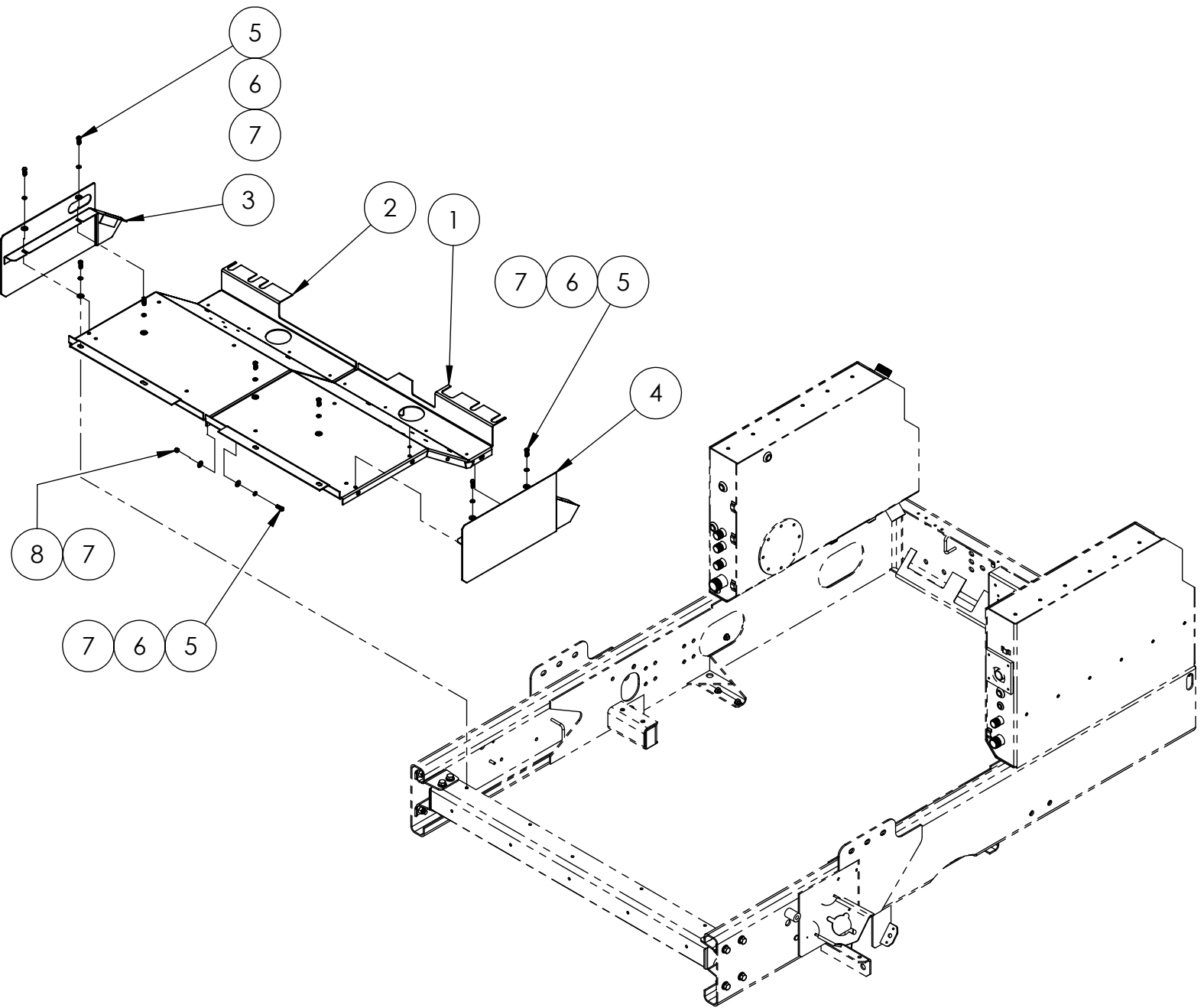
NOTES
NOTES



GUTTER BROOM DEFLECTOR INSTALLATION



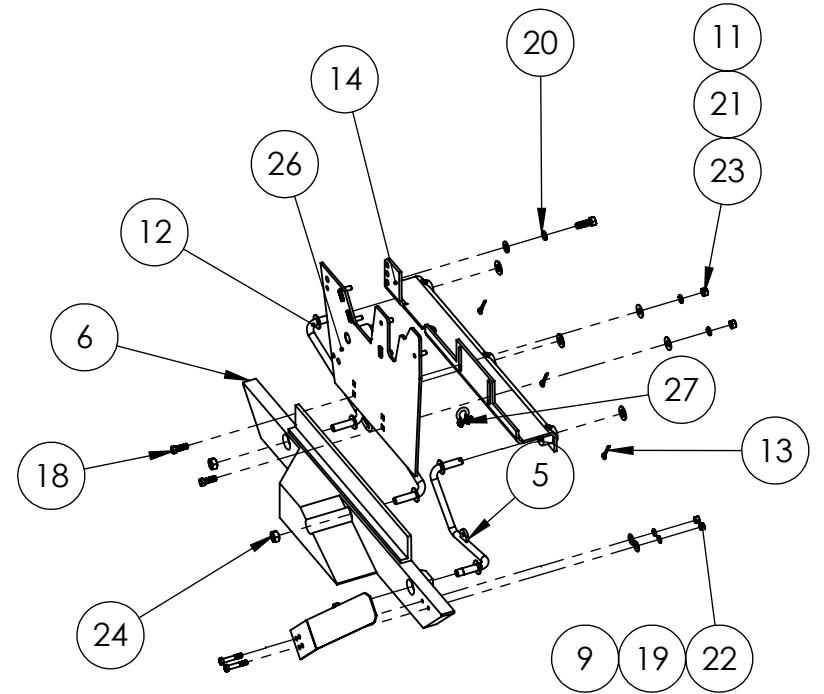
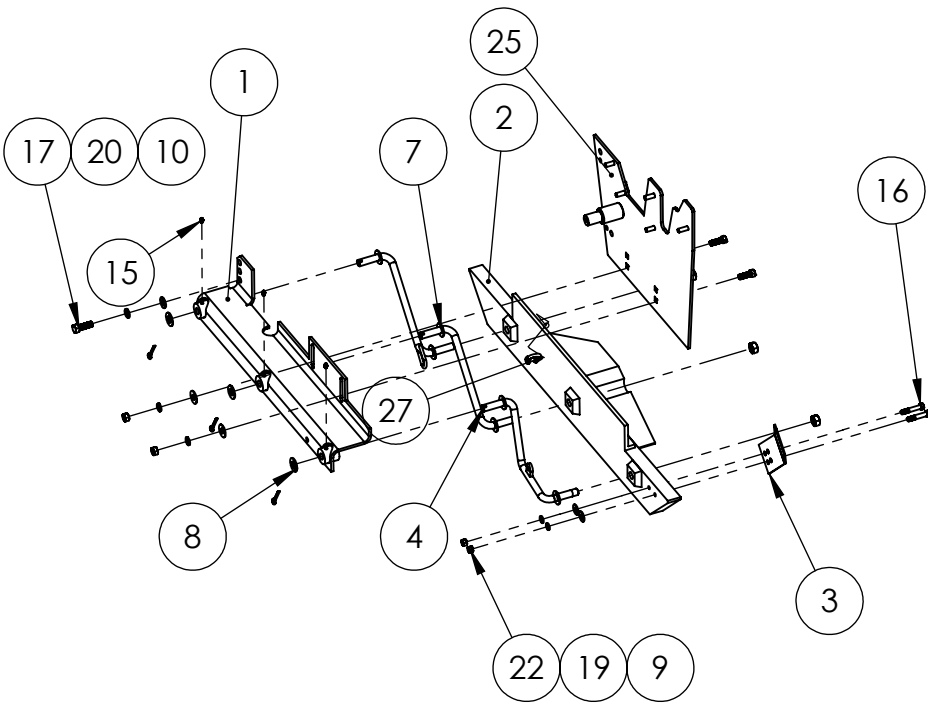
ITEM NO.	PART NUMBER	DESCRIPTION	QTY
REF	317398	GUTTER BROOM DEFLECTOR INSTL	REV D
1	023087	BOLT,HEX,HEAD,5/16-18-UNC x 1 1/2"LG	2
2	317578	SHACKLE, 1/4, C/W 5/16" ROUND PIN	3
3	030373	WASHER,SPRING LOCK,Ø 5/16"	16
4	030483	BOLT,HEX,HEAD,5/16-18-UNC x 3/4"LG	6
5	030489	WASHER,FLAT,Ø 5/16",USS,WIDE,7/8" O.D.	6
6	030592	WASHER,SPRING LOCK,Ø 1/2"	2
7	030596	NUT, HEX, 1/2-13-UNC	2
8	030617	NUT, HEX, 5/16-18-UNC	6
9	031434	BOLT,HEX,HEAD,5/16-18-UNC x 1 1/4"LG	8
10	E204514	PLATE, CLAMPING - FRONT CENTER CURTAIN	2
11	304609	ANGLE-WLDMT	1
12	304610	RECTANGLE	1
13	304611	FLAP-DEFLECTOR	1
14	304613	PLATE-CENTRE, CURTAIN	1
15	E304614	PLATE WELDMENT	1
16	304621	CLAMP-WLDMT	2
17	307131	FLAP	1
18	308848	BOLT,HEX,HEAD,1/2-13-UNC x 6-1/2"LG	2
19	E896663004	CHAIN, 1/4" GALVANIZED, 4 LINKS	2
20	319878	G/B LIFT LINK	2



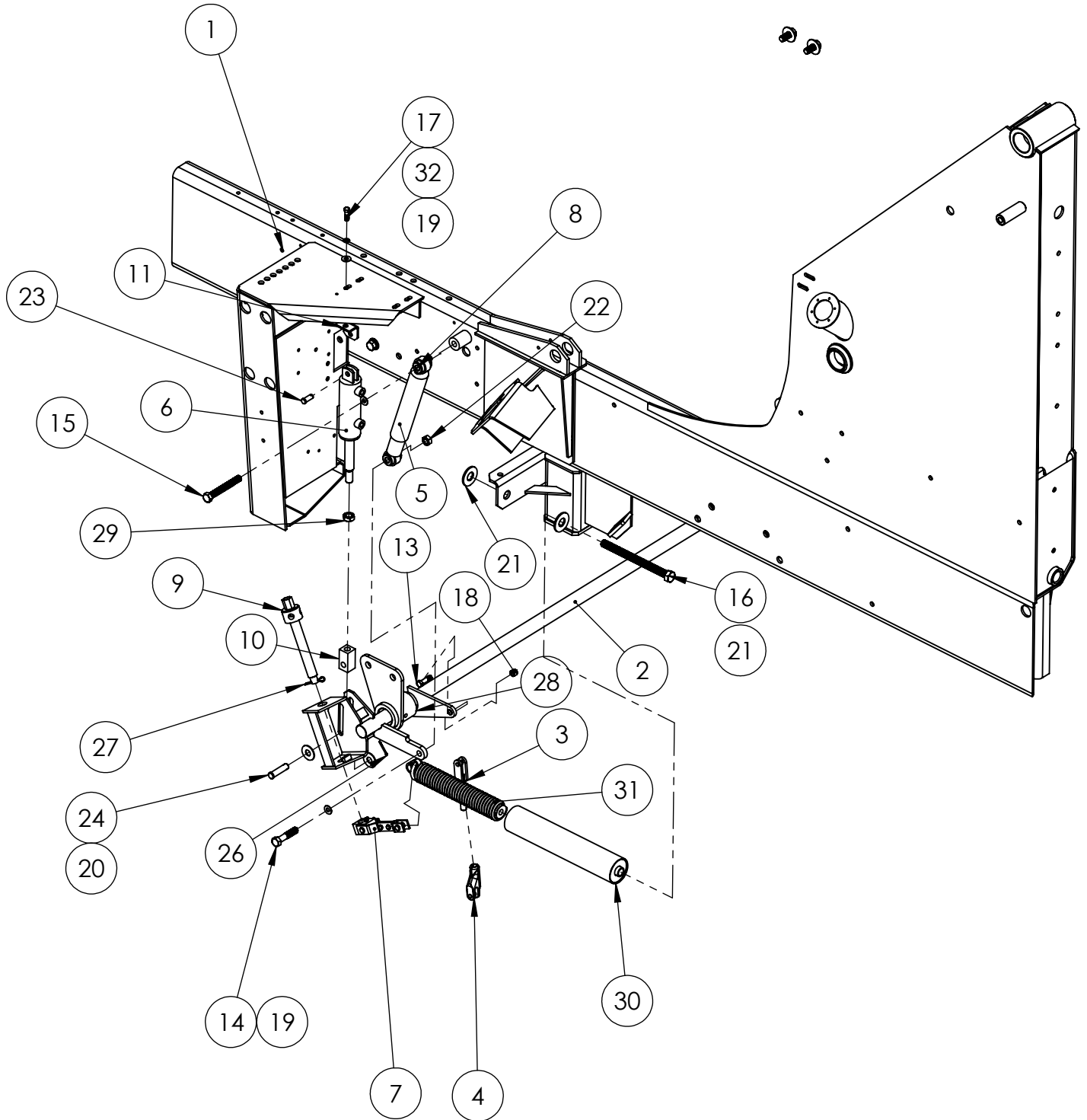
ITEM NO.	PART NUMBER	DESCRIPTION	QTY
REF	322184	PICK UP BROOM COVER INSTALLATION	REV F
1	E326320	PUB COVER WELDMENT (LH)	1
2	E326321	PUB COVER WELDMENT (RH)	1
3	E352627	SIDE SHIELD ASSEMBLY RH	1
4	E353650	SIDE SHIELD WELDMENT LH	1
5	034423	BOLT,HEX,HEAD,3/8-16-UNC x 1" LG. GR8	12
6	030605	WASHER,SPRING LOCK,Ø 3/8"	12
7	030557	WASHER,FLAT,USS,Ø 3/8"	16
8	030599	NUT, HEX, 3/8-16-UNC	4



NOTES
NOTES



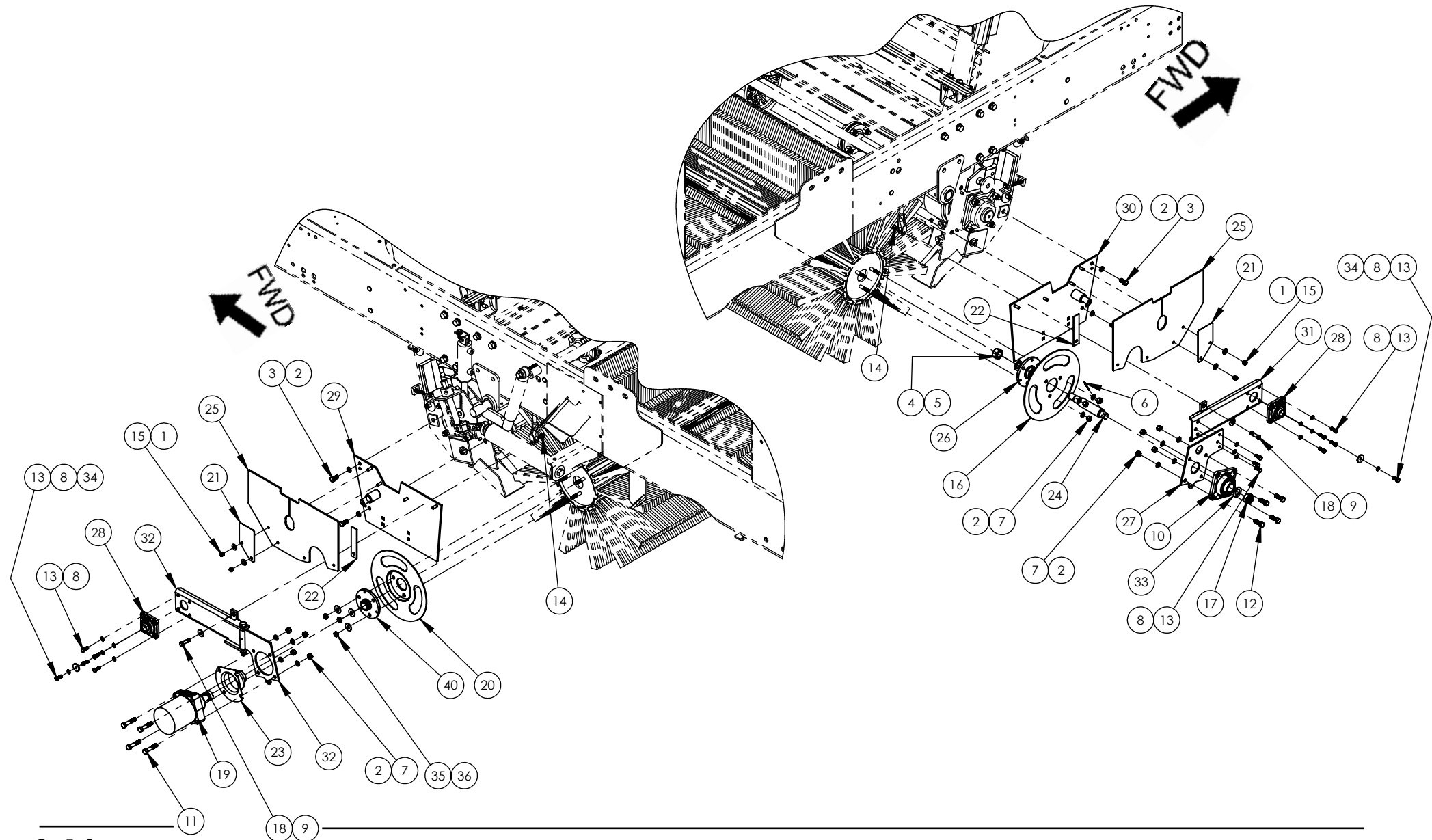
ITEM NO.	PART NUMBER	DESCRIPTION	QTY
1	301298	SUPPORT BRACKET LH WELDMENT	1
2	352395	RUNNER, DIRT SHOE, LH	1
3	301300	DEFLECTOR	2
4	303337	PIVOT ROD WLDMNT, LH, REAR, DRAGSHOE	1
5	30333701	PIVOT ROD WLDMNT, RH, REAR, DRAGSHOE	1
6	352394	RUNNER, DIRT SHOE, RH	1
7	301247	PIVOT ROD WELDMT, MIDDLE, DRAGSHOE	2
8	035561	WASHER,FLAT,Ø 5/8"	6
9	030557	WASHER,FLAT,USS,Ø 3/8"	4
10	023687	WASHER,FLAT,SAE,Ø 1/2"	2
11	031506	WASHER,FLAT,Ø 7/16",USS	4
12	304368	PIVOT ROD WELDMT, FRONT, DRAGSHOE	2
13	031296	COTTER PIN Ø3/16" X 1-1/2" LG	6
14	301297	SUPPORT BRACKET RH WELDMENT	1
15	035136	GREASE ZERK STRAIGHT 1/4 -28 N.F. TAPER	6
16	033146	BOLT,HEX,HEAD,3/8-16-UNC x 2"LG	4
17	033151	BOLT,HEX,HEAD,1/2-13-UNC x 1 1/2"LG	2
18	023439	BOLT,HEX,HEAD,7/16-14-UNC x 1 1/4"LG	4
19	030605	WASHER,SPRING LOCK,Ø 3/8"	4
20	030592	WASHER,SPRING LOCK,Ø 1/2"	2
21	030499	WASHER,SPRING LOCK,Ø 7/16"	4
22	030599	NUT, HEX, 3/8-16-UNC	4
23	030594	NUT, HEX, 7/16-14-UNC	4
24	030470	NUT,HEX, 5/8-18-UNC,CONELock,PLATED	6
25	327322	PUB SIDE PLATE WELDMENT - LH	1
26	327323	PUB SIDE PLATE WELDMENT - RH	1
27	030264	SHACKLE, 1/4", W/ 5/16 SCREW PIN	2



PICK UP BROOM LIFT INSTALLATION



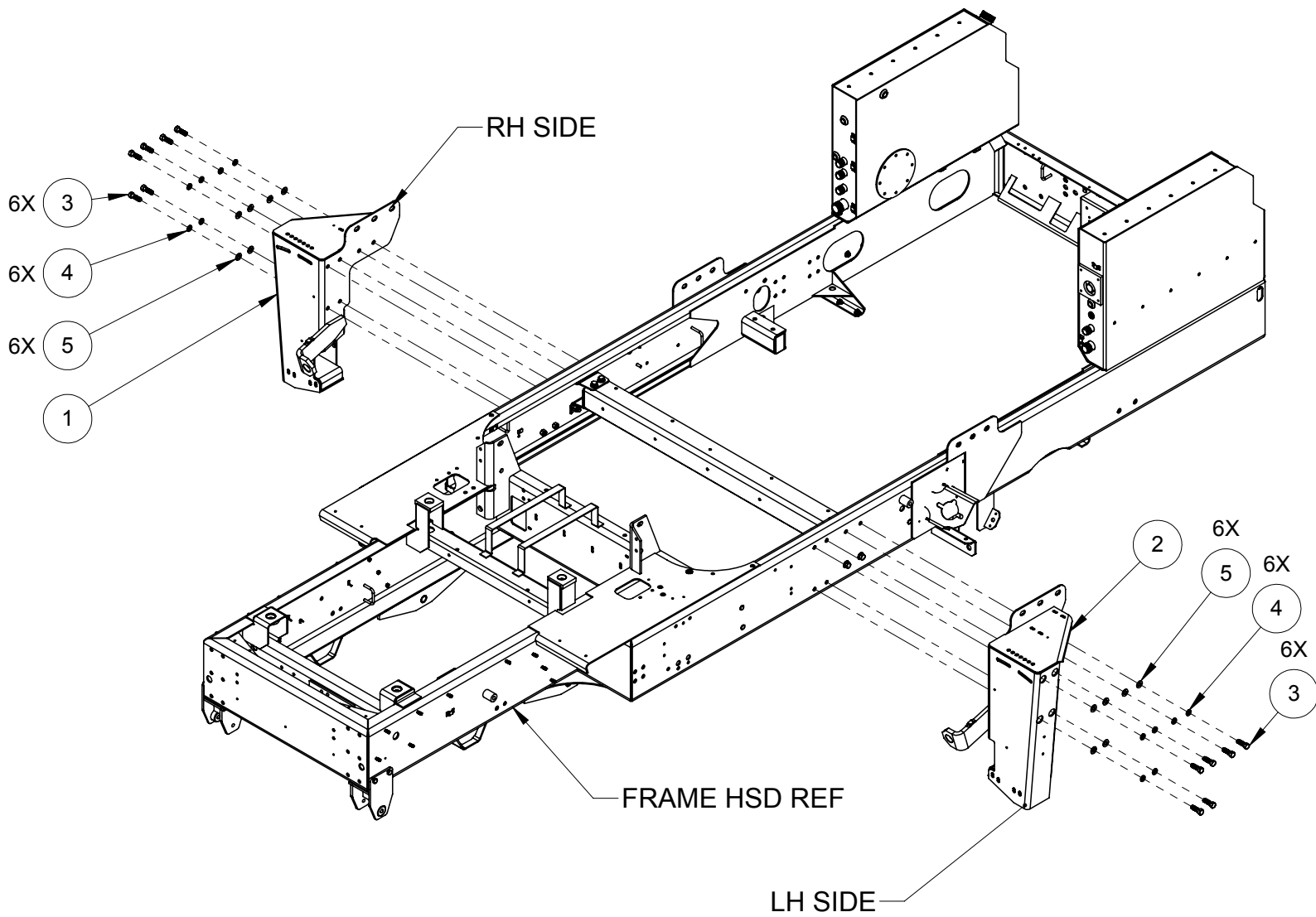
ITEM NO.	PART NUMBER	DESCRIPTION	QTY
1	326576	G.B. SUPPORT INSTALLATION-M3/MX3	1
2	309350	SHAFT WELDMENT - PUB LIFT	1
3	305086	LIFT LINK WLD-MACH	2
4	E305046	CLEVIS, MACHINED	2
5	308460	SHOCK ABSORBER	1
6	308593	CYL. PUB LIFT	1
7	A303321	CONNECTING LINK, ASS'Y	1
8	E302499	SLEEVE, TUBE-BRG.	2
9	309016	THREADED ROD WELDMENT	1
10	E314362	KNUCLE	1
11	354975	BRACKET, PUB CYLINDER - WLDMT	1
12	550691	ROUND, SHIM	1
13	309262	BOLT, HEX, HEAD, 7/16-14-UNC x 1 3/4" LG	2
14	039445	BOLT, HEX, HEAD, 5/8-18-UNF x 3" LG	1
15	327655	BOLT, HEX, HEAD, 5/8-11-UNC x 3/4" LG	1
16	070526	BOLT, HEX, HEAD, 3/4-10-UNC x 9-1/2" LG. (FT)	1
17	033139	BOLT, HEX, HEAD, 3/8-16-UNC x 1 1/4" LG	1
18	035270	NUT, HEX, NYLON LOCK, 7/16-14-UNC	2
19	030557	WASHER, FLAT, USS, Ø 3/8"	5
20	030558	WASHER, FLAT, Ø 5/8", USS Gr.8	2
21	WASHER, FLAT (inch)	WASHER, FLAT, Ø 1 1/4"	2
22	030470	NUT, HEX, 5/8-18-UNC, CONELOCK, PLATED	1
23	024155	CLEVIS PIN, Ø1/2" x 1-3/32" Lg. GRIP	2
24	300303	CLEVIS PIN, Ø5/8" x 2-17/64" Lg. GRIP (Plain Steel)	1
25	031495	COTTER PIN Ø1/8" X 1" LG	2
26	030660	COTTER PIN Ø1/8" X 1" LG	1
27	651406	COTTER PIN Ø3/16" X 1-1/2" LG	1
28	351166	SHAFT COLLAR1	2
29	032018	NUT, HEX, JAM, 3/4-10-UNC	1
30	E303261	WELDMENT SPRING COVER	1
31	E212786	SPRING ASS'Y, FLOAT, GBS	1
32	030605	WASHER, SPRING LOCK, Ø 3/8"	1



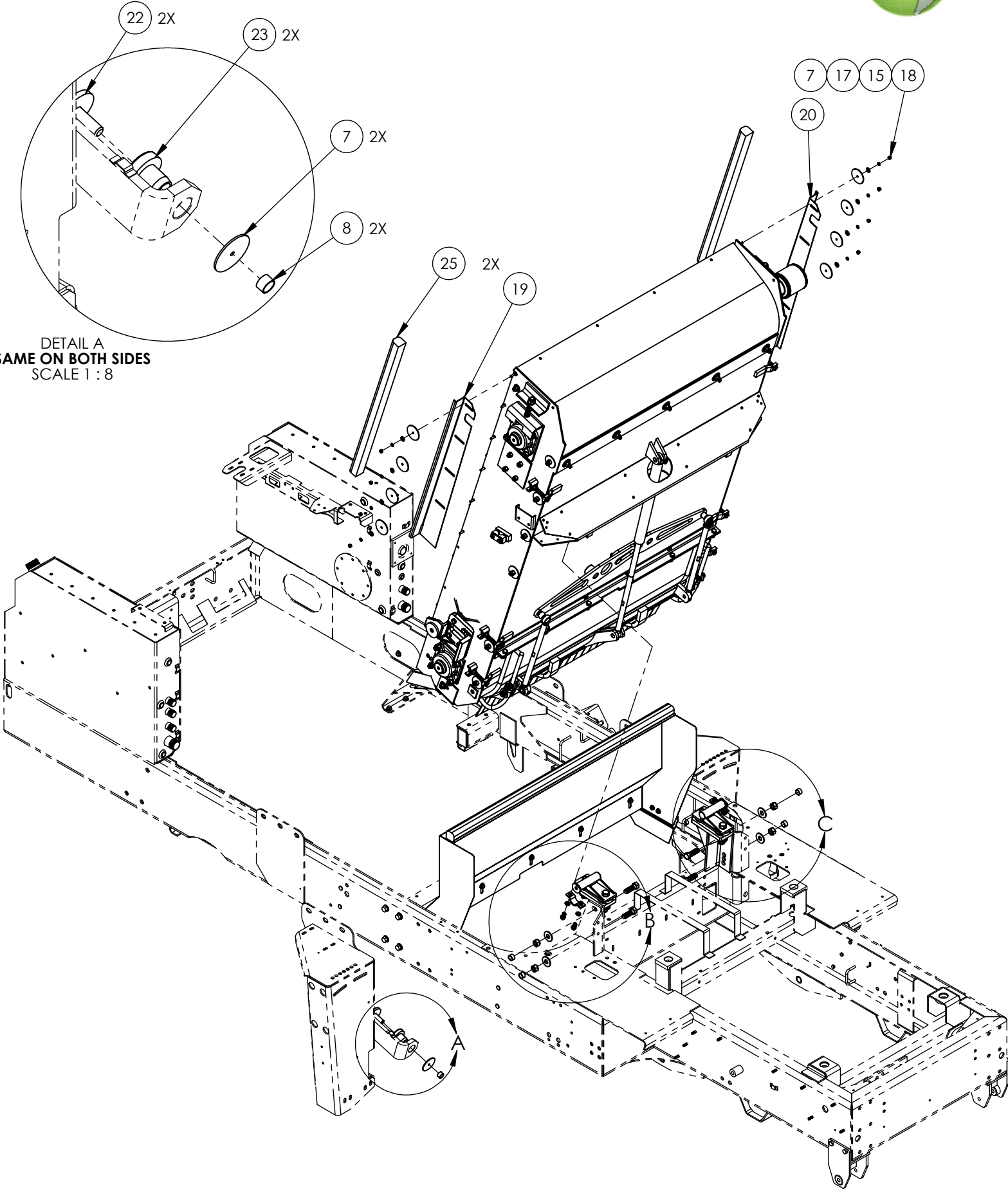
PICK UP BROOM INSTALLATION



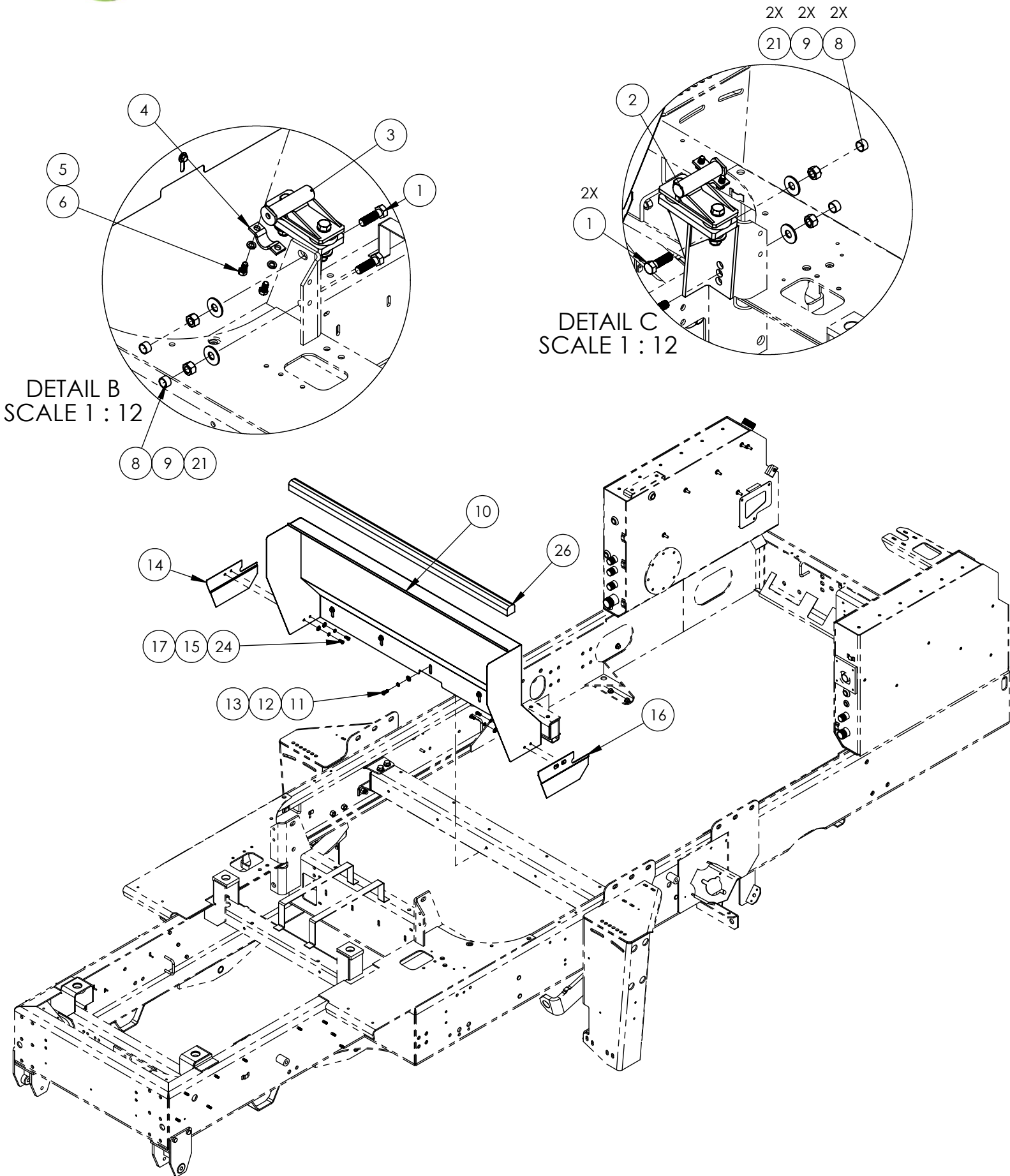
ITEM NO.	PART NUMBER	DESCRIPTION	QTY
REF	317787	PICKUP BROOM INSTALLATION	REV J
1	030557	WASHER,FLAT,USS,Ø 3/8"	4
2	030592	WASHER,SPRING LOCK,Ø 1/2"	15
3	030636	BOLT,HEX,HEAD,1/2-13-UNC x 1"LG	4
4	032566	NUT, HEX, 1-14-UNS	1
5	033390	WASHER,SPRING LOCK,Ø 1"	1
6	036408	COTTER PIN Ø1/8" X 1-3/4" LG	1
7	030596	NUT, HEX, 1/2-13-UNC	11
8	030605	WASHER,SPRING LOCK,Ø 3/8"	13
9	031506	WASHER,FLAT,Ø 7/16",USS	2
10	032032	Bearing Unit,Square Flange,1 1/2"Ø	1
11	305400	BOLT,HEX,HEAD,1/2-13-UNC x2 1/2"LG	4
12	033151	BOLT,HEX,HEAD,1/2-13-UNC x 1 1/2"LG	4
13	034423	BOLT,HEX,HEAD,3/8-16-UNC x 1" LG. GR8	13
14	035270	NUT,HEX,NYLON LOCK,7/16-14-UNC	2
15	046828	NUT,HEX,NYLON LOCK,3/8-16-UNC	4
16	303504	END PLATE	1
17	305302	NUT-SLOTTED, HEAVY PLATED, 1-14	1
18	309262	BOLT,HEX,HEAD,7/16-14-UNC x 1 3/4"LG	2
19	309291	MOTOR, HYD., WHEEL MOUNT, GB	1
20	312745	FIBER GUARD, WELDMENT	1
21	326480	DEFLECTOR, SPLASH GUARD	2
22	354892	STRAP, SUPPORT	2
23	327076	PUB GUARD WELDMENT	1
24	350052	SHAFT-P.U.B. DRIVE CORE	1
25	354889	GUARD, SPLASH	2
26	350902	HUB - MACHINING	1
27	350867	PLATE BEARING MTG (RH)	1
28	352391	SHAFT SUPPORT, 1" DIA. SHAFT	2
29	E352403	SIDE PLATE WLDMT-LH	1
30	352404	SIDE PLATE WELD'T (RH)	1
31	352406	PUB ARM AND BUSHING ASSEMBLY	1
32	352410	PUB ARM ASSY L.H.	1
33	520628	WASHER, FLAT, WIDE, 1-1/16ID X 2-1/2OD X 0.119 (S.S.)	1
34	901300	WASHER	2
35	032523	NUT,HEX,JAM,1/2-13-UNC	3
36	030595	WASHER,FLAT,Ø 1/2",USS,(1 3/8" O.D.)	3
37	304864	STUD-SPECIAL	3
40	327078	HUB - MACHINING	1



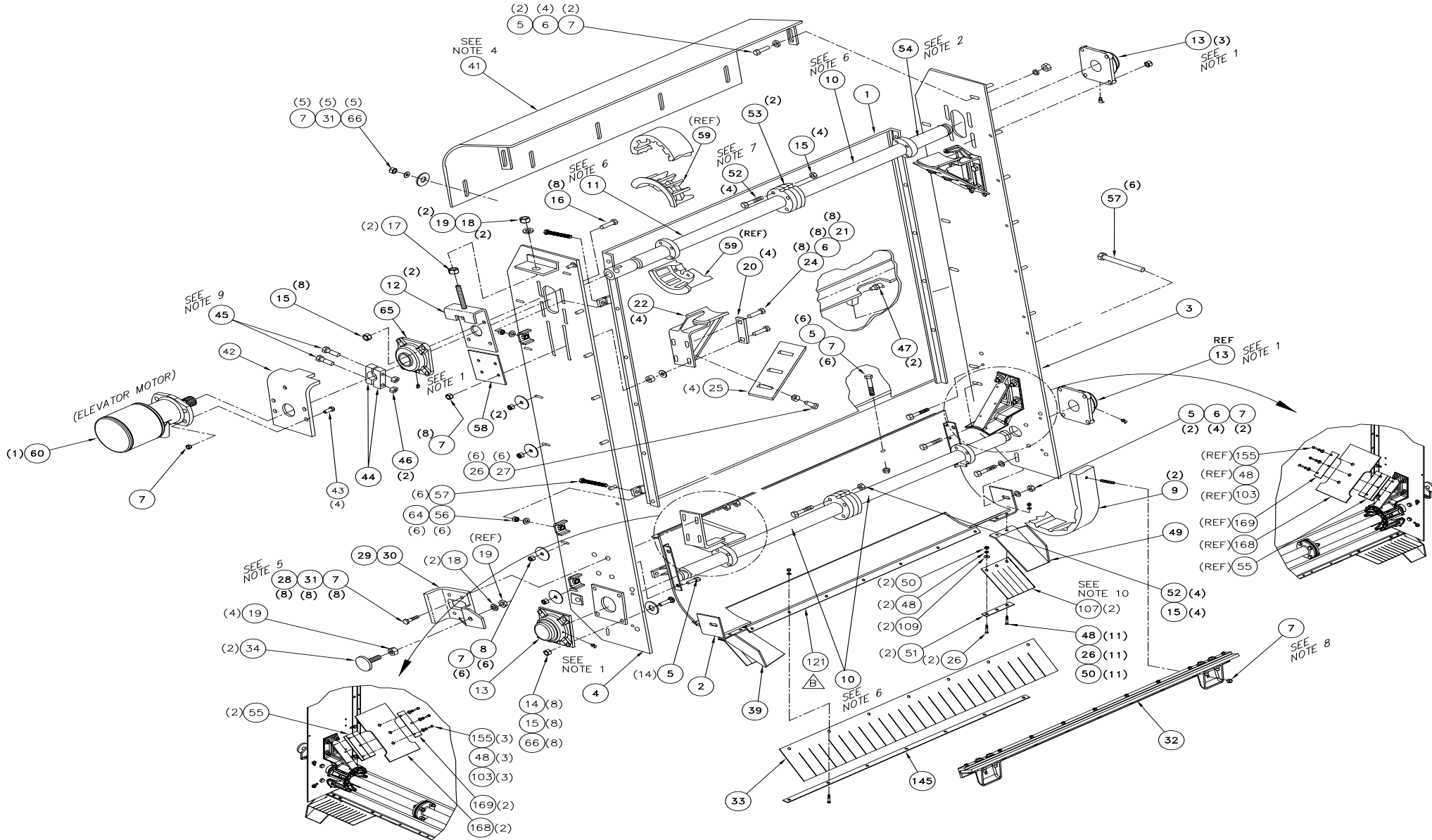
ITEM NO.	PART NUMBER	DESCRIPTION	QTY.
REF	660448	GUTTER BROOM SUPPORT INSTL	REV A
1	660442	GB SUPPORT, (RH) SIDE WLDMT, (HSD)	1
2	660443	GB SUPPORT, (LH) SIDE WLDMT, (HSD)	1
3	305399	BOLT,HEX,HEAD,5/8-11-UNC x 2"LG	12
4	031146	WASHER,SPRING LOCK,Ø 5/8"	12
5	035561	WASHER,FLAT,Ø 5/8"	12

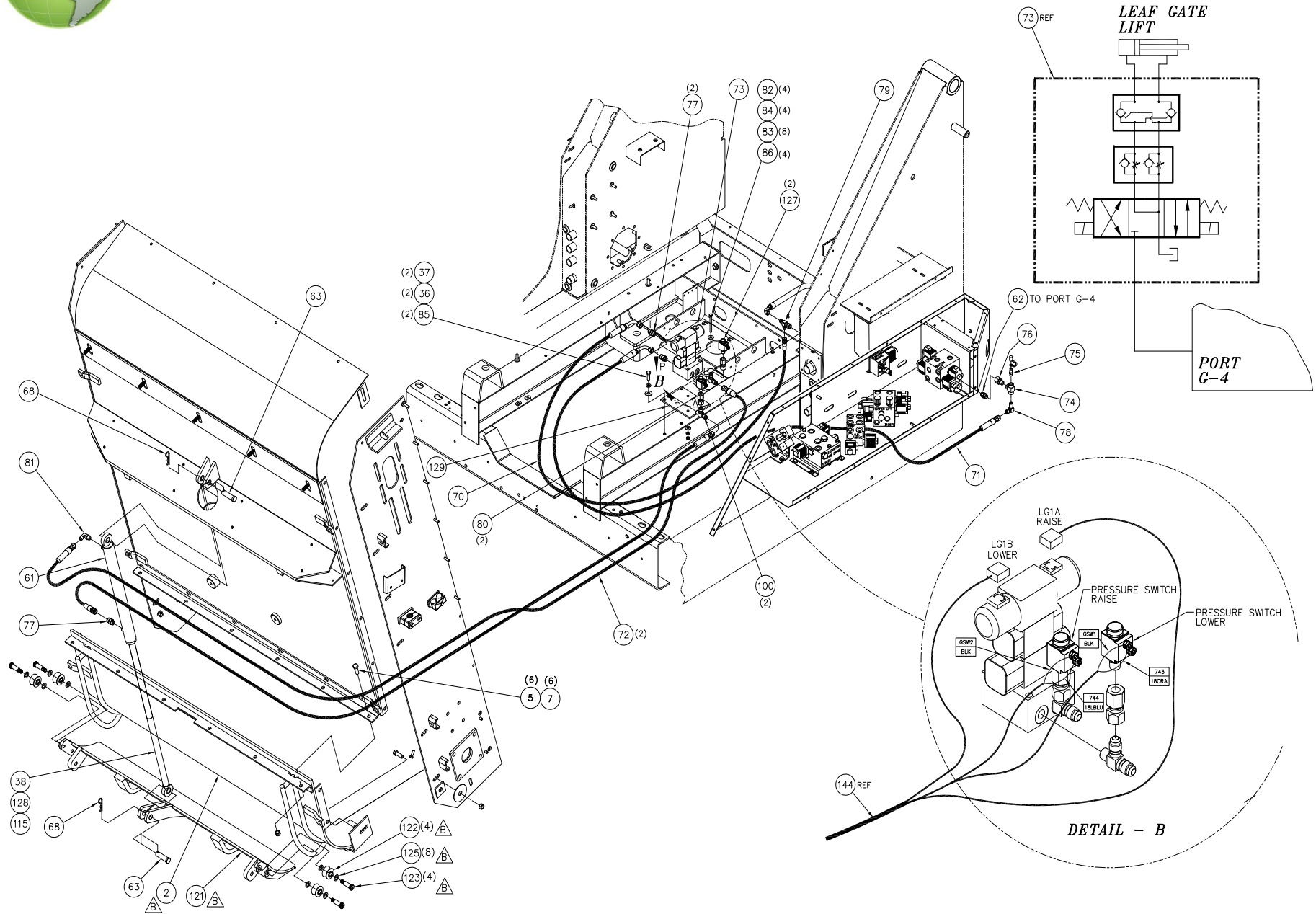


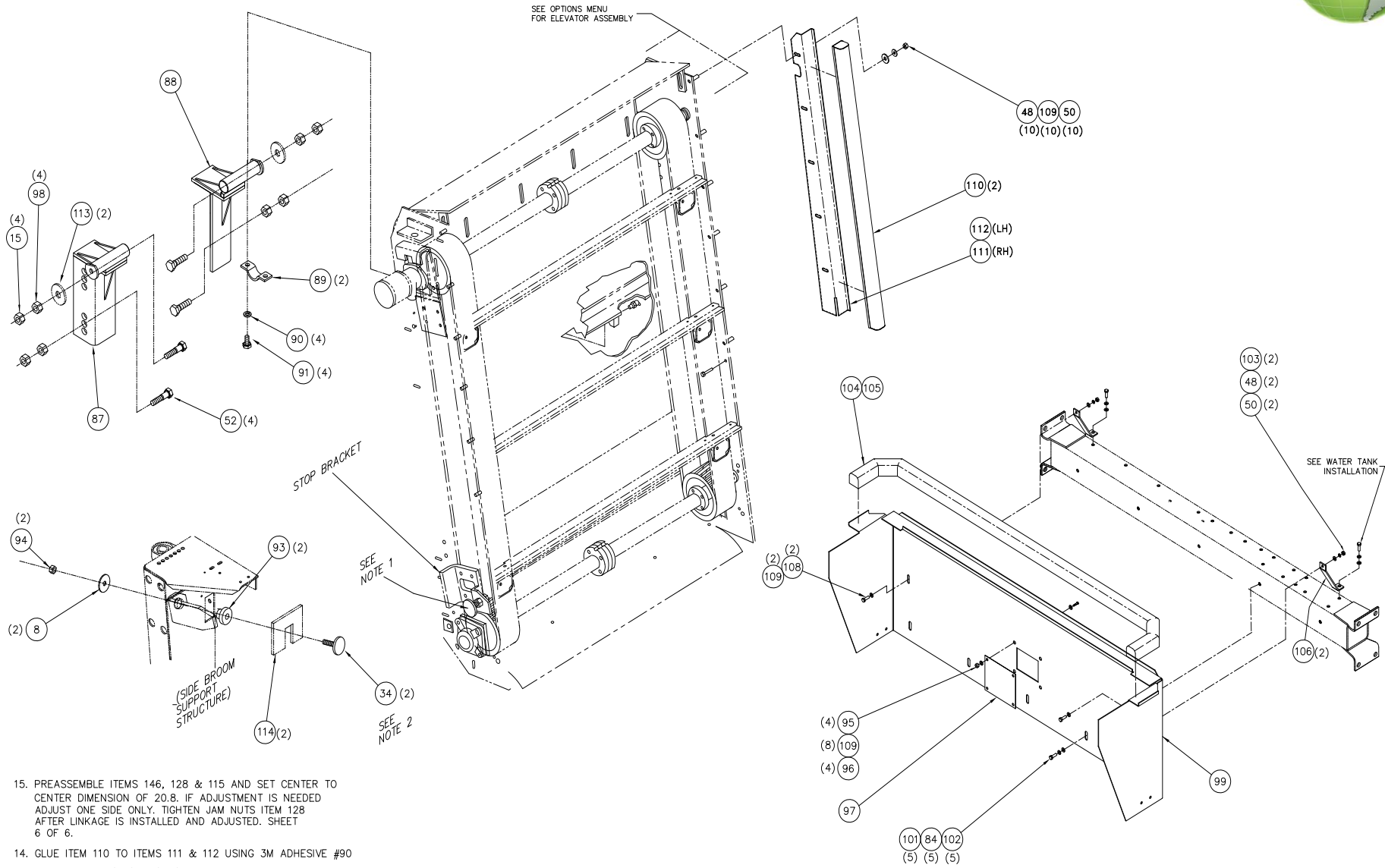
DETAIL A
SAME ON BOTH SIDES
SCALE 1 : 8



ITEM NO.	PART NUMBER	DESCRIPTION	QTY
REF	330902	ELEVATOR INSTALLATION	REV A
1	304992	BOLT,HEX,HEAD,3/4-10-UNC x 2-1/2"LG	4
2	330845	ASSEMBLY, ELEVATOR PIVOT, (LH) SIDE	1
3	330837	ELEVATOR PIVOT ASSEMBLY, RH	1
4	E204618	CAP-PIVOT	2
5	030592	WASHER,SPRING LOCK,Ø 1/2"	4
6	030636	BOLT,HEX,HEAD,1/2-13-UNC x 1"LG	4
7	611270	WASHER,FLAT,Ø 3"	10
8	303265	NUT-ESNA, PLATED, 3/4-10	6
9	030426	NUT, HEX, 3/4-10-UNC	4
10	660205	SHIELD, LOWER ELEVATOR, (M4-HSD)	1
11	034423	BOLT,HEX,HEAD,3/8-16-UNC x 1" LG. GR8	5
12	030605	WASHER,SPRING LOCK,Ø 3/8"	5
13	030557	WASHER,FLAT,USS,Ø 3/8"	5
14	E326585	EXTENSION, BRACKET R.H. - WLDMT	1
15	030373	WASHER,SPRING LOCK,Ø 5/16"	12
16	E326584	EXTENSION, BRACKET L.H. - WLDMT	1
17	030489	WASHER,FLAT,Ø 5/16",USS,WIDE,7/8" O.D.	12
18	030617	NUT, HEX, 5/16-18-UNC	8
19	331236	SEAL SUPPORT, ELEVATOR SIDE SEAL (RH)	1
20	330903	SEAL SUPPORT, ELEV SIDE SEAL (LH)	1
21	030517	WASHER,FLAT,Ø 3/4",USS WIDE	4
22	330060	STOPPER ELEVATOR, WELDMENT	2
23	300769	CENTER BONDED MOUNT (RUBBER)	2
24	030483	BOLT,HEX,HEAD,5/16-18-UNC x 3/4"LG	4
25	331286	SEAL, ELEVATOR SIDE	2
26	331269	SEAL, HOPPER BOTTOM	1



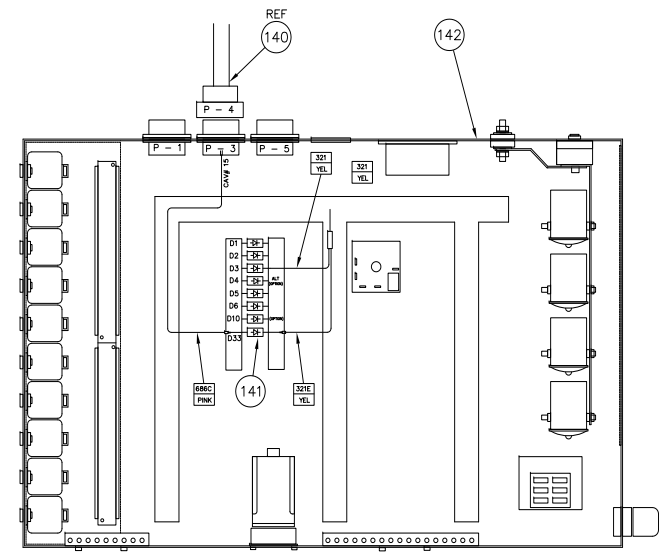
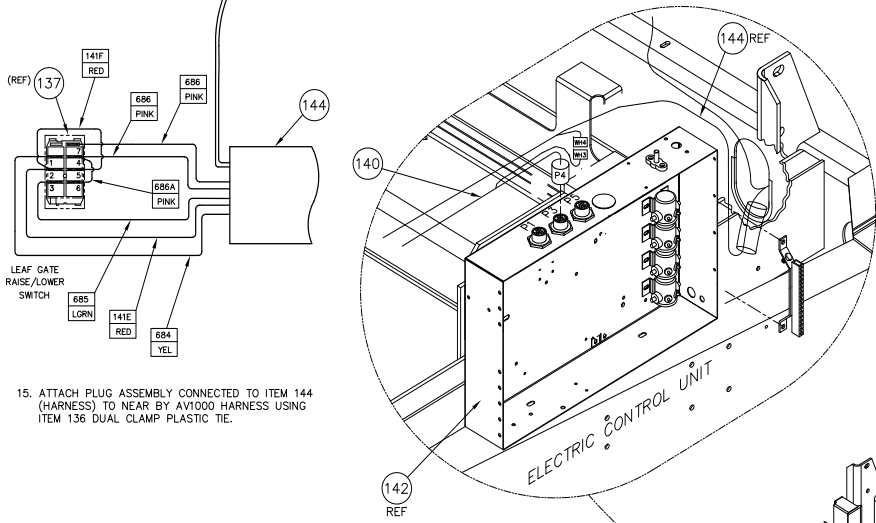
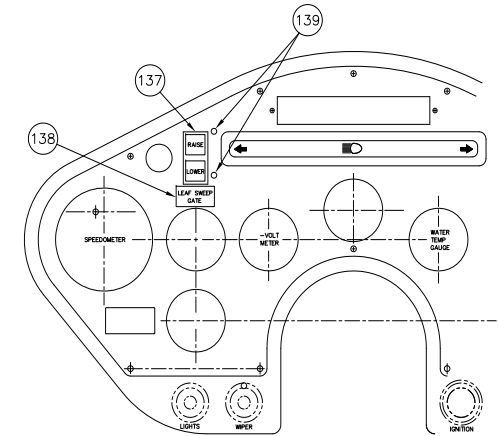
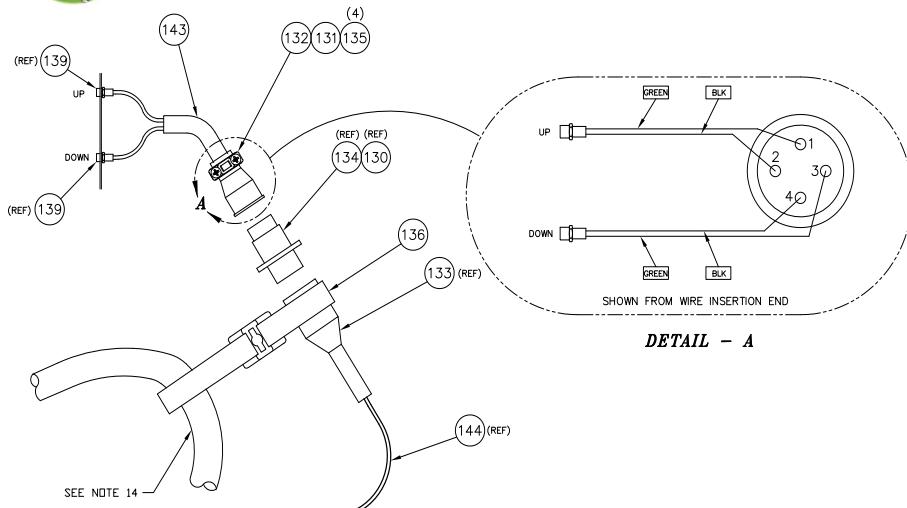




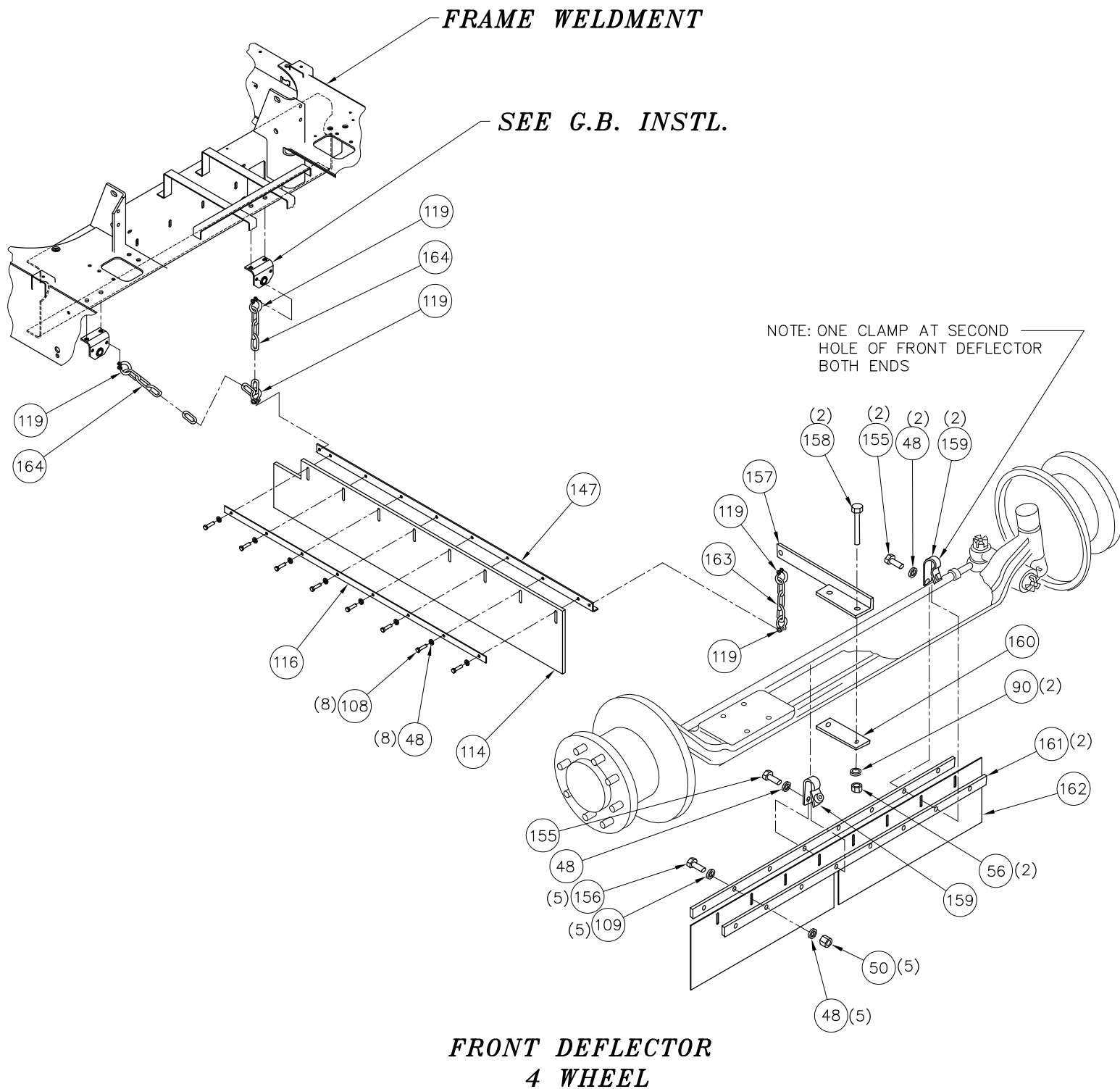
15. PREASSEMBLE ITEMS 146, 128 & 115 AND SET CENTER TO CENTER DIMENSION OF 20.8. IF ADJUSTMENT IS NEEDED ADJUST ONE SIDE ONLY. TIGHTEN JAM NUTS ITEM 128 AFTER LINKAGE IS INSTALLED AND ADJUSTED. SHEET 6 OF 6.
14. GLUE ITEM 110 TO ITEMS 111 & 112 USING 3M ADHESIVE #90
13. ADJUST ITEMS (111) & (112) SO THAT ITEM 110 SEALS FLUSH, AGAINST THE HOPPER.
12. ADD SHIMS AS REQUIRED AFTER ROAD TEST SUCH THAT STOP PAD (ITEM 92) IS CONTACTING STOP BRACKETS ON ELEVATOR ASSEMBLY AND ELEVATOR FLIGHTS CLEAR HOPPER LIP.
11. ADJUST ELEVATOR STOP OUT UNTIL STOP JUST TOUCHES SIDE BROOM SUPPORT STRUCTURE (PREVENTS SIDE TO SIDE MOTION OF ELEVATOR) TYP BOTH SIDES.

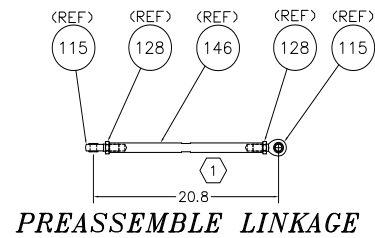
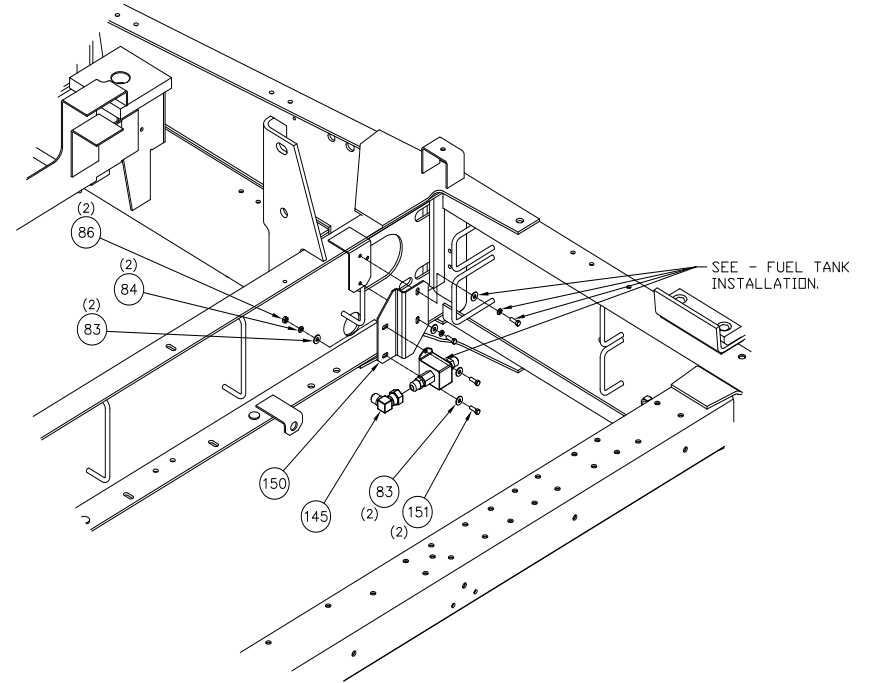
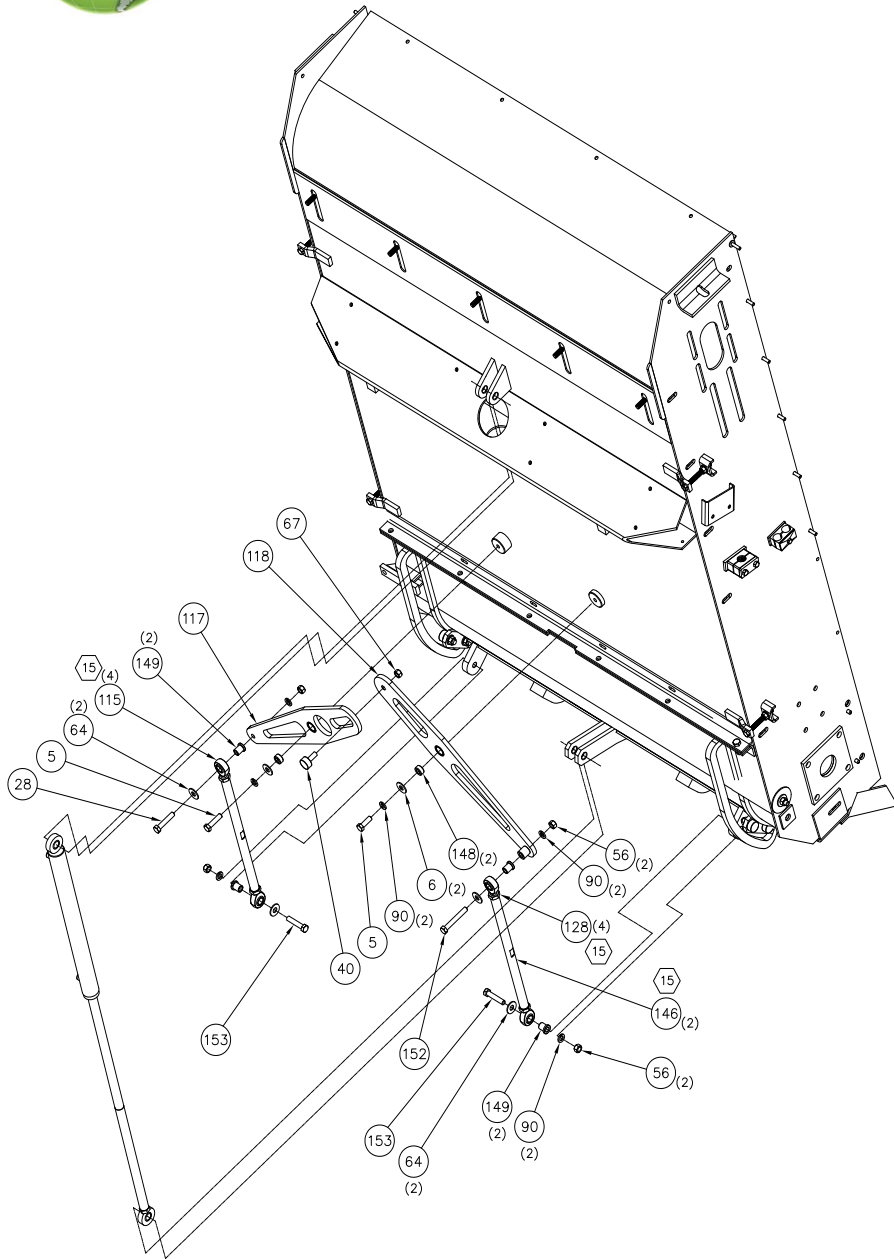
NOTES:

VIEW ROTATED FOR CLARITY



3 & 4 WHEEL



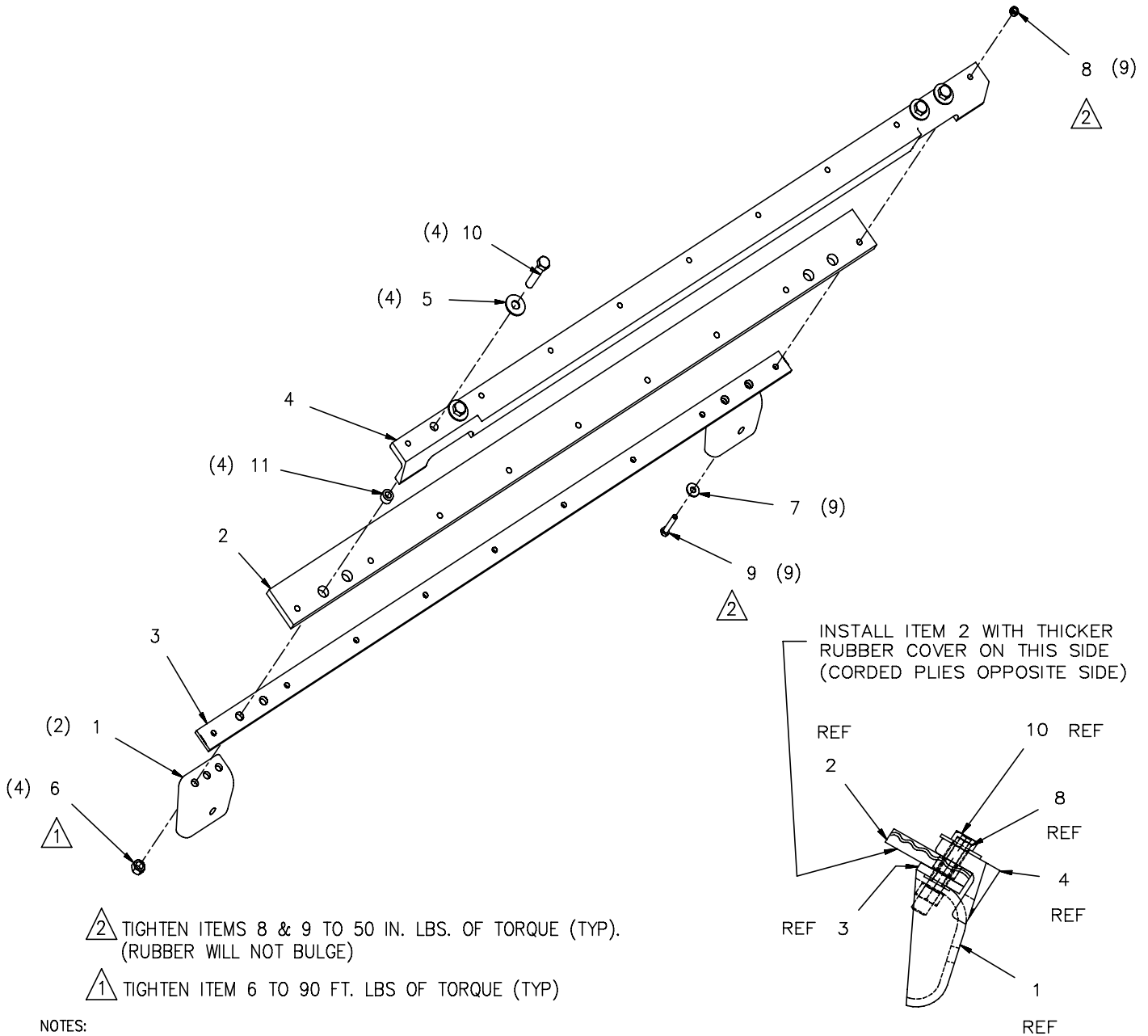


BOM ID	PART #	DESCRIPTION	QTY
1	329796	ELEV BOTTOM PLATE WLDT	1
2	329948	WELDMENT,ELEVATOR BOTTOM	1
3	329794	ELEV SIDE PLATE WLDMT RH	1
4	329793	ELEV SIDE PLATE WLDMT LH	1
5	GS033151	SCR- HX HD 1/2-13 X 1-1/2 GR8	26
6	GS030595	WASHER FLAT USS PLATED 1/2 GD8	25
7	GS034599	NUT-NYL INSERT, PLATED, 1/2-13	43
8	329807	WASHER-FLAT PLTD, 1/2" ID X 2-1/2" OD	12
9	GS324765	ELEVATOR BELT OPTION 7 FLIGHT	2
10	GS308832	ELEV HALF SHAFT ASSY	3
11	GS308833	ELEV HALF SHFT ASSY, MOTOR END	1
12	GS350565	BEARING BRACKET WELDMENT	2
13	GS313002	ELEV BEARING REWORK- CAP DRAIN	3
14	GS053472	SCR-HX HD,5/8-11X2-3/4	8
15	GS038598	NUT-NYL INSERT, PLATED, 5/8-11	28
16	GS309144	BOLT-CARR,5/8-11X2-1/2	8
17	GS032018	NUT- JAM PLATED 3/4-10	2
18	GS031505	WASHER LOC SPLIT 3/4 GR8	4
19	GS030426	NUT- PLATED, 3/4-10	6
20	GS350567	BOLT RETAINER PLATE	4
21	GS310607	BOLT-CARR,1/2-13X2	8
22	GS30025501	SPROCKET SHIELD - MACHINED	4
24	GS300084	TUBE-SPACER	8
25	GS300063	DEFL PAD	2
26	GS031433	SCR- HX HD PLTD 5/16-18X1 GR8	27
27	GS606999	WASHER,FLAT.386ID X 1.5OD,10GA	16
28	GS305400	SCR-HX HD,PLT,1/2-13X2-1/2 GR8	9
29	GS317842	CSTG-STOP,MACHINED,LH	1
30	GS317841	CSTG-STOP,MACHINED,RH	1
31	GS609297	WASHER-.53 ID X 1.5 OD,7 GA	13
32	GS310948	SQUEEGEE ASSY (A/L)	7
33	GS325947	RUBBER FLAP, LEAF GATE LIP	1
34	GS303103	ELEV STOP WLD	4
36	GS030605	WASHER- LOC,SPLIT,PLTD,3/8 GR8	7
37	GS034423	SCR-HX HD,3/8-16X1 GR8	2
38	GS326516	EXTENSION, CYLINDER ROD	1
39	329606	DIRT DEFL.SHOE L.H.	1
40	GS325954	ROLLER, LEAF GATE 1-1/4" DIA	1
41	329802	ARCH WELDMENT - ELEVATOR	1
42	GS300024	ANGLE HYD MTR MTG	1
43	GS041847	SCR-HX HD,PLT,1/2-13X1-3/4 GR8	4
44	GS309645	LOCK COLLAR	2
45	GS309659	SCR-HX HD,7/16-20X4 GR8	2
46	GS309660	NUT-LOCK,7/16-20 GR C	2
47	GS030287	ZERK, TAPERED 1/8 NPT (#1610)	2
48	GS030373	WASHER- LOC SPLIT PLT 5/16 GR8	35
49	329605	DIRT DEFL.SHOE R.H.	1
50	GS030617	NUT- PLATED 5/16-18	25
51	GS326577	PLATE, RETAINER - SHORT	2
52	GS305467	SCR-HX HD,PLT,5/8-11X2-1/2 GR8	12
53	GS308769	SPACER	2
54	GS891486	ANTISEIZE 1.00000	0
55	GS328276	SUPPORT PLATE, RUBBER	2



BOM ID	PART #	DESCRIPTION	QTY
56	GS030596	NUT- PLATED, 1/2-13	16
57	329804	SCR-HX HD FULL THRD,1/2-13 X 4-1/2" LG. GR5	6
58	GS350577	SIDE PLATE - ELEVATOR	2
59	329832	SPLIT SPROCKET - HARDFACED	0
60	GS308612	MOTOR RWK	1
61	GS326045	HYD CYL,1.5 BORE X16.88 STROKE	1
62	GS325737	ADAPTER, MB-MJ-4-6	1
63	GS326043	CLEVIS PIN 3/4 DIA X 2.5 LG	2
64	GS023687	WASHER FLAT SAE PLATED 1/2	24
65	GS322453	FLANGED BALL BRG. W/O CAP	1
66	GS030558	WASHER FLAT USS PLATED 5/8	13
67	GS380106	NUT-LOCK,1/2-20 (CONELock)	1
68	GS314469	HAIRPIN-5/8 DIA SHAFT	2
69	GS322712	TEE- MJT-6	1
70	GS325920	HOSE ASSY, 3/8 ID X 65 CUT	1
71	GS323340	HOSE ASSY 3/8 ID X 75.0 CUT	1
72	GS313038	HOSE ASSY-3/8 ID X 138 LG	2
73	GS325878	STACK VALVE ASSEMBLY	1
74	GS033052	TEE, FP-FP-FP-4	1
75	GS325690	TEST PORT & CAP 1/8 X 1/4MPT	1
76	GS326081	ADAPTER, MP-FJX-4-6	1
77	GS204003	CONN, MB-MJ-6	3
78	GS033915	ELBOW, MJ-MP90-6-4	1
79	GS054681	TEE, MJ-FJX-MJ-6	1
80	GS326485	ADAPTER,FP-FJX-4-6	2
81	GS054289	ELBOW, MB-MJ90-6	1
82	GS022921	SCR- HX HD CAP 1/4-20 X 2 3/4	4
83	GS035605	WASHER FLAT USS PLATED 1/4	12
84	GS030643	WASHER- LOC SPLIT PLTD 1/4 GR8	6
85	GS030557	WASHER FL USS YELLOW 3/8 GD8	9
86	GS030703	NUT HEX 1/4-20 UNC	6
87	GS310238	ELEV PIVOT WELDMENT - LH	1
88	GS310239	ELEV PIVOT WELDMENT - RH	1
89	GS204618	CAP-PIVOT	2
90	GS030592	WASHER- LOC, SPLT PLTD 1/2 GR8	10
91	GS030636	SCR- HX HD PLTD 1/2-13 X 1	4
92	GS900378	NUT-LOCK,PLATED,1/2-13	14
93	GS300769	CNTR BONDED MOUNT	2
94	GS303265	NUT-ESNA, PLATED, 3/4-10	2
95	GS023559	NUT- LOC NYL INSERT PL 5/16-18	4
96	GS034800	SCR-HX HD,PLT,5/16-18X5/8 GR8	4
97	GS323562	PLATE, BLANK	1
98	GS030420	NUT- PLATED, 5/8-11	4
99	GS326595	LOWER ELEV SHIELD SEAL WLDMT	1
100	GS326520	TEE, MJ-MB-MJ-6	2
101	GS034423	SCR-HX HD,3/8-16X1 GR8	5
102	GS609606	WASHER FLAT SAE PLATED 1/4	5
103	GS651420	WASHER FLAT SAE 5/16 ID	8
104	GS323028	SEAL, HOPPER BOTTOM	1
105	GS897060	TAPE, HIGH TACK - 3M 950 1-1/2	0
106	GS323302	SUPPORT, ELEVATOR SHIELD	2
107	GS326567	RUBBER FLAP - END	2
109	GS030489	WASHER FLAT USS PLATED 5/16	26
110	GS325672	RUBBER SEAL, ELEV SIDE	2
111	GS325671	SEAL SUPPORT,ELEV SIDE SEAL-RH	1
112	GS325670	SEAL SUPPORT,ELEV SIDE SEAL-LH	1

BOM ID	PART #	DESCRIPTION	QTY
113	GS030517	WASHER FLAT USS PLATED 3/4	2
114	GS304611	FLAP-DEFL	1
115	GS380989	BEARING-ROD END, 3/4-16 MALE	5
116	GS304610	RECTANGLE	1
117	GS326776	ARM ASSEMBLY - FRONT	1
118	GS326775	ARM ASSEMBLY - REAR	1
119	GS317578	SHACKLE,1/4, W/ 5/16 ROUND PIN	4
120	GS325951	PLATE, RETAINER	1
121	329938	ELEVATOR LEAF GATE, WELDMENT	1
122	329956	ROLLER, LEAF GATE, (NYLON)	4
123	329957	SOCKET SHOULDER, 5/8" DIA X 1-1/2" X 1/2"-13	4
124	GS033139	SCR- HXHD PLT 3/8-16X1-1/4 GR8	4
125	329958	SHIMS SST, 5/8" ID X .09 (THK)	8
127	GS326476	SWITCH, ADJUSTABLE PRESSURE	2
128	GS301521	JAM NUT 3/4-16	5
129	GS325817	PLATE, MTG-LEAF GATE MANIFOLD	1
130	GS326469	AMP RECEPTACLE	0
131	GS326470	AMP PLUG	1
132	GS326471	CLAMP, AMP CABLE	1
133	GS326472	BOOT, AMP FLEXIBLE CABLE	0
134	GS326473	PIN, AMP - AWG 18-16	0
135	GS326474	SOCKET, AMP - AWG 24-20	4
136	GS326475	TIE, DUAL CLAMP	0
137	GS317366	SWITCH ROCKER RAISE/LOWER	1
138	GS325713	DECAL,LEAF SWEEP GATE	1
139	GS326205	LED PANEL LIGHT, GREEN/RED	2
140	GS325712	HARNESS "P4-FRONT"	1
141	GS323602	USE 13984 DIODE	0
142	GS325715	ECU-BOX WIRING REWORK	1
143	GS896749	SLIT FLEX TUBE .25 (EFT)	12
144	GS325709	HARNESS "LEAFGATE"	1
145	GS252013	ELBOW, MJ-FJX90-6	1
146	GS326746	ROD, CONNECTING - LEAF GATE	2
147	GS304609	ANGLE WLD	1
148	GS326717	PIN,PIVOT	2
149	GS326747	BUSHING,FLANGE	4
150	GS326772	BRACKET, FUEL PUMP	1
151	GS033145	SCR- HX HD PLTD 1/4-20X3/4 GR8	2
152	GS033232	SCR-HX HD CAP,1/2-13X3-1/2 PL	1
153	GS18004-43	SCR-HX HD,1/2-13X2-3/4 PLT,GR8	2
154	GS304610	RECTANGLE	1
155	GS023087	SCR- HX HD PLD 5/16-18 X 1 1/2	9
156	GS030483	SCR- HXHD PLTD 5/16-18X3/4 GR8	5
157	GS304614	PLATE WLD	1
158	GS310903	SCR-HX HD,1/2-13X6-1/2 GR8	2
159	GS304621	CLAMP WLD	3
160	GS304613	PLATE-CENTER, CURTAIN	1
161	GS204514	RECTANGLE	2
162	GS307131	FLAP	1
163	GS89666300	CHAIN - 1/4" X 4 LINKS	1



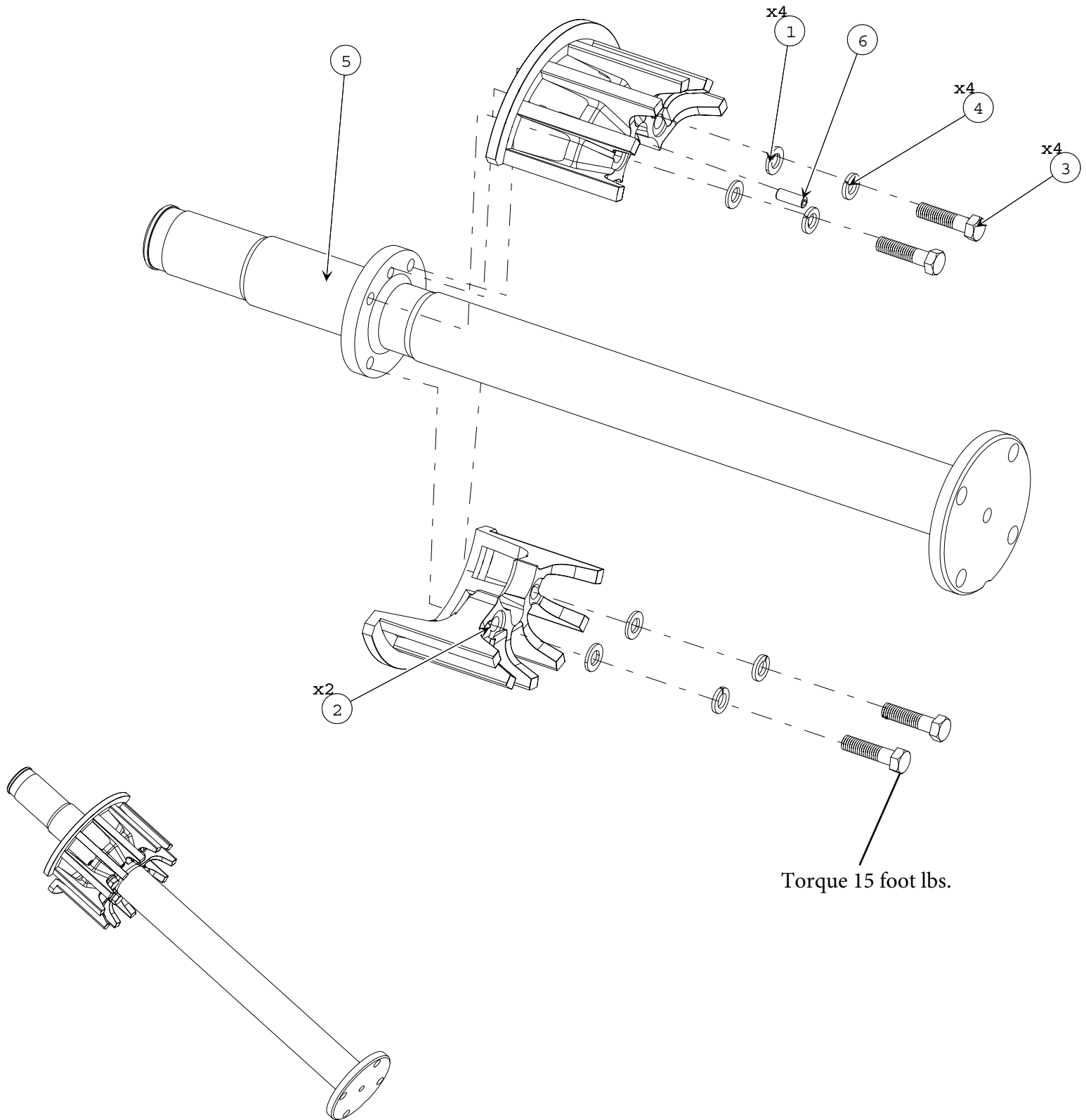
Item	Pt No.	Description	Qty	Item	Pt No.	Description	Qty
-	310948	Squeegee Assembly	D Ref				
1	309366	Cstg.- Elev Flight Mtg Brkt	2	7	030489	Washer- Flat Uss Plated 5/16	9
2	306096	Squeegee-rubber	H 1	8	023559	Nut- Loc Nyl Insert Pl 5/16-18	9
3	306095	Backing Strip	C 1	9	050208	Scr-hx Hd,Pltd,5/16-18x1-3/4	9
4	310947	Angle- Machined	K 1	10	305400	Scr-hx Hd,Plt,1/2-13x2-1/2 Gr8	4
5	030595	Washer- Flat, Uss Plated 1/2	4	11	057793	Tube-spacer	C 4
6	034599	Nut-nyl Insert, Plated, 1/2-13	4				





NOTES

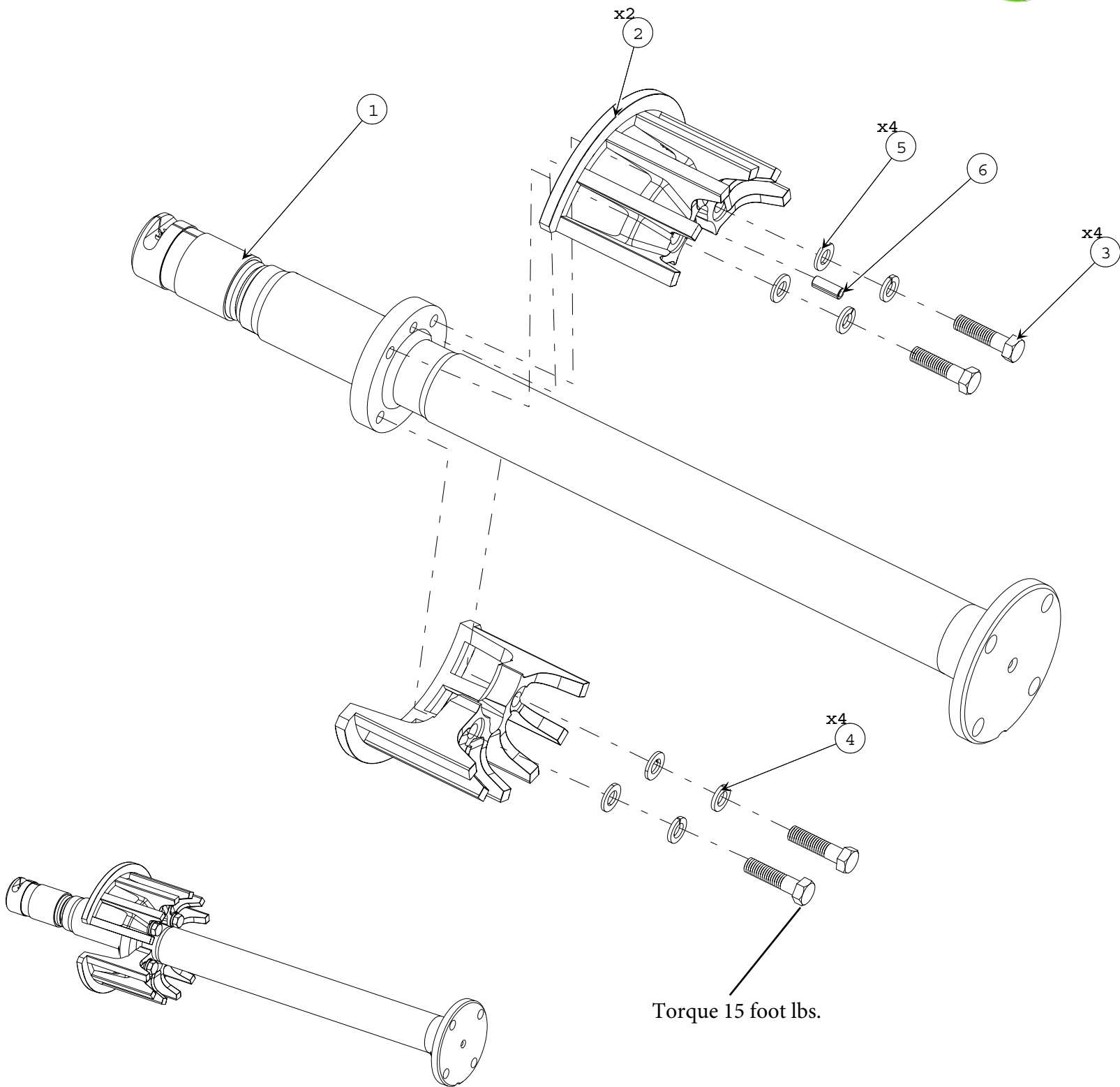
NOTES



BOM ID	PART	Description	Qty	BOM ID	PART	Description	Qty
1	312684	WASHER-FLAT, 12mm	4	5	308301	EVEV. HALF SHAFT- MACHINING	1
2	350475	SPROCKET, SPLIT - HARDFACE	2	6	308766	SLOTTED SPRING TENSION PIN(INCH)	1
3	319477	BOLT, HEX, HEAD, 1/2-13-UNC X2 LG.	4				
4	030592	WASHER- LOC, SPLT PLTD 1/2 GR8	4				



NOTES



BOM ID	PART	Description	Qty	BOM ID	PART	Description	Qty
1	308829	ELEV HALF SHAFT WELDMENT	1	5	312684	WASHER-FLAT, 12mm	4
2	350475	SPROCKET, SPLIT - HARDFACE	2	6	308766	PIN, SPRING SLOT 3/8" X 1" LG.	1
3	319477	BOLT, HEX, HEAD, 1/2-13-UNC X2	4				
4	030592	WASHER- LOC, SPLT PLTD 1/2 GR8	4				

CHAPTER 4

Cab, Pedals, A/C & Lights

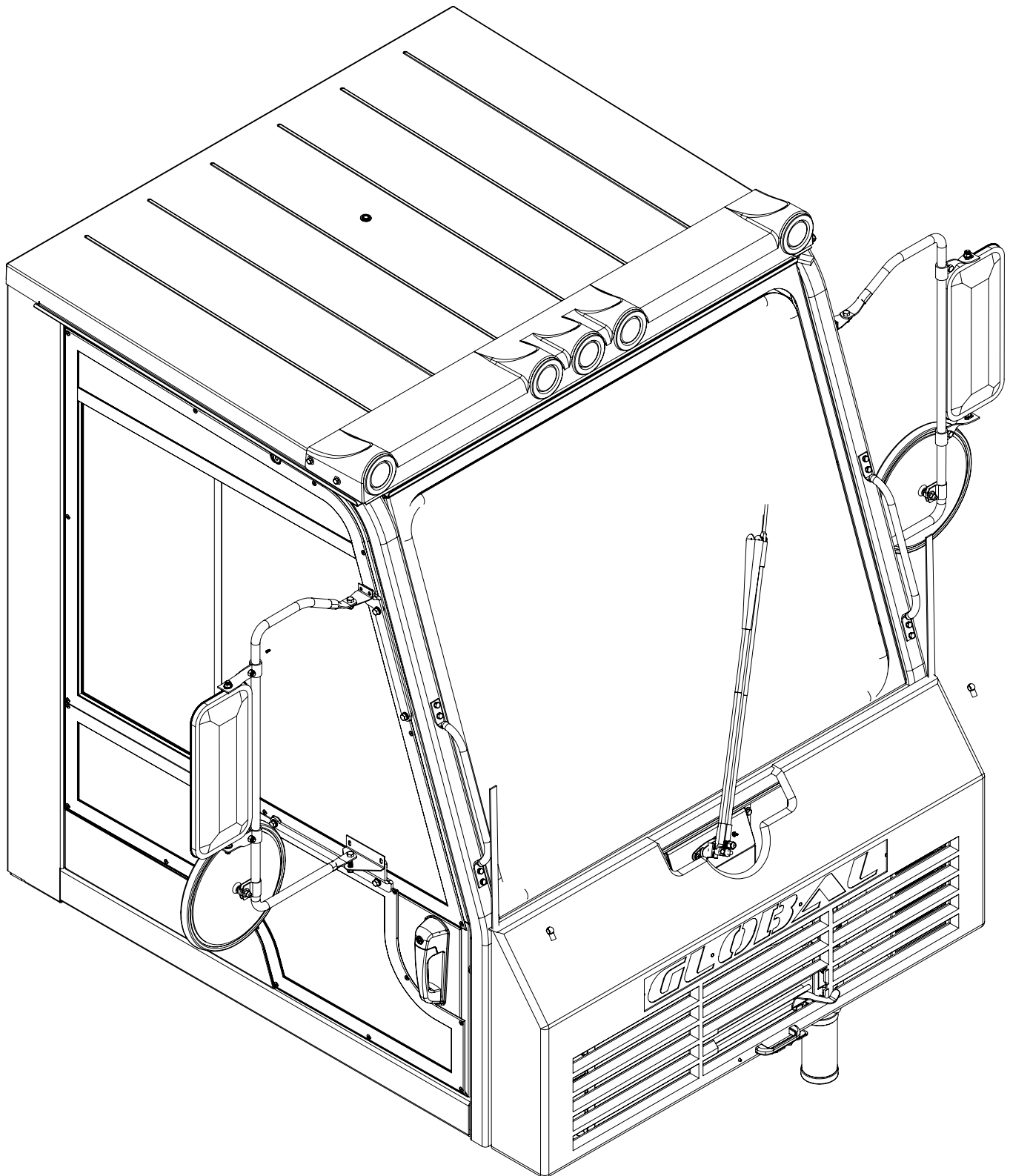
Table of Contents

<u>Subject</u>	<u>Page</u>
Cab Assembly	4.4
Cab Door Assembly	4.16
Sun Visor Assembly	4.25
Radio Installation	4.27
Wiper Motor Assembly	4.33
Steering Column Assembly	4.35
Dome Light Assembly	4.39
Driver Seat Assembly	4.41
Buddy Seat Assembly	4.43
Shifter Assembly	4.46
Remote Mirror Installation	4.49
Remote Mirror Assembly	4.57
Remote Mirror Assembly LH	4.62
Remote Mirror Assembly RH	4.66
Remote Mirror Head Assembly	4.69
Brake & Pedal Installation	4.74
A/C & Heater Installation	4.77
A/C Evaporator Assembly	4.82
A/C Hose Support Installation	4.85
Clearance Light Bar Installation	4.87
Mini Light Bar Installation	4.90
Front Flood Light Installation	4.93
Rear Flood Light Installation	4.95
LED Stop/Tail/Clr Marker Assembly	4.101
Arrow Stick Installation	4.104

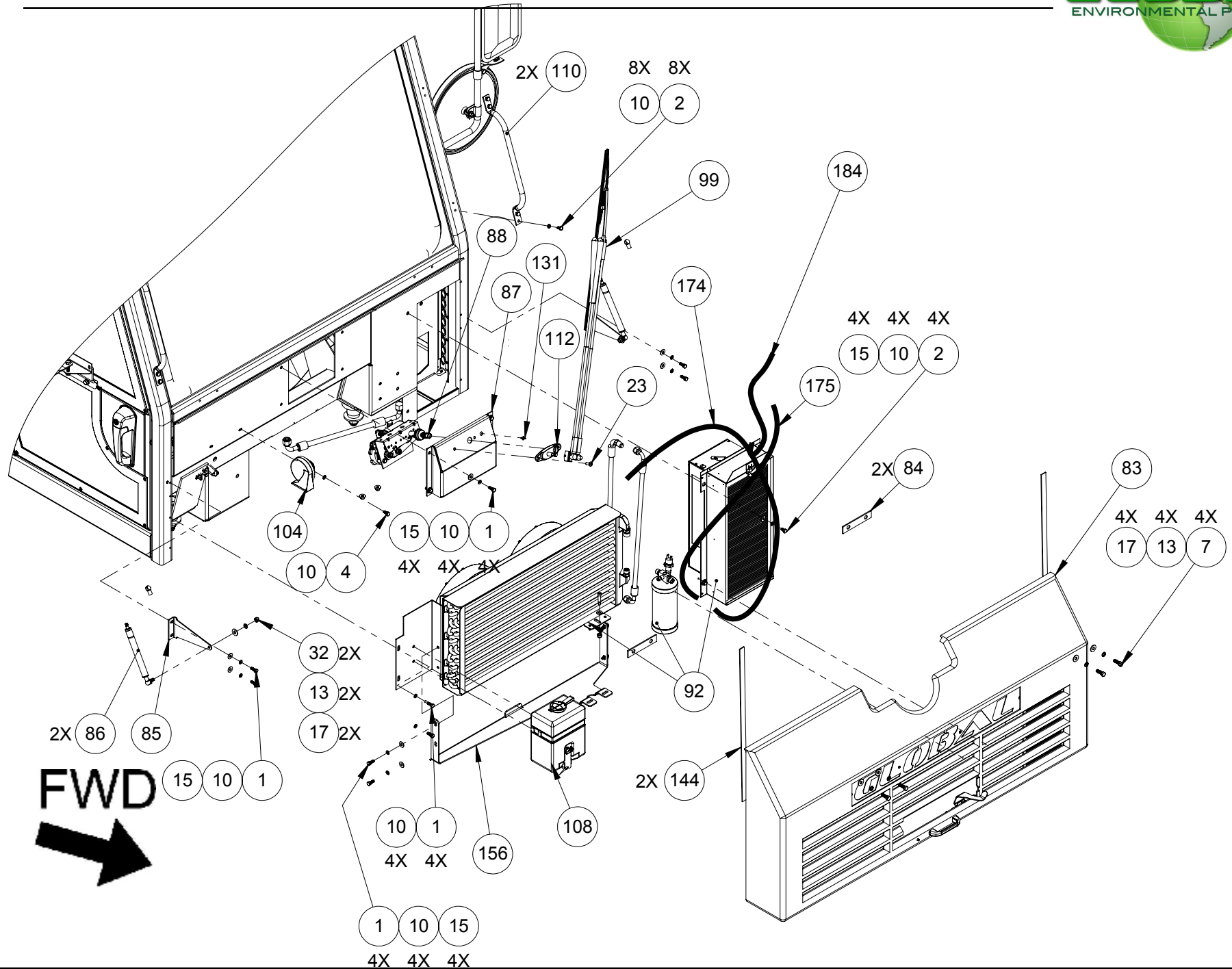
4

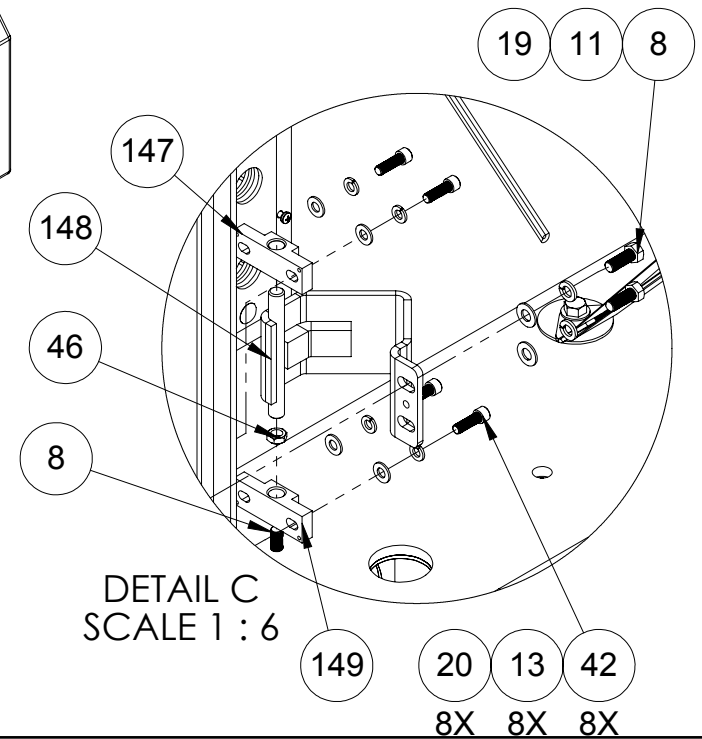
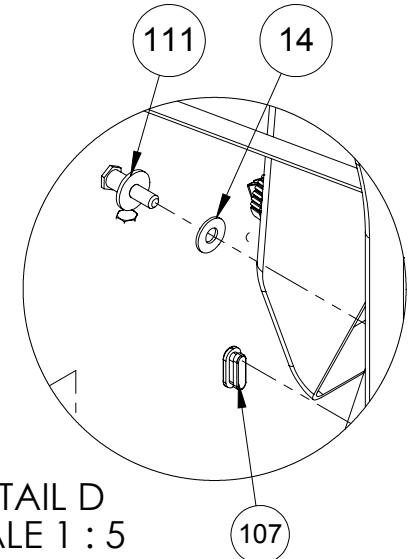
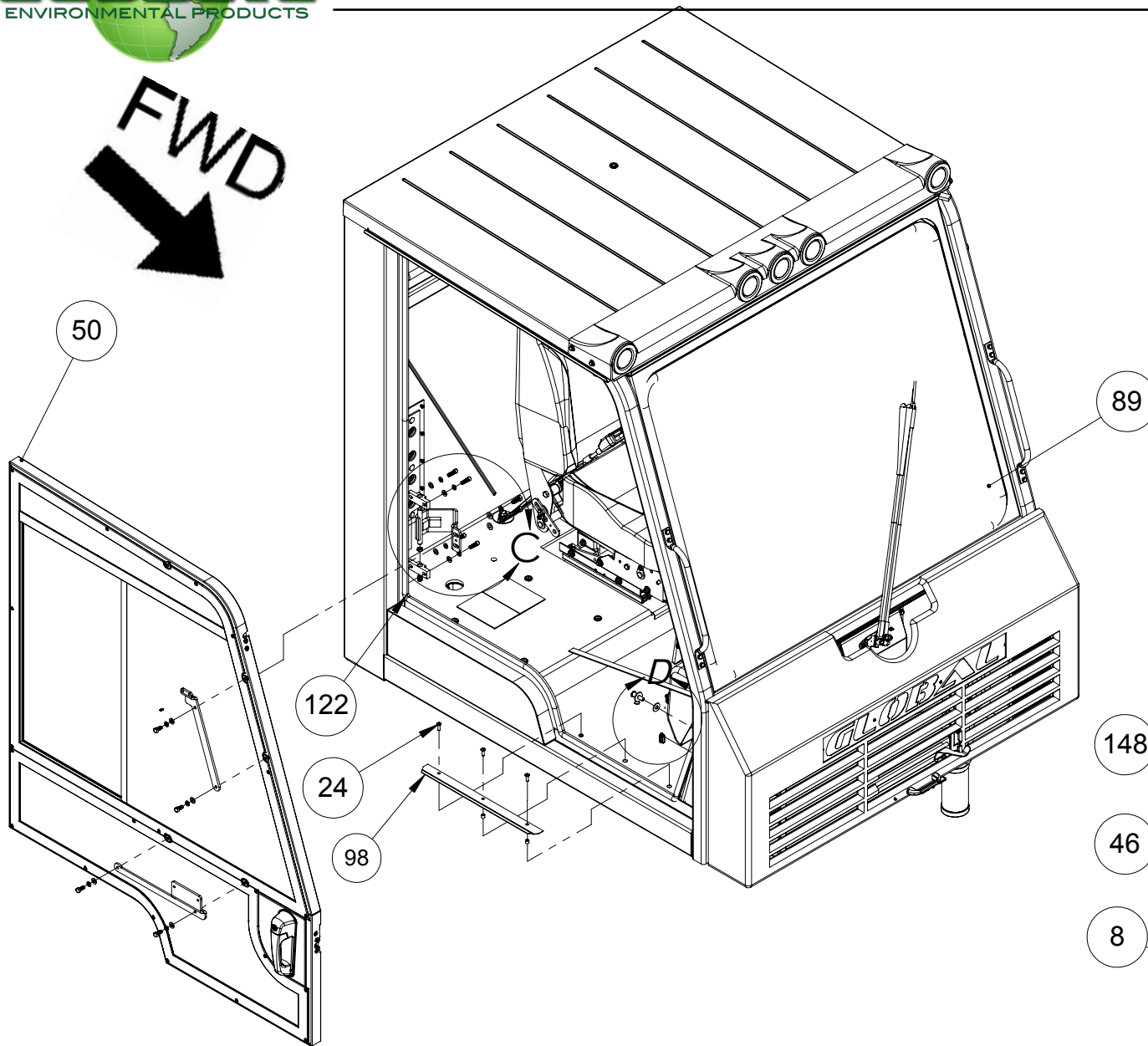
Cab Assembly

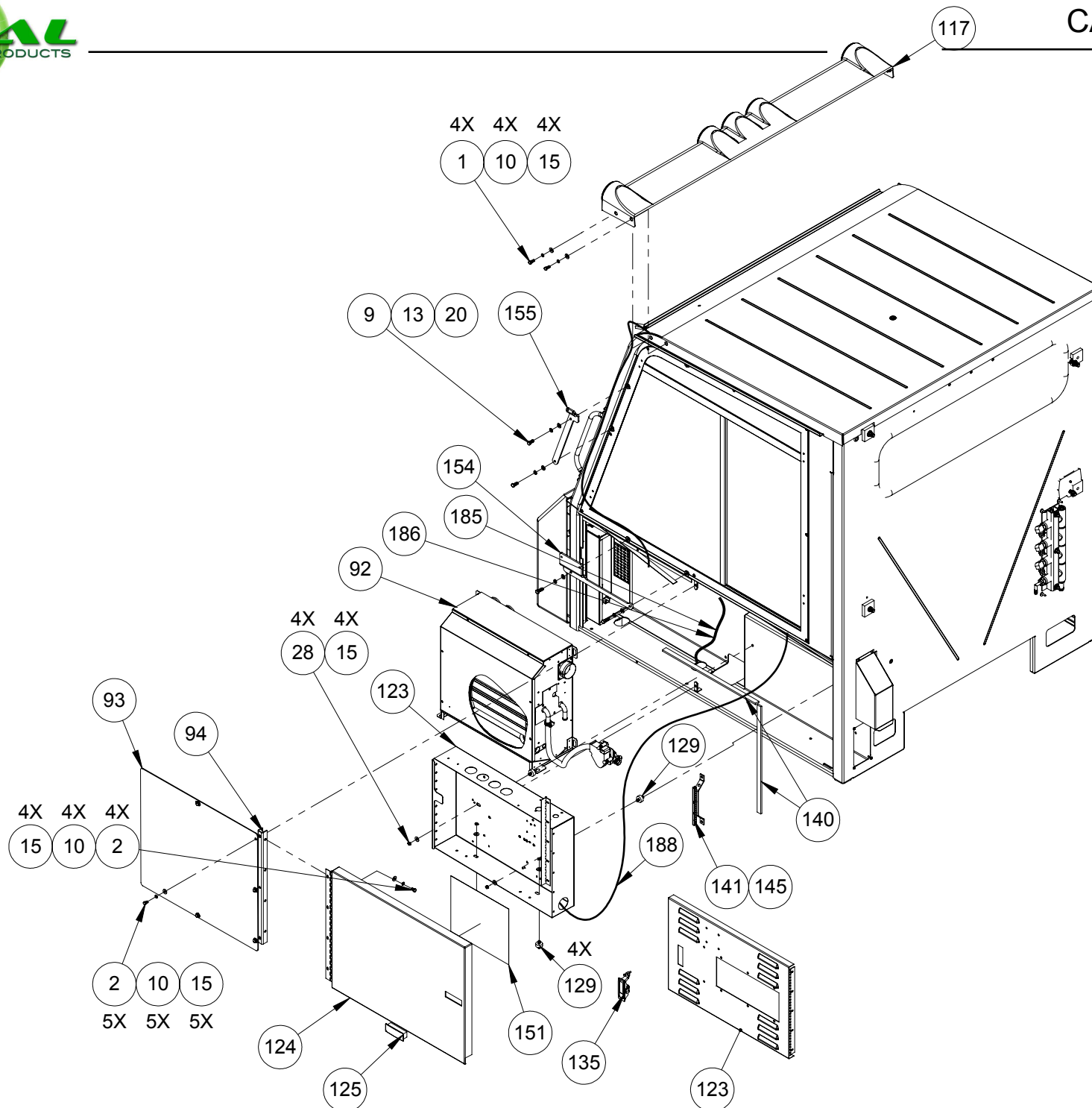


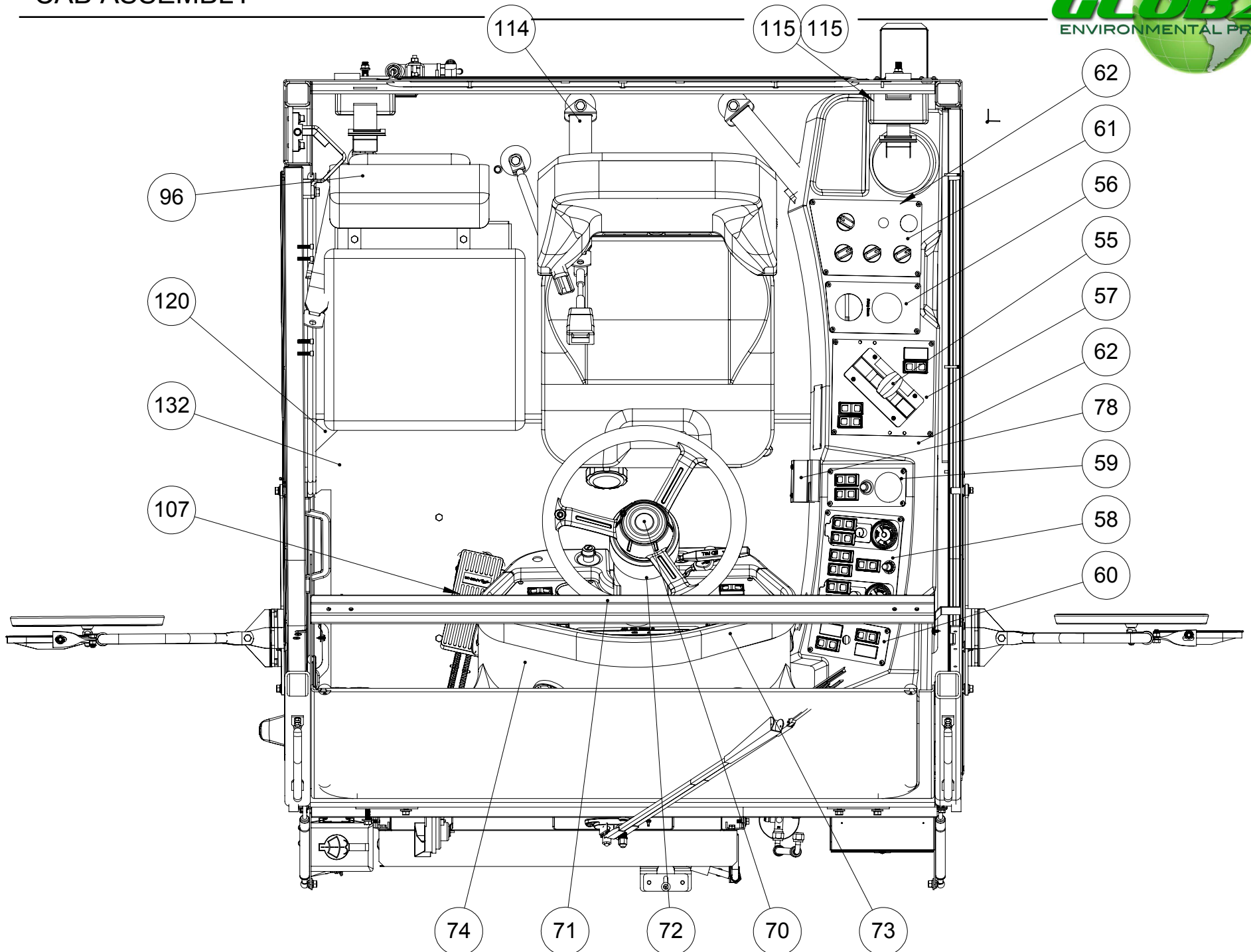


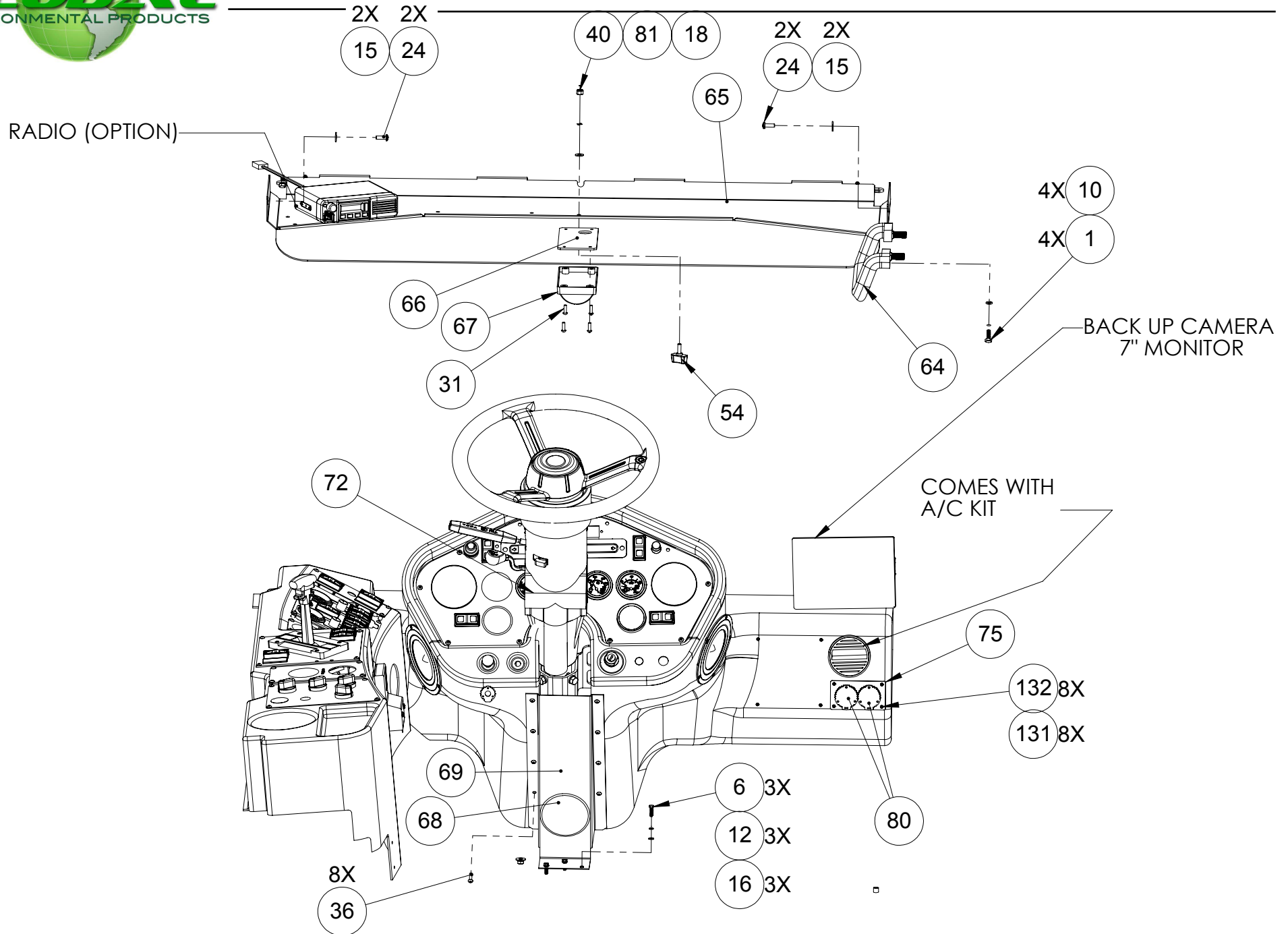
CAB ASSEMBLY











CAB ASSEMBLY



ITEM NO.	PART NUMBER	DESCRIPTION	QTY.
REF	331616	CAB ASSEMBLY	REV 1
1	033145	BOLT,HEX,HEAD,Ø 1/4-20-UNC x 3/4"LG	26
2	031428	BOLT,HEX,HEAD,Ø 1/4-20-UNC x 1½"LG	23
3	304720	BOLT,HEX,HEAD,3/4-10-UNC x 4"LG	4
4	026205	BOLT,HEX,HEAD,Ø 1/4-20-UNC x 5½"LG	1
5	034423	BOLT,HEX,HEAD,3/8-16-UNC x 1" LG. GR8	4
6	318833	BOLT,HEX,HEAD,Ø #10-24-UNC x 3/4"LG	5
7	031433	BOLT,HEX,HEAD,5/16-18-UNC x 1"LG	4
8	330838	BOLT,HEX,HEAD,3/8-24-UNF x 1 1/4"LG	6
9	030483	BOLT,HEX,HEAD,5/16-18-UNC x 3/4"LG	9
10	030643	WASHER,SPRING LOCK,Ø 1/4"	54
11	030605	WASHER,SPRING LOCK,Ø 3/8"	10
12	035604	WASHER,SPRING LOCK,Ø #10	31
13	030373	WASHER,SPRING LOCK,Ø 5/16"	32
14	030557	WASHER,FLAT,USS,Ø 3/8"	7
15	035605	WASHER,FLAT,Ø 1/4",USS,(3/4" O.D.)	39
16	036645	WASHER,FLAT,Ø #10,SAE NARROW	6
17	030489	WASHER,FLAT,Ø 5/16",USS,WIDE,7/8" O.D.	16
18	609606	WASHER,FLAT,Ø 1/4",SAE NARROW	1
19	038266	WASHER,FLAT,Ø 3/8",SAE NARROW	4
20	651420	WASHER,FLAT,Ø 5/16", SAE NARROW, 11/16" O.D.	17
21	310625	Bolt,Carriage,Round Head,5/16-18-unc x 2 1/4" lg.	3
22	038198	SCREW,PAN HEAD,CROSS DRIVE,#10-32-UNF X 1" LG.	10
23	325770	SCREW,PAN HEAD,CROSS DRIVE,1/4"-20-UNC X 3/4" LG.	2
24	032094	SCREW,PAN HEAD,CROSS DRIVE,1/4"-20-UNC X 3/4" LG.	7
25	325422	SCREW,PAN HEAD,CROSS DRIVE,#10-32-UNF X 3/4" LG.	2
26	600807		8
27	E353726	WASHER, CAB MOUNT	8
28	900105	NUT, KEPS #10-24 (ZP)	4
29	E353604	WASHER- SQ., SIDE CONSOLE	4
30	316585	NUT,PANEL #10-24,"U" SINGLE FIT.187" BLK	2
31	006810	SCREW, ROUND HD CROSS,#10-24-UNF x 1/2"LG.	11
32	030617	NUT, HEX, 5/16-18-UNC	9
33	030599	NUT, HEX, 3/8-16-UNC	2
34	030703	NUT, HEX, 1/4-20-UNC	2

ITEM NO.	PART NUMBER	DESCRIPTION	QTY.
35	321647	SCREW,BUTTON HEAD,SOCKET CAP,5/16-18-UNC X 1" LG.	4
36	317677	SCREW,BUTTON HEAD,SOCKET CAP,#10-32-UNC X 3/4" LG	43
37	326455		1
38	317725	NUTSERT- 10-32, ALUM. KNURLED	34
39	303265	NUT,HEX,NYLON LOCK,3/4-10-UNC	4
40	612667	NUT,HEX,NYLON LOCK,1/4-20-UNC	1
41	600808	NUT,HEX,NYLON LOCK,#4-40-UNC	7
42	057732	SCREW,SOCKET HEAD CAP,5/16-24 UNF X 1" LG.	8
43	314943	SCREW,SOCKET HEAD CAP,1/4-20 UNC X 1" LG.	4
44	351636	GROMMET, RUBBER Ø3/8" ID (1/8 x Ø5/8 GROOVE)	1
45	18010-5	WIRE & TUBE CLIP - 3/4"	1
46	330891	NUT,HEX,JAM,3/8-24-UNF	2
47	353676	SCREW,SOCKET HEAD C'SUNK,#10-32 UNF x 1/2" LG.(S.S.)	8
48	325138	SCR TYP A #10X5/8 OVL W/CS WAS	6
49	057732	SCREW,SHOULDER,Ø5/16x5/8"LG (1/4-20-UNC)	1
50	331463	CAB DOOR ASSEMBLY	1
51	356953	MIRROR MOUNT BRACKETS	1
52	356959	MIRROR MOUNT BRACKET UPPER_RH	1
53	331511	STANDARD CAB, WELDMENT (M3 & M4)	1
54	325172	KNOB, BAR 1/4-20UNC X 3/4 STUD	1
55	325456	SHIFTER-LH MOUNT ASSY, RWK	1
56	318872	GAUGE PANEL ASSY-PICKUP BROOM	1
57	325076	SHIFT LEVER SWITCH PANEL ASSY	1
58	331021	PANEL ASSY, GB/ELEV, MX3J	1
59	324555	SW PANEL ASSY WTR PUMP/HOPPER	1
60	324641	PANEL ASSY - LIGHT SWITCH	1
61	325232	A/C HEATER CONTROL PANEL ASSY	1
62	353603	SIDE CONSOLE-INSTRUMENT PANEL	1
63	321621	VISOR, BUS, NYCCUM(N)	1
64	E318795	OFFSET HANDLE	1
65	354306	UTILITY TRAY	1
66	E317628	PAD, RUBBER-DOME LAMP	1
67	317629	LIGHT (DOME LAMP)	1
68	301216	PLUG-BUTTON, PLASTIC, 3.5"DIA	1
69	E353434	COVER-STEERING COLUMN	1
70	311708	HORN BUTTON ASSEMBLY	1

CAB ASSEMBLY



ITEM NO.	PART NUMBER	DESCRIPTION	QTY.
71	E318394	STEERING WHEEL - 16", 3 SPOKE	1
72	318395	STEERING COLUMN REWORK	1
73	331053	PANEL ASSY, FRONT CONSOLE, M4C	1
74	353605NY	DASHBOARD-CAB, NYC	1
75	E324502	PLATE, RECEPICAL MTG - DUAL	1
76	310911	RECEPTACLE COVER	2
77	330078	REAR CAMERA SYSTEM W/7"MONITOR	1
78	324964	CONTROLLER SX	1
79	325200	PROTECTIVE CAP, RECEPTACLE	1
80	324569	COVER, RECEPTACLE	2
81	325171	WASHER, WAVE SPRING 1/4 PLAIN	1
82	026025	NUT,HEX, 5/16-18-UNC,CONELock	1
83	331920	CAB FRONT NOSE, ASSY	1
84	325735	SHIM, NOSE HINGE	2
85	1010996	ANGLE - MTG GAS STRUT	2
86	317021	GAS SPRING ASSEMBLY	2
87	353871	WIPER COVER & MTG PANEL	1
88	312700	WIPER MOTOR ASSEMBLY	1
89	354330	WINDSHIELD, M-CAB	1
90	E301876	GLASS - REAR	1
91	330817	WINDOW FRAME LH	1
92	E325332	AC KIT	1
93	331737	ACCESS PANEL A/C-HEATER FIBERGLASS	1
94	E354282	SUPPORT POST-SERVICE DOOR, WELDMENT	1
95	E324516	FLOORMAT REAR	1
96	353875	BUDDY SEAT INSTALLATION	1
97	E354310	PLATE-BENT, COVER ECU, WELDMENT	1
98	326011	PLATE, BENT, DOOR SEAL PROTECTOR	1
99	324564	ARM WIPER-WET	1
100	E317815	WELDMENT, C-HOLD (STEERING COLUMN)	1
101	E300769	CENTER BONDED MOUNT (RUBBER)	4
102	316120	BLADE - WIPER	1
103	E314475	PLATE MOUNTING - FOUR VALVE	1
104	044152	HORN 12V	1
105	890701094	EXTRUSION-WINDOW (.08330)	1
106	890701	EXTRUSION-WINDOW (.08330)	1

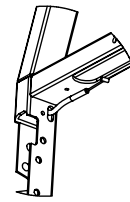
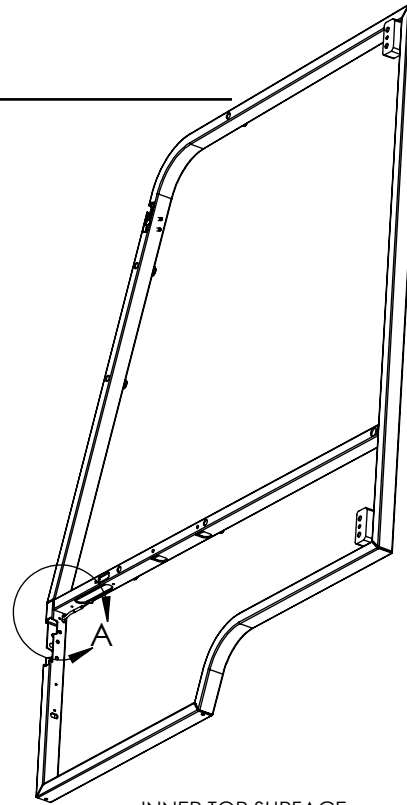
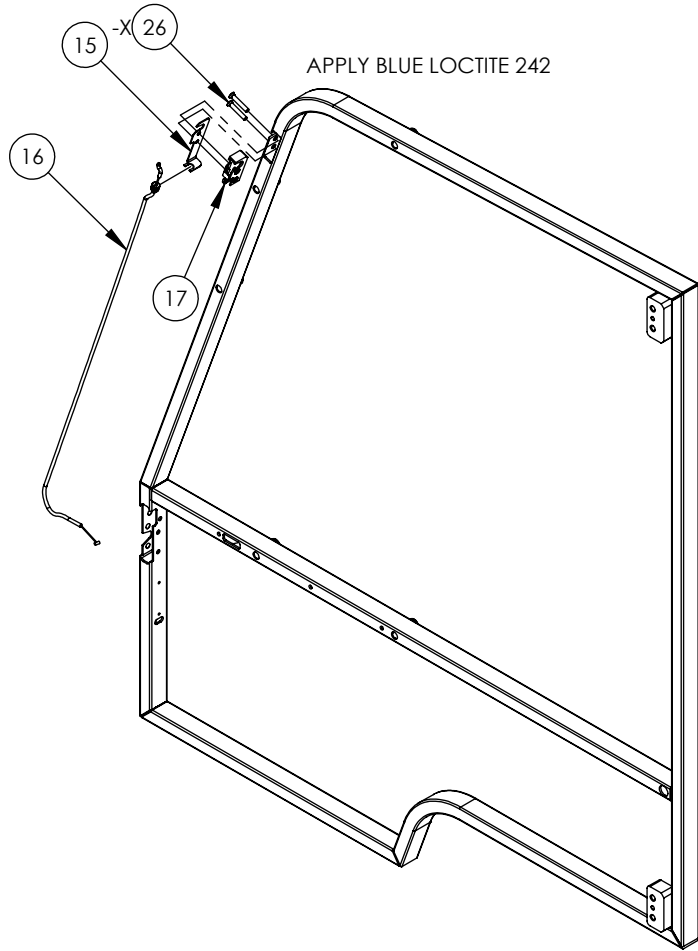
ITEM NO.	PART NUMBER	DESCRIPTION	QTY.
107	326454	DUST COVER, RUBBER PLUG	1
108	324997	RESERVOIR WASHER BOTTLE 2L	1
109	E325022	PLATE, COVER	1
110	E301388	HANDLE	2
111	316872	STRIKER BOLT	1
112	306003	ADAPTOR KIT	1
113	E323444	PLATE, COVER - SPINDLE ACCESS	1
114	317285	TEETHERS ADJUSTABLE	2
115	E317283	SEAT BELT	1
116	E317817	PLATE-BENT, C-HOLD (STEERING COLUMN)	1
117	326989	LIGHTBAR ASSY, 2-1/2" - STD	1
118	325117	RETAINER, PANEL-PLASTIC	4
119	E324518	FLOORMAT KICK PANEL	1
120	E324676	FLOORMAT CORNER PATCH	1
121	324909	DECAL, WATER VALVE	1
122	325291	TRIM SEAL- FLEXIBLE 5/8 DIA	1
123	330203	ECU BOX ASSY M4C, ISB13	1
124	331739	SERVICE DOOR FIBERGLASS	1
125	E327242	LATCH, FLUSH- SERVICE DOOR	1
126	E314476	PLATE SPACER THREE BALL VALVE	1
127	E314477	BRACKET, MOUNT - THREE VALVE	1
128	324907	WATER VALVE ASSY- M3	1
129	E318687	SANDWICH MOUNT RUBBER 25X10A-1/4X20 CR55	4
130	325201	RECEPTACLE, 3 WAY	1
131	326556	COUPLER, 1/8 TUBING - NYLON	1
132	E324517	FLOORMAT, FRONT	1
133	E326420	SPACER, 1/8 PIPE X 0.34 LG	3
134	E353877	ANGLE, RECEIVER DRIER WELDMENT	1
135	327241	LATCH, FLUSH-ECU BOX	1
136	896922	TAPE-SEAL, 4" WIDE	1
137	325452	PEDAL & BRAKE INSTL	1
138	325859	HOSE ASSY-AC 5/16 ID X 18 CUT	1
139	325666	PUSHNUT, COVERED 3/16 SHAFT	7
140	896891	RUBBER-.25 X .75,CLOSED CELL	2
141	323610	COPPER GROUND TERMINAL 14POS	1
142	325857	HOSE ASSY-AC 5/16 ID X 46 CUT	1
143	329981	HOSE ASSY A/C 13/32 ID X 272LG	1



ITEM NO.	PART NUMBER	DESCRIPTION	QTY.
144	315820022	TRIM SEAL- FLEXIBLE 22.5" LG	2
145	E323652	GROUND BAR HOLDER COPPER	1
146	896853006	NON-SKID TAPE	2
147	331141	HINGE MOUNT, UPPER	2
148	331533	DOOR HINGE WLDMNT	2
149	331142	HINGE MOUNT, LOWER	2
150	323129		1
151	329726	DECAL, ECU-BOX, M4C	1
152	331358	UPHOLSTERY KIT-CAB INTERIOR	1
153	375314	BRACKET WLDMT - VISOR	2
154	356960	MIRROR MOUNT BRACKET LOWER_LH	1
155	356961	MIRROR MOUNT BRACKET UPPER_LH	1
156	357025	PLATE-BENT BOTTOM, FRONT LATCH	1
157	357043	PLATE-LATCH FRONT ADJ. WLDMT	1

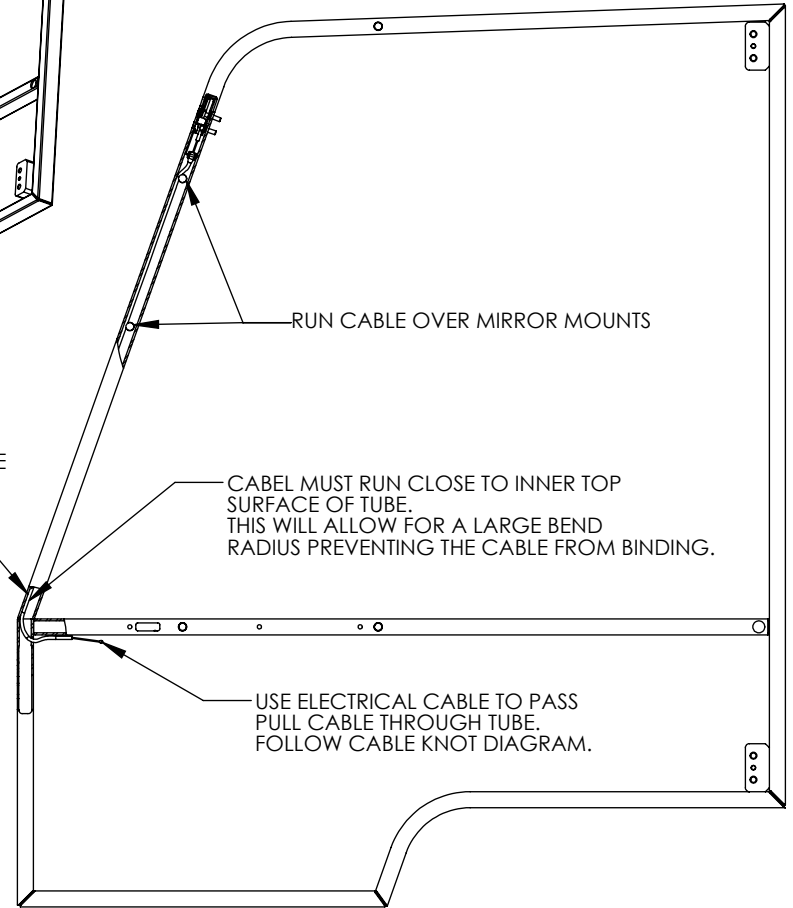
NOTES
NOTES

DOOR ASSEMBLY



DETAIL A
SCALE 1 : 8

INNER TOP SURFACE
OF TUBE



18 25

PRIOR TO INSTALLING HANDLE PANEL TO FRAME.
APPLY SILICONE SEALANT AS SHOWN WITH THE BROKEN LINE.
APPROX THICKNESS SHOULD BE BETWEEN 1/8" - 1/4".

RUN CABLE THRU SLOT

KEEP DRAIN HOLE
CLEAR FROM SILICONE

KEEP DRAIN HOLE
CLEAR FROM SILICONE AFTER
PANEL INSTALLATION.

37

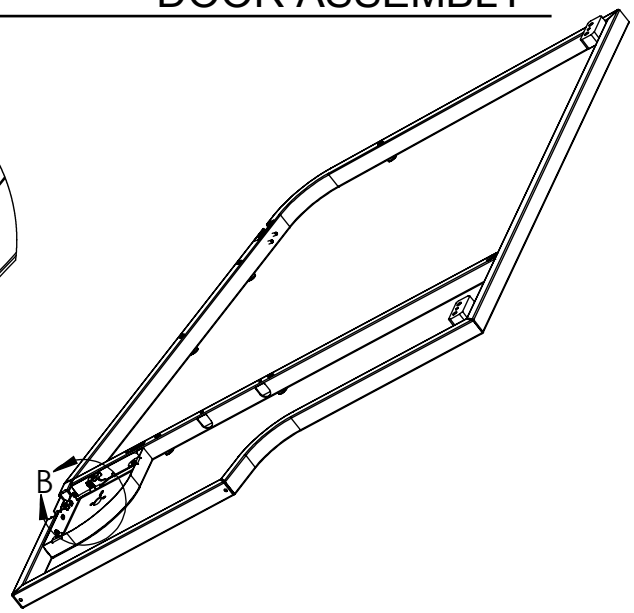
25 3 35

-X

25

18

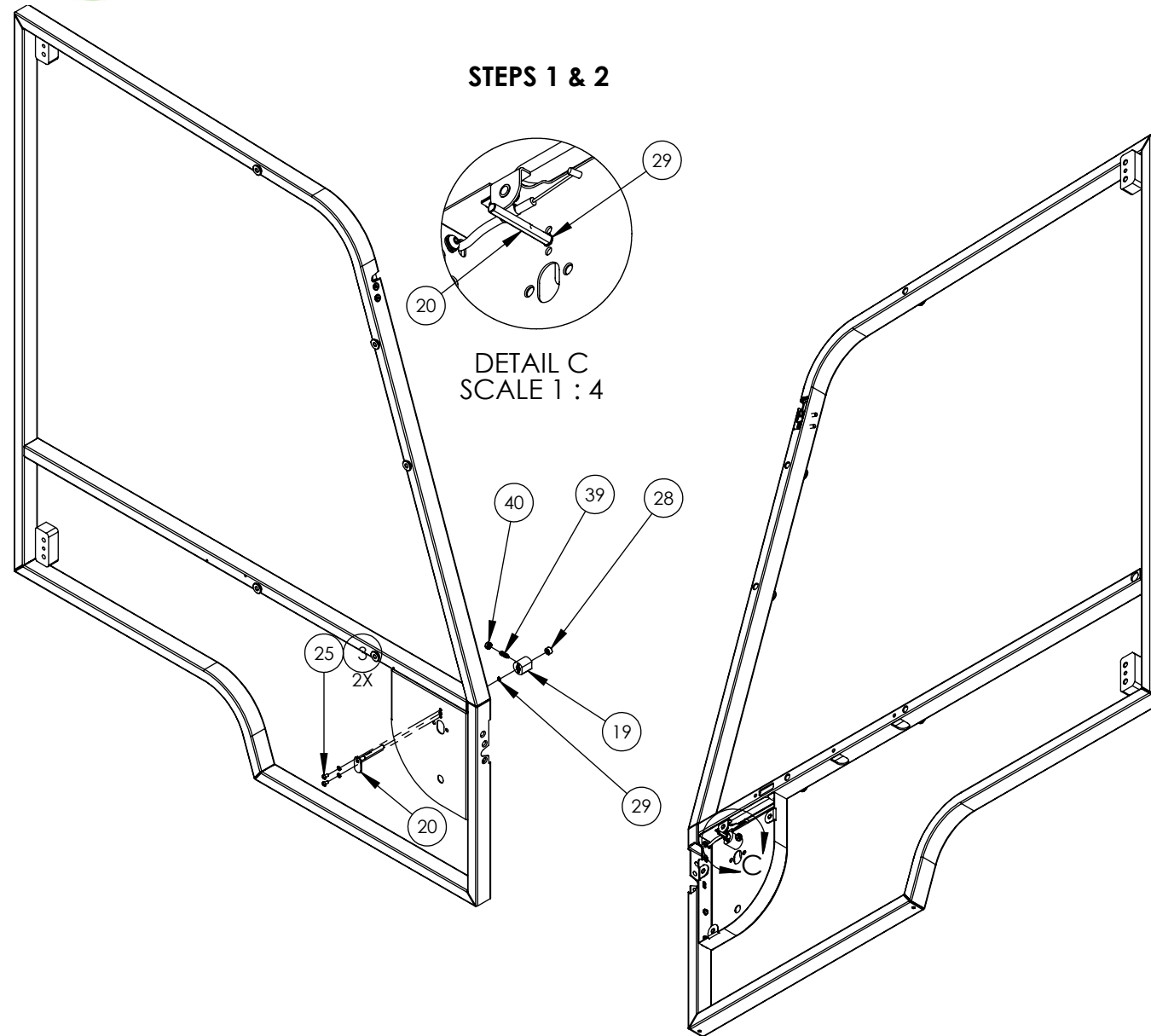
DETAIL B
SCALE 1 : 4



IMMEDIATELY AFTER PANEL HAS BEEN INSTALLED
REMOVE EXCESS SEALANT FROM FRONT AND BACK SIDES
WITH 3M (P.A.-1) SQUEEGEE

USE ALCOHOL TO REMOVE ANY REMAINING MATERIAL
FROM SURFACES.

STEPS 1 & 2



STEP 1:
INSERT ITEM 20 THROUGH PANEL HOLE AS INDICATED BY THE DRAWING.

STEP 2:
ATTCH ITEM 29 TO ITEM 20 GROVE. "DO NOT OVER EXTEND EXTERNAL RING"

STEP 3:
APPLY GREASE TO ITEM 20 SHAFT.

STEP 4:
INSERT ITEM 20 THROUGH ITEM 19.

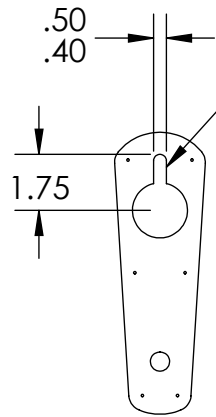
STEP 5:
SECURE ITEM 19 USING ITEMS 3 AND 25 (SNUG TIGHT).

STEP 6:
CONFIRM THAT ITEM 20 IS FREE TO ROTATE.

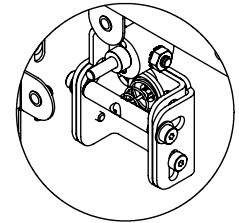
STEP 7:
INSERT ITEM 39 INTO ITEM 19 WHILE TURNING ITEM 20 BETWEEN OPEN AND CLOSE POSITIONS. CONTINUE TO INSERT ITEM 39 UNTIL IT BOTTOMS OUT PREVENTING ITEM 20 FROM ROTATING. BACK OFF ITEM 39 ONE COMPLETE TURN. ITEM 20 SHOULD NOW BE FREE TO ROTATE. IF NOT, DO ANOTHER COMPLETE TURN OF ITEM 39.

STEP 8:
WITH ITEM 20 FREE TO ROTATE BETWEEN OPEN AND CLOSE POSITIONS. SECURE ITEM 39 USING ITEM 40 (SNUG TIGHT).

DOOR ASSEMBLY

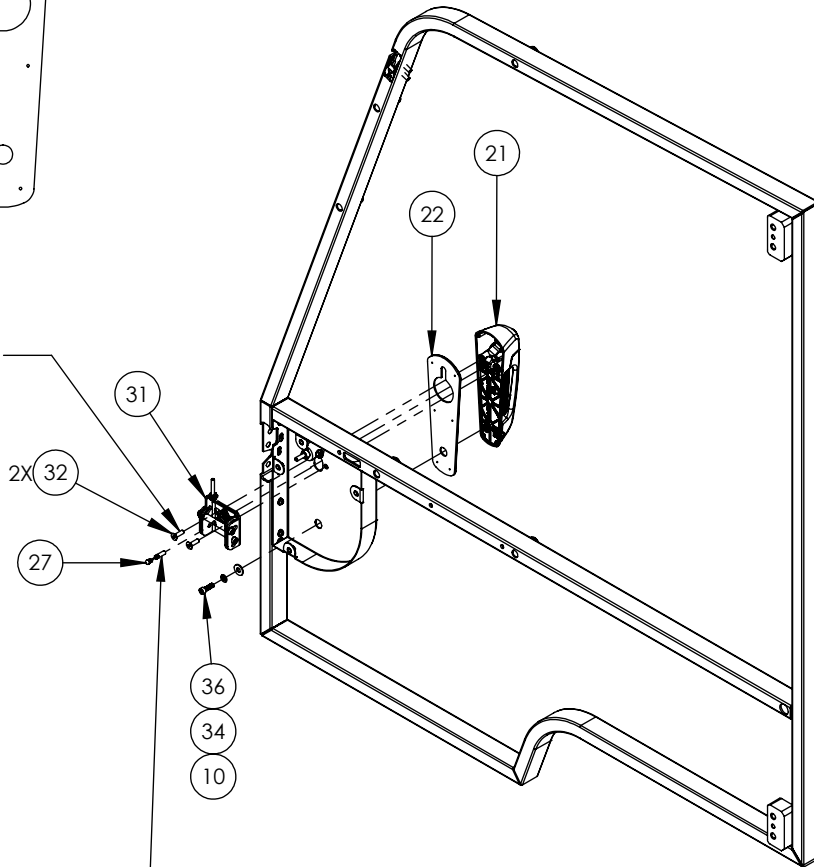


THIS SLOT NEEDS TO BE CUT OUT PRIOR TO ATTACHEING THE HANDLE.
 SLOT CAN BE CUT OUT USING A RAZOR BLADE.
 SLOT DOES NOT NEED TO HAVE A RADIUSSED TOP, A FLAT TOP IS OKAY.

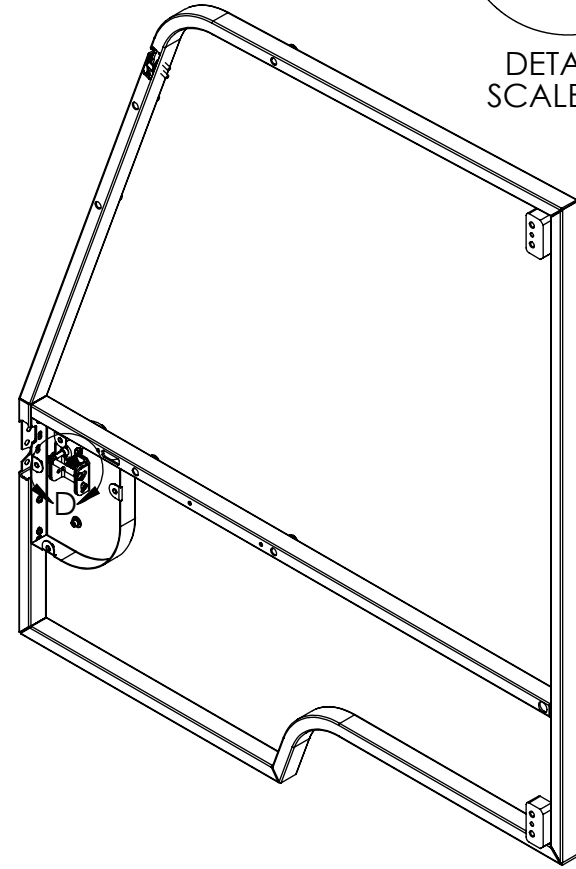


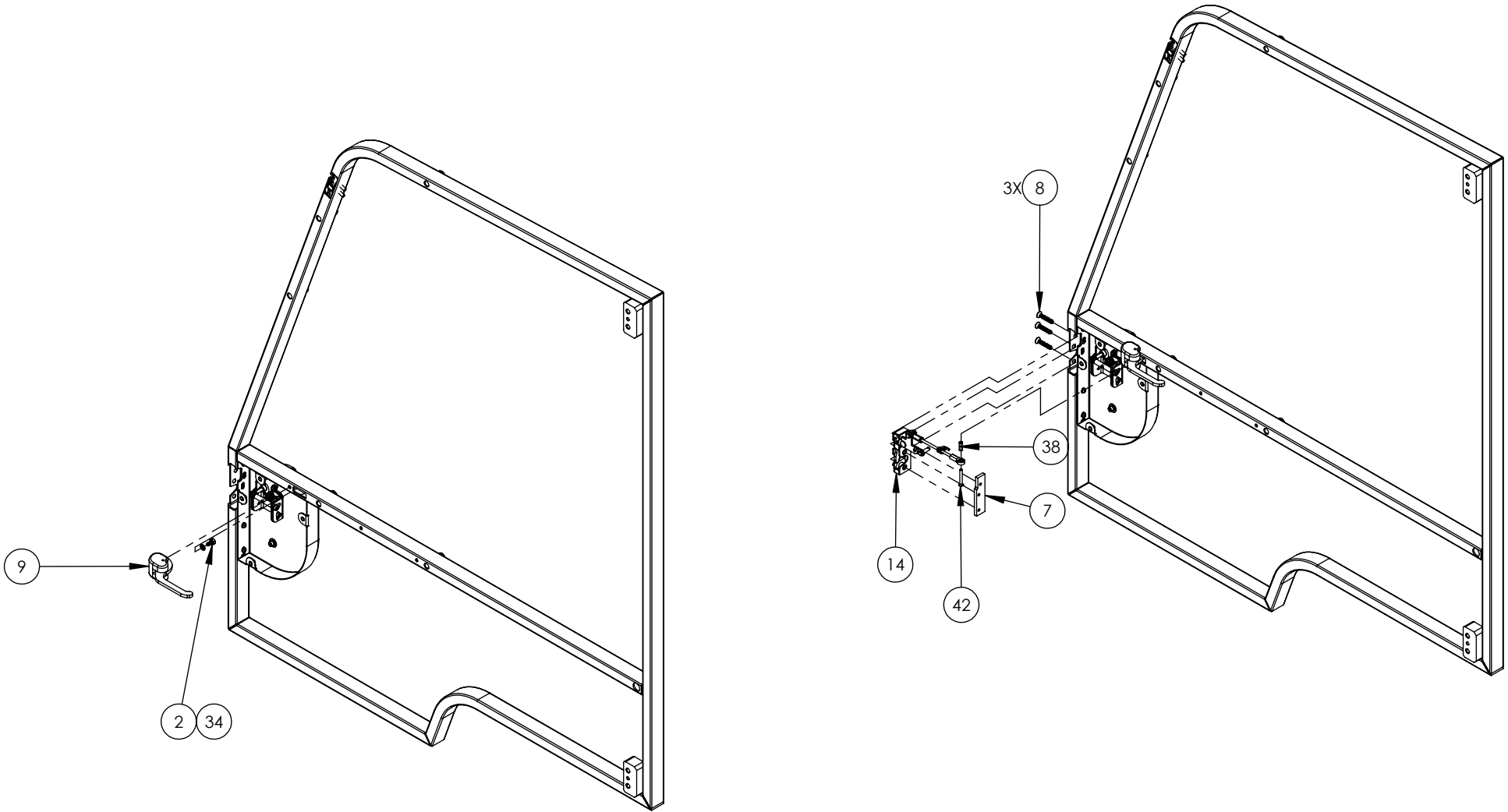
DETAIL D
 SCALE 1 : 4

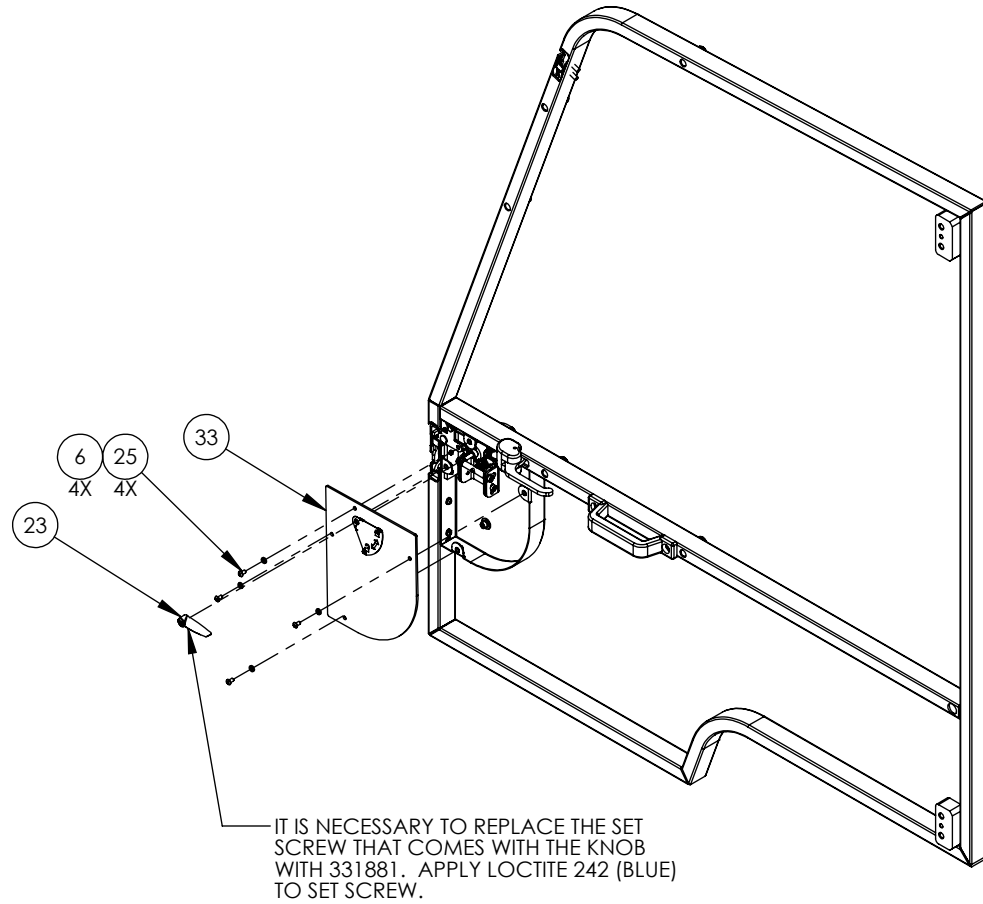
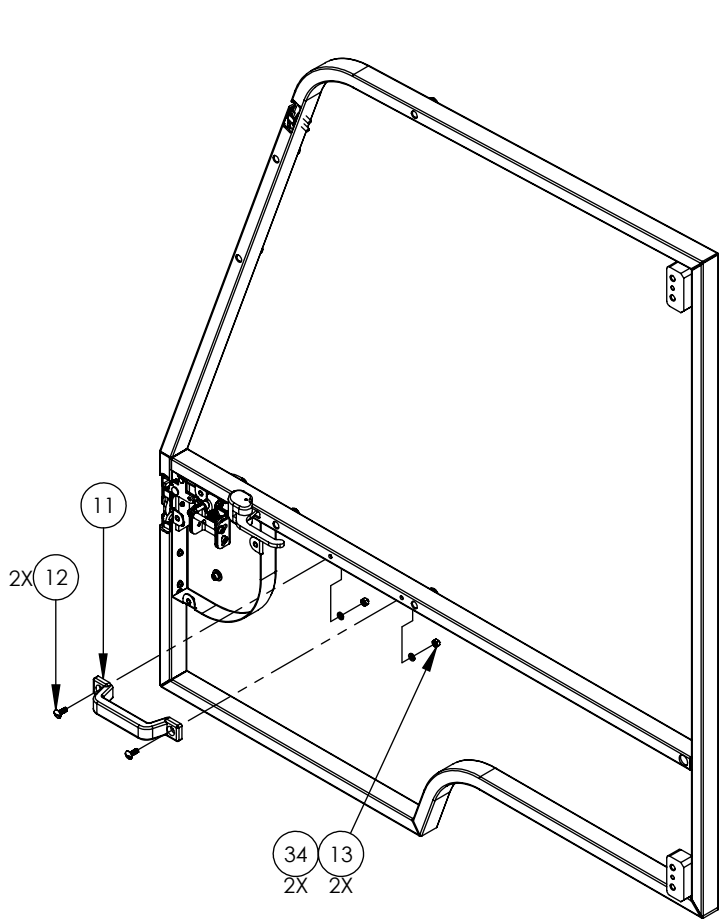
APPLY LOCTITE 242 TO THREAD

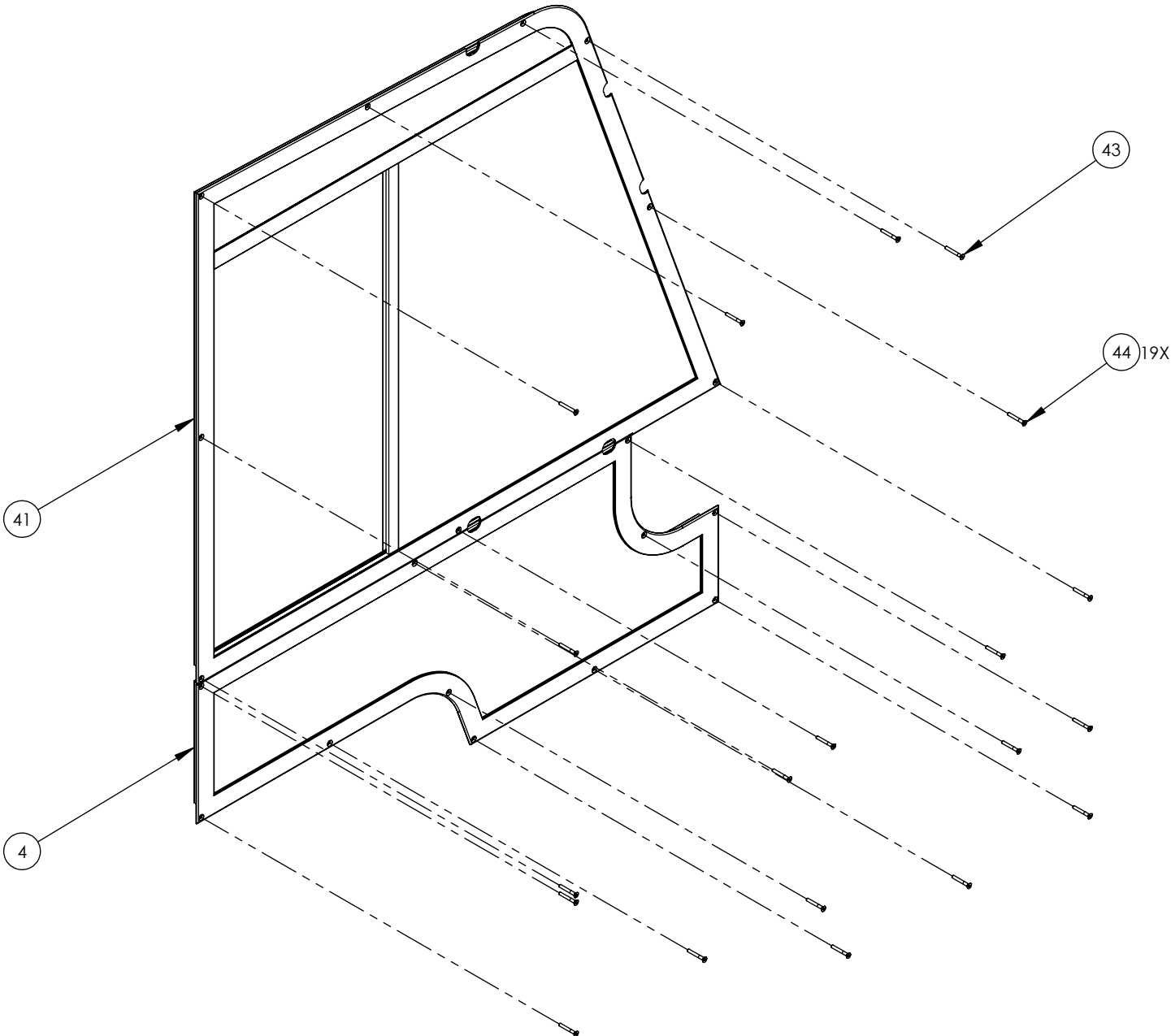


APPLY LOCTIE 242 TO THREAD
 INSERT MICRO CABLE UNTIL HEAD IS BELOW SHAFT SURFACE
 SEE DETAIL D





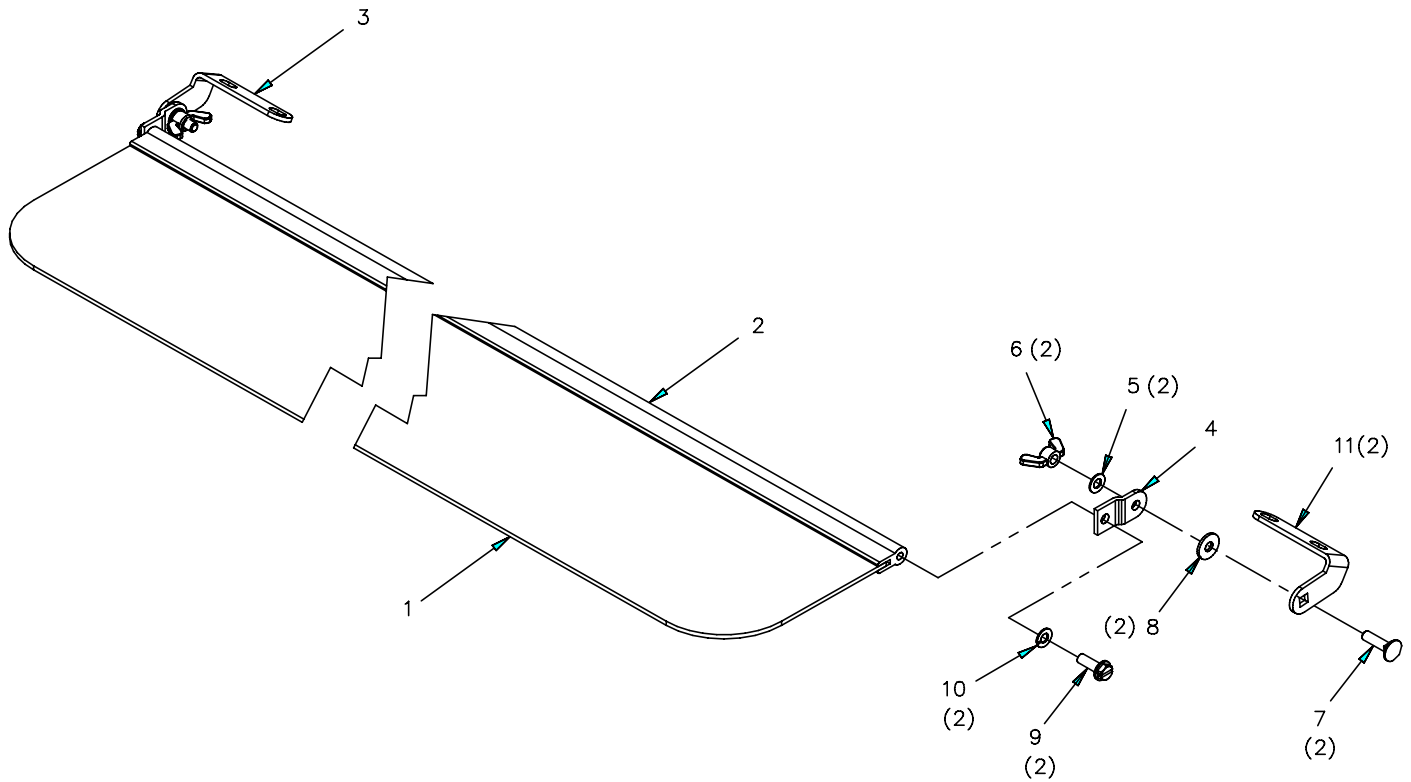




ITEM NO.	PART NUMBER	DESCRIPTION	QTY	REV
REF	331463	CAB DOOR ASSEMBLY W/PULL HNDL	1	REV 2
1	331531	DOOR FRAME WLDMNT W / SQUARE HINGES	1	-.6
2	031428	BOLT,HEX,HEAD,Ø 1/4-20-UNC x 1\2"LG	1	A.8+
3	035604	WASHER,SPRING LOCK,Ø #10	6	-.3
4	330818	CAB DOOR WINDOW_LOWER	1	-.2+
6	331124	NEOPRENE RUBBER WASHER	4	-.1+
7	331126	PLATE - LATCH	1	-.1+
8	331127	FLAT-HEAD SOCKET CAP SCREW, 1/4"-20 X 1.5" LG	3	-.1+
9	331523	INTERIOR DOOR HANDLE ASSEMBLY	1	-.1+
10	035605	WASHER,FLAT,Ø 1/4",USS,(3/4" O.D.)	1	-.9+
11	E318797	PULL HANDLE	1	-.1+
12	900114	SCREW,TRUSS HEAD,FLAT DRIVE,1/4-20--UNC X 3/4" LG.	2	-.1
13	030703	NUT, HEX, 1/4-20-UNC	2	-.9+
14	331525	DOOR LOCK LATCH ASSEMBLY	1	-.3
15	331975	PULL CABLE RETAINING PLATE	1	-.1+
16	331454	PULL CABLE	1	-.5+
17	331957	ROTARY LATCH, RH (MODIFIED)	1	-.1+
18	331537	LOOP CLAMP	1	-.1+
19	331484	LOCK SHAFT MOUNT	1	-.6
20	331480	LOCK SHAFT WLDMNT	1	-.5
21	331470	PULL HANDLE	1	-.1+
22	331496	RUBBER DOOR HANDLE GASKET	1	-.1+
23	331485	DOOR LOCK KNOB	1	-.1+
25	331352	SCREW,BUTTON HEAD,SOCKET CAP,#10-32-UNC X 3/4" LG	7	-.9+
26	331372	SCREW,SOCKET HEAD C'SUNK,#1/4-20-UNC x 3/4" LG.	2	-.9+
27	331483	MICRO CABLE	1	-.3
28	331622	SET SCREW SHAFT COLLAR	1	-.1+
29	330784	EXTERNAL RETAINING RING	1	-.1+
31	331722	DOOR RELEASE LATCH ASSEMBLY	1	-.2
32	331749	SCREW FLAT HEAD C'SUNK M6-1.00 x 20mm Lg.	2	-.1
33	331750	HANDLE PANEL COVER ASSEMBLY	1	-.1+
34	030643	WASHER,SPRING LOCK,Ø 1/4"	4	-.3
35	036645	WASHER,FLAT,Ø #10,SAE NARROW	4	-.9+
36	330779	BOLT,SOCKET HEAD CAP,M6 x 1.0 x 20mm LG.	1	-.5+
37	331784	HANDLE PANEL ASSEMBLY	1	-.1+
38	331897	HEX STANDOFF, #10-32, 3/4" LG	1	-.1+
39	331873	SPRING PLUNGER, 1/4"-20 X .75" LG	1	-.1+
40	900105	NUT, KEPS 1/4"-20	1	-.0
41	331769	CAB WINDOW DOOR	1	-.1+
42	331923	FLAT SOCKET HEAD CAP SCREW, #8-32 x 1 1\2" LG SS.	1	-.9+
43	331538	FLAT SOCKET HEAD CAP SCREW, #10-32 x 3/8" LG SS. BLACK OXIDE	1	-.9+
44	331144	FLAT SOCKET HEAD CAP SCREW, #10-32 x 1\2" LG SS. BLACK OXIDE	19	-.9+
45	331952	SCREW,BUTTON HEAD,SOCKET CAP,#10-32-UNC X 3/4" LG	4	-.9+

NOTES
NOTES

Sun Visor Assembly



Item	Pt No.	Description	Qty	Item	Pt No.	Description	Qty
-	321621	Sun Visor Assembly	A Ref	8	325748	Washer, Nylon	2
1	325741	Grey Plexiglass	1	9	325749	Scr, Self-tapping	2
2	325742	Aluminum Hinge	1	10	030643	Washer- Loc Split Pltd 1/4 Gr8	2
3	325743	Bracket, Anglt Mtg (Rh)	1	11	325750	Bracket, Angle Mtg (Lh)	1
4	325744	Bracket End Cap,	2				
5	325745	Washer, Nylon	2				
6	325746	Nut, Wing	2				
7	325747	Bolt, Carriage 1/4 X 1	2				



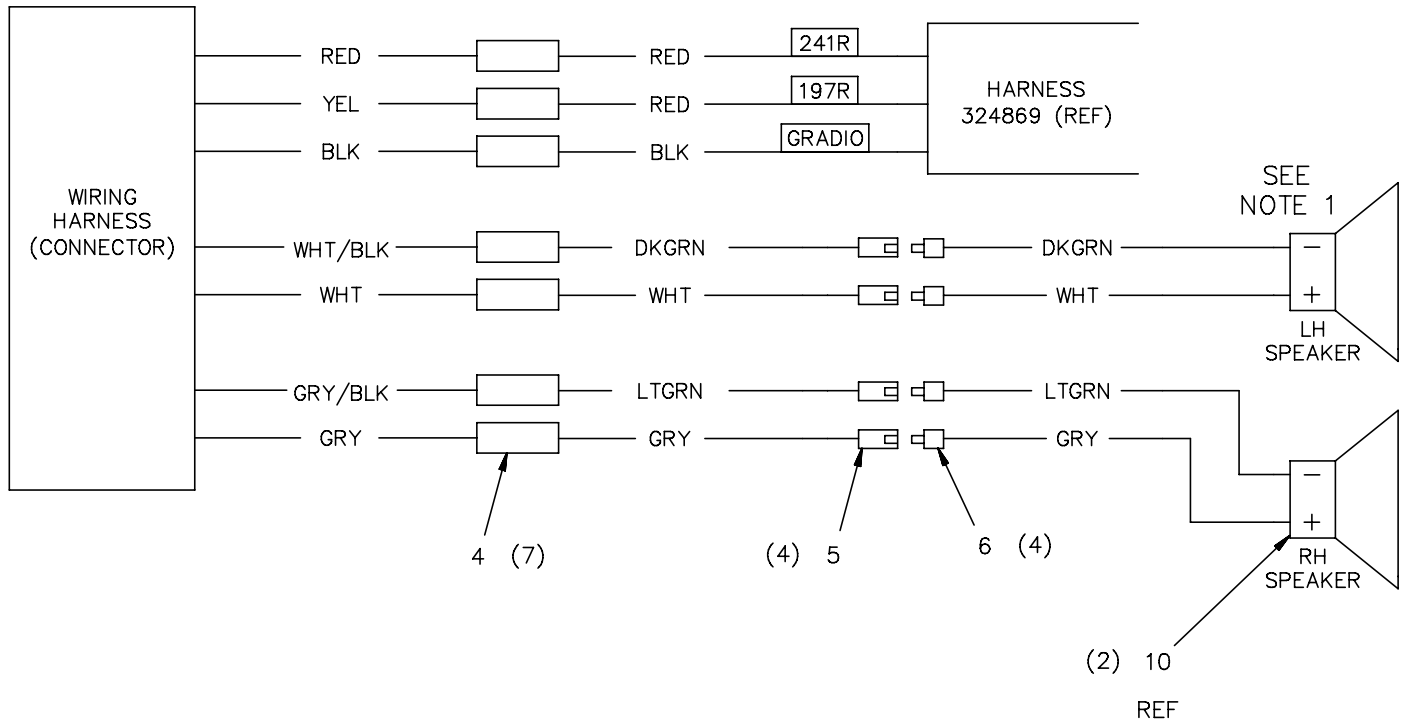
Figure 5



NOTES
NOTES

<hr/> <hr/> <hr/> <hr/> <hr/> <hr/> <hr/> <hr/> <hr/> <hr/>	<hr/> <hr/> <hr/> <hr/> <hr/> <hr/> <hr/> <hr/> <hr/> <hr/>
---	---

Radio Installation

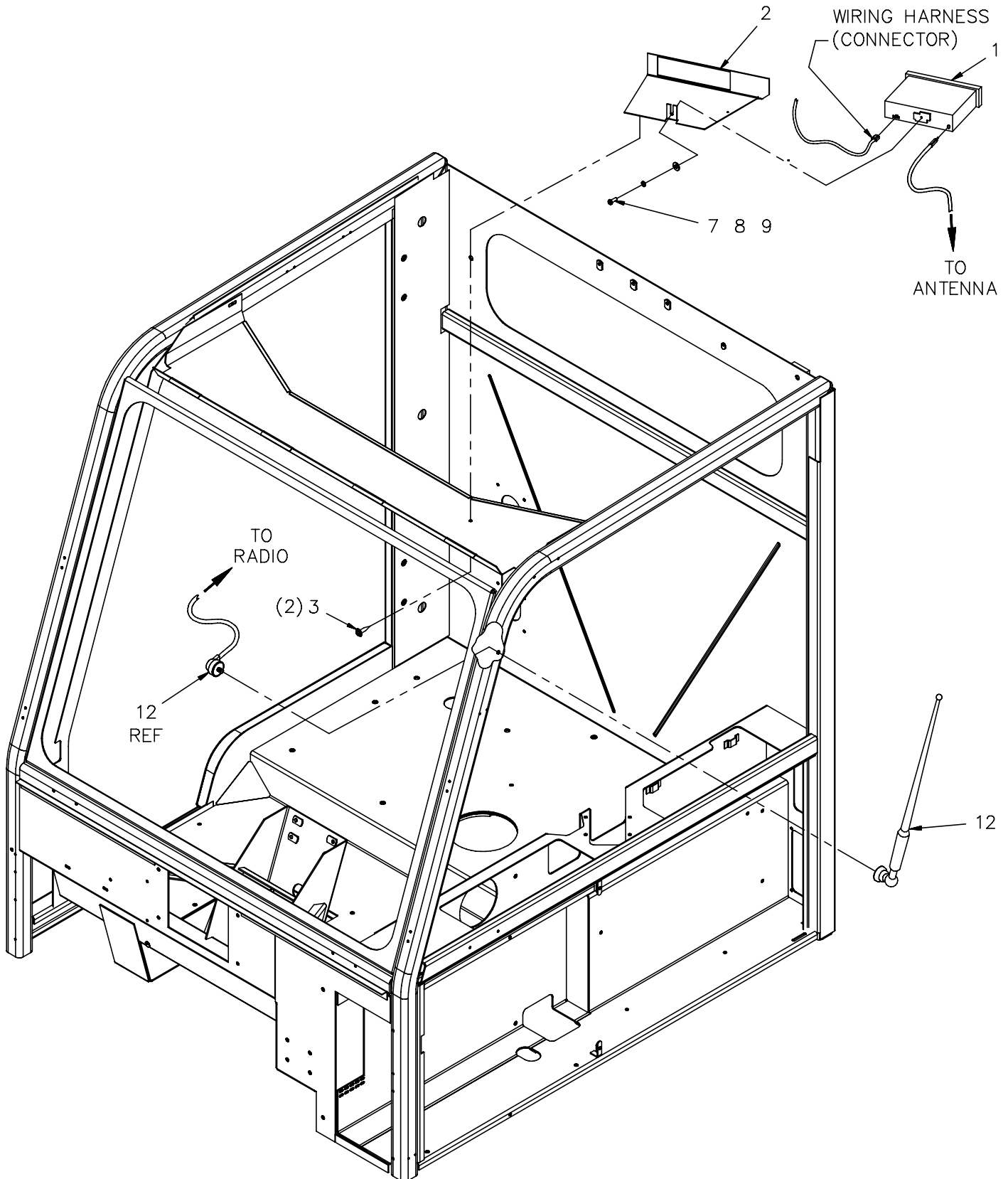


CUT AND ASSEMBLY SHEET

AWG	COLOR	LINE #	LABEL	LNG	FROM	TO	STOCK #	TERM-1		TERM-2	
								JSC P/N	COD	JSC P/N	COD
18	DGRN		LFTSPK	90	RD (WHT/BLK)	SPK CONNECT	896871	352447		352456	NU
18	DGRN		LFTSPK	12	LF SPK (-)	SPK CONNECT	896871	SEE NOTE 1		352445	NJ
18	WHT		LFTSPK	90	RADIO (WHT)	SPK CONNECT	896867	352447		352456	NU
18	WHT		LFTSPK	12	LF SPK (+)	SPK CONNECT	896867	SEE NOTE 1		352445	NJ
18	LGRN		RTSPK	90	RD (GRY/BLK)	SPK CONNECT	896870	352447		352456	NU
18	LGRN		RTSPK	12	RT SPK (-)	SPK CONNECT	896870	SEE NOTE 1		352445	NJ
18	GRY		RTTSPK	90	SEE UP	SPK CONNECT	896868	352447		352456	NU
18	GRY		RTSPK	12	SEE UP	SPK CONNECT	896868	SEE NOTE 1		352445	NJ

1. SOLDER WIRES TO THE SPEAKER.

NOTES:



Radio Installation

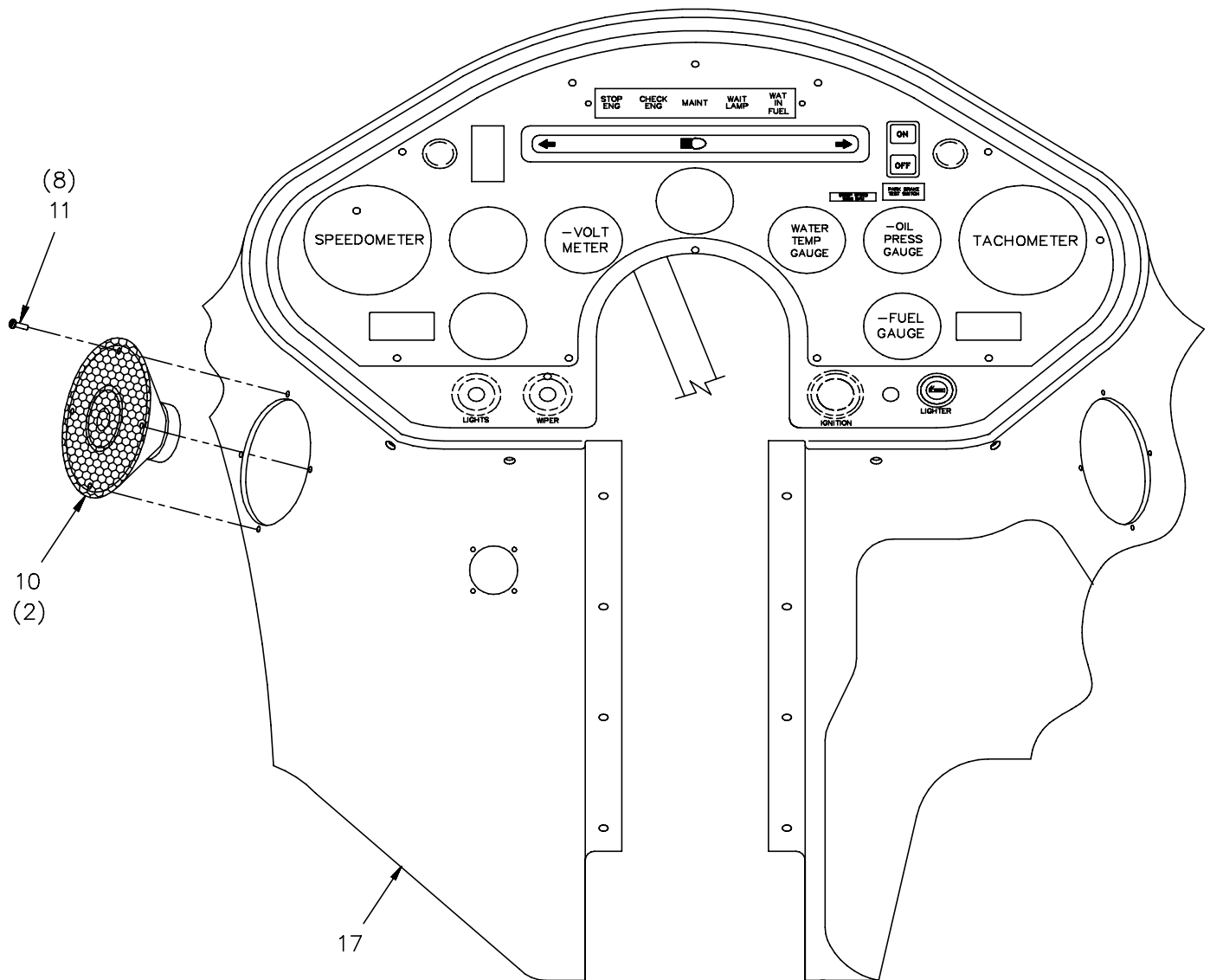
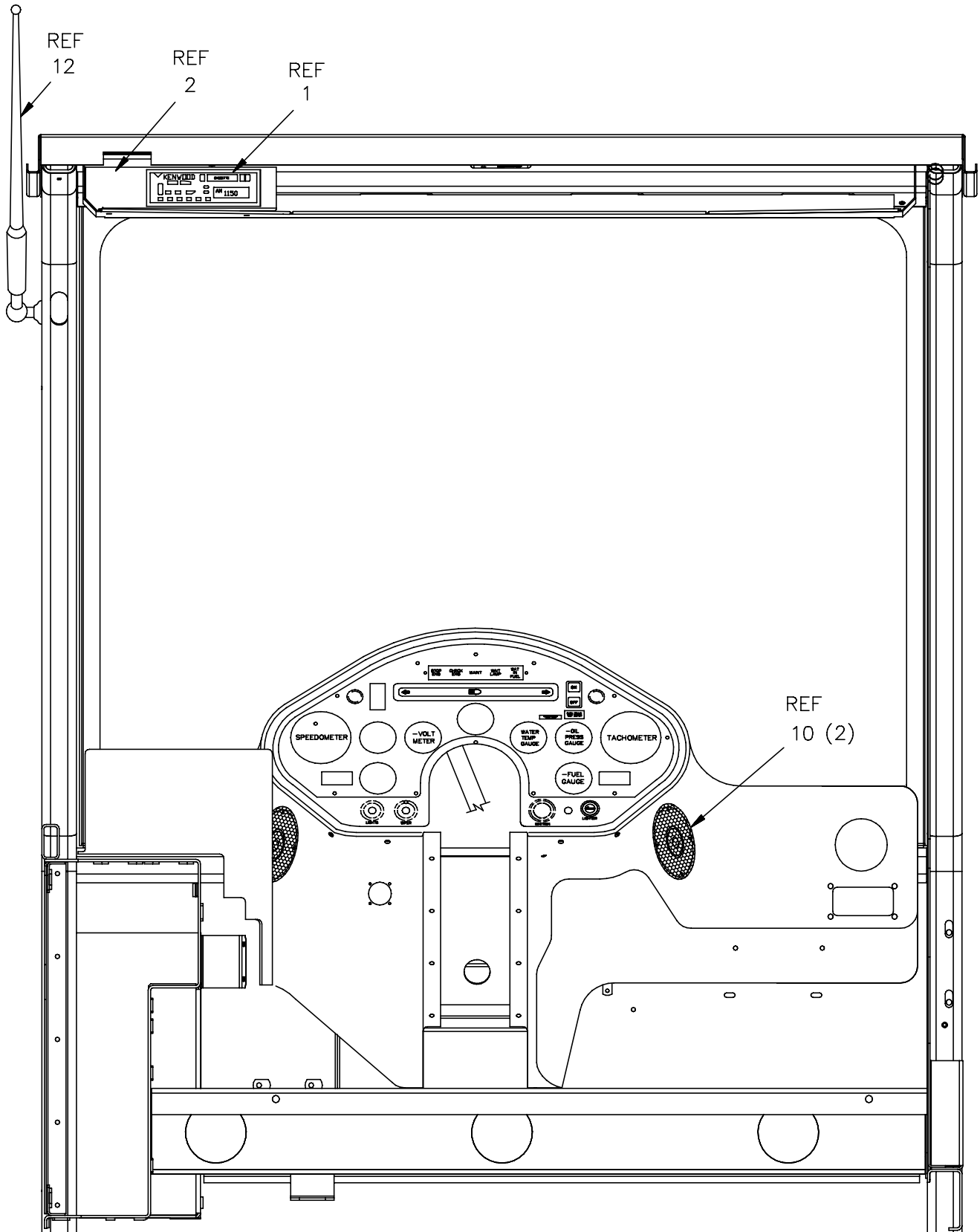



Figure 6



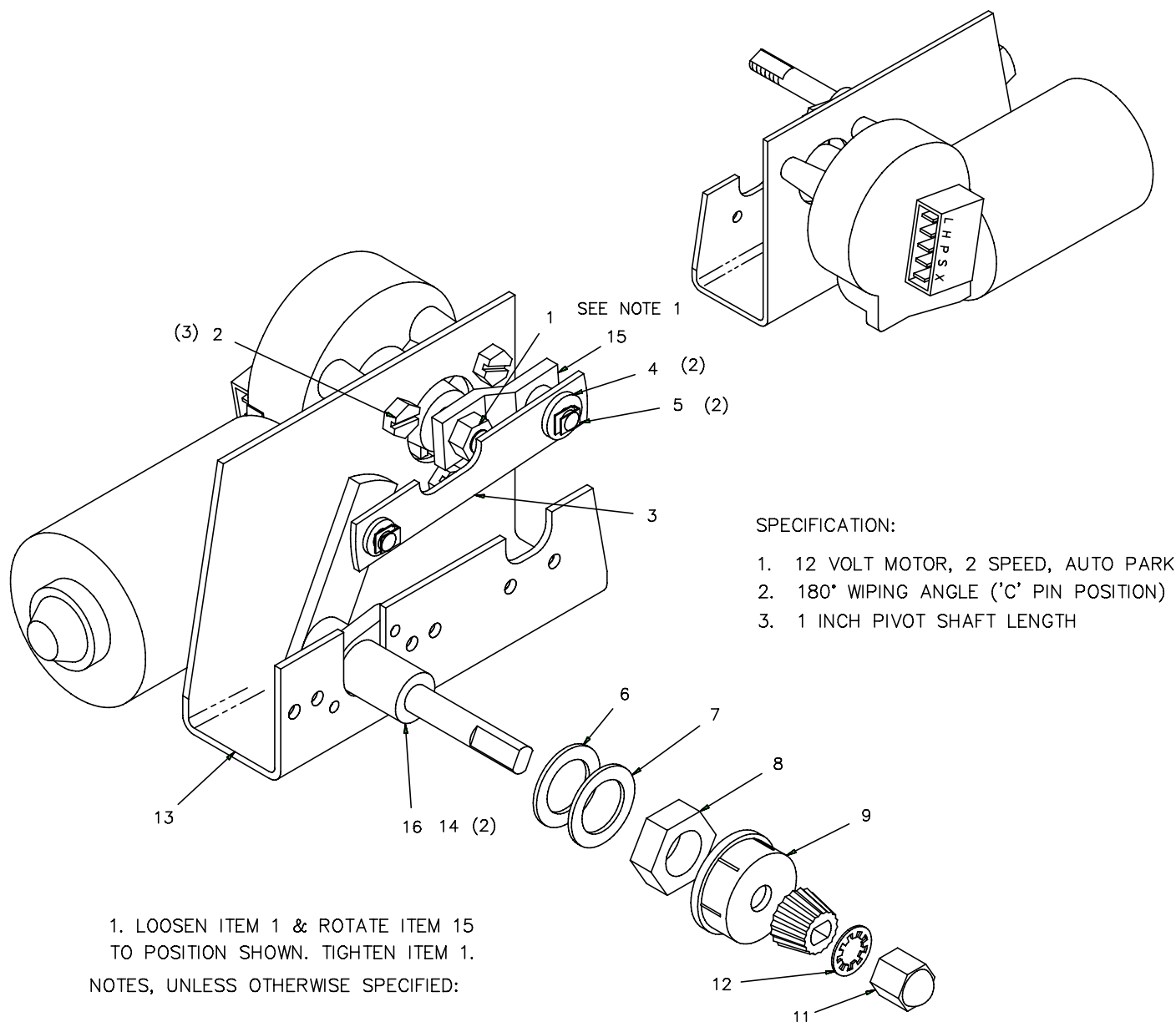
Radio Installation

Item	Pt No.	Description	Qty	Item	Pt No.	Description	Qty
–	A325142	Radio AM/FM Cassette Instl	B Ref	17	353605	Dashboad, Cab	1
1	320749	Radio– Am/Fm, Cassette, LRC420	1				
2	325127	Bracket– Radio	1				
3	325138	Scr– TypeA #10x5/8 Ovl W/Cs Was	2				
4	352447	Permaseal Term– Butt 22–18 Ga	7				
5	352456	Permaseal Trm– Bullet,16–14(Nu)	4				
6	352445	Permaseal Term– (W/D)Bullet (Nj)	4				
7	023639	Scr– Pn Hd Sltd Pld 8–32 X 1/2	1				
8	035604	Washer– Lock Split #10 Plated	1				
9	036645	Washer– Flat Sae Plated #10	1				
10	324991	Speaker– Radio, 4” Dual Cone	2				
11	611474	Scr– Pan Phil Teks #6 X 1/2	8				
12	315313	Antenna	1				
13	896871	Wire– 18 Ga Green	102				
14	896867	Wire– 18 Ga White	102				
15	896870	Wire– 18 Ga Light Green	102				
16	896868	Wire– 18 Ga Gray	102				



NOTES
NOTES

Wiper Motor Assembly



Item	Pt No.	Description	Qty	Item	Pt No.	Description	Qty
–	312700	Windshield Wiper Motor Assy	C Ref	11	312711	Nut	1
1	312701	Nut	1	12	312712	Washer, Flat	1
2	312702	Screw, Mounting	3	13	312713	Bracket	1
3	305983	Connecting Link	1	14	312714	Screw	2
4	312704	Spacing Washer	2	15	312715	Drive Arm	1
5	312705	Spring Clip	2	16	314492	Pivot Shaft	1
6	312706	Washer, Rubber	1				
7	312707	Washer, Steel	1				
8	312708	Nut	1				
9	312709	Cap	1				
10	312710	Knurled Driver	1				

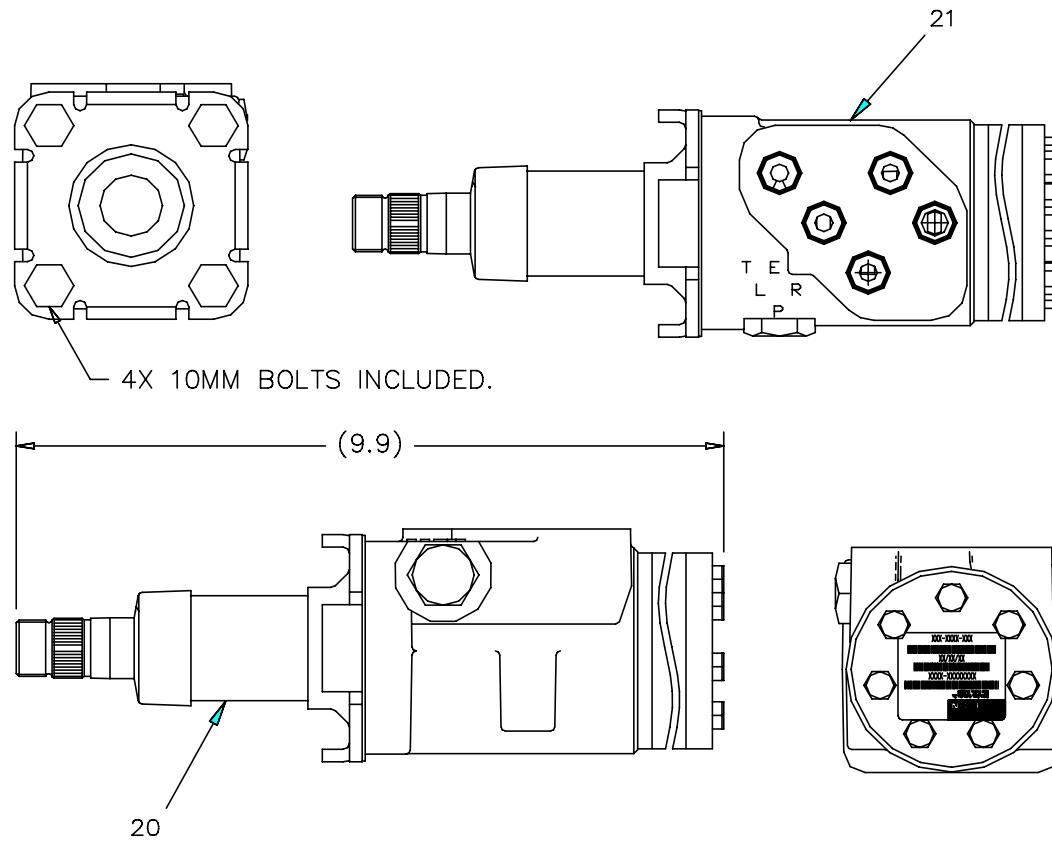
Figure 7



NOTES
NOTES

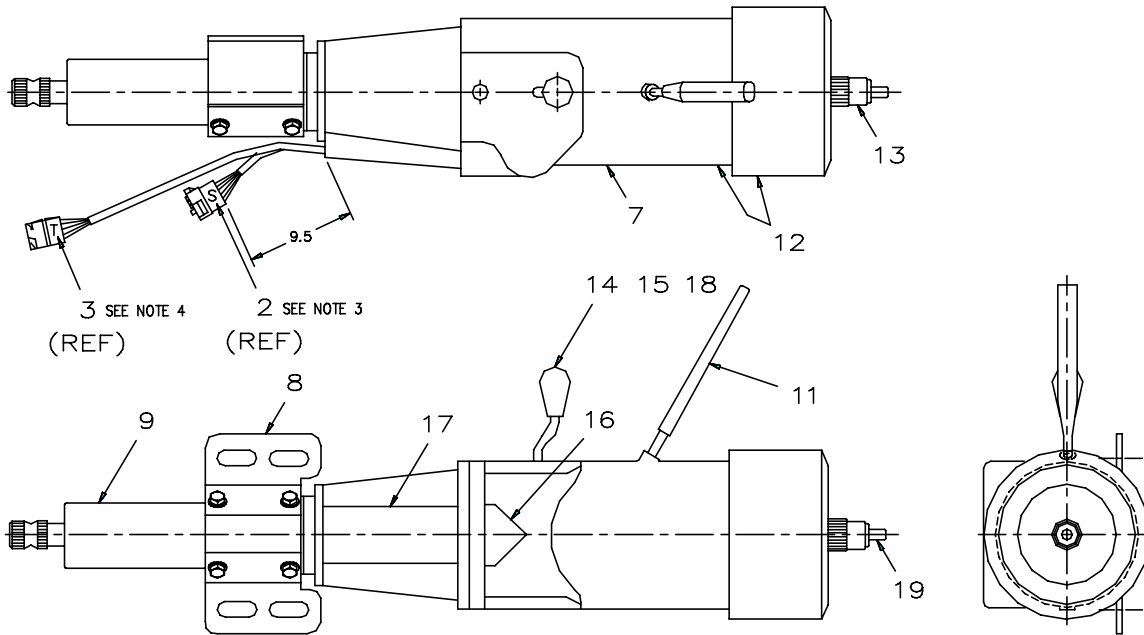
<hr/> <hr/> <hr/> <hr/> <hr/> <hr/> <hr/> <hr/> <hr/> <hr/>	<hr/> <hr/> <hr/> <hr/> <hr/> <hr/> <hr/> <hr/> <hr/> <hr/>
---	---

Steering Column Assembly

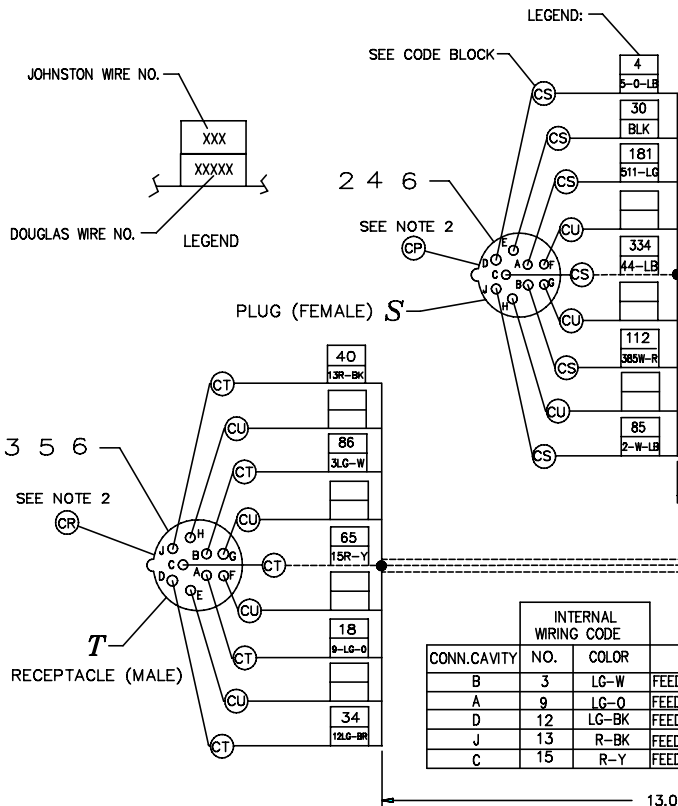


NOTES:

- 2.-HOUSINGS ARE SHOWN FROM TERMINAL INSERTION SIDE.
- 3.-IDENTIFY CONNECTOR WITH LETTER "S" USING A CONTRASTING COLOR.
- 4.-IDENTIFY CONNECTOR WITH LETTER "T" USING A CONTRASTING COLOR.




INTERNAL WIRING CODE			WIRE IDENTITY
CONN.CAVITY	NO.	COLOR	
J	2	W-LB	FEED TO RIGHT FRONT TURN LAMP
D	5	O-LB	FEED TO RIGHT REAR TURN/STOP LAMP
C	44	LB	FEED FROM TURN SIGNAL FLASHER
B	385	W-R	FEED FROM HAZARD WARNING FLASHER
A	511	LG	FEED FROM STOP LAMP SWITCH
E		BLK-Y	HORN WIRE



ELECTRICAL CODE DEFINITION		
CODE	PART NO.	DESCRIPTION
CS	A307897	SOCKET CONTACT (FEMALE)
CU	A307899	SEALING PLUG
CT	A307902	PIN CONTACT (MALE)
CR	B307901	HOUSING CONN. MALE, 9 PIN SEALED
CP	B307896	HOUSING CONN. FEMALE, 9 PIN SEALED

INTERNAL WIRING CODE			
CONN.CAVITY	NO.	COLOR	WIRE IDENTITY
B	3	LG-W	FEED TO LEFT FRONT TURN LAMP
A	9	LG-O	FEED TO LEFT REAR TURN/STOP LAMP
D	12	LG-BK	FEED TO HIGH BEAM HEADLAMPS
J	13	R-BK	FEED TO LOW BEAM HEADLAMPS
C	15	R-Y	FEED FROM HEADLAMP SWITCH

Steering Column Assembly

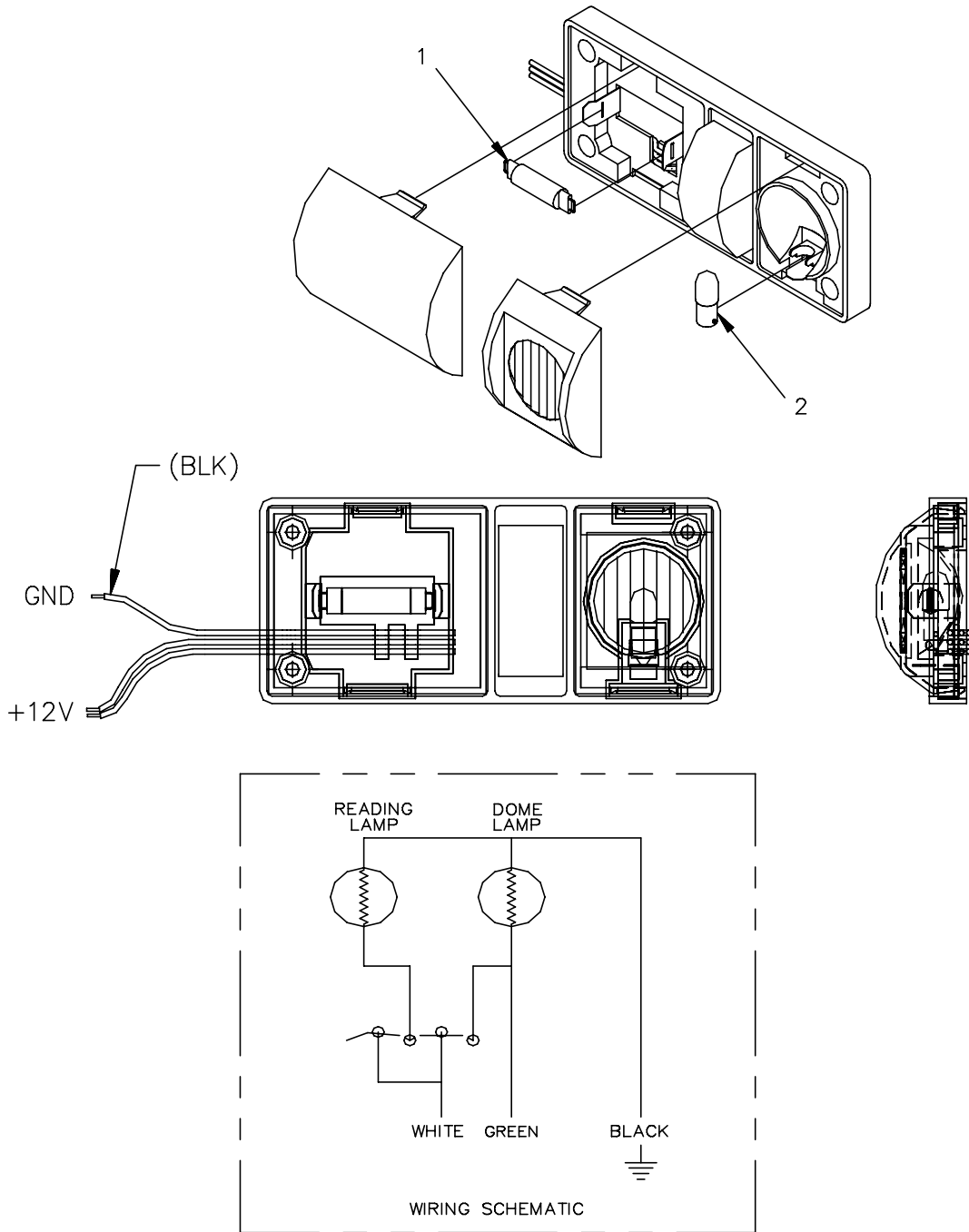
Item	Pt No.	Description	Qty	Item	Pt No.	Description	Qty
-	318395	Steering Column Assembly	B Ref		325329	Steering Valve & Shaft Assembly A	1
2	307896	Receptacle	1	20	325321	Steering Valve	1
3	307901	Plug	1	21	325328	Valve- Column	1
4	307897	Socket Contact	6				
5	307902	Pin Contact	5				
6	307899	Sealing Plug	7				
7	318393	Steering Column	1				
8	311709	Mounting Bracket	1				
9	381024	Service Assy	1				
10	381023	Kit-Tilt Bolt	1				
11	381022	Kit-Rod & Pawl	1				
12	381021	Kit-Gap Hider	1				
13	381020	Kit-Tilt Stop	1				
14	381019	Kit-Tilt Lever	1				
15	381018	Kit-Horn Brush	1				
16	381017	Kit-Upper/Lower Cover	1				
17	381016	Kit-Turn Signal	1				
18	381015	Kit-Wire Harness	1				
19	381014	Kit-"U" Joint	1				



NOTES
NOTES

<hr/>	<hr/>
<hr/>	<hr/>
<hr/>	<hr/>
<hr/>	<hr/>
<hr/>	<hr/>
<hr/>	<hr/>
<hr/>	<hr/>
<hr/>	<hr/>
<hr/>	<hr/>
<hr/>	<hr/>

Dome Light Assembly



Item	Pt No.	Description	Qty	Item	Pt No.	Description	Qty
-	317629	Dome Lamp Assembly	- Ref	1	317634	Bulb,Tube	0
	317729	Dome Lamp	1	2	317635	Bulb,Lamp	0
	601097	Terminal – Plug	1				
	316024	Connector – bullet, Fem 0.156	1				

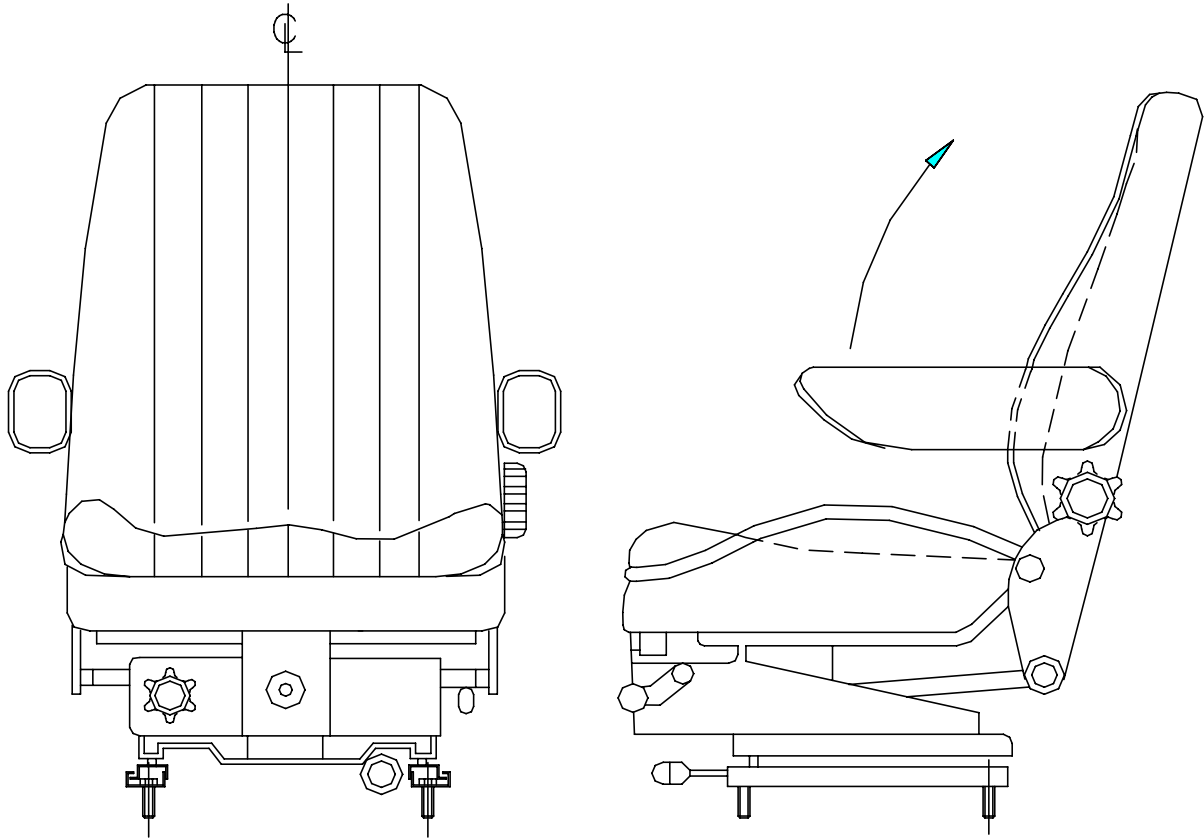
Figure 9



NOTES
NOTES

<hr/> <hr/> <hr/> <hr/> <hr/> <hr/> <hr/> <hr/> <hr/> <hr/>	<hr/> <hr/> <hr/> <hr/> <hr/> <hr/> <hr/> <hr/> <hr/> <hr/>
---	---

Driver Seat Assembly



Item	Pt No.	Description	Qty
-	318806	Driver Seat Assembly	B Ref
1	381189	Compressor	0
2	381190	Knob - Air Valve	0
3	381655	Valve - Air	0

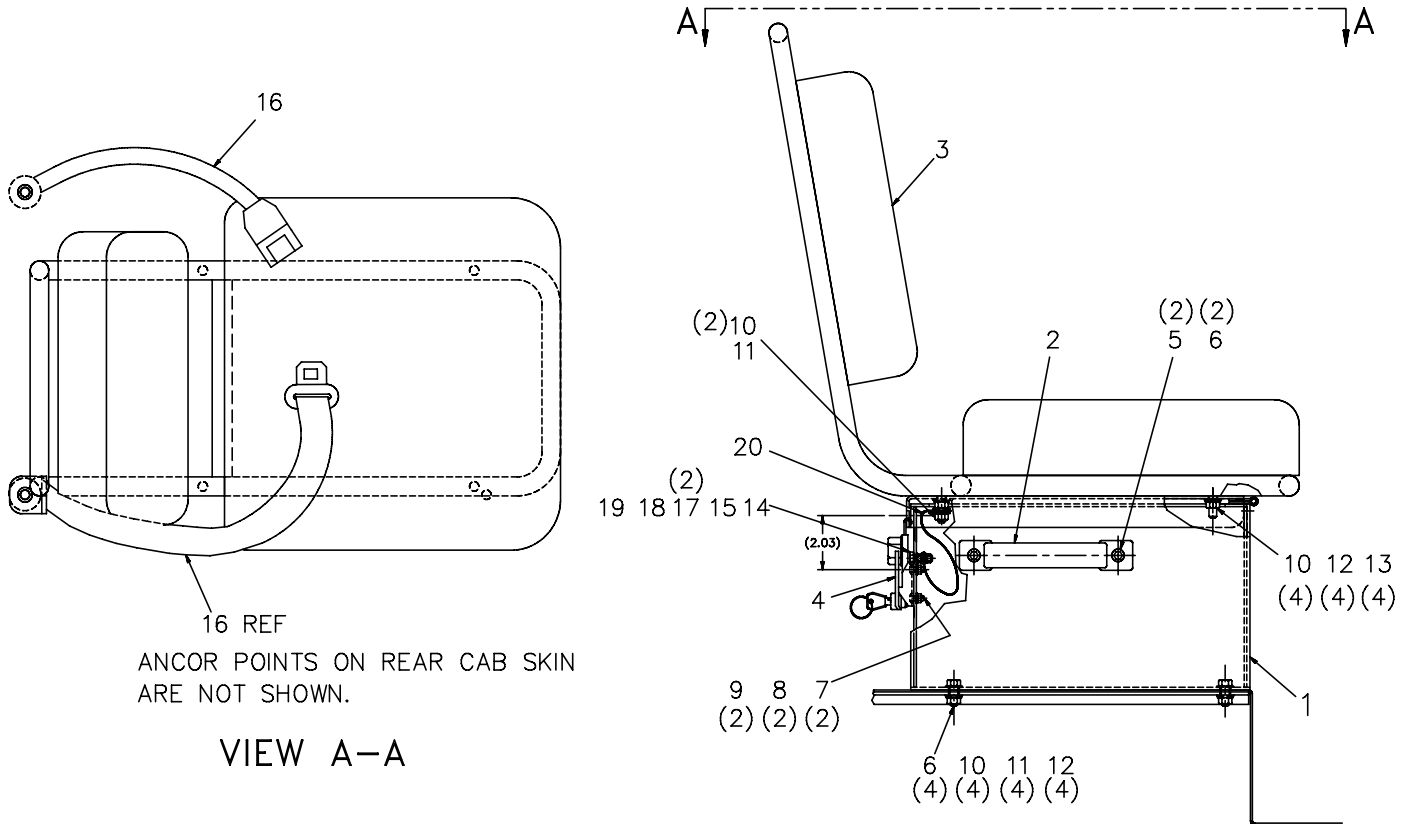




NOTES
NOTES

<hr/> <hr/> <hr/> <hr/> <hr/> <hr/> <hr/> <hr/> <hr/> <hr/>	<hr/> <hr/> <hr/> <hr/> <hr/> <hr/> <hr/> <hr/> <hr/> <hr/>
---	---

Buddy Seat Assembly



Item	Pt No.	Description	Qty	Item	Pt No.	Description	Qty
-	A353875	Buddy Seat Installation	A Ref	11	026025	Nut- Loc 5/16-18 (Conelock)	5
1	315775	Pedestal Wldmt-buddy Seat	1	12	030373	Washer- Loc Split Plt 5/16 Gr8	8
2	318797	Grip Handle-7"	0	13	030617	Nut- Plated 5/16-18	4
3	320903	Buddy Seat, Folding - '99	1	14	033145	Scr- Hx Hd Pltd 1/4-20x3/4 Gr8	1
4	315868	Latch-buddy Seat	1	15	900105	Nut-keps, Plated, 1/4-20	1
5	023559	Nut- Loc Nyl Insert Pl 5/16-18	2	16	322765	Seat Belt, 3 Point- Buddy	1
6	030483	Scr- Hxhd Pltd 5/16-18x3/4 Gr8	6	17	035605	Washer Flat Uss Plated 1/4	2
7	305121	Nut-lock,Nyl Insert,Pltd,10-24	2	18	030703	Nut Hex 1/4-20 Unc	1
8	036645	Washer Flat Sae Plated #10	2	19	030643	Washer- Loc Split Pltd 1/4 Gr8	1
9	006810	Scr- Rd Hd Slit Plt 10-24 X 5/8	2	20	319256	Cable Assy- Buddy Seat, Secure	1
10	030489	Washer Flat Uss Plated 5/16	10				



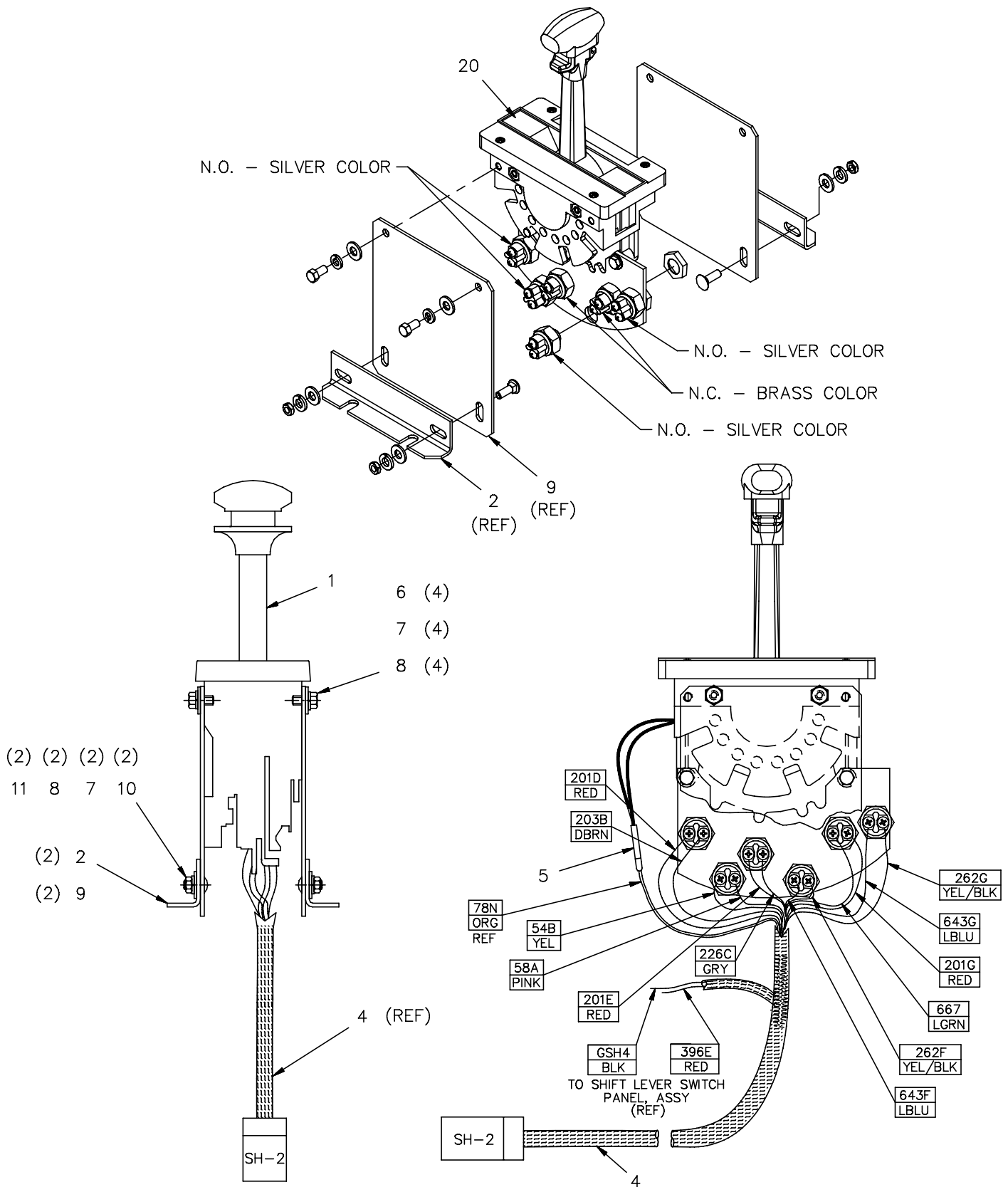
Figure 11




NOTES
NOTES

Shifter Assembly





Shifter Assembly

Item	Pt No.	Description	Qty	Item	Pt No.	Description	Qty
-	A325456	Shifter Assembly LH Mount	D Ref				
1	325517	Shifter, Six Switch	1				
2	324645	Side-Shifter, Angle	2				
4	325498	Harness "Shifter" Six Switch	1				
5	352442	Permaseal Term, Butt 12-10 Ga	1				
6	031428	Scr - Hx Hd Pltd 1/4-20x1/2 Gr8	4				
7	035605	Washer Flat Uss Plated 1/4	8				
8	030643	Washer - Loc Split Pltd 1/4 Gr8	8				
9	324644	Side-Shifter, Plate	2				
10	603169	Bolt-Carr-1/4-20 X 3/4 Pltd	4				
11	030703	Nut Hex 1/4-20 Unc	4				
20	325457	Decal, Shifter-Elec. Trans.	1				

NOTES
NOTES

Remote Mirror Installation Option

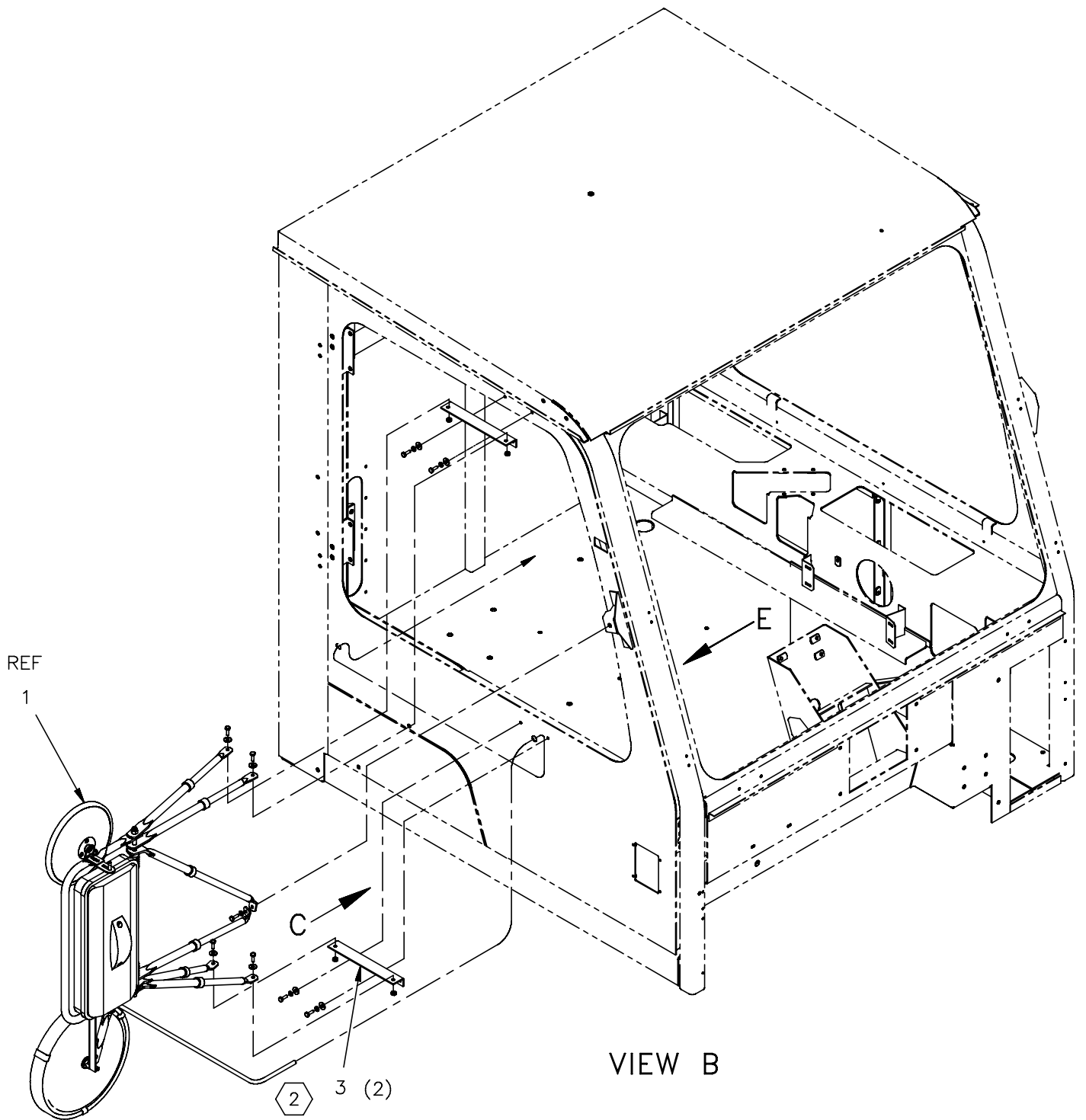
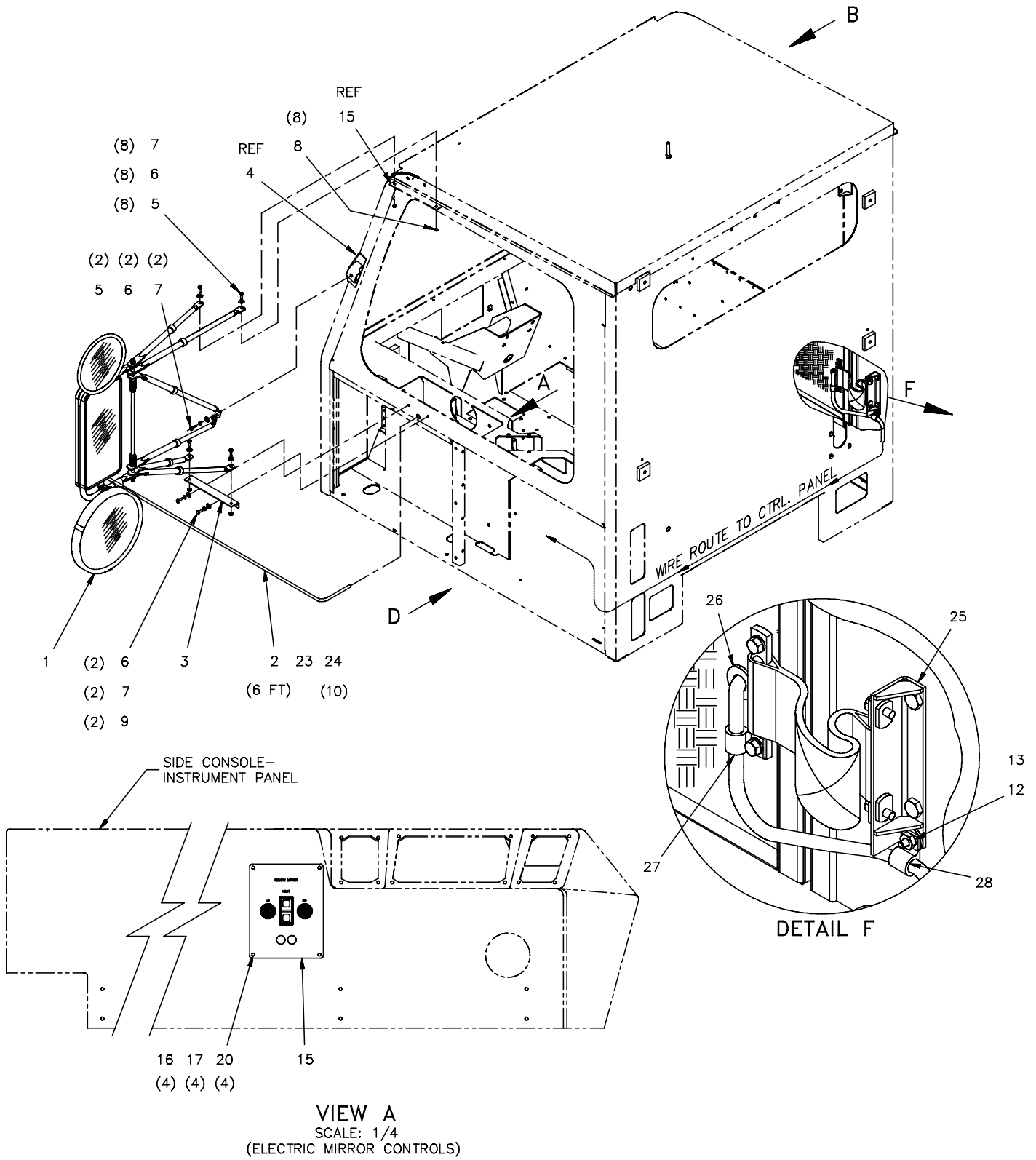


Figure 13



Remote Mirror Installation Option

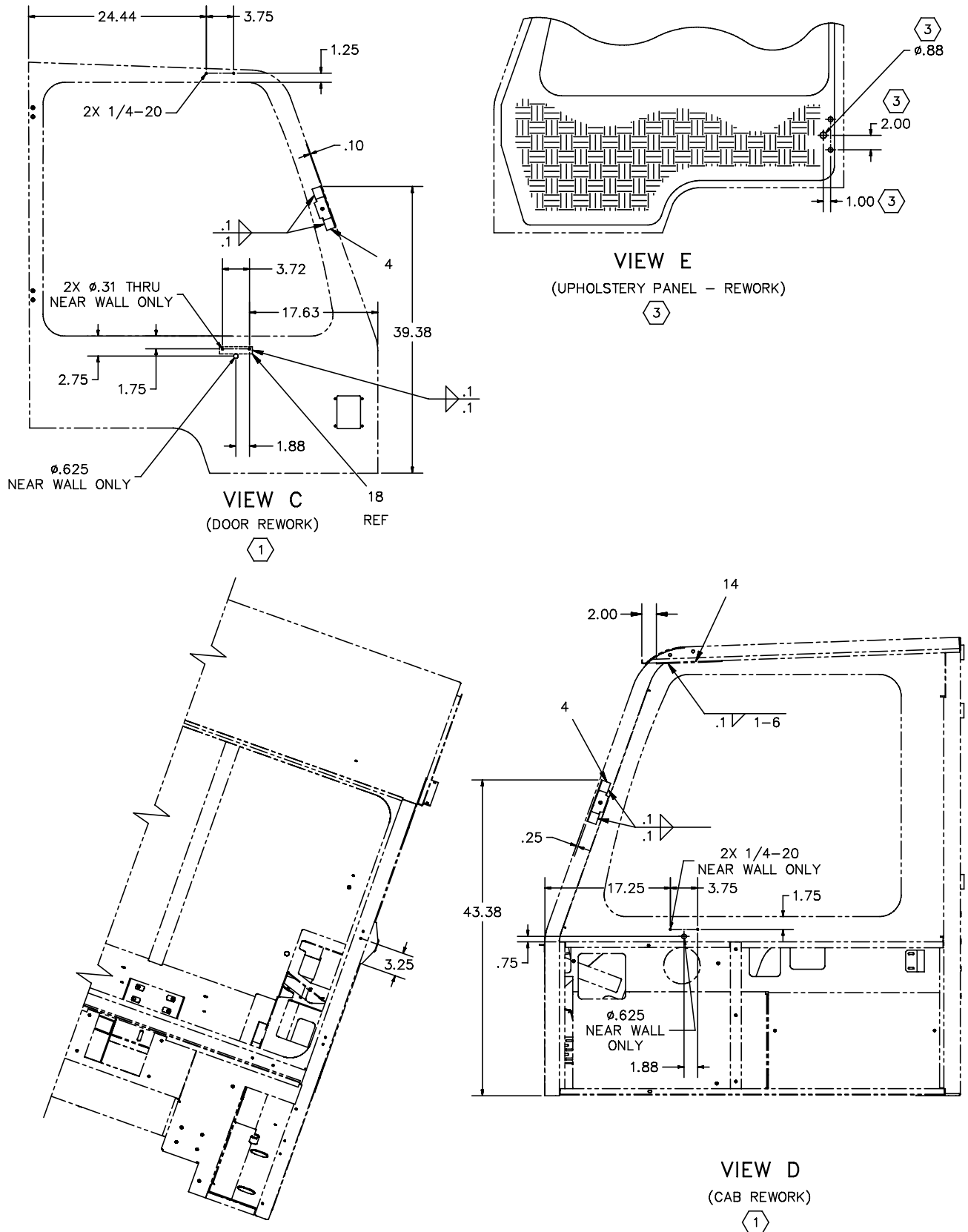
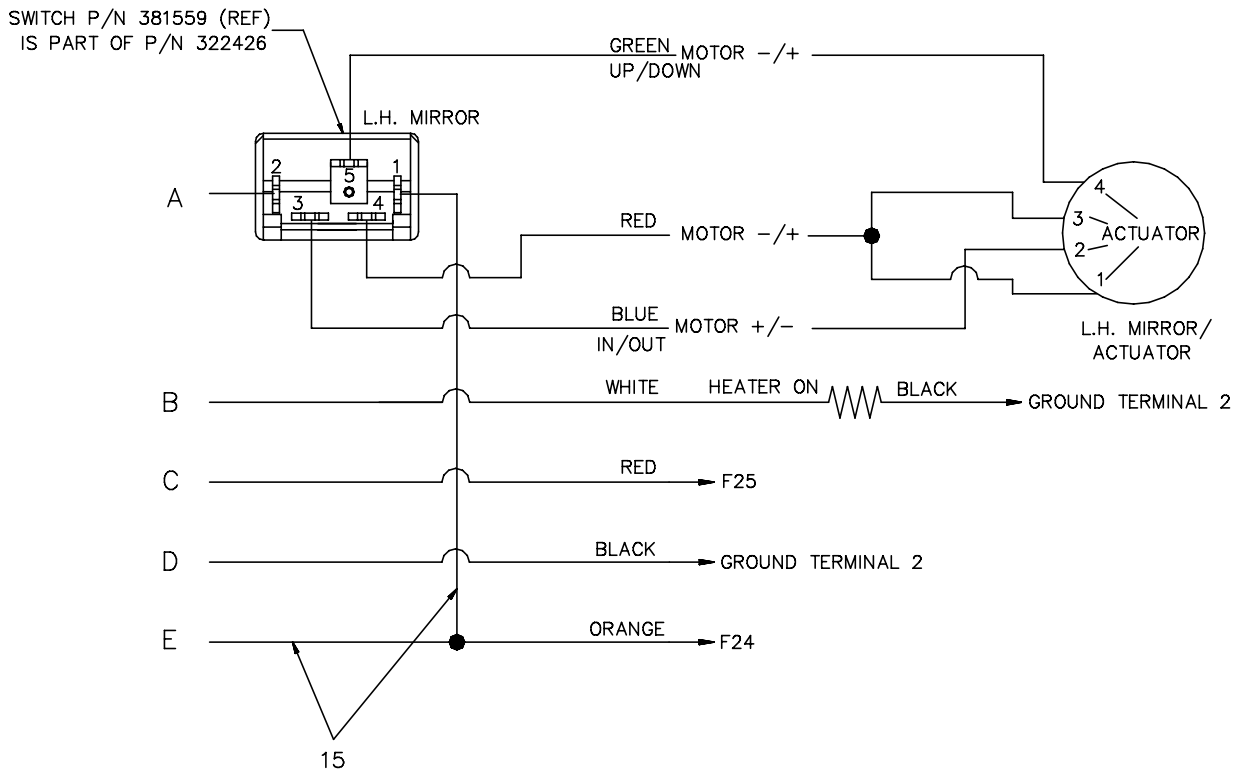
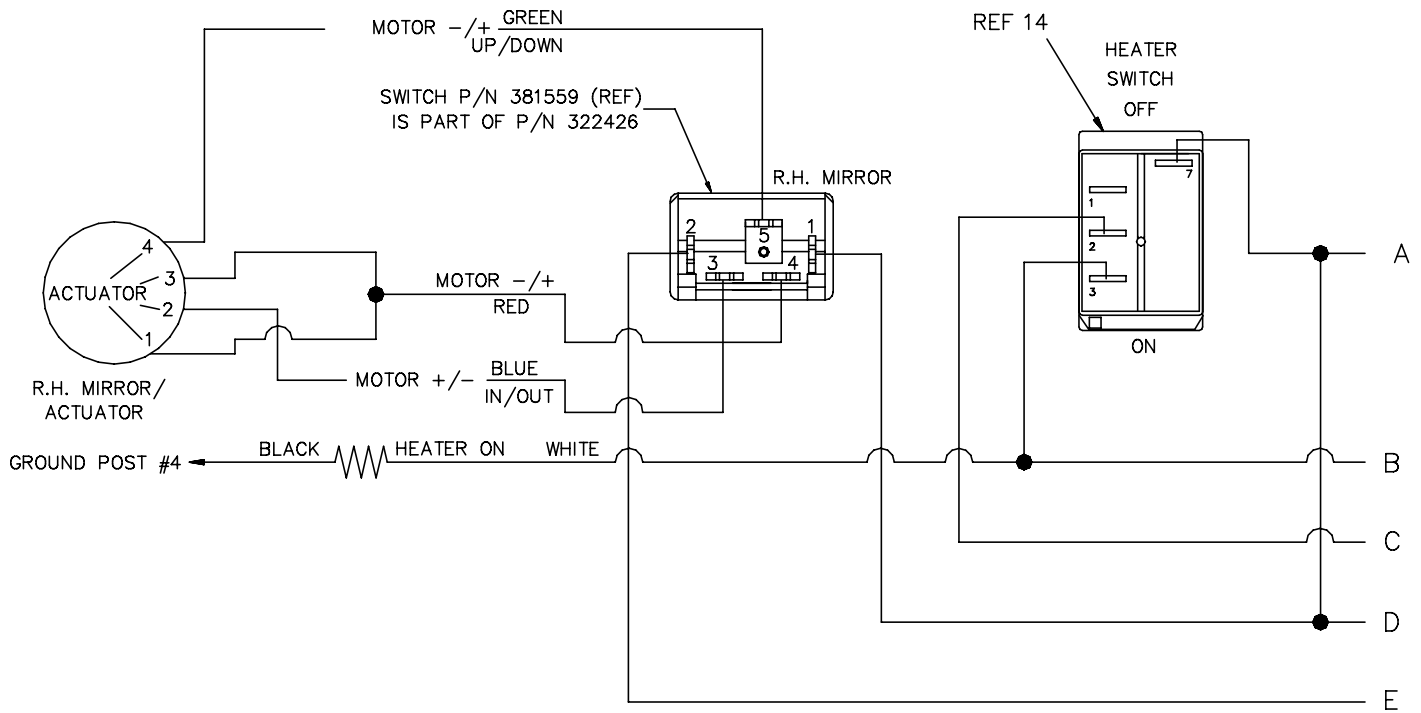
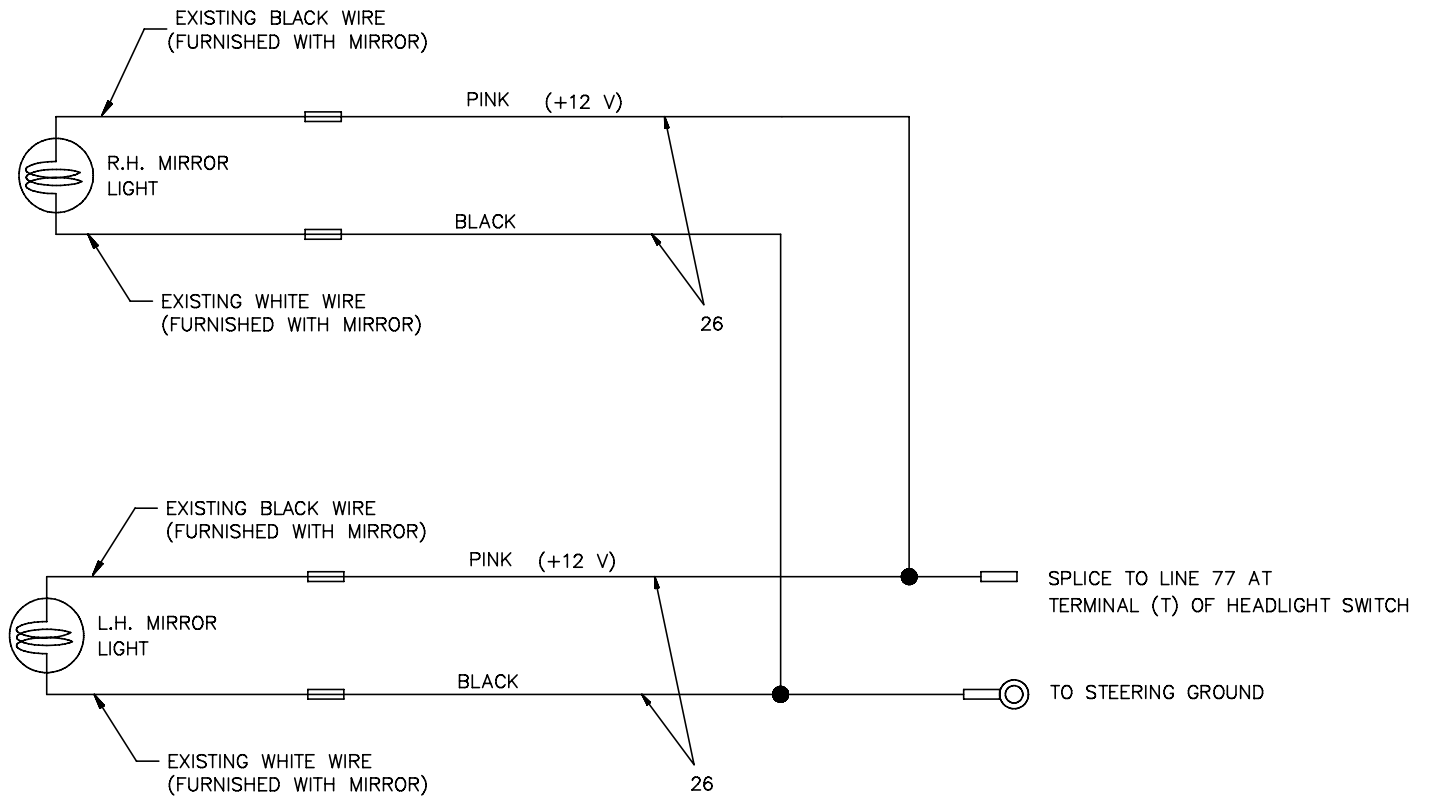


Figure 13



REAR VIEW OF SWITCHES

Remote Mirror Installation Option

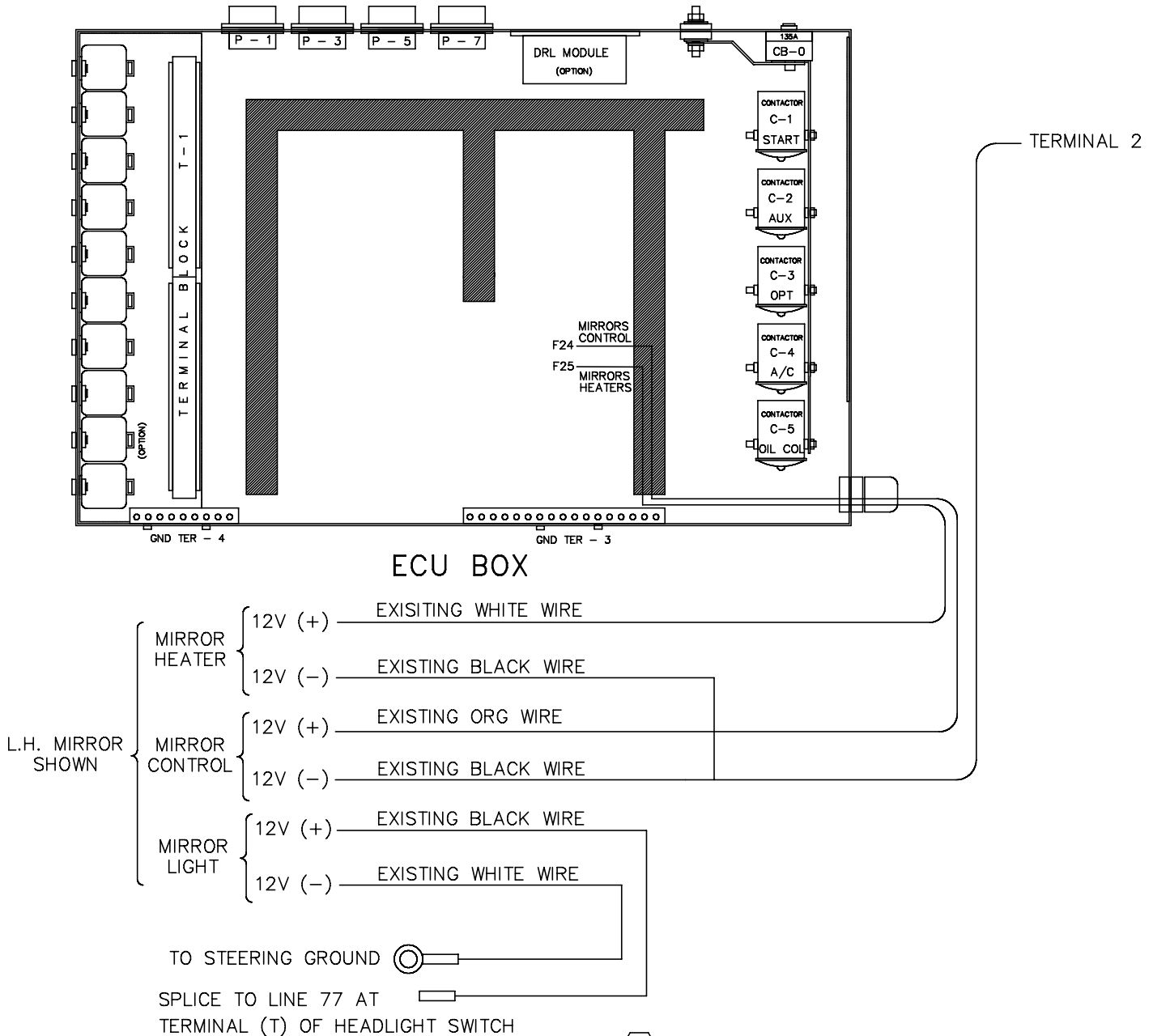


SW FUNCTIONS

PIN NO.	↑	↓	←	→
PIN #3			-	+
PIN #4	-	+	+	-
PIN #5	+	-		

ACTUATOR FUNCTIONS


	1	2	3	4
↑			-	+
↓			+	-
←	+	-		
→	-	+		



- ③ HAND PUNCH HOLE IN UPHOLSTERY PER DETAIL.
- ② ROUTE WIRES INSIDE ITEM 2 (SLIT FLEX TUBE) THROUGH DOOR AND OUT INSIDE PANEL
- ① REWORK OF CAB AND DOOR MUST BE DONE BEFORE WELDING.

NOTES: UNLESS OTHERWISE SPECIFIED.

Remote Mirror Installation Option

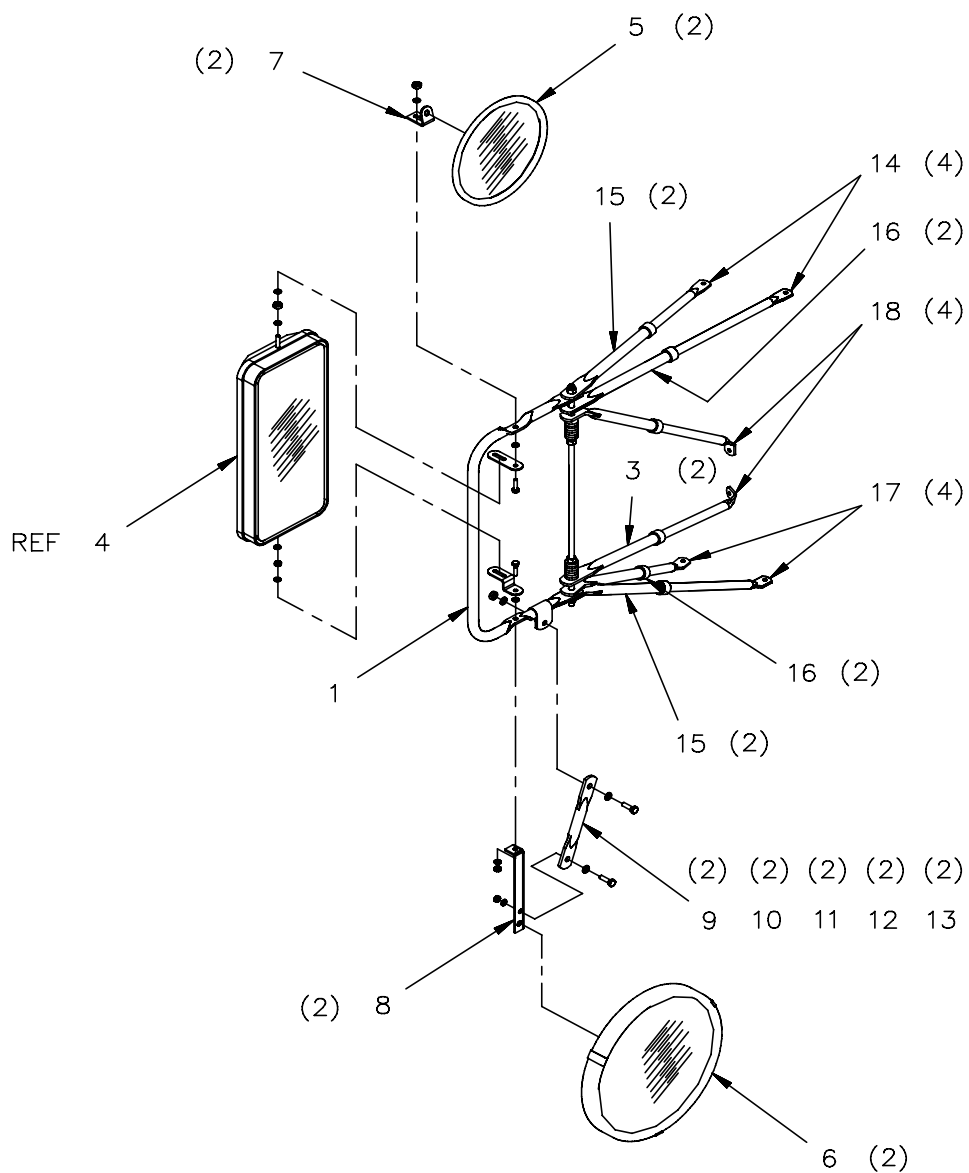
Item	Pt No.	Description	Qty	Item	Pt No.	Description	Qty
-	A328162	Remote Mirror Htd, Lghtd, Instl A Ref					
1	320817	RMOTE, HTD, LGHTD, MIRROR ASSY	1	21	323311	FUSE HOLDER-RWK, MIRROR CONT	1
2	896449	SPLIT FLEX TUBE .41 (AFT)	72	22	327782	WIRE ASSY, MIRROR LIGHT POWER	1
3	320556	ANGLE	4	23	890800	ELEC TAPE 1.00000	4
4	320554	ANGLE WLDMT	2	24	609560	TIE-PLASTIC	10
5	033145	SCR- HX HD PLTD 1/4-20X3/4	10	25	325935	WLDMT-DOOR STRAP, EXTENDED	1
6	030643	WASHER- LOC SPLIT PLTD 1/4	18	26	325864	GROMMET, AN931,C8-13	1
7	609606	WASHER FLAT SAE PLATED 1/4	18	27	18010-3	WIRE AND TUBE CLIP-1/2"	1
8	038896	NUT-LOCK,1/4-20 (CONELock)	8	28	18010-5	WIRE AND TUBE CLIP-3/4"	1
9	031428	SCR- HX HD PLTD 1/4-20X1/2	8				
10	322729	DECAL- MIRROR HEATER	1				
							
11	322737	DECAL- MIRROR CONTROL	1				
12	203375	NUT-LOCK,NYL INSERT,1/4-20	1				
13	035605	WASHER FLAT USS PLATED 1/4	1				
14	353222	PLATE- MTG, MIRROR ASSY	1				
15	A328144	WIRE ASSY, MIRROR POWER	1				
16	317725	NUTSERT- 10-32, ALUM. KNURLED	1				
17	317677	SCR-BTN SOC HD,10-32x3/4,STNLS	4				
18	305967	BAR-TAPPED	0				
19	323310	FUSE HOLDER-RWK,MIRROR HTR	1				
20	900135	WASHER FLAT #10	4				



NOTES
NOTES

<hr/> <hr/> <hr/> <hr/> <hr/> <hr/> <hr/> <hr/> <hr/> <hr/>	<hr/> <hr/> <hr/> <hr/> <hr/> <hr/> <hr/> <hr/> <hr/> <hr/>
---	---

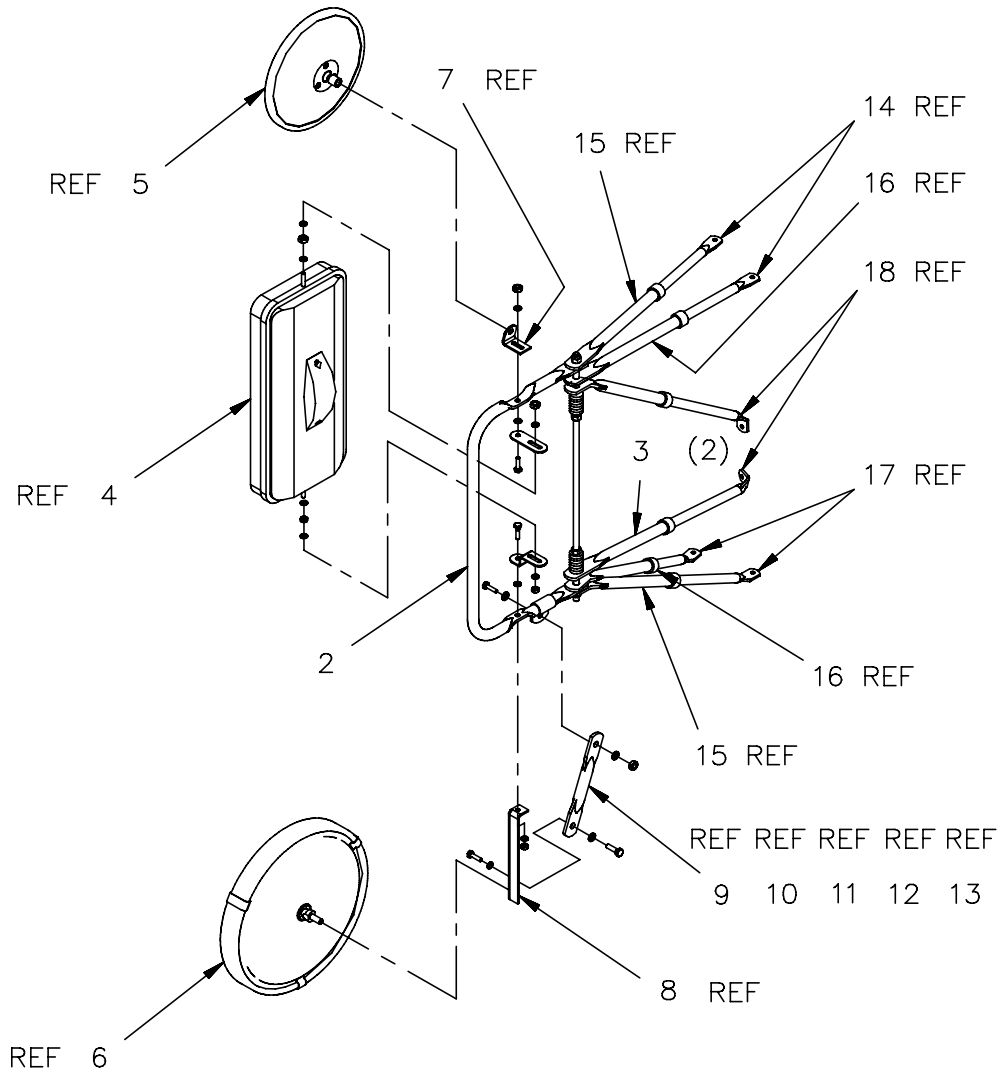
Remote Mirror Assembly Option



MIRROR ASSEMBLY LH


1. USE HARDWARE THAT COMES WITH KITS, UNLESS OTHERWISE CALLED OUT.

NOTES: UNLESS OTHERWISE SPECIFIED.



MIRROR ASSEMBLY RH

Remote Mirror Assembly Option

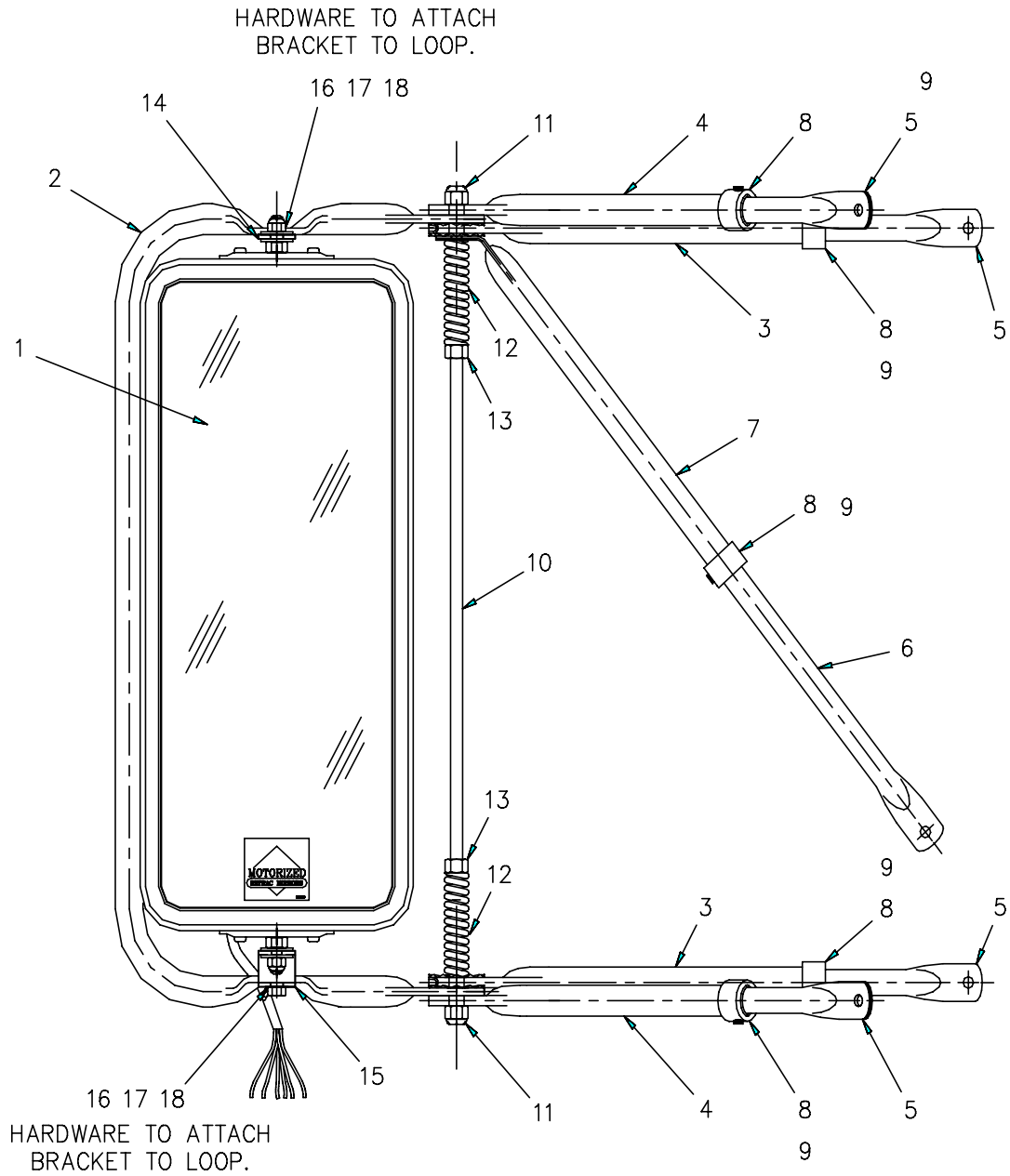
Item	Pt No.	Description	Qty	Item	Pt No.	Description	Qty
–	A320817	Remote Mirror Assy– Htd, Ltd. D Ref		18	322492	Rework– Cross, Inner, SS 11.0	4
1	322424	Mirror Assy– LH, SS, 1171 – HL	1				
2	322425	Mirror Assy– RH, SS, 1171 –HL	1				
3	322447	Brace Assembly	2				
4	322426	Mirror Head Assembly, Htd, Ltd	0				
5	318952	Mirror– 8” Dia	2				
6	04096901	Mirror– 12” Dia	2				
7	318951	Angle– Bracket, Mirror Mtg	2				
8	308324	Brkt Side Mirror Mtg	2				
9	370013	Bracket– Mirror	2				
10	031433	Scr – Hx Hd Pltd 5/16–18x1 Gr8	2				
11	030489	Washer– Flat Uss Plated 5/16	2				
12	030373	Washer– Lock Split Plt 5/16 Gr8	2				
13	030617	Nut– Plated 5/16–18	2				
14	322490	Rework– Leg, Inner, SS 10.75	4				
15	322493	Rework– Leg, Outer, SS 10.0	4				
16	322495	Rework– Leg Outer SS Cd 10.0	4				
17	322491	Rework– Leg, Inner, SS 9.63	4				



NOTES
NOTES

Remote Mirror Assembly (LH)





THE MIRROR HEAD ASSY. INCLUDES HARDWARE PACKAGE
ITEM 19 P/N 381557 (NOT SHOWN), CONTAINING
THE 4 WAY SWITCH P/N 381559.

Remote Mirror Assembly (LH)

Item	Pt No.	Description	Qty	Item	Pt No.	Description	Qty
–	322424	Mirror– Htd, Lghtd, Assy. LH	C Ref	17	322442	Nut– Hex, Nyl, 1/4–20, SS	0
1	322426	Mirror Head Assembly– Htd, Ltd	0	18	322443	Washer– Flat, 1/4, SS	0
2	322427	Loop Assembly– SS, 8.5 X 8.88	0				
3	322428	Brace– Leg, Out, SS, Cd 10.75	0				
4	322429	Brace– Leg, Outer, SS, 10.75	0				
5	322430	Brace– Leg, Inner, SS, 10.75	0				
6	322431	Brace– Cross, Inner, SS, 10.75	0				
7	322432	Brace– Cross, Outer, SS, 11.75	0				
8	322433	Collar– SS, 1.00 Od X .625 Lg	0				
9	322434	Set Scr– Soc, 1/4–20 X 1/4 Lg.	0				
10	322435	Pivot Rod– 3/4–16, Sst	0				
11	322436	Nut– Hex, Nyl, SS, 3/8–16	0				
12	322437	Spring– Comp, SS, 2.531 Lg.	0				
13	322438	Nut– Hex, SS, 3/8–16	0				
14	322439	Bracket– Mtg, Flat, SS	0				
15	322440	Bracket– Mtg, "Z", SS	0				
16	322441	Scr– Hex Head Cap 1/4–20X3/4	0				



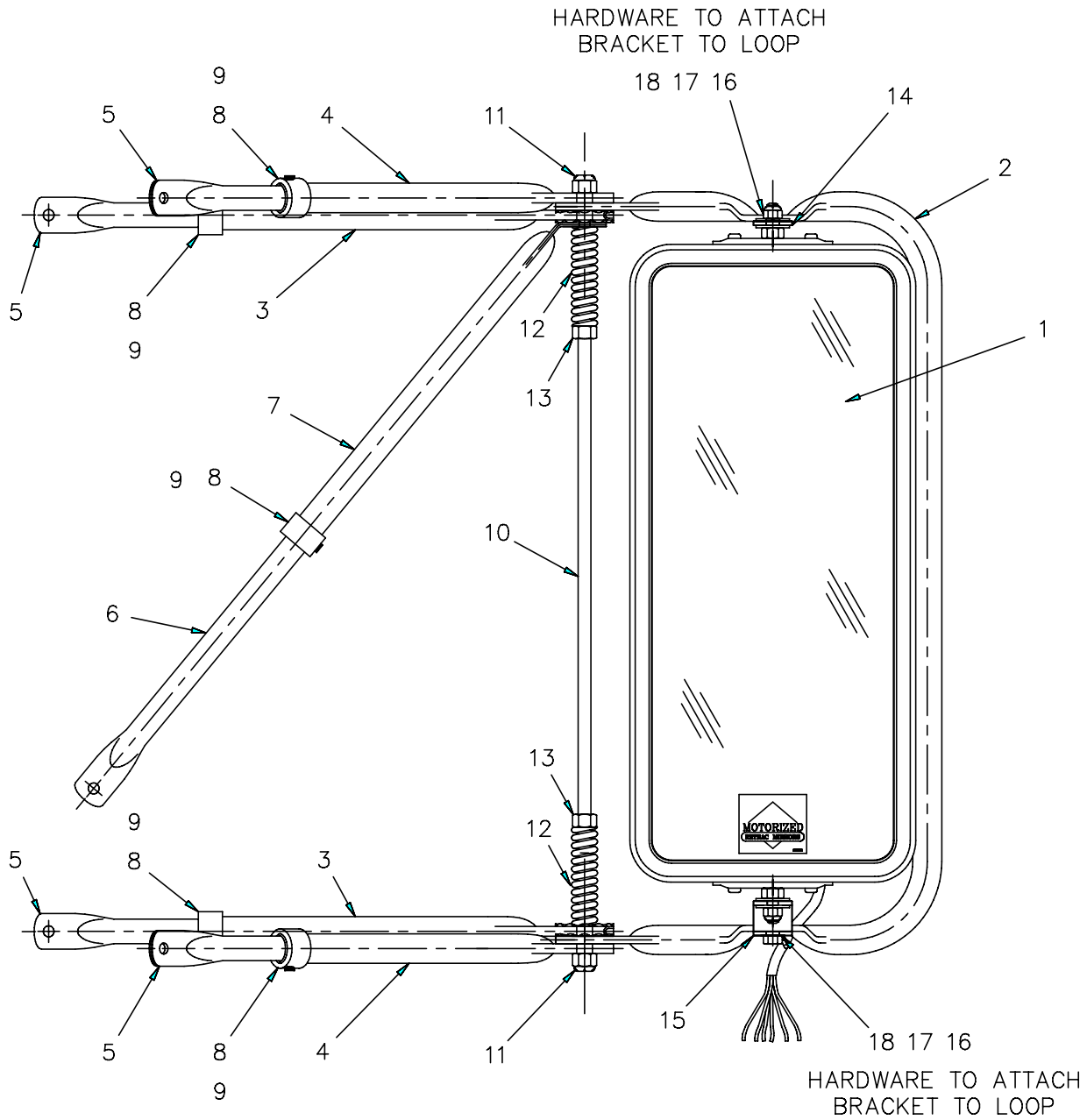
NOTES
NOTES

<hr/> <hr/> <hr/> <hr/> <hr/> <hr/> <hr/> <hr/> <hr/> <hr/>	<hr/> <hr/> <hr/> <hr/> <hr/> <hr/> <hr/> <hr/> <hr/> <hr/>
---	---

Remote Mirror Assembly (RH)



Remote Mirror Assembly (RH)



THE MIRROR HEAD ASSY. INCLUDES HARDWARE PACKAGE ITEM 19 P/N 381557 (NOT SHOWN), CONTAINING THE 4 WAY SWITCH P/N 381559.

Remote Mirror Assembly (RH)

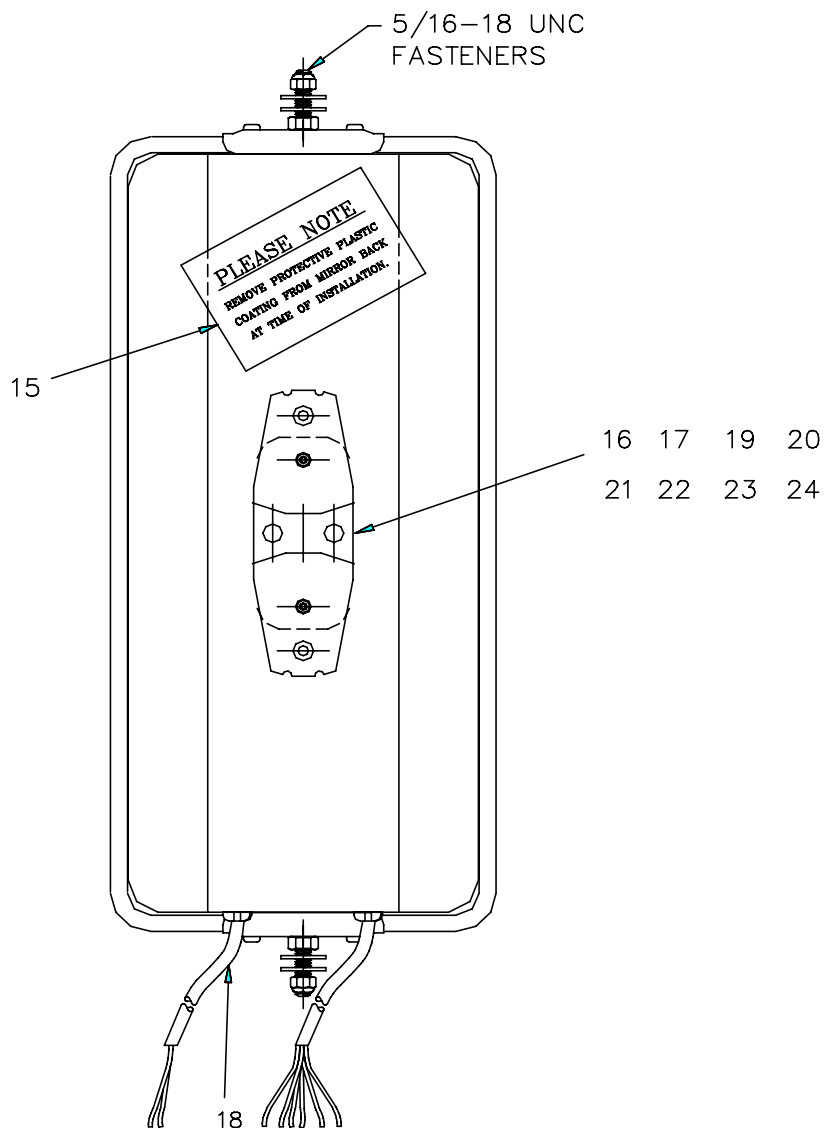
Item	Pt No.	Description	Qty	Item	Pt No.	Description	Qty
–	322425	Mirror– Htd, Lghtd, Assy. RH	D Ref	17	322442	Nut– Hex, Nyl, 1/4–20, SS	0
1	322426	Mirror Head Assembly– Htd, Ltd	0	18	322443	Washer– Flat Sst 1/4	0
2	322427	Loop Assembly– SS, 8.5 X 8.88	0	19	381557	Hardware Pakage– Moto Mirror	0
3	322428	Brace– Leg, Out, SS, Cd 10.75	0				
4	322429	Brace– Leg, Outer, SS, 10.75	0				
5	322430	Brace– Leg, Inner, SS, 10.75	0				
6	322431	Brace– Cross, Inner, SS, 10.75	0				
7	322432	Brace– Cross, Outer, SS, 11.75	0				
8	322433	Collar– SS, 1.00 Od X .625 Lg	0				
9	322434	Scr– Set Soc, 1/4–20 X 1/4 Lg.	0				
10	322435	Pivit Rod– 3/4–16, Sst	0				
11	322436	Nut– Hex, Nyl, SS, 3/8–16	0				
12	322437	Spring– Comp, SS, 2.531 Lg.	0				
13	322438	Nut– Hex, SS, 3/8–16	0				
14	322439	Bracket– Mtg, Flat, SS	0				
15	322440	Bracket– Mtg, "z", SS	0				
16	322441	Hex– Hd Cap Scr– 1/4–20X3/4	0				





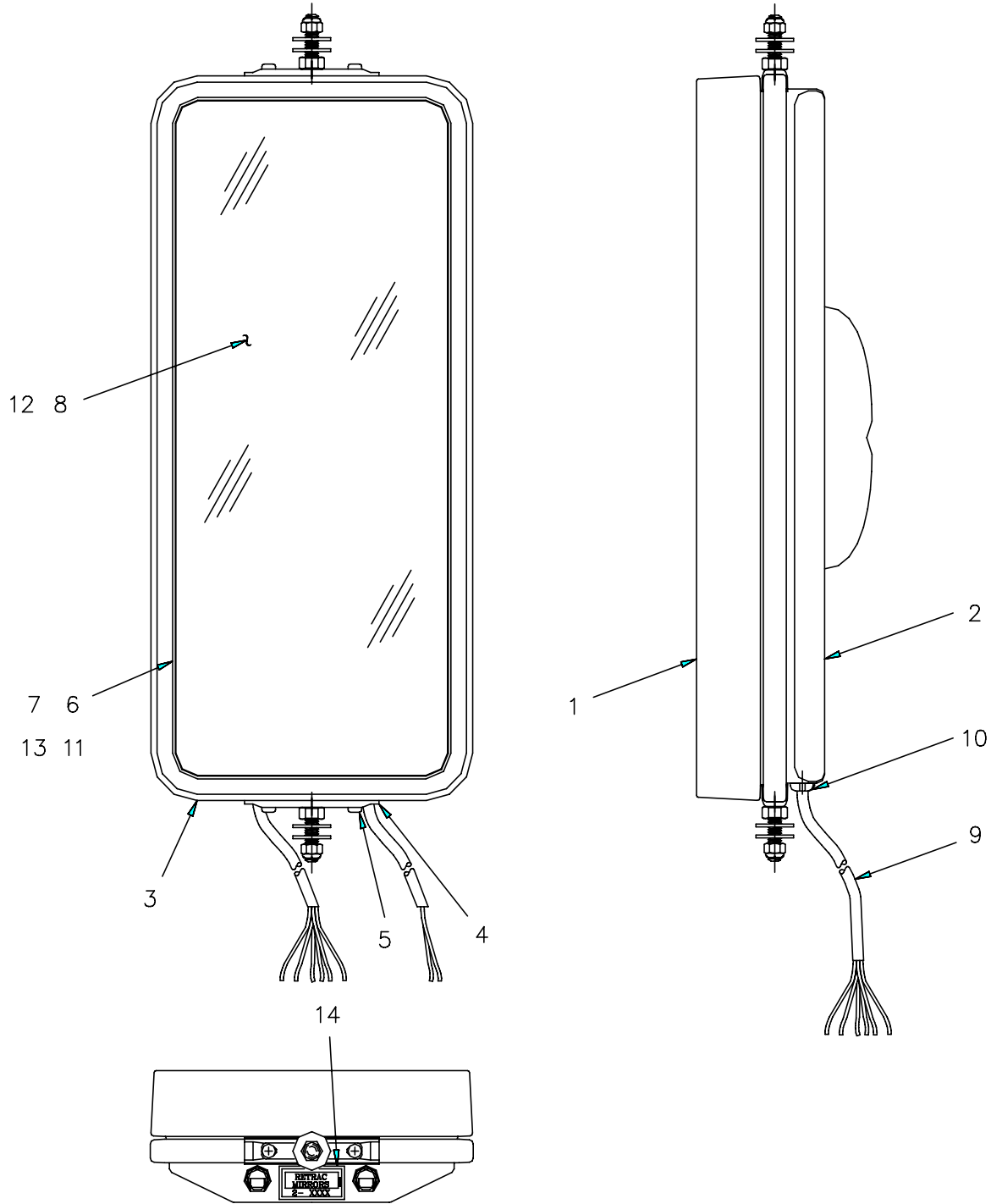
NOTES
NOTES

Remote Mirror Head Assembly



NOTES:

1. PURCHASE MIRROR HEAD WITH MIRROR ASSEMBLIES P/N 322424 & 322425.
2. THE MIRROR HEAD ASSY. INCLUDES HARDWARE PACKAGE ITEM 25 P/N 381557 (NOT SHOWN), CONTAINING THE 4 WAY SWITCH P/N 381559.



Remote Mirror Head Assembly

Item	Pt No.	Description	Qty	Item	Pt No.	Description	Qty
-	322426	Mirror Head Assembly	B Ref	17	381549	Scr- Tpg, Xrec, Sst	0
1	381533	Recept- Hsg, Actuator Mtg, Sgl	0	18	381550	Cable, Elect, 16/2	0
2	381534	Hsg- Mirror, Sst, 7.0 X 16.0	0	19	381551	Terminal- Ring, 16/22, #8	0
3	381535	Ring- Rtnr, Sst, Rspt, 7 X 16	0	20	381552	Wire- Str, 16 Awg, Wht	0
4	381536	Clip Assembly- Rtnr, Sst, 7 X 16	0	21	381553	Mate-n-lk, Fem, Wht Pls	0
5	381537	Screw- Tpg, Xrec, 8-32 X .37	0	22	381554	Mate-n-lk, Male, Wht Pls	0
6	381538	Actr/Rtnr Assembly- Moto Mirror	0	23	381555	Mate-n-lk, Male, Pin	0
7	381539	Tape- Alum Foil, 5.25 Sq	0	24	381556	Mate-n-lk, Fem, Socket	0
8	381540	Gl/Mtg Elem- 15.13 X 6.25	0				
9	381541	Harness- Sgl Act, 6, Htd, 177"	0	25	381557	Hardware Pakage- Moto Mirror	0
10	381542	Bushing- Str Rlf, Str, Rnd	0				
11	381543	Screw- Tf, Hi-lo, #6-19 X .75"	0				
12	381544	Tape- Dc, Foam, .045 X .38	0				
13	381545	Tape- Butyl Rbr, .062 X .25	0				
14	381546	Decal- Serial No Id	0				
15	381547	Decal- Instr, Tape Removable	0				
16	381548	Light- Clearance, Mkr, 2 Bulb	0				



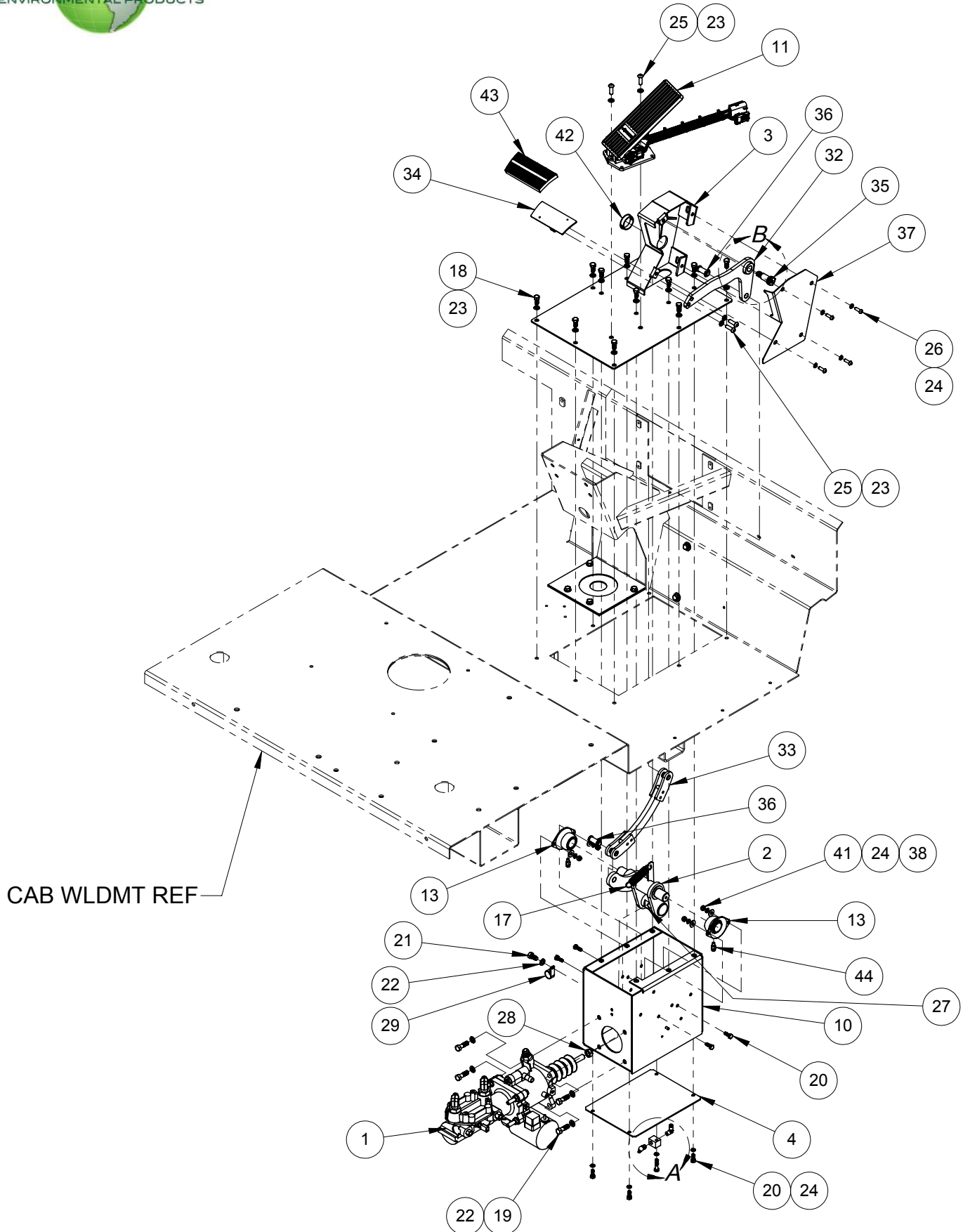


NOTES
NOTES

<hr/> <hr/> <hr/> <hr/> <hr/> <hr/> <hr/> <hr/> <hr/> <hr/>	<hr/> <hr/> <hr/> <hr/> <hr/> <hr/> <hr/> <hr/> <hr/> <hr/>
---	---

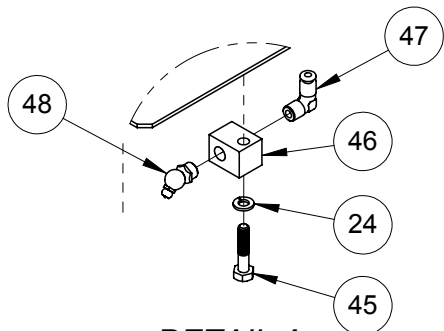
Brake & Pedal Installation



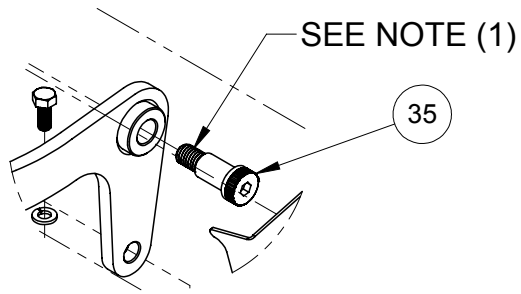


NOTE;
(1) APPLY LOCTITE TO ITEM (35) AS REQUIRED. AND TIGHTEN.

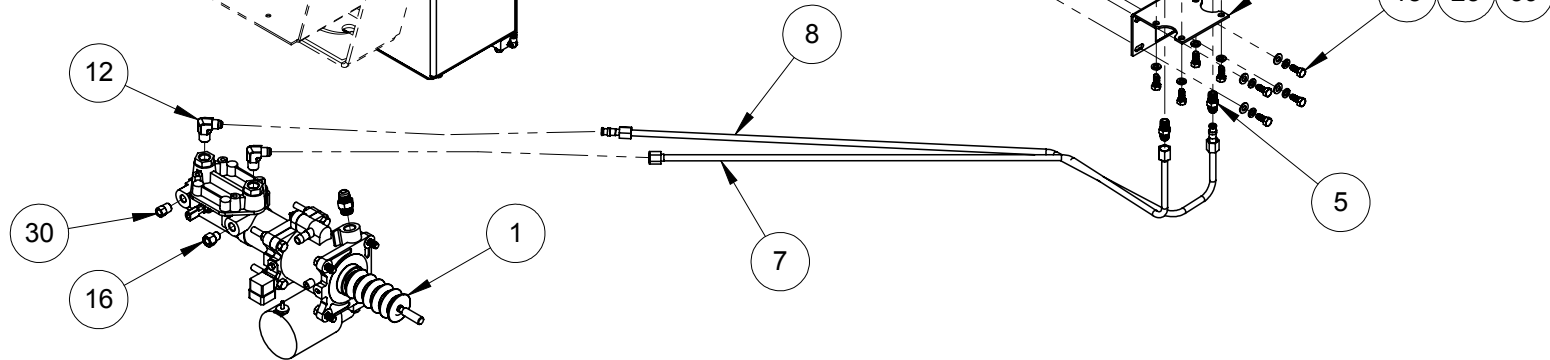
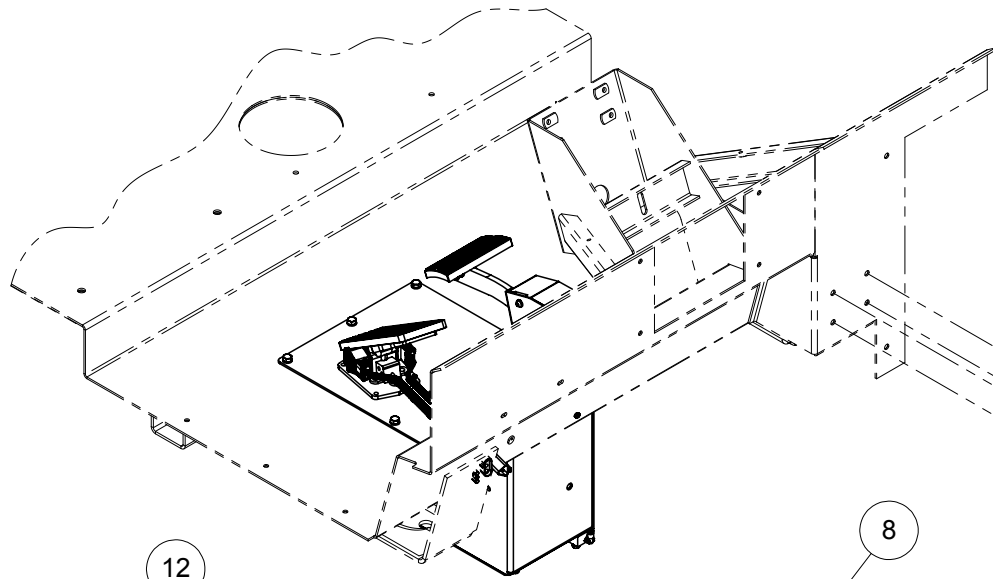
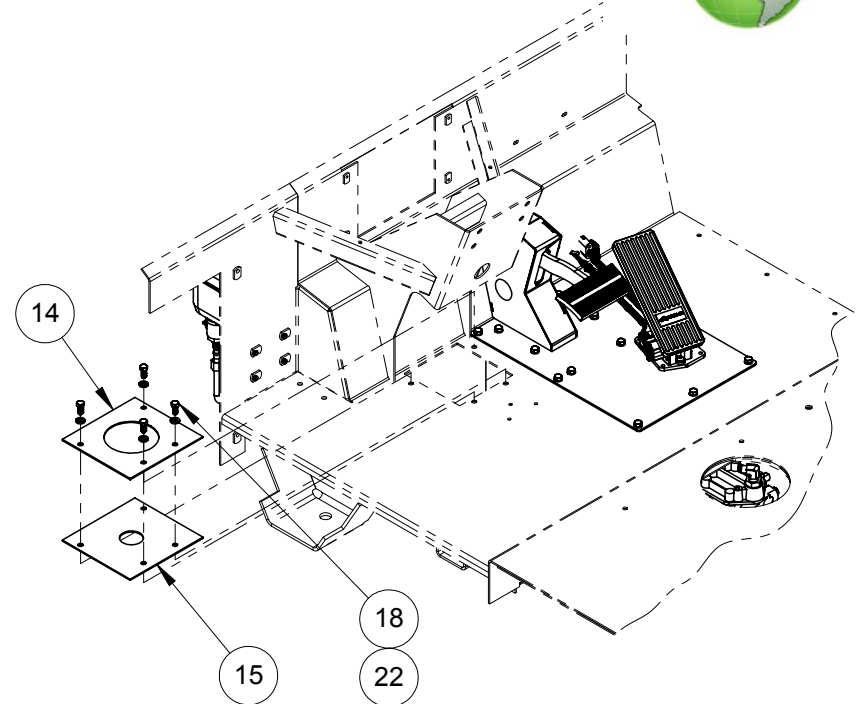
PEDAL & BRAKE INSTL, M4



DETAIL A
SCALE 2 : 9



DETAIL B
SCALE 2 : 9

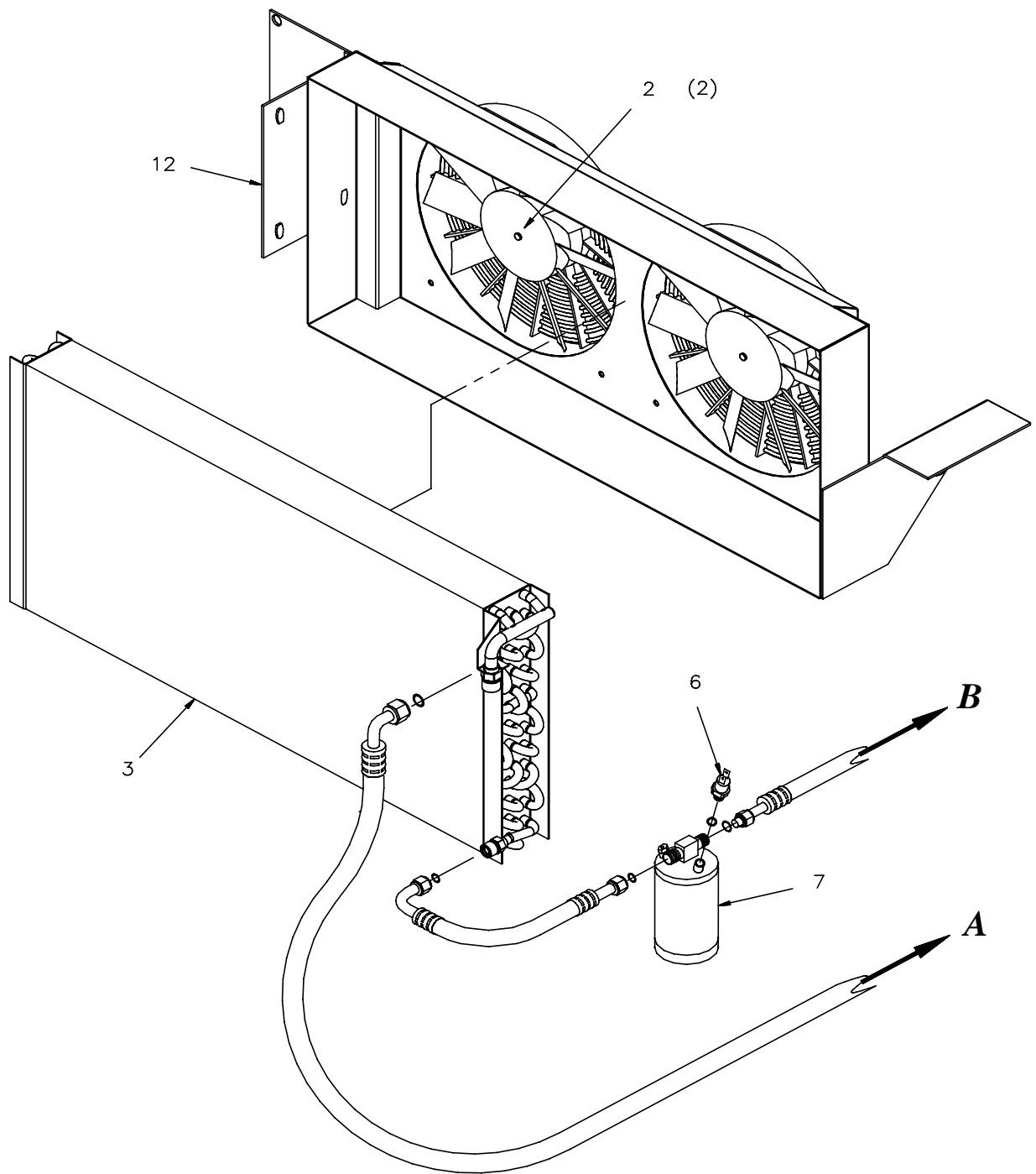


ITEM NO.	PART NUMBER	DESCRIPTION	QTY
REF	332418	PEDAL & BRAKE INSTL, M4	REV A
1	321546	MASTER CYLINDER, W/O RESERVOIR	1
2	332426	BRAKE LEVER, WELDMENT, (M4 & HSD)	1
3	332419	BRAKE & PEDAL MOUNTING, WELDMENT	1
4	318057	PLATE - COVER	1
5	101845	HYD. FITTING STRAIGHT (MJIC-06/MNPT-06)	2
6	321547	REMOTE OIL RESERVOIR	1
7	321549	TUBING ASSEMBLY	1
8	321548	BRAKE LINE-REMOTE OIL, LH	1
9	E321593	REMOTE BRAKE RESERVOIR, WELDMENT	1
10	320152	BRAKE BOX WELDMENT	1
11	329833	ACCELERATOR PEDAL	1
12	033911	FITTING, HYD, STR, MNPT-06 X MJIC-06	2
13	045111	BRG FLANGE MTG	2
14	321585	PLATE - SEAL, COVER (STEERING COLUMN)	1
15	E321586	SEAL-STEERING COLUMN	1
16	303987	ADAPTER	1
17	332443	SPRING, EXTENSION, HOOKS, .75OD X 3-1/2" LG.	1
18	030483	BOLT, HEX, HEAD, 5/16-18-UNC x 3/4" LG	27
19	033139	BOLT, HEX, HEAD, 3/8-16-UNC x 1 1/4" LG	4
20	033145	BOLT, HEX, HEAD, Ø 1/4-20-UNC x 3/4" LG	7
21	033147	BOLT, HEX, HEAD, 3/8-16-UNC x 3/4" LG	1
22	030605	WASHER, SPRING LOCK, Ø 3/8"	9
23	030373	WASHER, SPRING LOCK, Ø 5/16"	27
24	030643	WASHER, SPRING LOCK, Ø 1/4"	12
25	321647	SCREW, BUTTON HEAD, SOCKET CAP, 5/16-18-UNC X 1" LG.	4
26	331243	SCREW, BUTTON HEAD, SOCKET CAP, 5/16-18-UNC X 3/4" LG. (SS)	4
27	E323425	PIN, PIVOT 1.375 X 3.00 LG	1
28	030400	NUT, HEX, JAM, 1/2-20-UNF	1
29	18010-5	WIRE & TUBE CLIP - 3/4"	1
30	303986	ADAPTER	1
31	303379	ADAPTOR	1
32	332428	ARM-BRAKE LEVER, WLDMT	1
33	332434	LINK-PULL, PIVOT BRAKE, WLDMT	1
34	332431	PAD BRAKE, WLDMT	1
35	332439	SOC. SHOULDER CAP SCR. 5/8 DIA X 1/2-13UNC X 1" LG.	1
36	332438	CLEVIS PIN, 1/2" DIA X 1-1/4" LG.	2
37	332425	PLATE-BENT COVER, BRAKE	1
38	035605	WASHER, FLAT, Ø 1/4", USS, (3/4" O.D.)	4
39	651420	WASHER, FLAT, Ø 5/16", SAE NARROW, 11/16" O.D.	4
40	030489	WASHER, FLAT, Ø 5/16", USS, WIDE, 7/8" O.D.	2
41	030703	NUT, HEX, 1/4-20-UNC	4
42	322863	PLUG BUTTON, 1-1/2" DIA	1
43	332437	BRAKE PAD, RUBBER	1
44	395419	Y-CONNECTOR 5/32	2
45	031343	BOLT, HEX, HEAD, Ø 1/4-20-UNC x 1 1/4" LG	1
46	352900	BLOCK- GREASE FITTING	1
47	395025	ELBOW 1/8 NPT (AUTOLUBE)	1
48	035133	ZERK FITTING, 45 DEGREE - 1/8 NPT	1



NOTES
NOTES

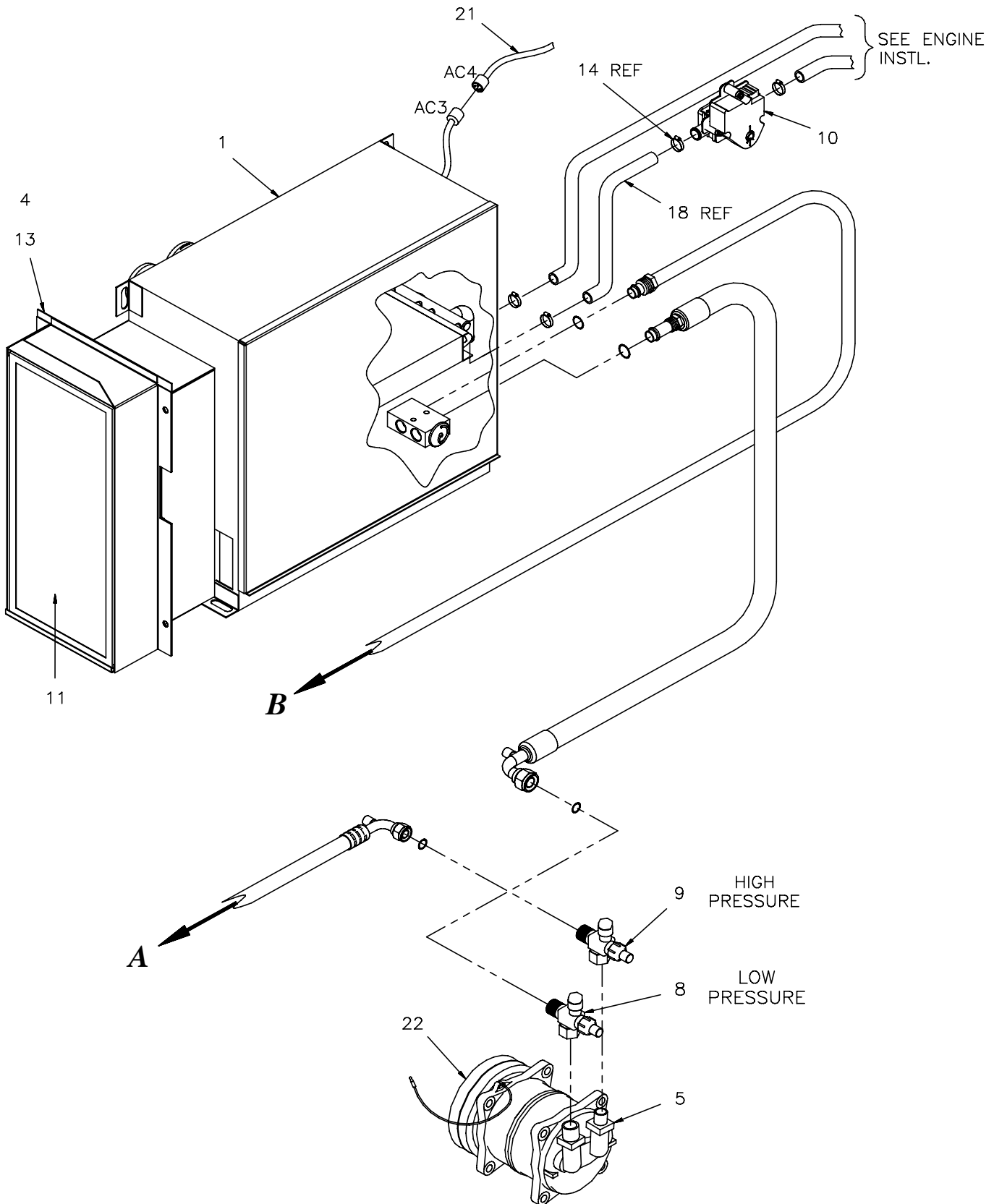
A/C & Heater Kit Installation



2. FOR HOSE P/N SEE M-CAB ASSEMBLY.

1. USE 4 LBS OF R-134A REFRIGERANT.

NOTES, UNLESS OTHERWISE SPECIFIED



A/C & Heater Kit Installation

Item	Pt No.	Description	Qty	Item	Pt No.	Description	Qty
-	325332	A/C & Heater Kit Installation	*E Ref	12	381932	Condenser Unit W/Fan, 12v	1
1	381961	Heater/Evaporator Housing Assy	1	13	381933	Actuator, Air Distrib Door	1
2	381959	Fan, Condenser, 12V	2	14	*353689	Clamp,Silicone,Hose,Size 8	0
3	381960	Coil Assy, Condenser	1	18	896601006	Hose-Silicone 5/8 Id X 006 Lg	0
4	381934	Air Filter Housing W/Actuator	1	20	381935	Control Panel, A/C-Heater	1
6	381951	Switch Pressure, Binary	1				
7	381950	Receiver/Drier	1	21	324325	MCC A/C Harness	1
8	381949	Service Fitting, Suction	1	22	382267	Wire Harness, Water Valve	0
9	381948	Service Fitting, Discharge	1				
10	382266	Valve,Water-Motorized	1				
11	381953	Air Filter A/C, Mobile Air	1				



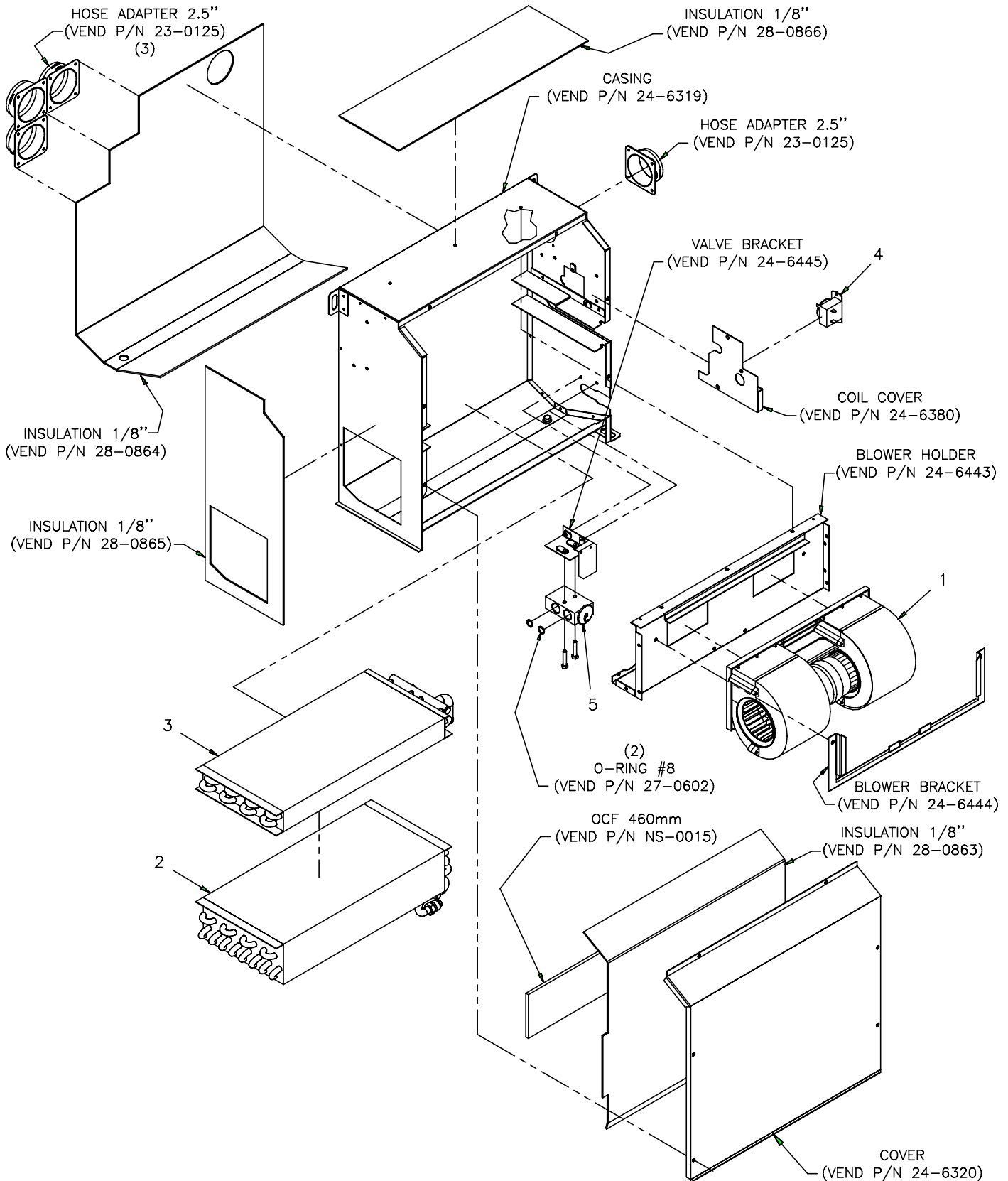


NOTES
NOTES

A/C Evaporator Housing Assembly



A/C Evaporator Housing Assembly



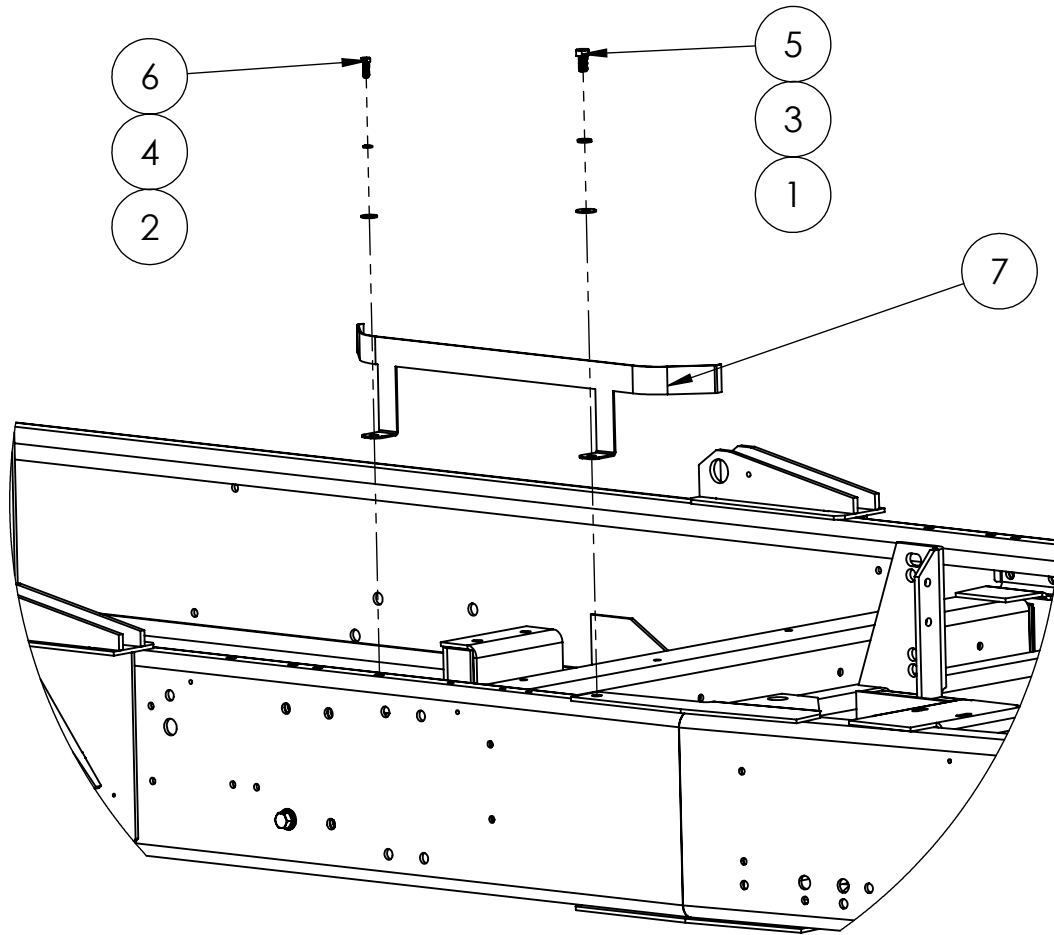
A/C Evaporator Housing Assembly

Item	Pt No.	Description	Qty
-	381961	Evaporator Housing Assembly *B	Ref
1	381958	Blower, 12V	1
2	381957	Coil Assy, Evaporator	1
3	381956	Coil Assy, Heater	1
4	381954	Thermostat	1
5	381955	Valve, Block-expansion	1
6	382371	Resistor, Blower Speed	0

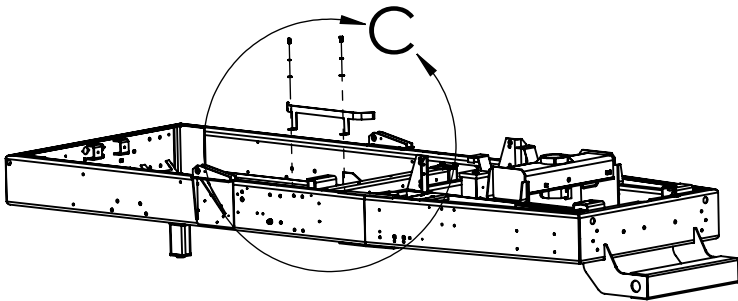




NOTES
NOTES



DETAIL C

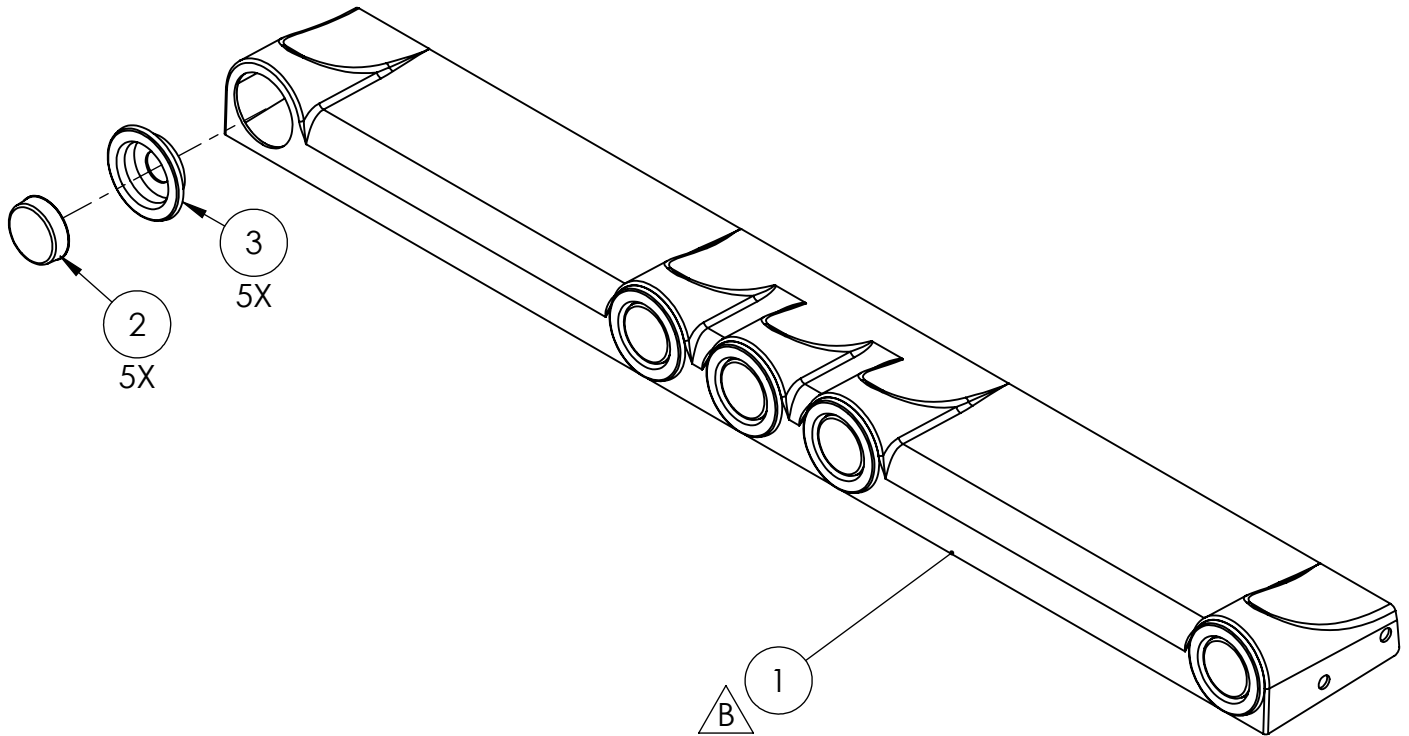



ITEM NO.	PART NUMBER	DESCRIPTION	QTY
1	031506	WASHER,FLAT,Ø 7/16",USS	1
2	030557	WASHER,FLAT,USS,Ø 3/8"	1
3	030592	WASHER,SPRING LOCK,Ø 1/2"	1
4	030373	WASHER,SPRING LOCK,Ø 5/16"	1
5	030636	BOLT,HEX,HEAD,1/2-13-UNC x 1"LG	1
6	031433	BOLT,HEX,HEAD,5/16-18-UNC x 1"LG	1
7	330793	AC SUPPORT BRACKET	1



NOTES
NOTES

<hr/>	<hr/>
<hr/>	<hr/>
<hr/>	<hr/>
<hr/>	<hr/>
<hr/>	<hr/>
<hr/>	<hr/>
<hr/>	<hr/>
<hr/>	<hr/>
<hr/>	<hr/>
<hr/>	<hr/>



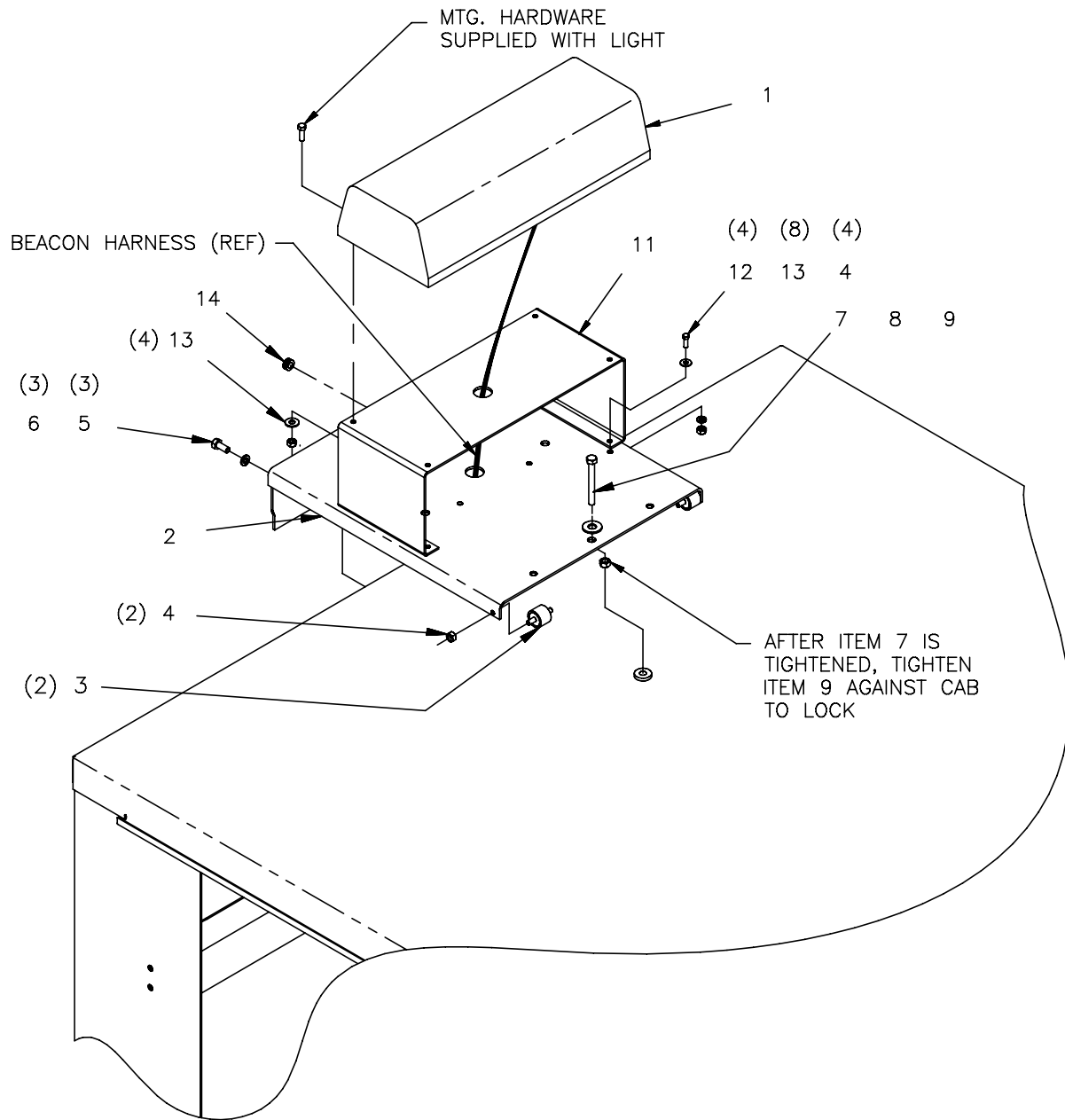
ITEM NO.	PART NUMBER	DESCRIPTION	QTY
REF	326989	LIGHTBAR ASSY, 2-1/2" - STD	REV B 
1	660302	LIGHTBAR, LOW PROFILE	1
2	318629	LIGHT, AMBER, 2 1/2"	5
3	317556	GROMMET, MOUNT LAMP, OPEN, 2 1/2"	5
4	354515	HARNES "FRONT I.D. LIGHTS"	1



NOTES
NOTES

Mini Light Bar Installation






1. ITEM 10 (SWITCH, NOT SHOWN) INSTALLS IN CAB ON LIGHT SWITCH PANEL

NOTES:

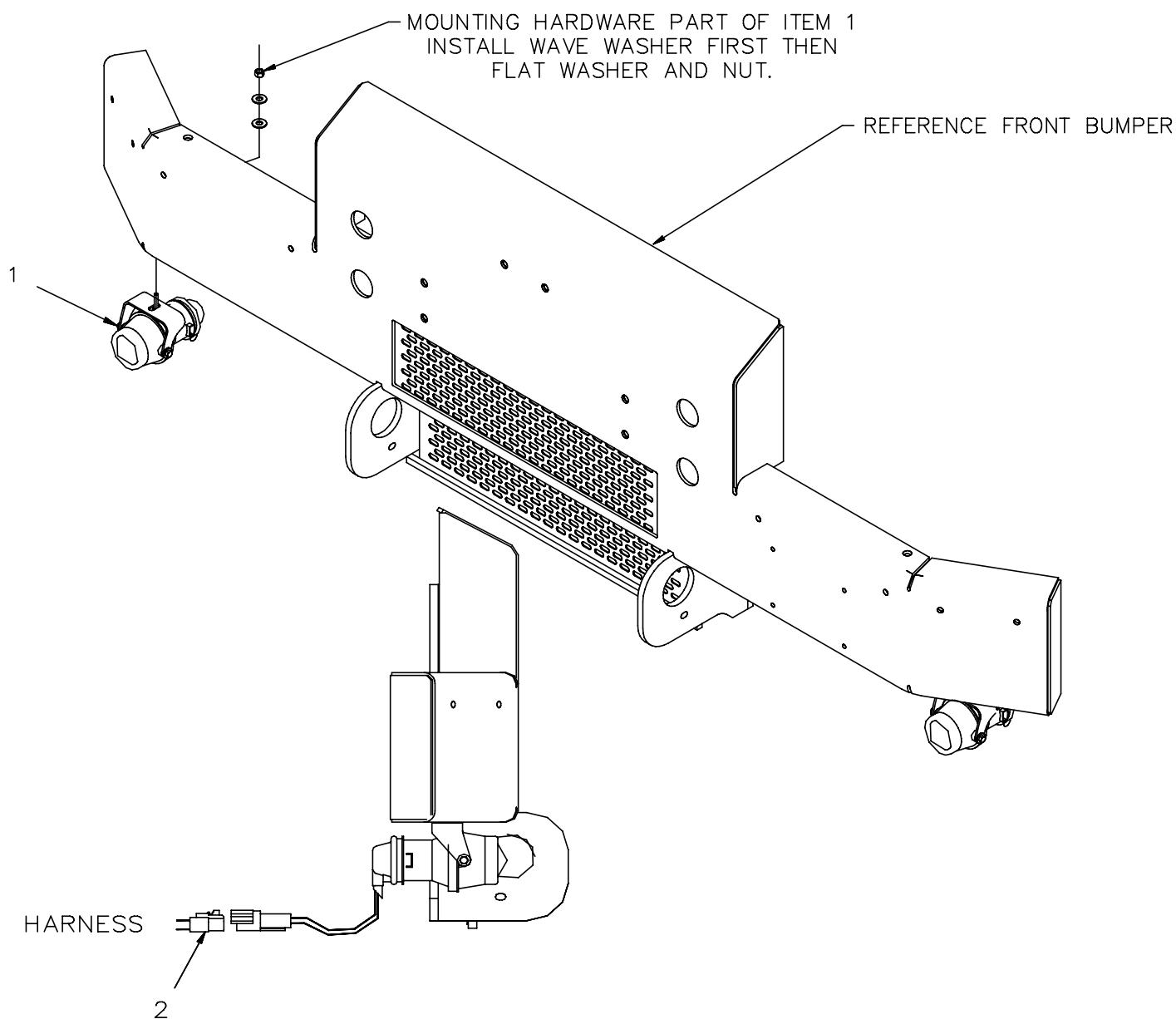
Mini Light Bar Installation

Item	Pt No.	Description	Qty	Item	Pt No.	Description	Qty
-	A326098	Mini Light Bar Installation	B Ref	13	035605	Washer – Flat Uss Plated 1/4	12
1	323170	Mini Light Bar – Rotating	1	14	608989	Grommet AN931 – B4 – 7	1
2	353773	Beacon Bracket Weldment	1				
3	317804	Mount – Sandwich – rubber	2				
4	203375	Nut – Lock, Nyl Insert, 1/4 – 20	6				
5	030483	Scr – Hx Hd Pltd 5/16 – 18x3/4 Gr8	3				
6	030373	Washer – Lock Split Plt 5/16 Gr8	3				
7	350708	Scr – Hx Hd Cap, 3/8 – 16x1 – 3/4 Gr8	1				
8	030557	Washer – Flat Uss Plated 3/8	1				
9	030599	Nut – Plated, 3/8 – 16 Gr8	1				
10	317372	Switch Rocker – Rotary Beacon	1				
11	326097	Channel – Mounting, Light Bar	1				
12	033125	Scr – Hx Hd Pltd 1/4 – 20 X 1 Gr8	4				



NOTES
NOTES

Front Flood Light Installation



Item	Pt No.	Description	Qty	Item	Pt No.	Description	Qty
-	A327425	Front Floodlight Installation	A Ref	2	326213	Harness- "P2/Bk2-Front"	0
1	327760	Worklight- Front Hella Rework	A 2				
	327724	Worklight- Front Hella 74528	0				
	325273	Receptacle- 3-Way	0				
	307902	Pin Contact (Ct)	0				
	322115	Keyed Wedge Lock (Mh)	0				
	307899	Sealing Plug (Cu)	0				
	896749	Slit Flex Tube .25 (Eft)	0				

Figure 26



NOTES
NOTES

LED Stop/Tail/Clearence Marker Assembly



NO DRAWING AVAILABLE

LED Stop/Tail/Clearence Marker Assembly

Item	Pt No.	Description	Qty
-	A324459	LED Stop/Tail/Clr/Marker Instl	*E Ref
1	327109	Light Kit, Stop/Tail/Sig-Led 4"	2
2	A327813	Light Assy, Marker, Led-Amp 2-1/2	0
3	A326990	Lightbar Assy, 2-1/2" - Led	1
4	327108	Light Kit, 3rd Brake Light-Led	1
5	327086	Light Kit, Backup-Led White 4"	2
6	A327807	Light Assy, Marker, Led-Red 2-1/2"	7





NOTES
NOTES

CHAPTER

5

Electrical

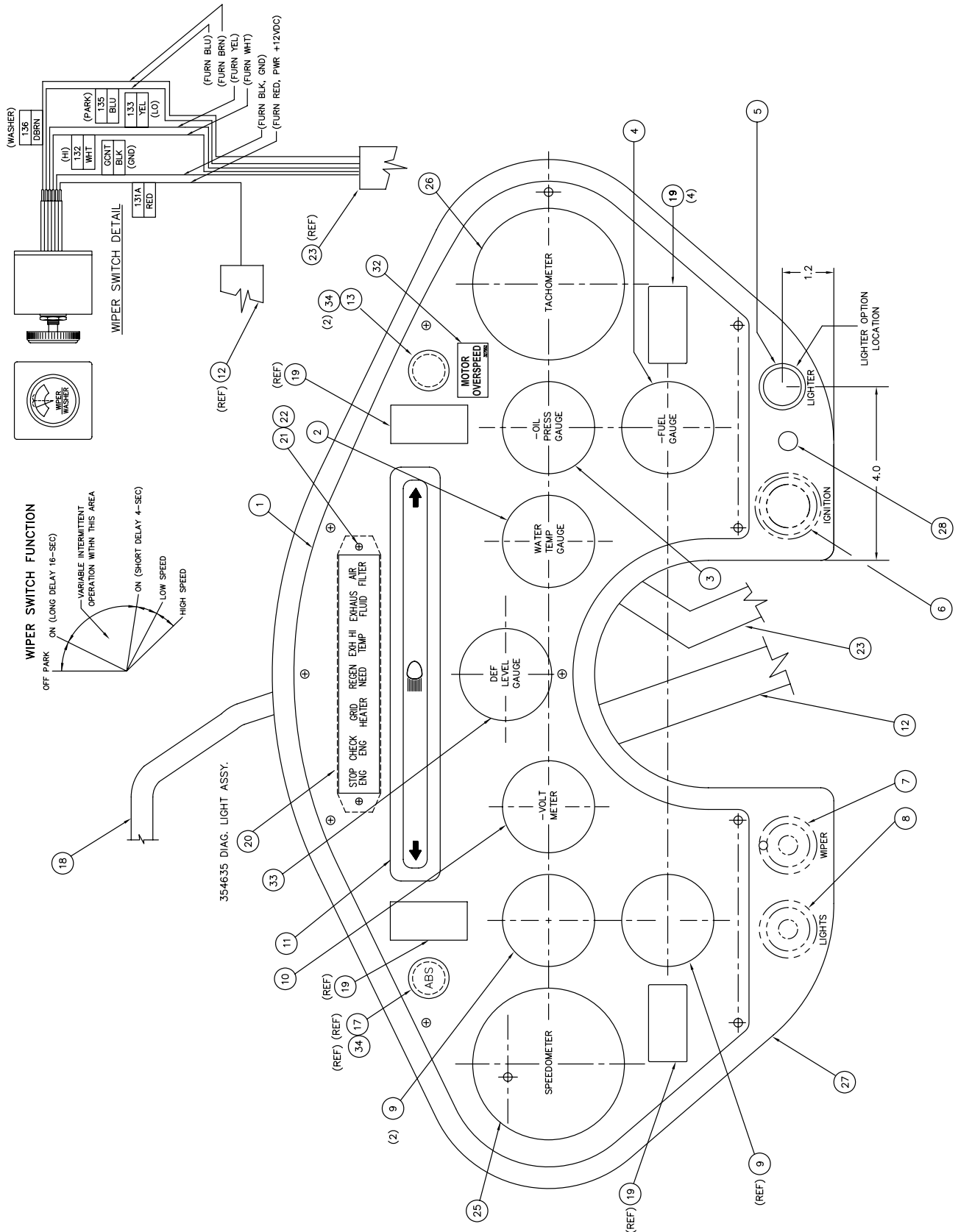
Table of

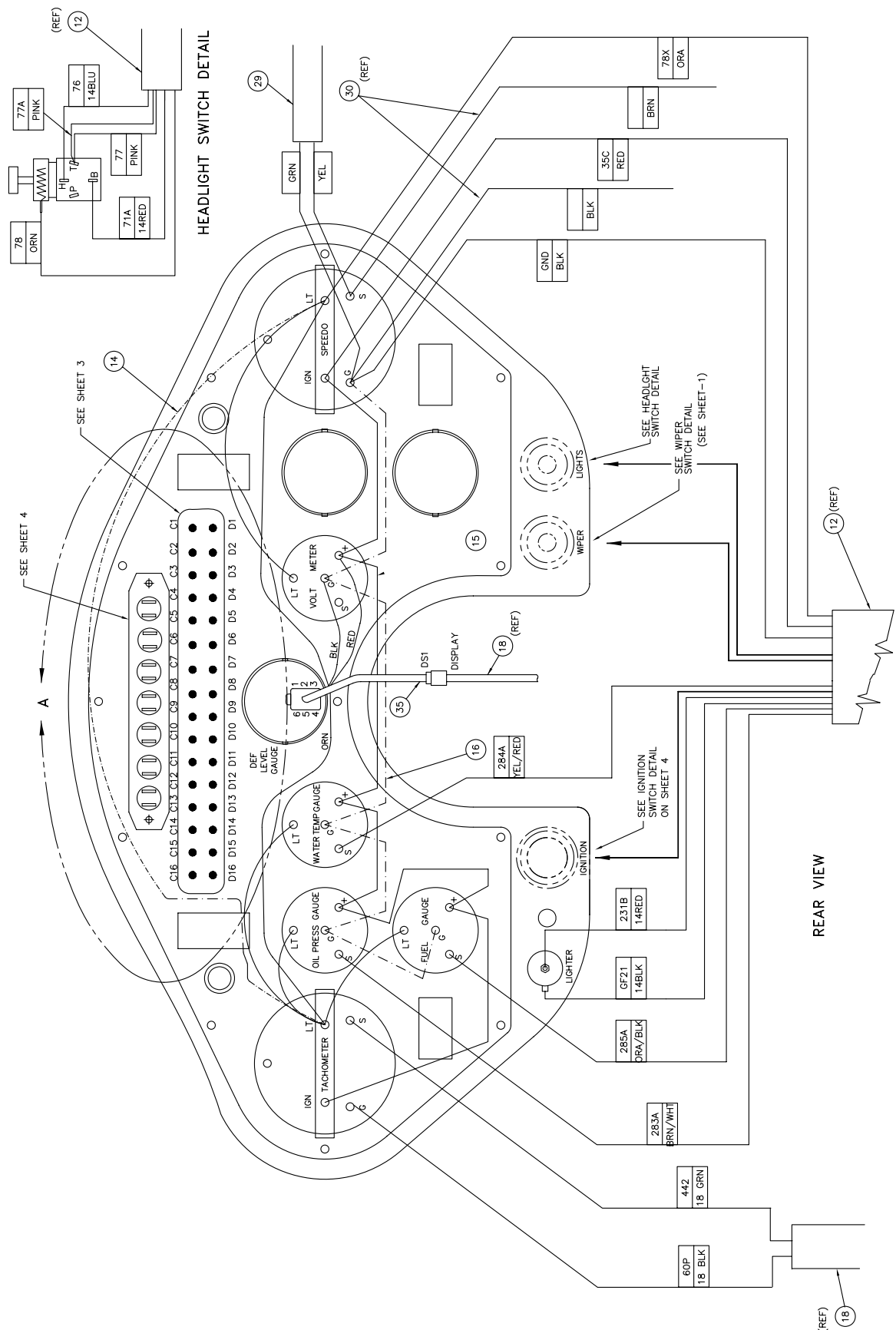
Contents Subject

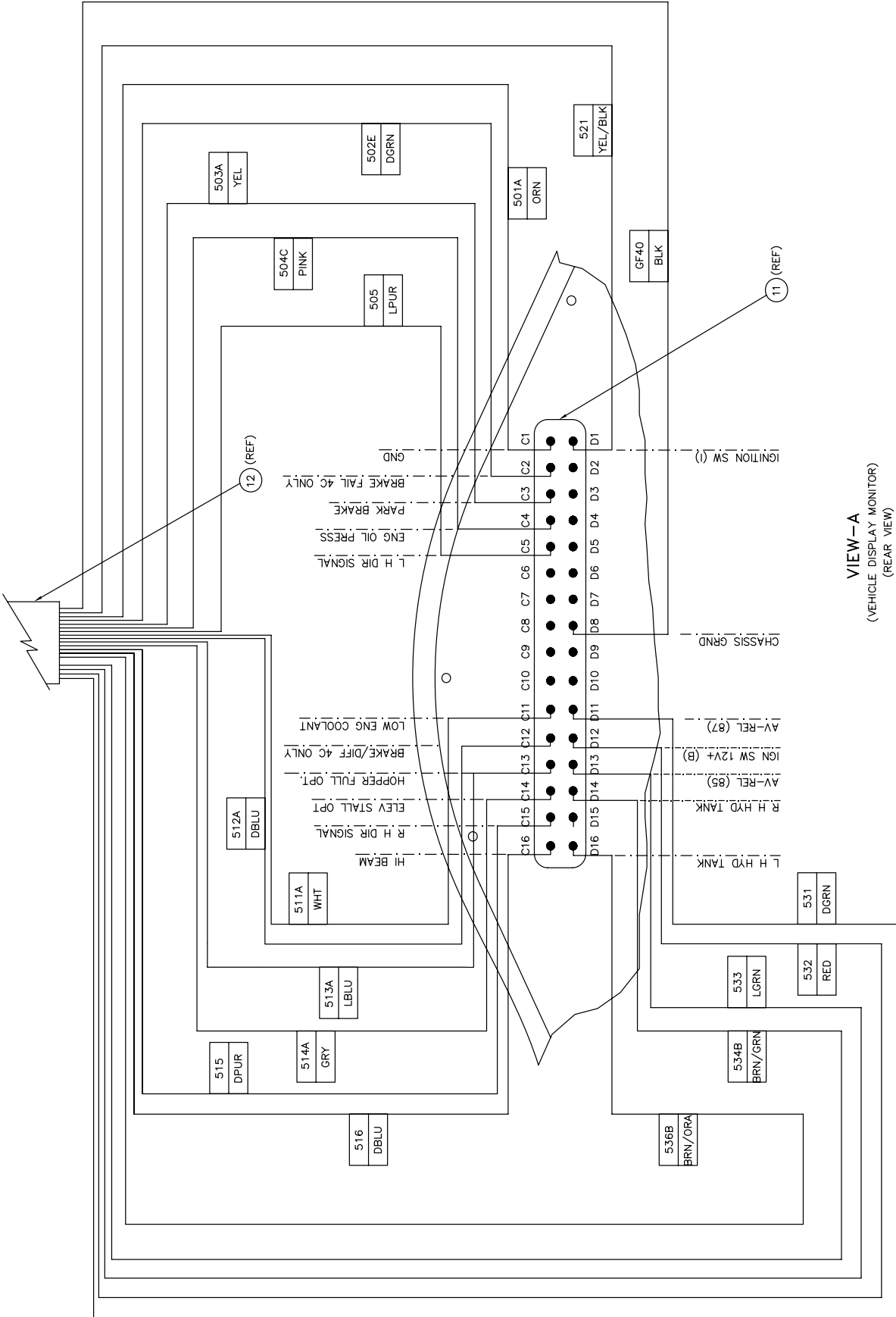
Page

Body

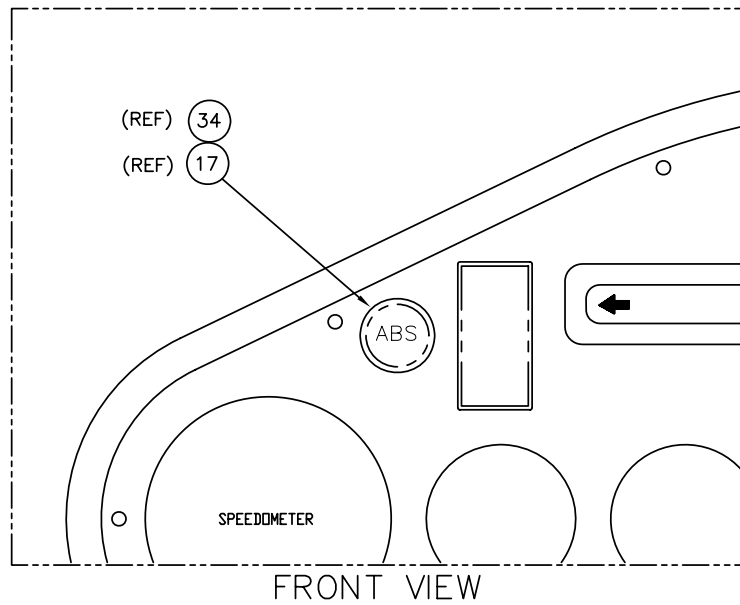
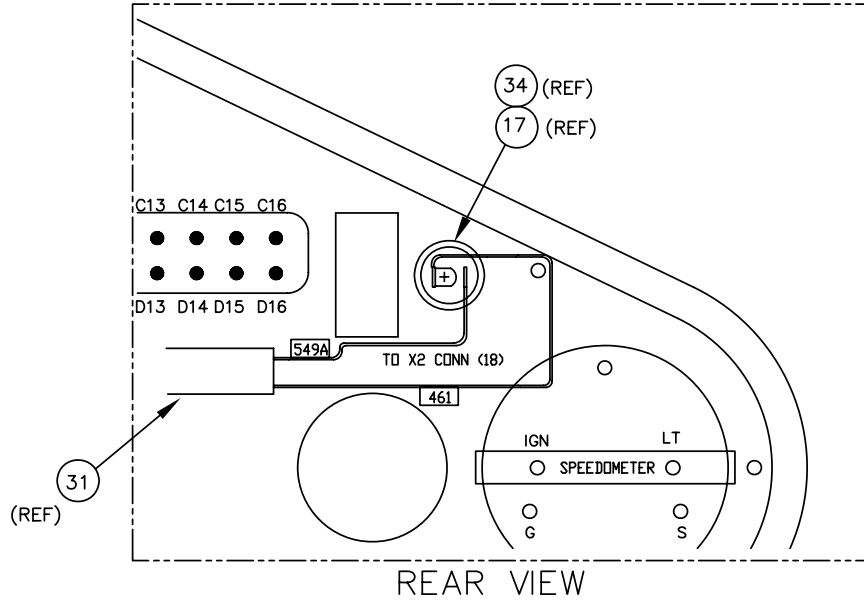
Panel Assembly Front Console	5-7
Gutter Broom/Elevator Panel Assembly	5-11
Hopper/Water Pump Panel Assembly	5-13
Light Switch Panel Assembly	5-15
Switch Panel, Shifter Lever	5-19
Ecu Box Assembly	5-24
Switch Panel Regeneration	5-29
Battery Installation	5-31

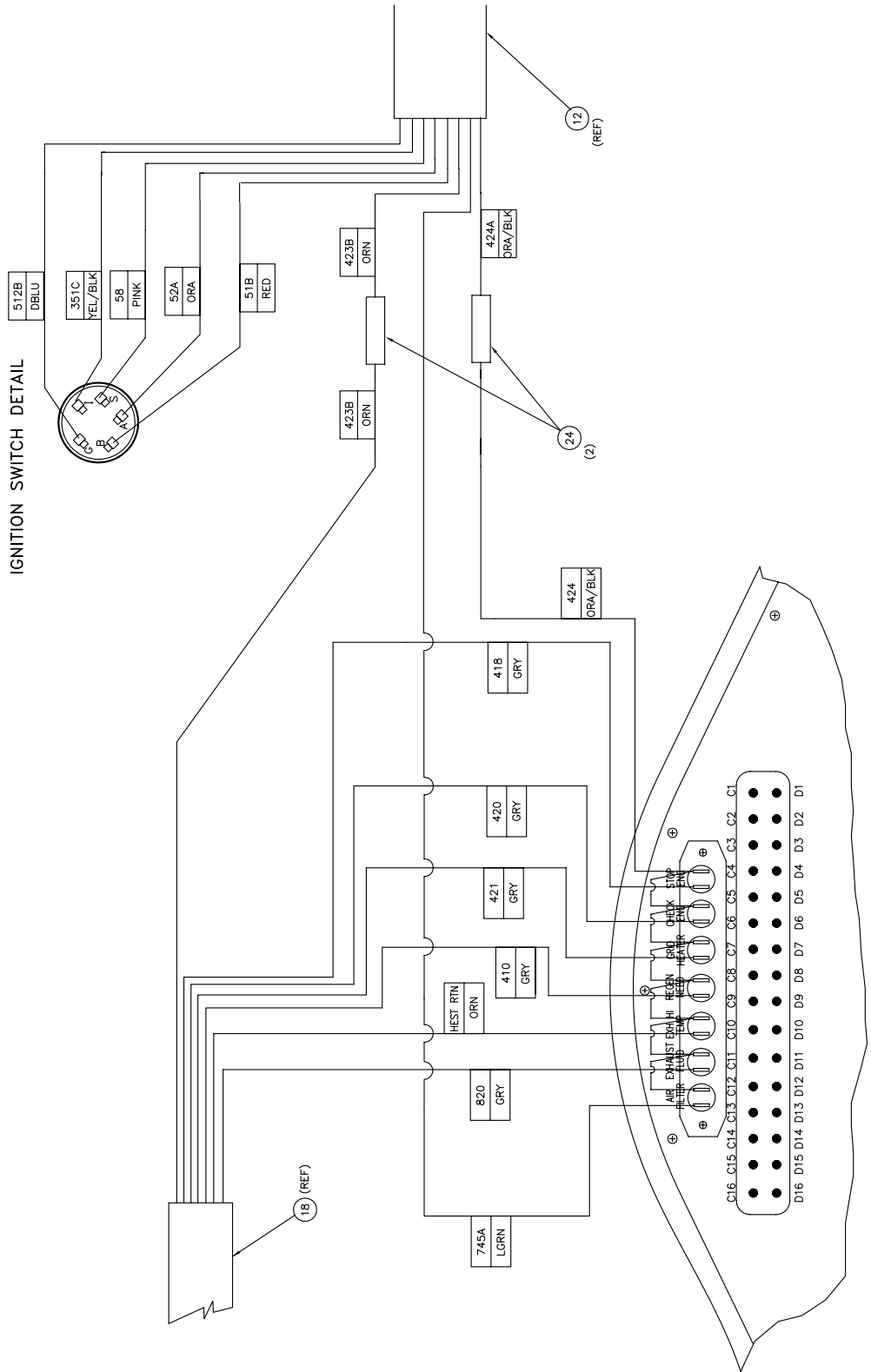






VIEW - A
(VEHICLE DISPLAY MONITOR)
(REAR VIEW)

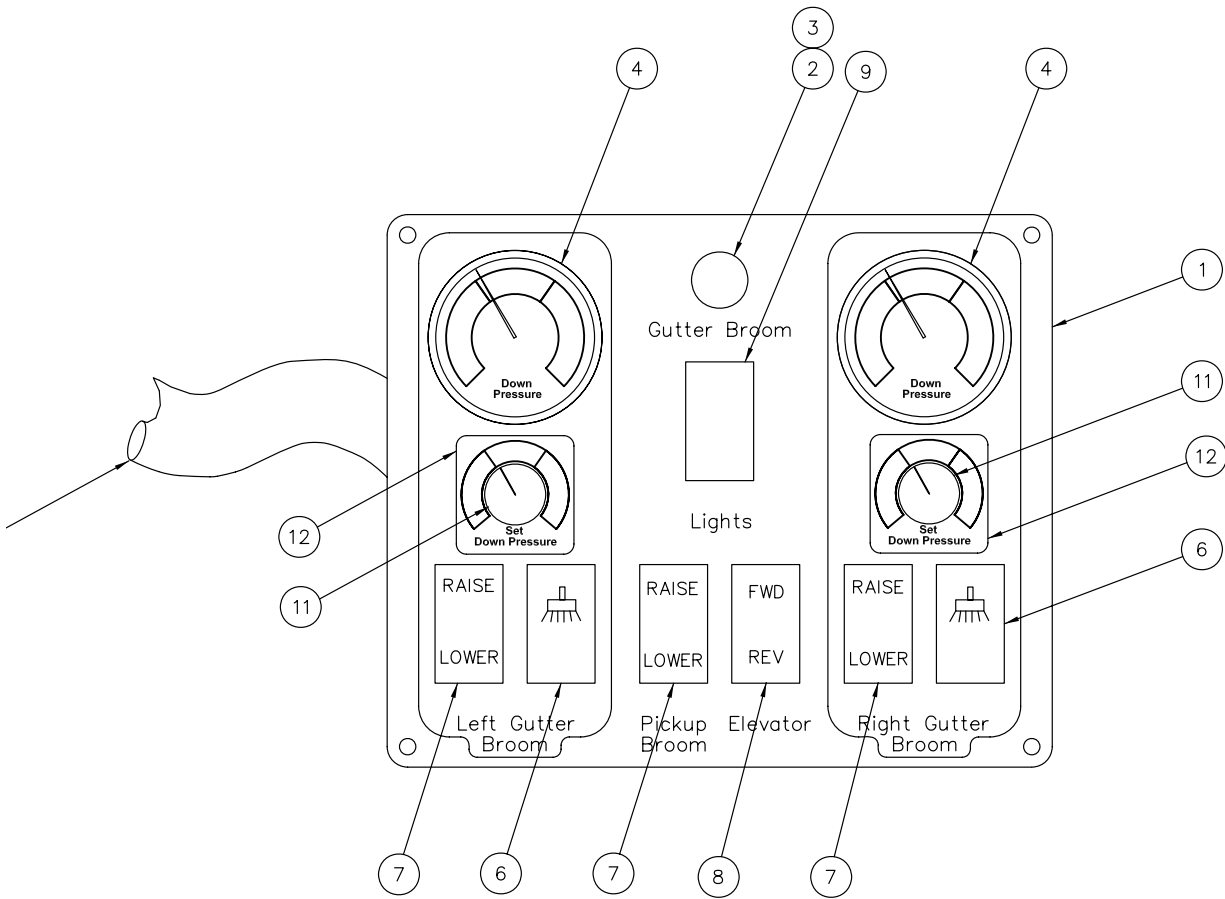




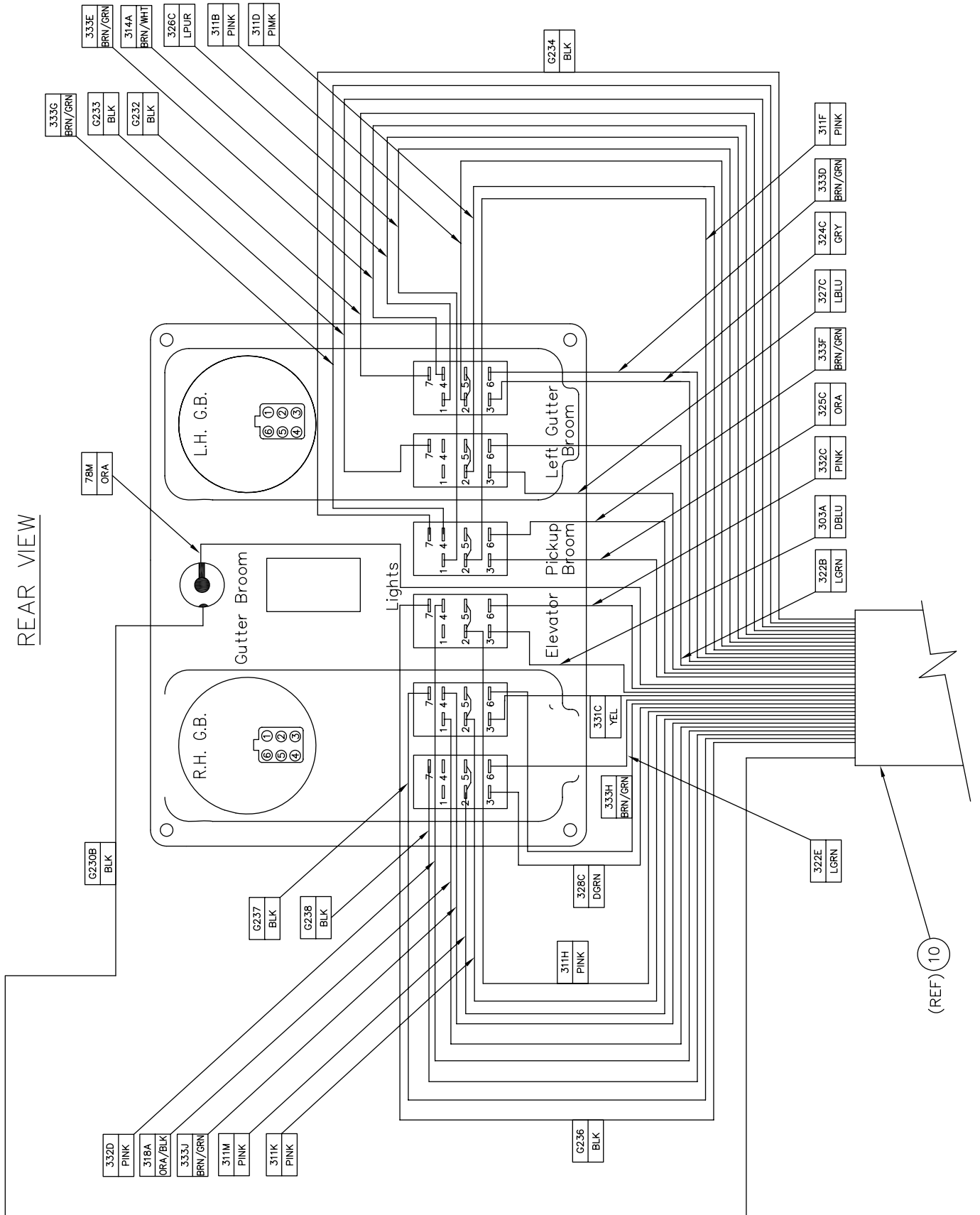
VIEW—A
(ENGINE DIAGNOSTIC LIGHTS)
(REAR VIEW)

Item Pt No.	Description	Qty
-	A328953 Panel Ass'y Front Console ISB10 2 REF	
1	320253 Front Console Panel Ass'y	1
2	317652 Gauge, Temp 100-280 Deg F	1
3	320710 Gauge, Engine Oil Pressure 100	1
4	058582 Gauge - Fuel	1
5	310341 Plug Button - 7/8	1
6	353151 Ignition Switch	1
7	312440 Windshield Wiper Switch	1
8	203876 Headlight Switch	1
9	310346 Plug, Button (ø 2 1/8)	2
10	070131 Voltmeter (12v)	1
11	315759 Vehicle Monitor Display (AV-1000)	1
12	325074 Harness " P2/Bk2 - Front"	1
13	314422 Pilot Light - Red	1
14	316764 Wire Ass'y, Instrument Lights	1
15	316765 Wire Ass'y, 12V+	1
16	B316766 Wire Ass'y, Ground	1
17	324234 Light ABS	-
18	328454 Harness, Cab, ISB10	1
19	316569 Plug Hole	2
20	328482 Diagnostic Lights Ass'y ISB10	1
21	023639 Scr-Pan HD, SLTD, Pltd, 8-32 x ½	2
22	900103 Nut Keeps 8-32	2
23	354356 Harness " Wiper/Washer"	1
24	314993 Permaseal Term, BUTT 14 - 16 (AK)	1
25	324233 Speedo Program, W/ABS 0-85 mph	REF
26	320280 Program, Tachometer	1
27	315785 Bezel, Dashboard	1
28	310338 Plug ø5/8	1
29	327318 Harness " Speedometer"	1
30	324433 Wire Ass'y Speedo To ABS	1
31	324761 Harness, "ABS-X2"	1
32	327552 Decal - Motor Overspeed	1
33	328711 Def Level Gauge	1
34	318787 Bulb	2
35	328911 Wire Ass'y, Def Level Gauge	1
36	328423 Buzzer 12 VDC	1
37	328996 Wire Ass'y, Light & Buzzer GND	1
38	352907 Sleeve Heat Shrink Tube	3

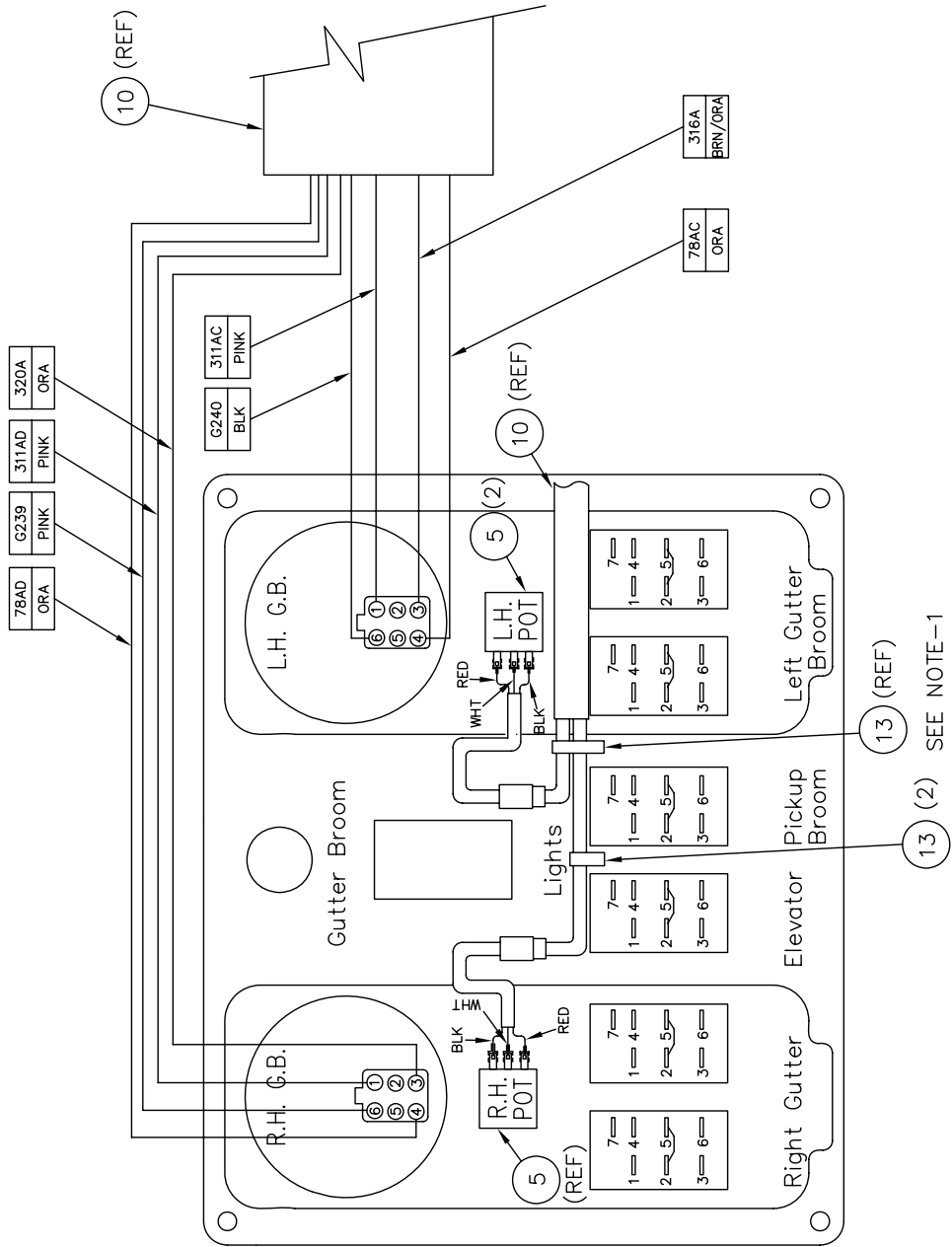
Item Pt No.	Description
-------------	-------------



REAR VIEW



(REF) 10

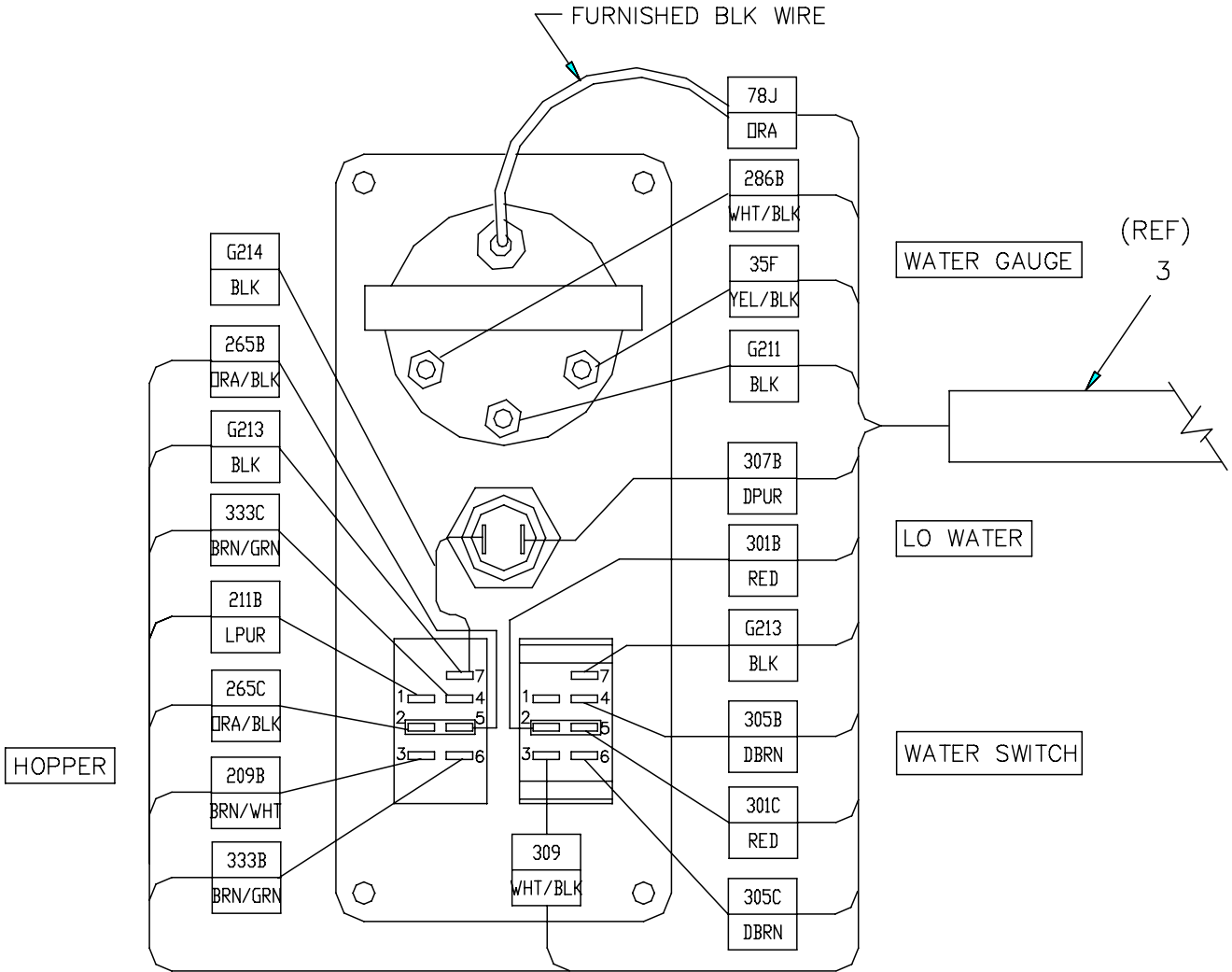


NOTE:

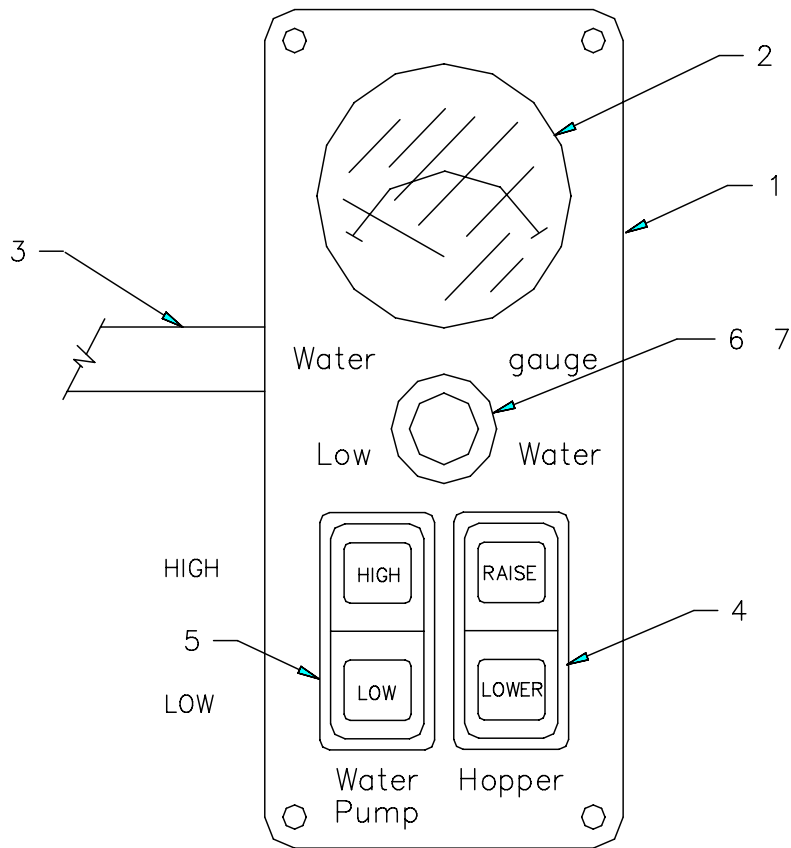
1. TIGHT CABLE BRANCHES TO SWITCH WIRES.

Item Pt No.	Description	Qty
- A328955	GB/Elevator Sw Panel Ass'y	1 REF
1	355172 GB Switch Panel	1
2	318768 Dash Light - Instrument Panel	1
3	316632 Bulb, 12 v - Automotive	1
4	327448 Down Pressure Gage	2
5	327736 Potentiometer 5 KHOM	2
6	323814 Switch - Rocker	2
7	317366 Switch - Rocker	3
8	317368 Switch - Rocker	1
9	316569 Hole Plug	1
10	327939 Harness "P4-Front" (M3/M4)	1
11	327459 Knob Blk Mate, 3/4 Dia .25 Shaft	2
13	608881 Cable Tie	2

Item Pt No.	Description	Qty
--------------------	--------------------	------------



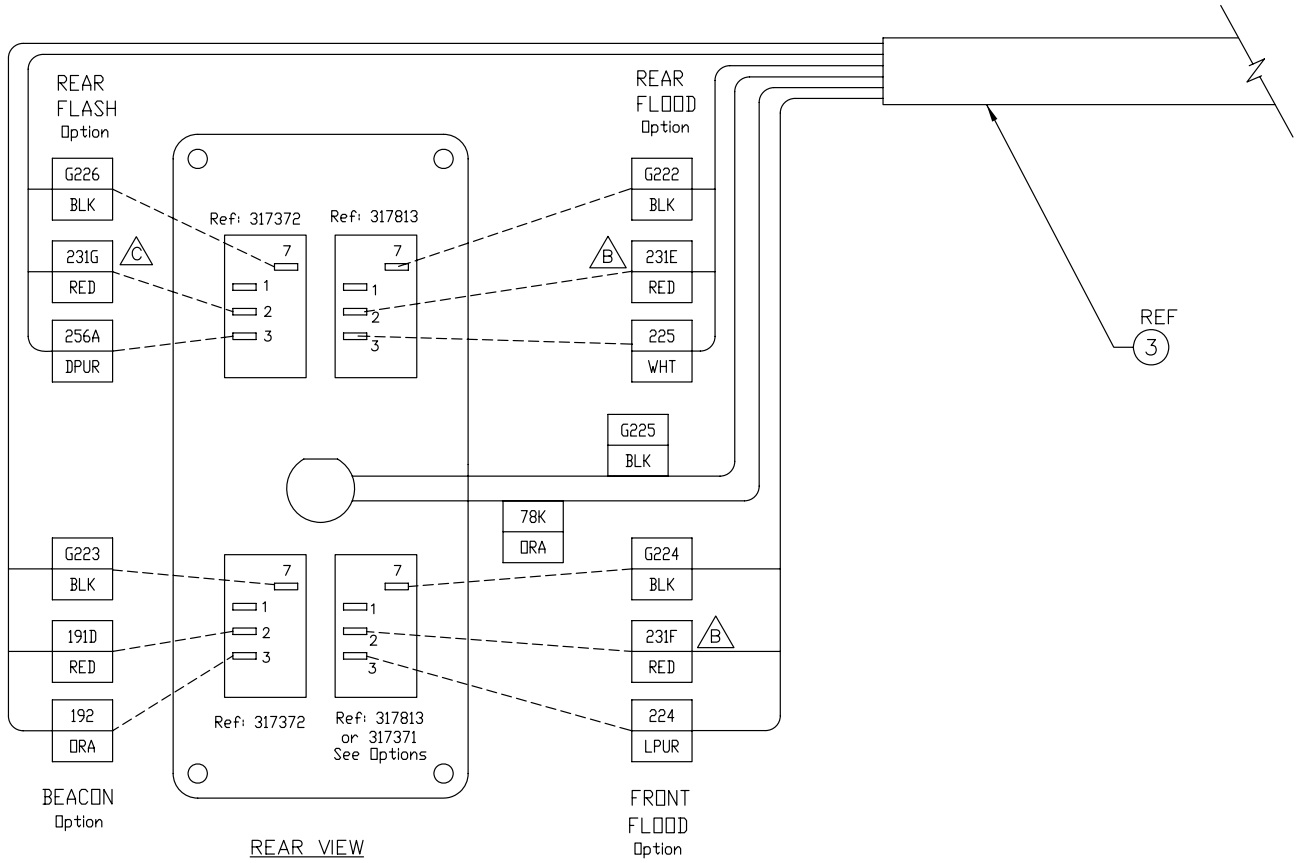
REAR VIEW OF PANEL



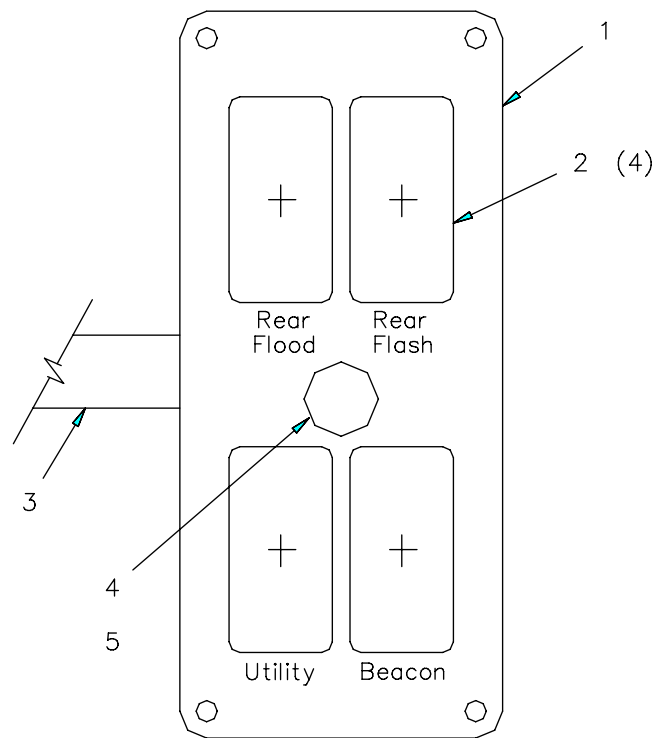
FRONT VIEW OF PANEL

Item	Pt No.	Description	Qty	Item	Pt No.	Description	Qty
-	324555	Hopper/Water Pump Panel Assy A	Ref	6	314422	Pilot Light-red	1
1	315797	Panel- Water Pump/Hopper Lexan	1	7	314434	Bulb, 0.5a, #1888	1
2	310346	Plug Button - 2 1/8	1				
3	323666	Harness "wat/Hop-dash Board"	1				
4	317366	Switch Rocker Raise/Lower	1				
5	324553	Switch Rocker High/Low (Spray)	1				





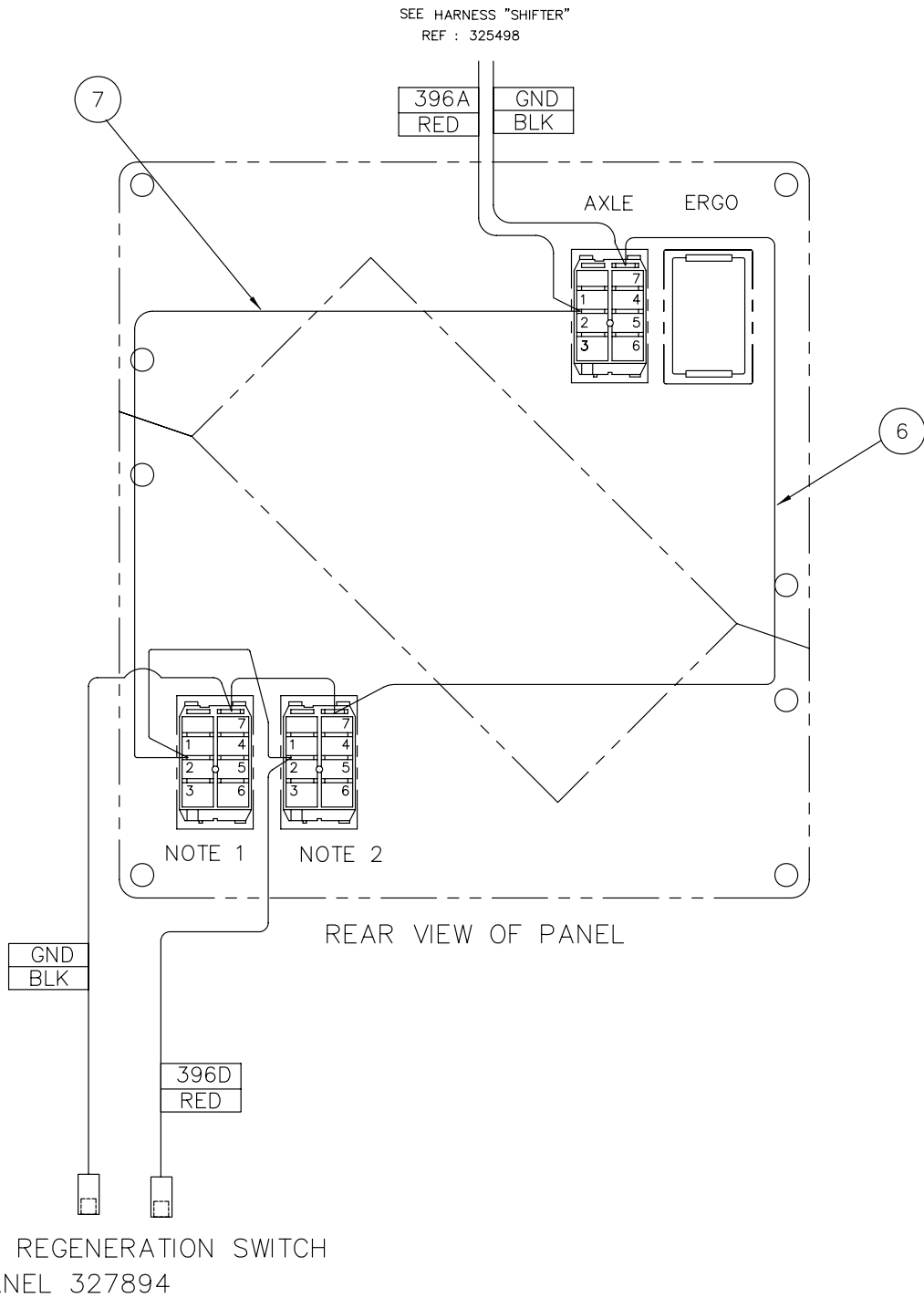
Note:
1. Missing Components Found On "Options"



FRONT VIEW OF PANEL

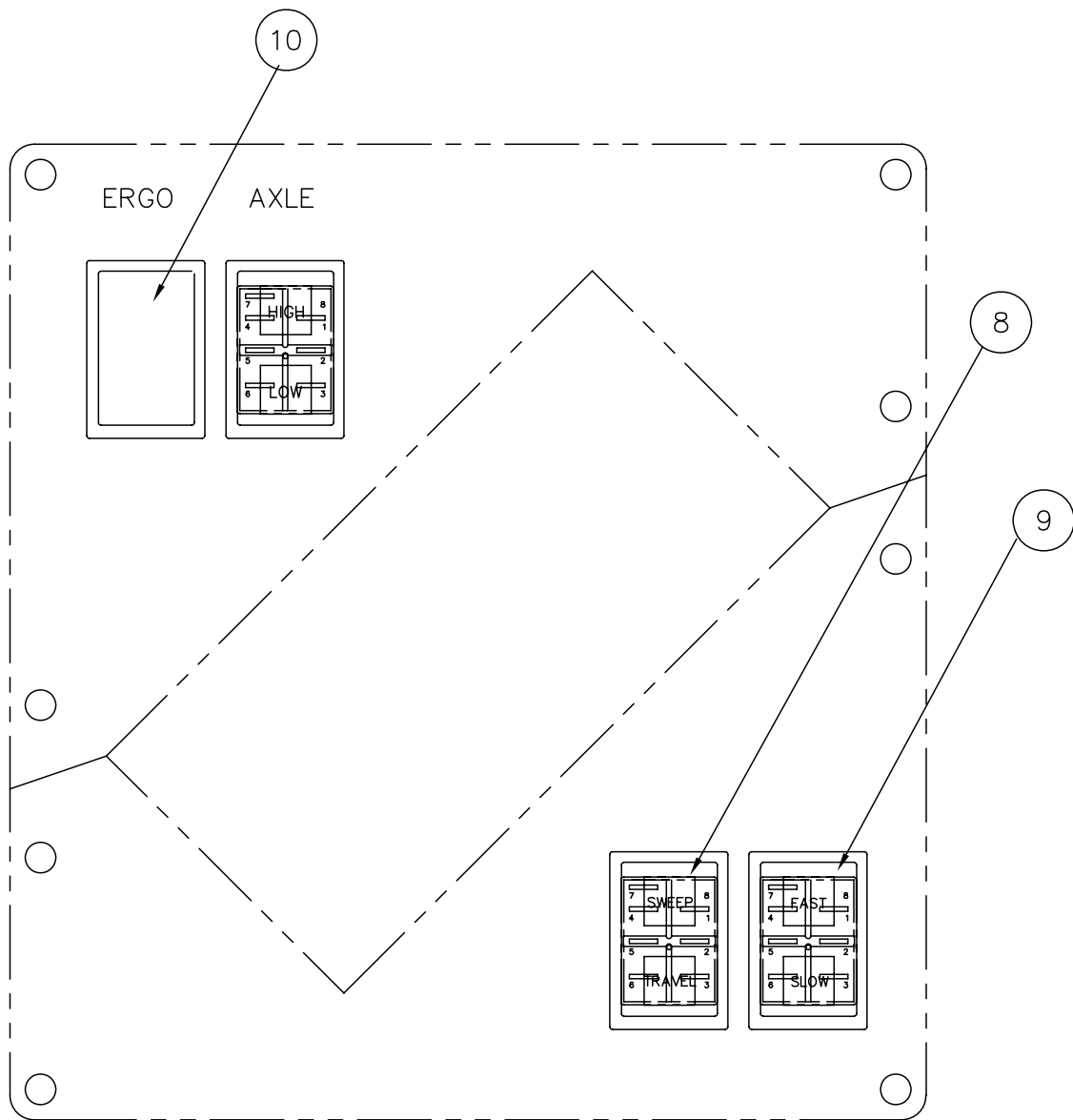
Item	Pt No.	Description	Qty	Item	Pt No.	Description	Qty
-	324641	Light Switch Panel Assy	C Ref				
1	315798	Light Switch Panel, Silk Screened	1				
2	316569	Hole Plug	4				
3	324330	Harness Light Sw Panel Assy	1				
4	318768	Dash Light-instrument Panel	1				
5	316632	Bulb, 12v-automotive	1				



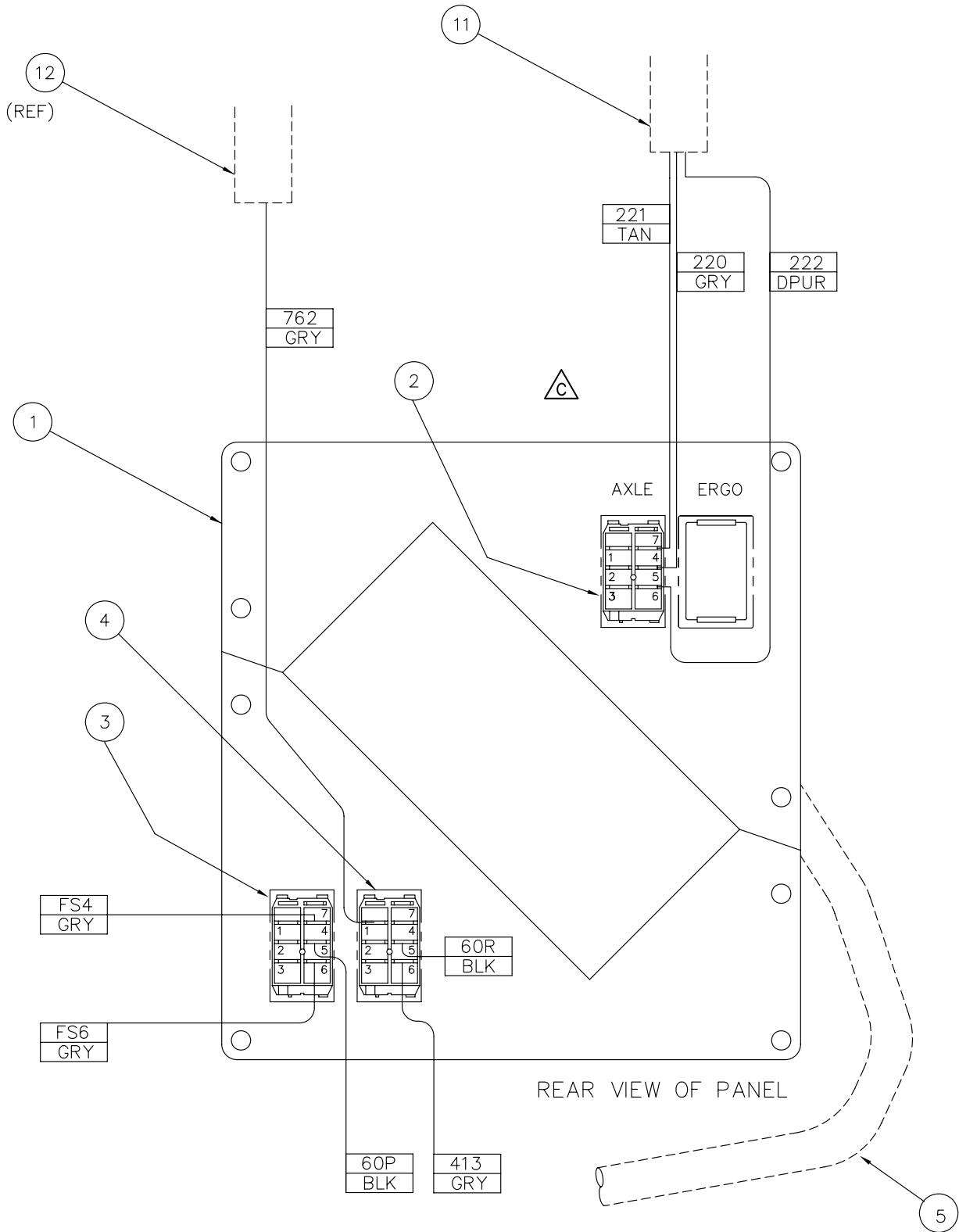


NOTE 1 : REMOVE JUMPER BETWEEN TERMINAL 2 AND 5 (SWITCH 320341)

NOTE 2: CHECK THAT JUMPER BETWEEN TERMINAL 2 AND 5 DON'T EXIST (SWITCH 320342)



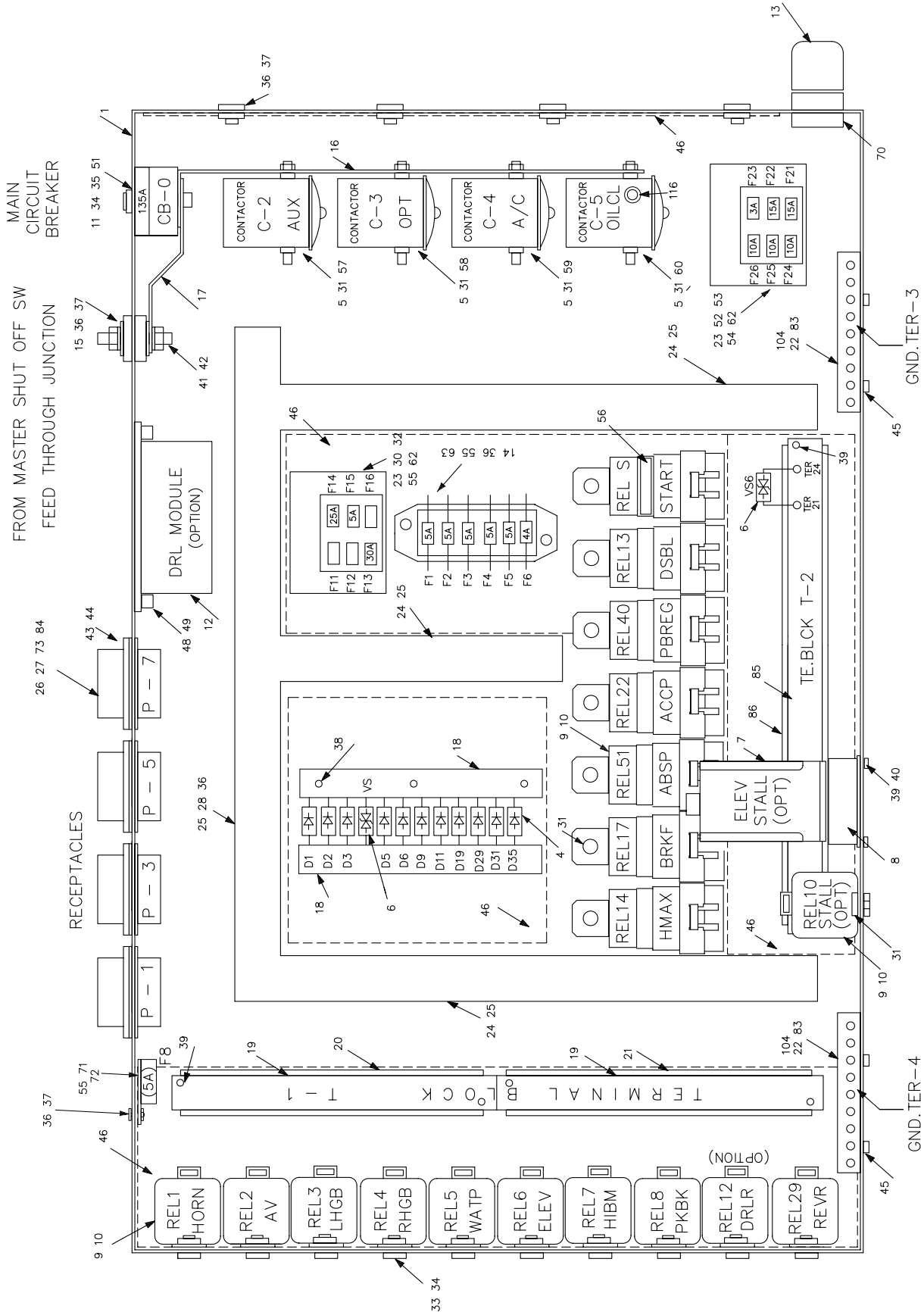
FRONT VIEW OF PANEL

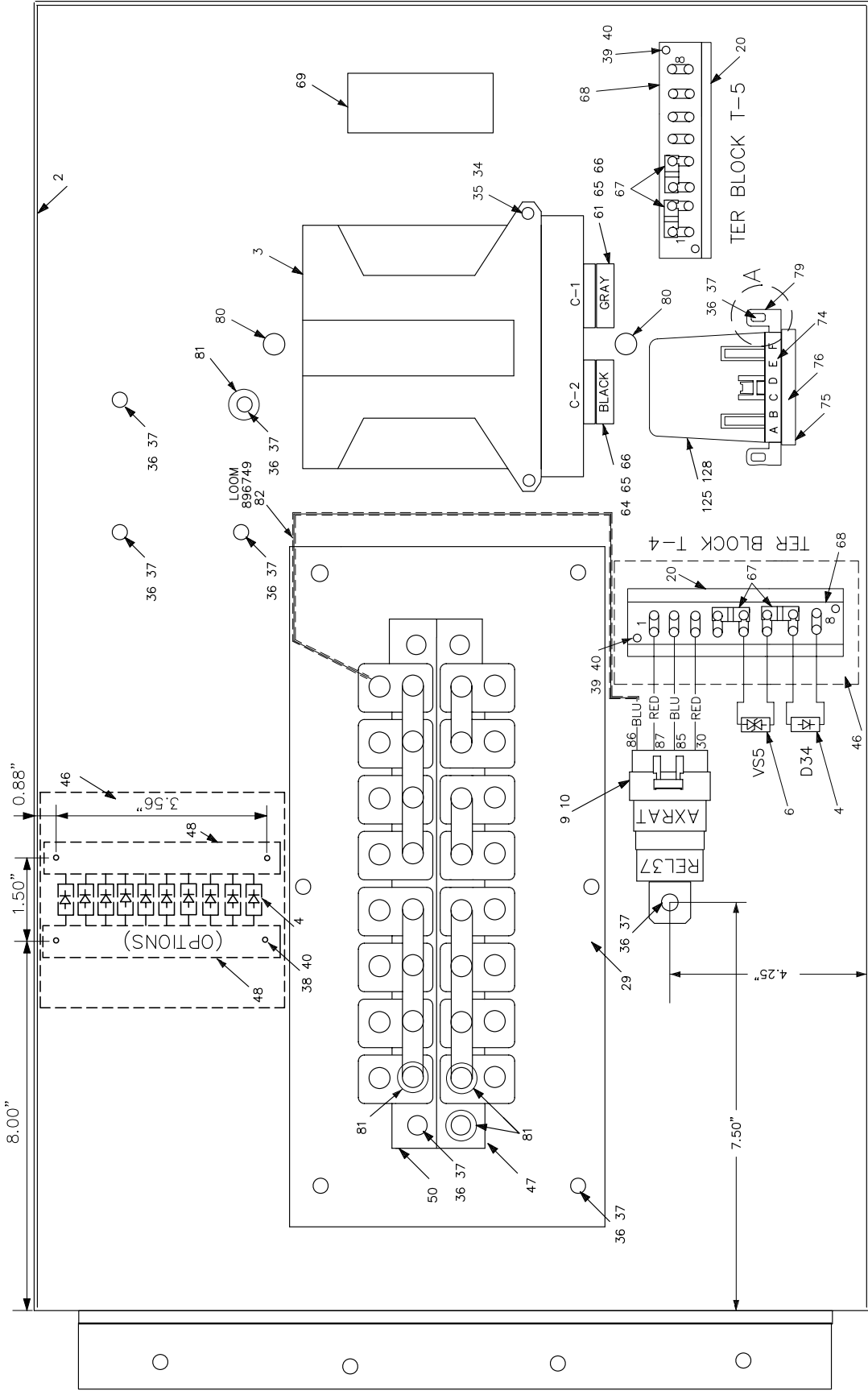


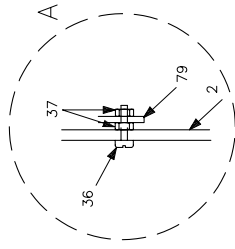
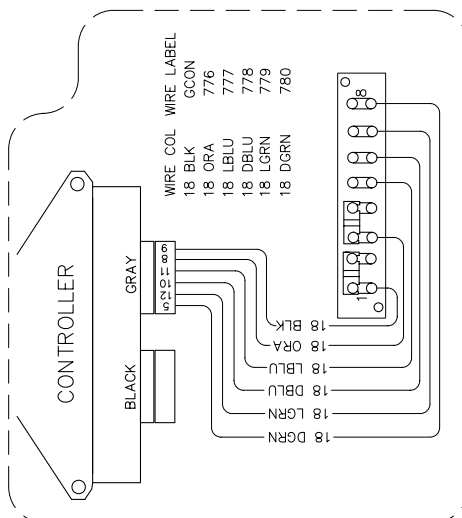
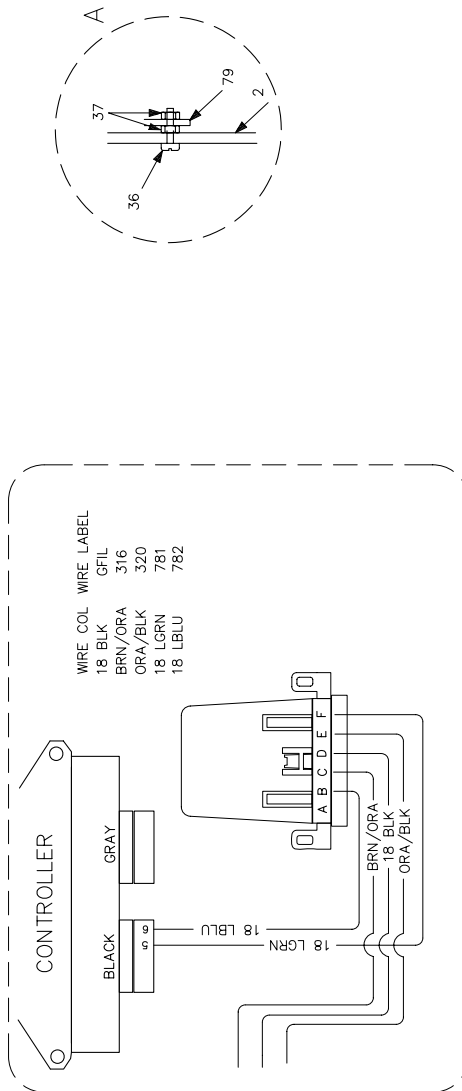
Item Pt No.	Description	Qty
-	A327892 Switch Panel, Shifter Lever, ISB07 2 REF	
1	320224 Shift Lever Panel, Silk Screen	1
2	317369 Switch Rocker, Hi/Low	1
3	320341 Switch Rocker, Idle, Diag/PTO, RPM	1
4	320342 Switch PTO ON/OFF	1
5	327893 Harness, Control Switches, ISB07	1
6	327895 Wire Ass'y, Panel GND	1
7	327896 Wire Ass'Y, Panel 12 VDC	1
8	353613 Label, Travel/Sweep	1
9	353614 Label, Rpm, Fast/Low	1
10	316569 Hole Plug	1
11	325075 Harness " Axle Shift" (Souer Drive)	1
12	327719 Harness " Sau. Drv. Control - Front"	Ref

Item Pt No.	Description	Qty
--------------------	--------------------	------------

This page intentionally left blank





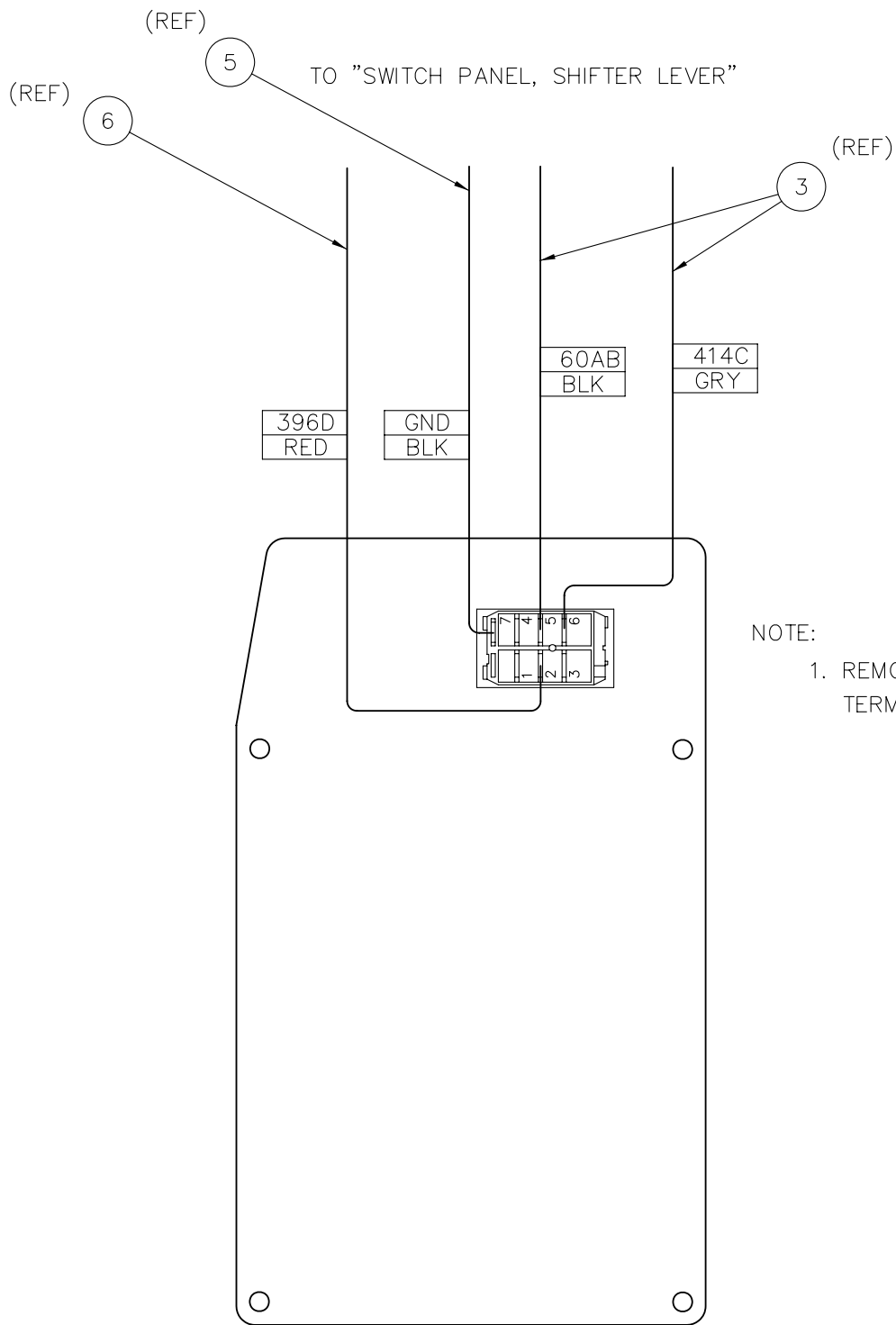


Item Pt No.	Description	Qty	Item Pt No.	Description	Qty
-	A328952 Ecu-Box Ass'y, M4C, ISB10	2 REF	51	033145 Scr-HX HD Pltd ¼-20X¾ GR8	2
1	324096 Weldment ECU-BOX	1	52	319083 Fuse, 15 amp	0
2	324065 Cover Weldment, ECU BOX	1	53	30-44 Fuse, Ato/Atc ¼ Blade 10 amp (MP)	0
3	327752 Controller, MC024-020, M4CSCT	1	54	321996 Fuse 3 AMP, Blade Type Waytek	0
4	13984 Diode	12	55	322133 Fuse, ATO/ATC 1/4 Blade 5 AMP	7
5	316082 Power Contactor 80 AMP	4	56	320717 Decal - Starter Relay	1
6	354300 Transient Voltage Suppressor	3	57	319061 Decal - Aux Relay 4A	1
7	353276 Monitor - Underspeed	0	58	319286 Decal, Option Relay 5A	1
8	351600 Socket - Terminal	1	59	319063 Decal - A/C Relay 3A	1
9	314741 Relay, 40 AMP, Weatherproof	19	60	320689 Decal - Oil Cooler Relay	1
10	323603 Relay Socket, Weatherproof	19	61	327156 Plug, DTM, 12 Way - Gray	1
11	353357 Circuit Breaker 135A, Master	1	62	900081 Scr-Pan HD, 10-24X1	4
12	3536665 Day Time Running Lights Module	0	63	325207 Fuse, 4 Amp-ATO/ATC, Blade Type	1
13	326283 Strain Relief PG-36, Plastic	1	64	327157 Plug, Dtm, 12 Way - Black	1
14	354317 Fuse Box 6-Gang	1	65	327158 Wedge Secondary Lock, 12 Way	2
15	323595 Feed Through Junction	1	66	353585 Socket Contact, 20GA Gold (LR)	24
16	323650 Distribution Copper Bar	1	67	354428 Jumper Strip	4
17	325599 Bar, Copper, Jumper	-	68	355171 Terminal Strip 8 Position	2
18	40668-1 Block Terminal	2	69	327241 Latch, Flush - ECU Box	1
19	323606 Terminal Strip, 18 Pos.	2	70	326284 Locknut PG-36, Plastic	1
20	323607 Marker Strip, 1-18	3	71	18015-11 Fuse Holder (MV)	1
21	323608 Marker Strip, 19-36	1	72	315948 Terminal-14/16 GA (EP)	2
22	323609 Copper Ground Terminal	2	73	325884 Contact, 16 PIN, 16-20 AWG	13
23	323889 Fuse Panel	2	74	327440 280 Female Terminal Sealed	5
24	323593 Wire Duct, Gray, 1" X 2"	36	75	327586 TPA 6-Way	1
25	323594 Wire Duct Cover, Gray, 1"	52	76	327538 Metpack 280, Plug, 6 WAY	1
26	323599 Receptacle, 31 Pin Position	4	77	327460 Electronic Print Board - Filter	1
27	307902 Pin Contact (CT)	76	78	327539 VES-PAC Extended Cap-Black	1
28	354362 Wire Duct, 1" X 3"	16	79	327541 Offset Clip	2
29	324327 Panel, Cover	1	80	327610 Finishing Plug ¼"	2
30	324111 Fuse, 30 AMP, ATO/ATC, Blade 1/4	1	81	352907 Sleeve-Shrink Tube	5
31	036549 Scr, 1/4-20 X 1/2, Phillips HD	15	82	896749 Split Flex Tube, 0.25 ID	16
32	324110 Fuse, 25 AMP, ATO/ATC, Blade ¼	1	83	327857 Scr Sed ¼-20 X 3/8 SLT OVLP SS	14
33	31428 Scr-HX PLTD, ¼-20X/2 GR8	11	84	307899 Sealing Plug	37
34	900105 NUT-KEPS, PLATED, 1/4-20	13	85	181985 Terminal Strip, 26 Position	1
35	327585 Scr-Pan HD, SLTD, ¼-20 X 2-¼	2	86	181986 Marker Strip	1
36	099335 Scr-Pan HD, SLT, Pltd, 10-24X ½	32	87	052350 Terminal Ring	4
37	036860 Nut-Keps, Plated, 10-24	19	88	311004 Term-5/16 Ring, 8 GA, Insul	4
38	321971 Screw, Phil, Oval HD, 6-32X¾ SS	6	89	314993 Permaseal Term, Butt 14-16 (AK)	3
39	035262 Scr Pan HD, Phil, 6-32 X ½	10	90	315285 Connector-Butt, 10-12 GA (AQ)	8
40	900104 Nut, 6-32, K-Lock	6	91	315507 Conn Butt 14-16/10-12 Stepup (AM)	17
41	030489 Washer Flat USS Plated 5/16	2	92	323798 Wire Markers - Specify Number	1
42	030599 Nut-Plated, 3/8-16 GR8	2	93	324875 Wire Marker Booklet, A-Z,0-15,+,-,/	0
43	323645 Panel Nut - Shell Size 24	4	94	324879 Wire Marker Booklet, 1-45	0
44	323646 Panel Lockwasher-Shell Size 24	4	95	352431 Permaseal Term#10, 16-14GA (NA)	21
45	308385 Scr-HX, ¼-28 X ¾	4	96	352432 Permaseal Trm,Tab ¼,16-14(NB)	14
46	896922 Tape-Seal, 4" Wide	5.8	97	352441 Permaseal Term-Ring #6, 16-14	161
47	317491 Circuit Breaker	1	98	352444 Permaseal Term,Ring #10,12-10(M)	3
48	317725 Nutsert- 10-32, Alum. Knurled	2	99	352450 Permaseal Term,Ring 5/16,16-14	2
49	317677 Scr-BTN SOC HD,10-32 X ¾,STNLS	2	100	354357 Ecu-Box Parts Decal (Set)	1
50	323752 Circuit Breaker Ass'y	1			

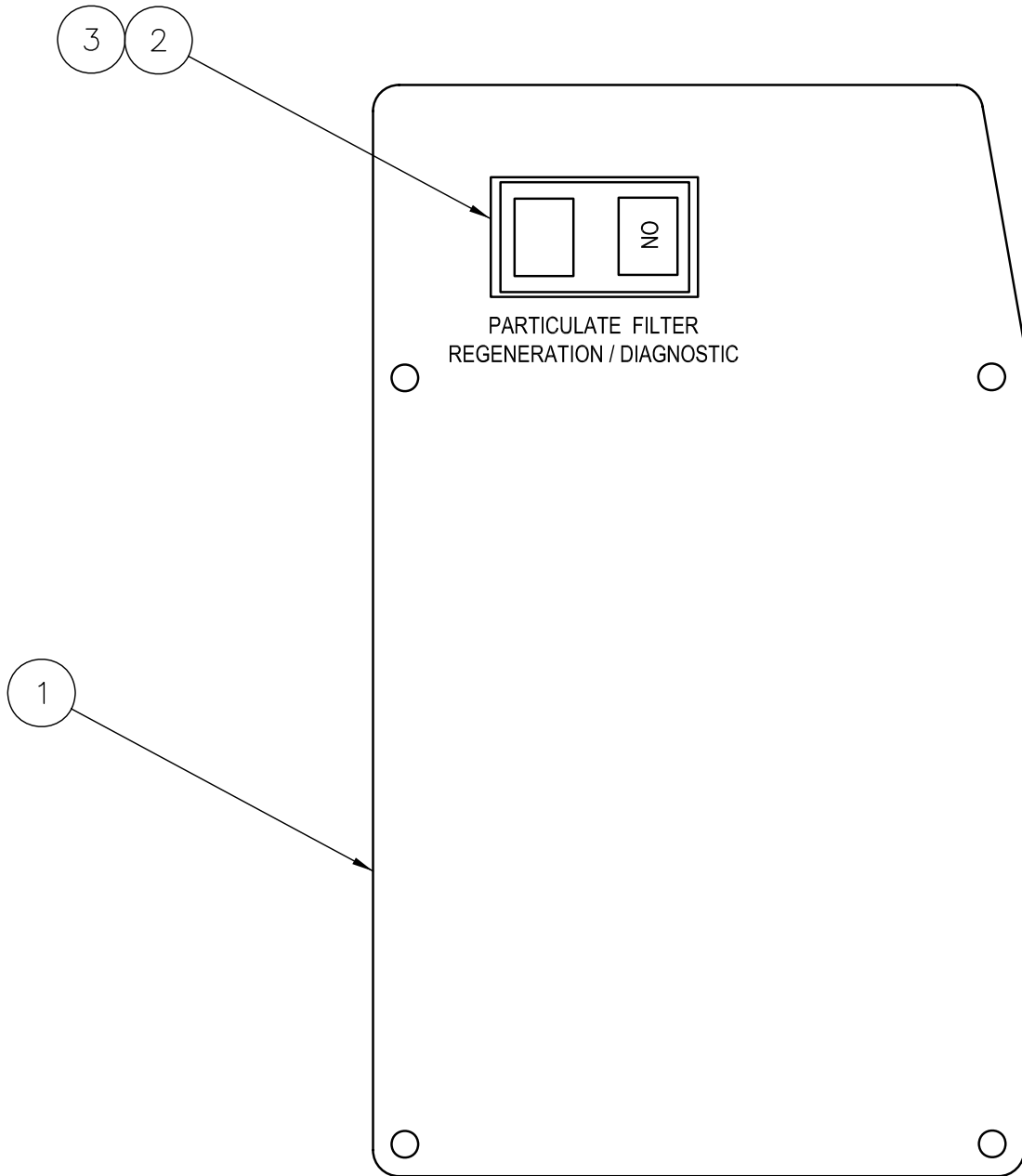
Item Pt No.	Description	Qty
- A328952	Ecu-Box Ass'y, M4C, ISB10	2 REF
101	50-11 Term,PIN 16-14GA	35
102	50-16 Term,PIN, 12-10 GA	4
103	352443 Permaseal Term, Ring 5/16, 12-10	3
104	896796 Threadlocker-Removable	0
105	893823 Wire 8 GA Red	140
106	893820 Wire 10 GA Black	49
107	896007 Wire 10 GA White	40
108	893802 Wier GA 10 Red	37
109	893807 Wire 14 Red	528
110	893809 Wire 14 GA Yellow	17
111	893810 Wire 16 GA Black	175
112	896442 Wire 16 GA Brown/Green	40
113	896438 Wire 16 GA Brown/Orange	21
114	896458 Wire 16 GA Brown/White	39
115	896436 Wire 16 GA DK Blue	44
116	896457 Wire 16 GA DK Brown/Yellow	161
117	896458 Wire 16 GA DK Brown	-
118	896459 Wire 16 GA DK Green	61
119	896460 Wire 16 GA DK Purple	52
120	896461 Wire 16 GA Gray	116
121	896462 Wire 16 GA LT Blue	53
122	896463 Wire 16 GA LT Green	46
123	896464 Wire 16 GA LT Purple	78
124	896465 Wire 16 GA Orange	185
125	896466 Wire 16 GA Orange/Black	55
126	896467 Wire 16 GA Pink	116
127	896468 Wire 16 GA Red	441
128	896437 Wire 16 GA Tan	11
129	893817 Wire 16 GA White	17
130	897028 Wire 16 GA White/Black	-
131	893816 Wire 16 GA Yellow	63
132	896623 Wire 16 GA Yellow/Black	141
133	896815 Wire 16 GA Yellow/Red	24
134	896875 Wire 18 GA DK Purple	204
135	896871 Wire 18 GA Green	162
136	896881 Wire 18 GA Tan	63
137	896866 Wire 18 GA Yellow	22
138	896867 Wire 18 GA White	97
139	896879 Wire 18 GA Red	67
140	896865 Wire 18 GA Orange	15
141	896870 Wire 18 GA LT Green	53
142	896864 Wire 18 GA Black	24
143	896880 Wire 18 GA Brown/White	75
144	896873 Wire 18 GA DK Blue	8.5
145	896872 Wire 18 GA LT Blue	82
146	896868 Wire 18 GA Gray	146

Item Pt No.	Description
-------------	-------------

This page intentionally left blank



REAR VIEW

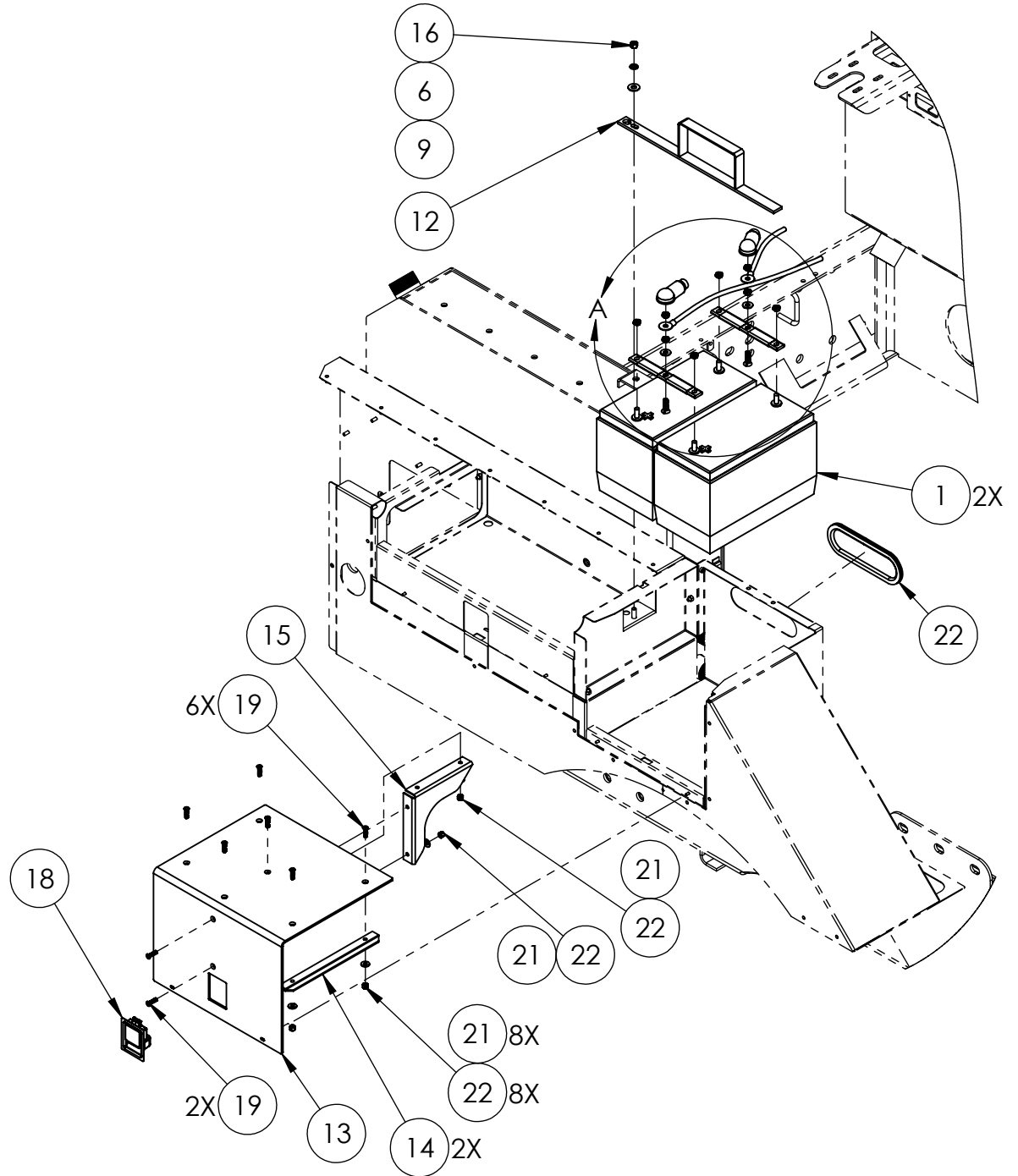
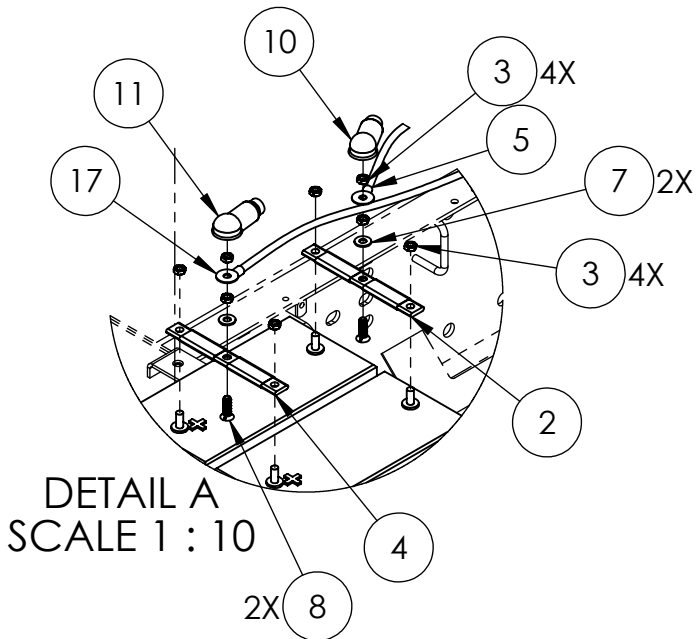


FRONT VIEW

Item Pt No.	Description	Qty
- 327894	Switch Panel, Regen., ISB07	1 REF
1 327899	Panel, Particulate Filter	1
2 320341	Rocker Switch	1
3 327904	Label, ON	1
4 327893	Harness, Control Switches, ISB07	REF
5 327895	Wire, Ass'y, Panel GND	REF
6 327896	Wire, Ass'y, Panel 12 VDC	REF

Item Pt No.	Description	Qty
--------------------	--------------------	------------

This page intentionally left blank





ITEM NO.	PART NUMBER	DESCRIPTION	QTY
REF	660210	BATTERY INSTALLATION	REV A
1	351235	BATTERY-MAINT.FREE 12V 1100CCA	2
2	E325890	JUMPER BATTERY ASSY, RED	1
3	325880	NUT,HEX,JAM,3/8-16-UNC, BRASS	8
4	E325891	JUMPER ASSY BATTERY, BLACK	1
5	E328957	WIRE ASSY, BATT (+) TO STARTER	1
6	030605	WASHER,SPRING LOCK,Ø 3/8"	1
7	325879	Washer, Flat Ø.391"xØ.875"x.062" (Brass)	2
8	325853	SCR,FH-SLT,BRASS,3/8-16X 1-1/4	2
9	030557	WASHER,FLAT,USS,Ø 3/8"	1
10	352799	CAP, TERMINAL, BATTERY, RED	1
11	352831	CAP, TERMINAL, BATTERY, BLACK	1
12	661252	BATTERY BRACE WELDMENT	1
13	661265	FENDER BATTERY COVER	1
14	661267	FENDER BATTERY BOX COVER GUIDE	2
15	661266	FENDER BATTERY BOX GUSSET	1
16	030599	NUT, HEX, 3/8-16-UNC	1
17	E328958	WIRE ASSY, BATT (-) TO CHASSIS	1
18	331614	LATCH, PADDLE SMALL BLK	1
19	90353	SCREW,C'SUNK,82°,FLAT HEAD,CROSS DRIVE,1/4-20-UNC X 1"LG.	8
21	035605	WASHER,FLAT,Ø 1/4",USS,(3/4" O.D.)	8
22	89370400 8	PLASTIC TRIM 8" LG	1
22	612667	NUT,HEX,NYLON LOCK,1/4-20-UNC	8

CHAPTER

6

Engine

Table of

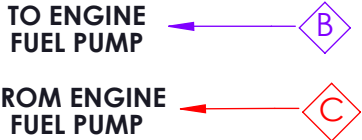
Contents Subject

Page

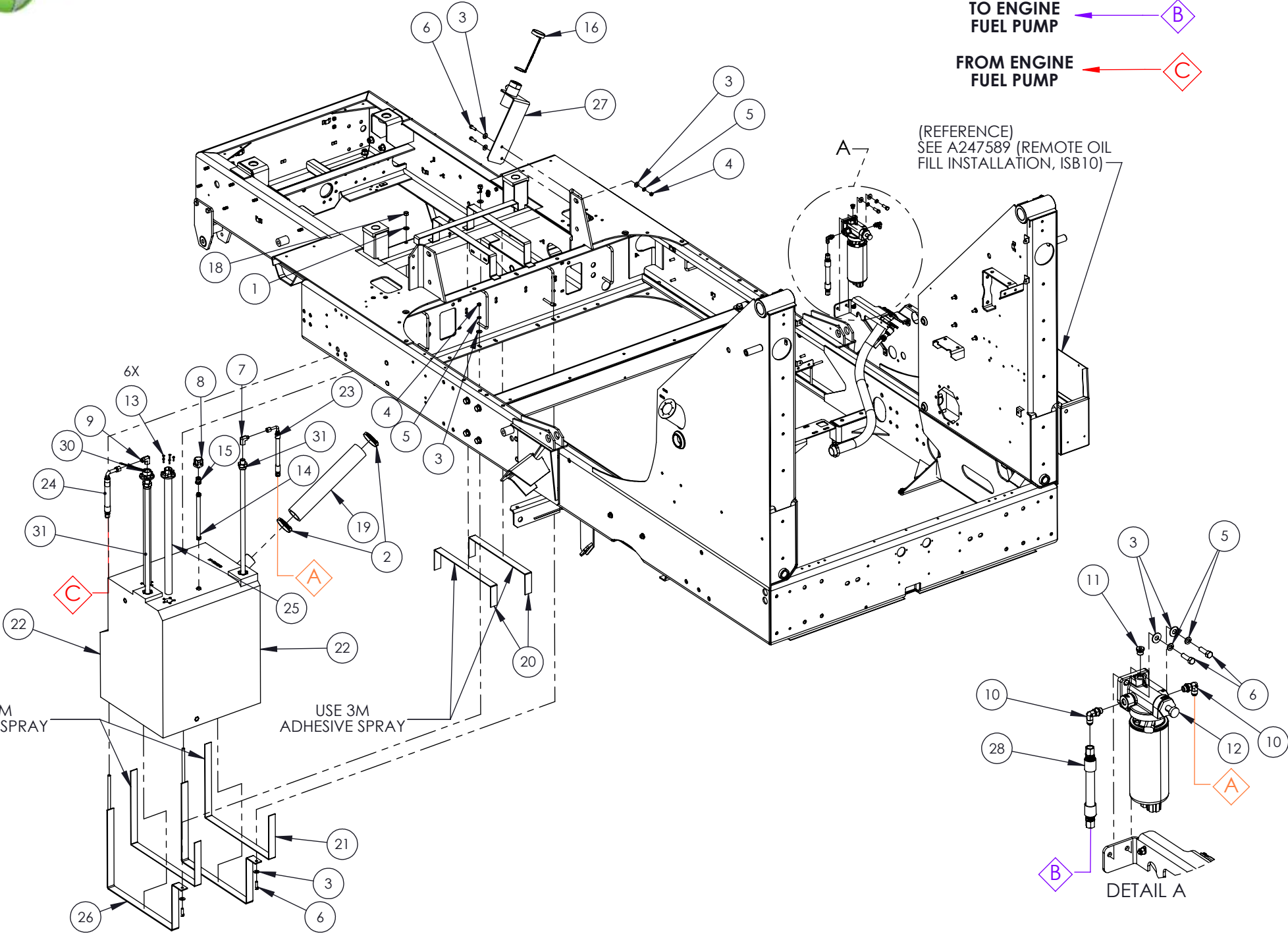
Body

Fuel Tank Installation	6-1
Remote Oil Fuel Installation	6-4
Charge Air Cooler Installation	6-6
Air Cleaner Installation	6-8
Aftertreatment Installation	6-11
Deaeration tank installation	6-13
Deaeration tank assembly	6-14
Def Tank Assembly	6-15
Radiator Installation	6-16
Oil Cooler Installation	6-18

FUEL TANK INSTALLATION



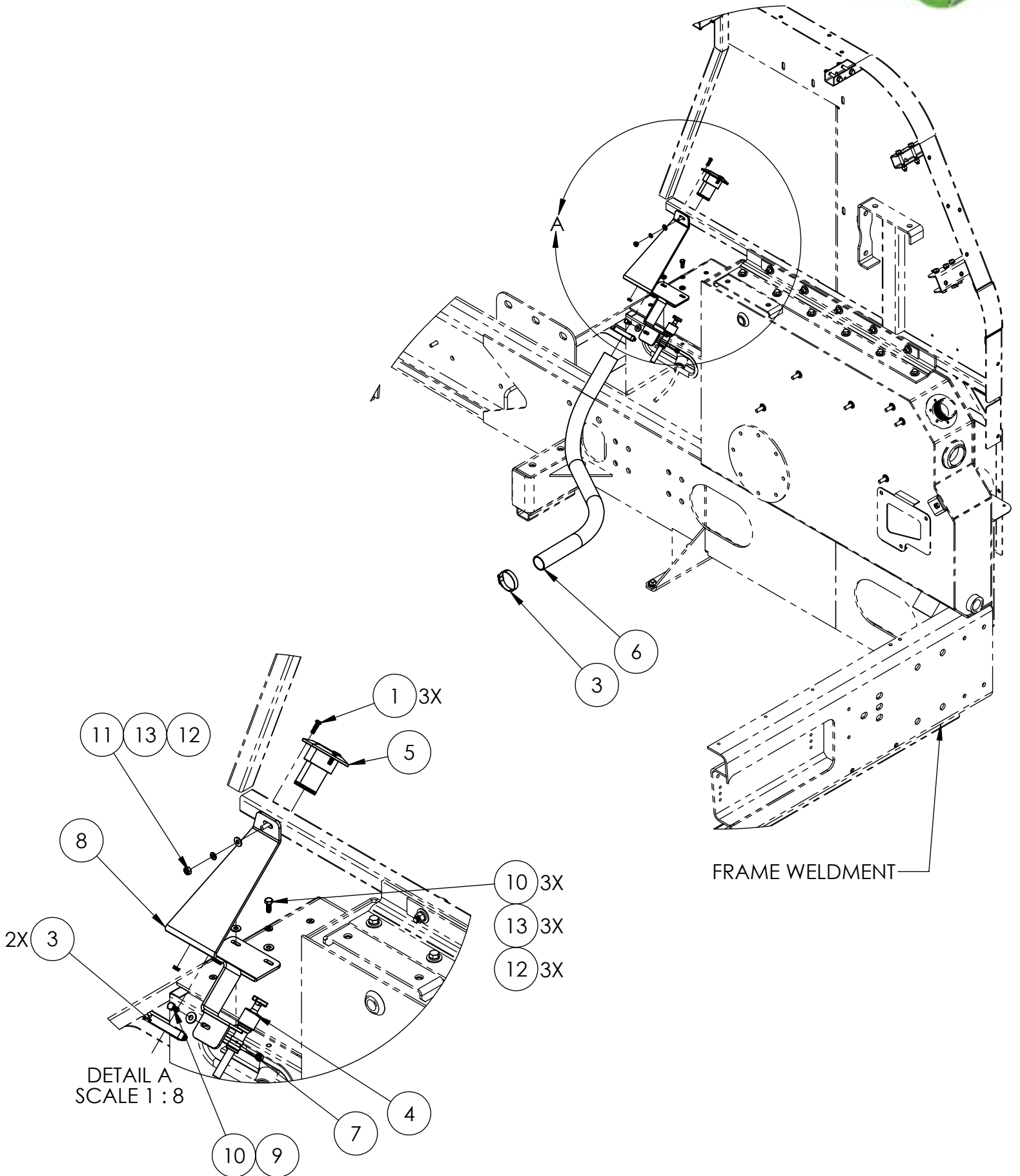
(REFERENCE)
SEE A247589 (REMOTE OIL
FILL INSTALLATION, ISB10)



ITEM NO.	PART NUMBER	DESCRIPTION	QTY
REF	332054	FUEL TANK INSTALLATION	REV A
1	023687	WASHER,FLAT,SAE,Ø 1/2"	2
2	026485	CLAMP,HOSE,Ø2-1/2",GEAR TYPE,(2-1/16@3)	2
3	030557	WASHER,FLAT,USS,Ø 3/8"	10
4	030599	NUT-PLATED, 3/8-16 GR8	4
5	030605	WASHER-LOCK,SPLIT,PLATED,3/8 GR8	6
6	033139	SCR- HXHD PLT 3/8-16X1-1/4 GR8	6
7	82627	FITTING,HYD,90°,MJIC-06 X FNPT-08,STEEL	1
8	045147	BREATHER, FILTER,MNPT-04(1/4")	1
9	328066	FITTING,HYD,90°,FNPT-08 x MJIC-08	1
10	247154	FITTING,HYD,90°,MJIC-06 X MM-16	2
11	247177	FITTING,HYD,PLUG,HOLLOW HEX,MM-14	1
12	247178	FILTER, FUEL, REMOTE	1
13	317677	SCREW,BUTTON HEAD,SOCKET CAP,#10-32-UNC X ¾" LG	6
14	323750	FITTING , HYD., STR, MNPT -6(3/8") x 2 x 10"Lg. NIPPLE	1
15	323751	FITTING,HYD,STR,FNPT-06(3/8") X FNPT-04(1/4"),GALV	1
16	325247	FUEL CAP, CHAINED	1
17	896974	ADHESIVE SPRAY, 3M	1
18	900378	LOCK NUT 1/2-13 PLATED	2
19	896556018	HOSE 2-1/4 ID X 18" LG	1
20	896975027	RUBBER STRIP 1/8" X 1 1/2" X 27"	2
21	896975046	RUBBER STRIP 1/8" X 1 1/2" X 46"	2
22	330144	FUEL TANK, 50 GALLON, PLASTIC	1
23	E247548	HOSE,HYD-06,100R1,FJIC-06XFJIC90°(L)-06	1
24	327995	HOSE ASSY	1
25	356841	SENDER, FUEL LEVEL	1
26	E322719	STRAP WELDMENT, FUEL TANK - BOTTOM	2
27	325187	FUEL FILL, WELDMENT	1
28	E327996	HOSE ASSY 3/8" ID X 31" CUT	1
29	247155	FITTING, STRAIGHT, MJ06 X MM12	1
30	329666	SENDER, FUEL LEVEL, CUMMINS SPEC	1
31	E355147	HEX HEAD FUEL, WELDMENT	2

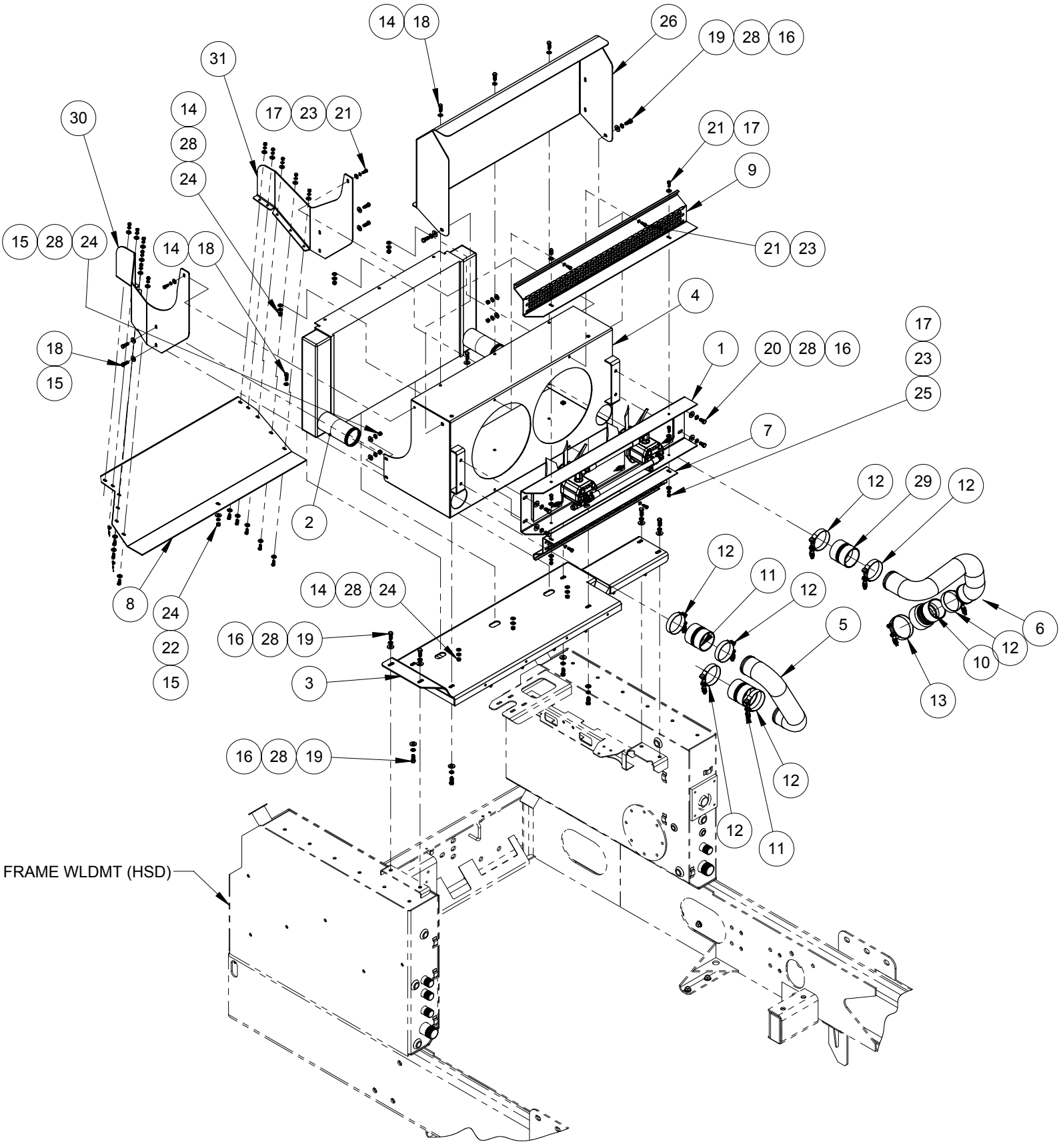


This page is intentionally left blank.

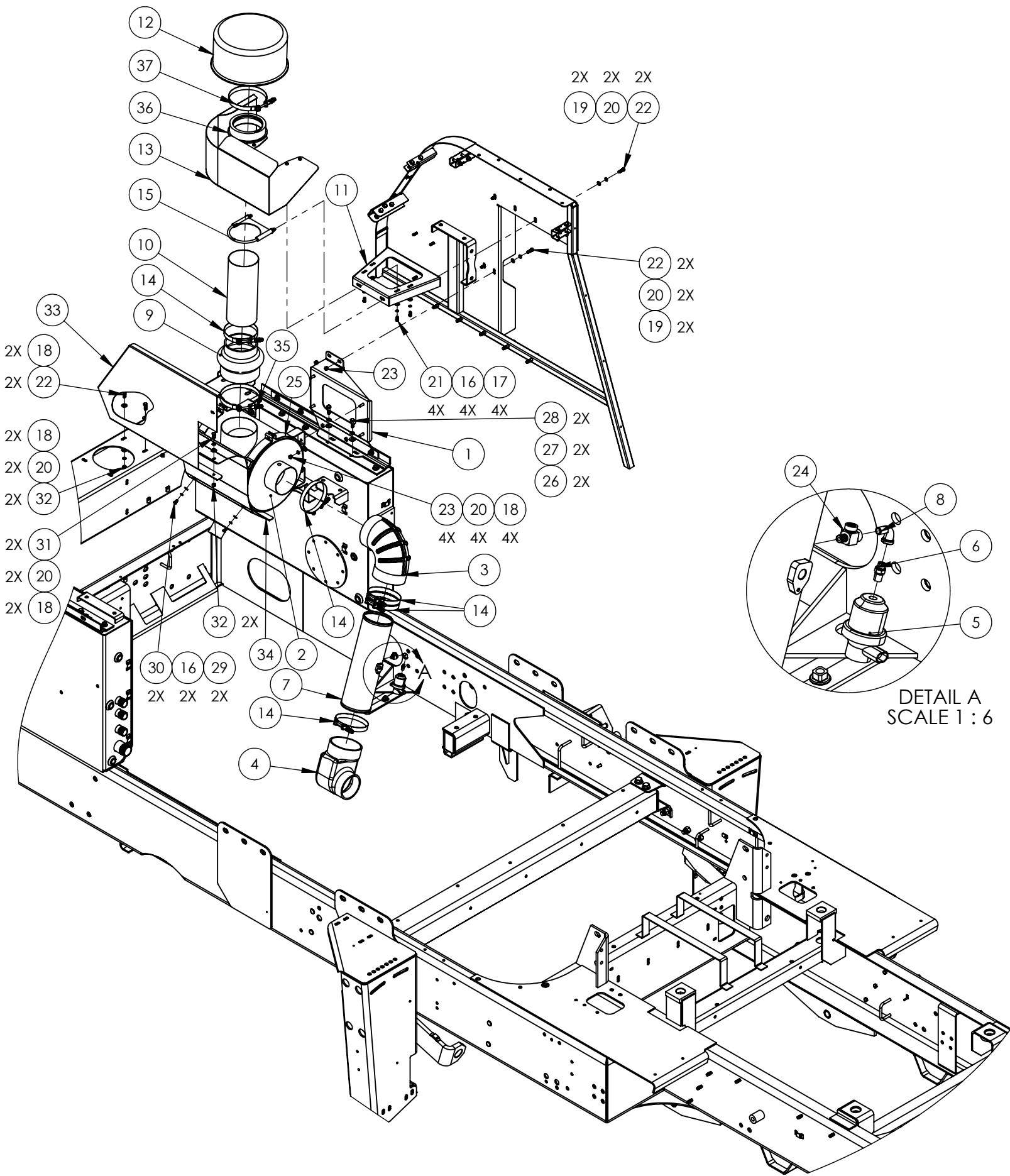




ITEM NO.	PART NUMBER	DESCRIPTION	QTY
REF	660204	OIL FILL INSTALLATION	REV A
1	036859	SCREW,PAN HEAD,FLAT DRIVE,#10-24-UNC X 3/4" LG.	3
2	036860	NUT, KEPS #10-24 (ZP)	3
3	318832	CLAMP, GEAR 1 5/16@2 1/4 HS-28	2
4	355999	DIPSTICK AND LANYARD	1
5	E324114	FILL PORT, ENGINE OIL - MODIFIED	1
6	E897239039	HOSE, 1-1/2" X 39.0 LG.	1
7	247482	CLAMP, LOOP Ø1-1/4", DG20, 3/16" BOLT	1
8	660164	BRACKET, OIL FILL & DIP STICK, WLDMT	1
9	035605	WASHER,FLAT,Ø 1/4",USS,(3/4" O.D.)	1
10	033145	BOLT,HEX,HEAD,Ø 1/4-20-UNC x 3/4"LG	3
11	030703	NUT, HEX, 1/4-20-UNC	2
12	609606	WASHER,FLAT,Ø 1/4",SAE NARROW	3
13	030643	WASHER,SPRING LOCK,Ø 1/4"	3



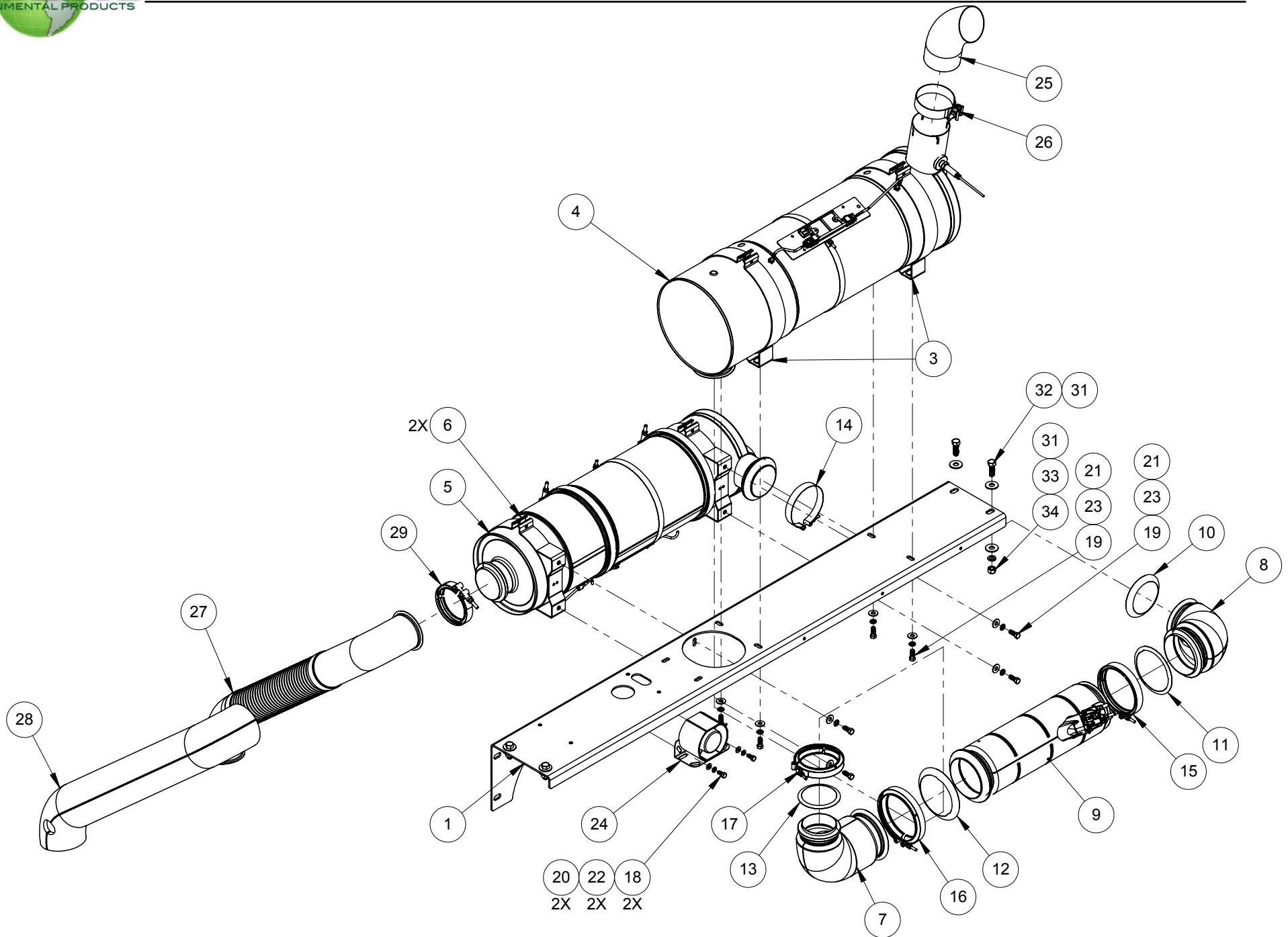
ITEM NO.	PART NUMBER	DESCRIPTION	QTY
REF	660207	CHARGE AIR COOLER INSTALLATION	REV A
1	326401	FAN INSTALLATION	1
2	325677	CORE, CHARGE AIR COOLER	1
3	660112	CHANNEL, CAC MOUNTING, WLDMT (M4HSD)	1
4	247556	CAC SHROUD HOUSING WLDMT	1
5	660150	PIPE CAC, INLET, (M4HSD)	1
6	660151	PIPE CAC, OUTLET (M4HSD)	1
7	326295	GUARD, FAN, C.A.C	1
8	660154	PLATE-BENT, BOTTOM CAC	1
9	321804	GUARD, FAN, C.A.C	1
10	326128	HOSE, CAC, STEPPED-3.0 X 3.5	1
11	319761	COUPLING HOSE,3" ID, 1-WIRE	2
12	314684	CLAMP HOSE T-BOLT 3-3.5	7
13	325872	CLAMP HOSE T-BOLT 3.63-3.94	1
14	651420	WASHER,FLAT,Ø 5/16", SAE NARROW, 11/16" O.D.	12
15	030489	WASHER,FLAT,Ø 5/16",USS,WIDE,7\8" O.D.	10
16	030557	WASHER,FLAT,USS,Ø 3/8"	13
17	035605	WASHER,FLAT,Ø 1/4",USS,(3/4" O.D.)	32
18	031433	BOLT,HEX,HEAD,5/16-18-UNC x 1"LG	11
19	034423	BOLT,HEX,HEAD,3\8-16-UNC x 1" LG. GR8	10
20	033147	BOLT,HEX,HEAD,3/8-16-UNC x 3/4"LG	4
21	033145	BOLT,HEX,HEAD,Ø 1/4-20-UNC x 3/4"LG	21
22	030373	WASHER,SPRING LOCK,Ø 5/16"	1
23	030643	WASHER,SPRING LOCK,Ø 1/4"	21
24	030617	NUT, HEX, 5/16-18-UNC	11
25	030703	NUT, HEX, 1/4-20-UNC	15
26	660157	PLATE-BENT, GUARD COVER CAC HEAT	1
27	038266	WASHER,FLAT,Ø 3/8",SAE NARROW	1
28	030605	WASHER,SPRING LOCK,Ø 3/8"	24
29	319761H	COUPLING HOSE,3" ID, 1-WIRE, HOT	1
30	660155	PLATE-BENT, CAC (RH) SIDE	1
31	660156	PLATE-BENT, CAC (LH) SIDE	1



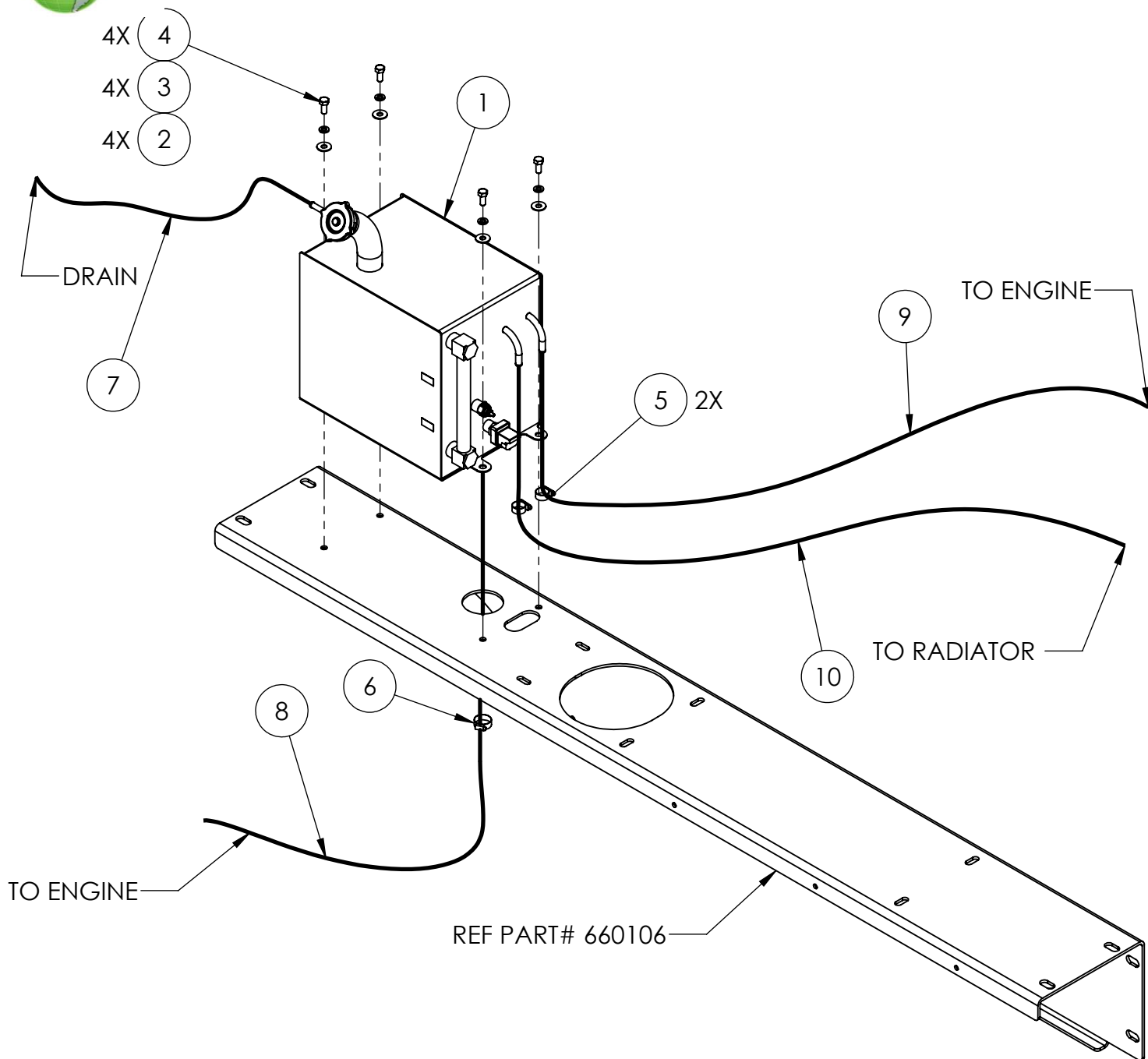
ITEM NO.	PART NUMBER	DESCRIPTION	QTY
REF	660202	AIR CLEANER INSTALLATION	REV A
1	660110	BRACKET, AIR FILTER, WLDMT	1
2	325120	AIR CLEANER-2 STAGE	1
3	319944	ELBOW, 90, RUBBER, 5 ID	1
4	326113	ELBOW, REDUCING, COBRA HEAD	1
5	326110	GAUGE, AIR, FILTER RE	1
6	326223	ADAPTER AIR RESTRICTION GAGE	1
7	660108	PIPE, AIR INTAKE WELDMENT	1
8	030231	ELBOW, MNPT-FNPT-2 GALV	1
9	355907	HUMP HOSE, RUBBER 5" TO 6"	1
10	660791	PIPE, AIR INTAKE	1
11	660787	BRACKET, AIR INTAKE	1
12	320596	PRECLEANER EX60	1
13	660788	AIR DUCT PRE-CLEANER, WLDMT	1
14	325099	CLAMP, T-BOLT 5.25-5.49	5
15	355550	U-BOLT 5"	1
16	030643	WASHER, SPRING LOCK, Ø 1/4"	6
17	035605	WASHER, FLAT, Ø 1/4", USS, (3/4" O.D.)	4
18	030489	WASHER, FLAT, Ø 5/16", USS, WIDE, 7/8" O.D.	10
19	651420	WASHER, FLAT, Ø 5/16", SAE NARROW, 11/16" O.D.	4
20	030373	WASHER, SPRING LOCK, Ø 5/16"	12
21	026205	BOLT, HEX, HEAD, Ø 1/4-20-UNC x 5/8" LG	4
22	031433	BOLT, HEX, HEAD, 5/16-18-UNC x 1" LG	6
23	023559	NUT, HEX, NYLON LOCK, 5/16-18-UNC	8
24	25392	FITTING, HYD, T, MNPT-02XFNPT-02XFNPT-02	1
25	356627	MOUNTING CLAMP, WELDMENT	2
26	030557	WASHER, FLAT, USS, Ø 3/8"	2
27	030605	WASHER, SPRING LOCK, Ø 3/8"	2
28	033139	BOLT, HEX, HEAD, 3/8-16-UNC x 1 1/4" LG	2
29	609606	WASHER, FLAT, Ø 1/4", SAE NARROW	2
30	031428	BOLT, HEX, HEAD, Ø 1/4-20-UNC x 1 1/2" LG	2
31	030483	BOLT, HEX, HEAD, 5/16-18-UNC x 3/4" LG	2
32	030617	NUT, HEX, 5/16-18-UNC	4
33	660160	PLATE-BENT, SHIELD HEAT	1
34	660162	PLATE-BENT, COVER SHIELD HEAT	1
35	320270	CLAMP, CONS TORQ 6.25-7.13	1
36	353616	REDUCER- INLET SLEEVE	1
37	247609	CLAMP, CST TORQUE, 5.75-6.63	1



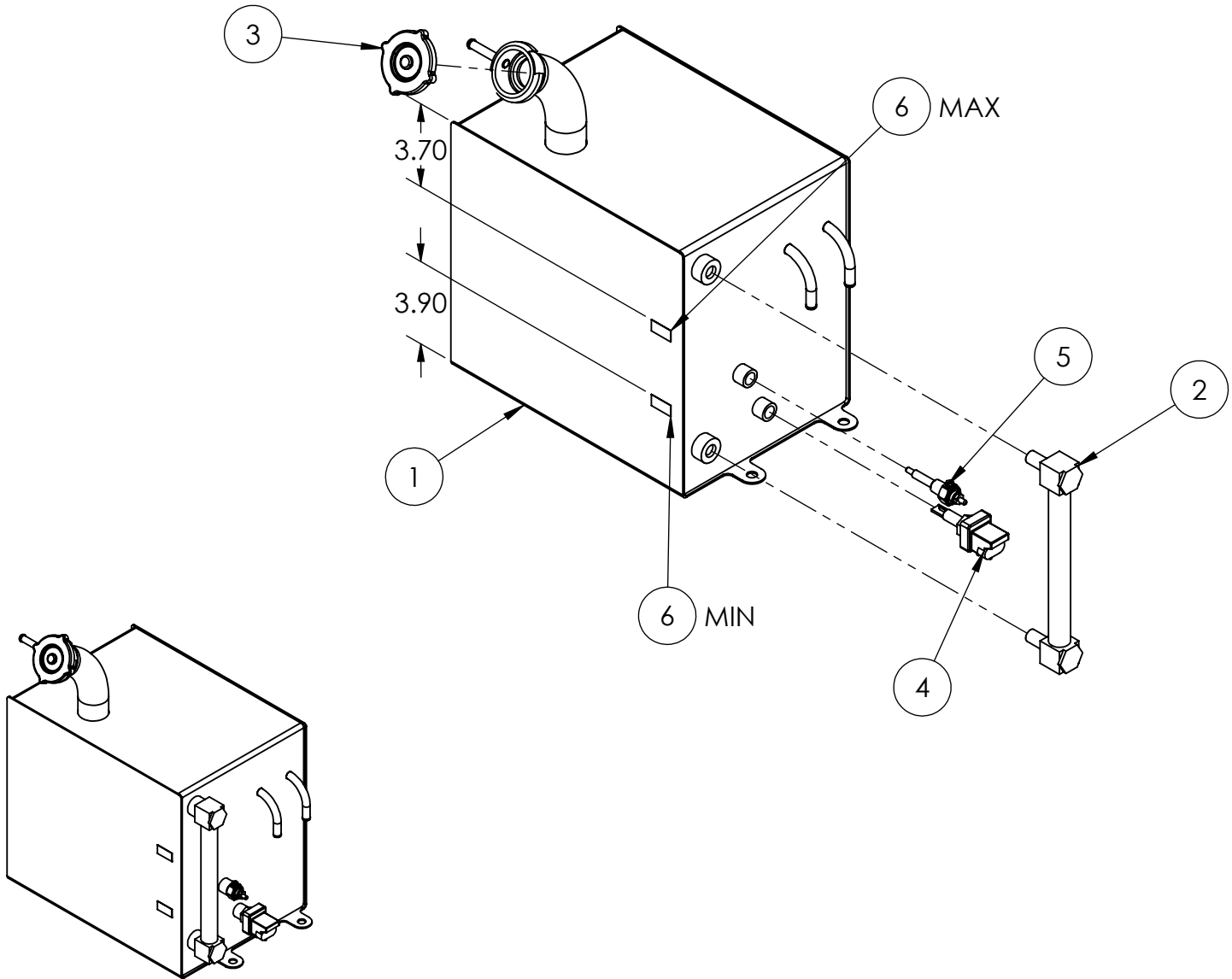
This page is intentionally left blank.



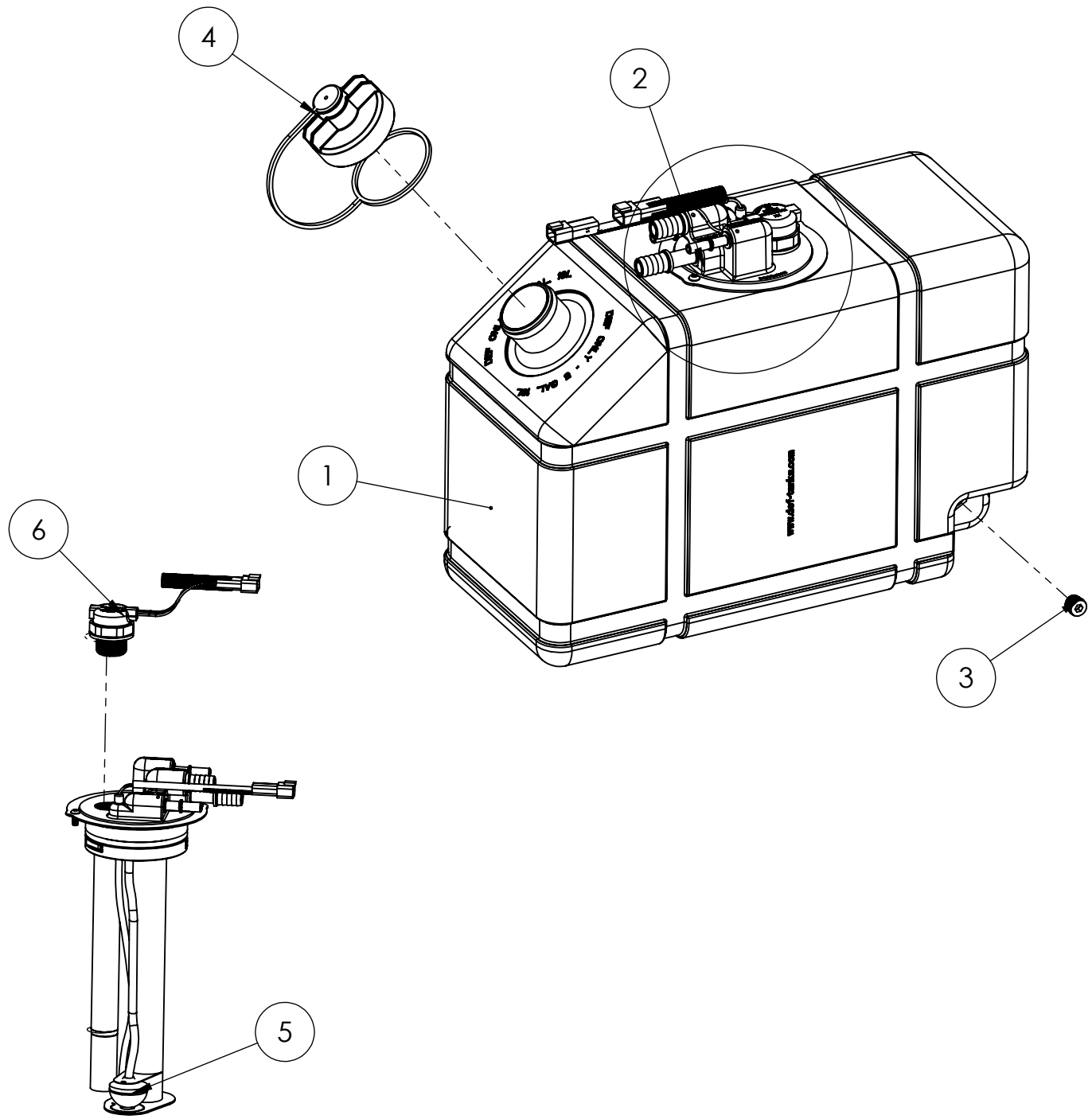
ITEM NO.	PART NUMBER	DESCRIPTION	QTY
REF	660037	AFTERTREATMENT INSTALLATION	REV A
1	660106	CHANNEL MUFFLER TOP, WELDMENT	1
3	E247506	SCR, CLAMP SS	2
4	247531	SCR	1(REF)
5	247532	DPF	1(REF)
6	E247505	DPF, CLAMP SS	2
7	247535	ELBOW FITTING, REACTOR TO SCR, A029M177	1
8	247534	ELBOW FITTING, DPF TO REACTOR, A029T105	1
9	247533	REACTOR	1
10	247542	Gasket A029E743	1(REF)
11	247541	Gasket Q312516	1(REF)
12	247540	Gasket A029E744	1(REF)
13	247543	Gasket Q312526	1(REF)
14	247539	CLAMP A029T534	1(REF)
15	247537	CLAMP A029T535	1(REF)
16	247536	CLAMP A029E742	1(REF)
17	247538	CLAMP A029E741	1(REF)
18	030483	BOLT,HEX,HEAD,5/16-18-UNC x 3/4"LG	2
19	034423	BOLT,HEX,HEAD,3/8-16-UNC x 1" LG. GR8	8
20	651420	WASHER,FLAT,Ø 5/16", SAE NARROW, 11/16" O.D.	2
21	030557	WASHER,FLAT,USS,Ø 3/8"	8
22	030373	WASHER,SPRING LOCK,Ø 5/16"	2
23	030605	WASHER,SPRING LOCK,Ø 3/8"	8
24	350610	BACKUP ALARM, SELF ADJUSTING	1
25	660179	EXHAUST PIPE, (SCR) HSD	1
26	354125	CLAMP, EXHAUST Ø4" ACCUSEAL ALUMINIZED	1
27	660152	PIPE EXHAUST TUBRO (DPT), WLDMT, (HSD)	1
28	660161	EXHAUST WRAP	1
29	247146	CLAMP, MUFFLER,4 5/8" DIA, SS	1
31	030595	WASHER,FLAT,Ø 1/2",USS,(1 3/8" O.D.)	8
32	033151	BOLT,HEX,HEAD,1/2-13-UNC x 1 1/2"LG	4
33	030592	WASHER,SPRING LOCK,Ø 1/2"	4
34	030596	NUT, HEX, 1/2-13-UNC	4



ITEM NO.	PART NUMBER	DESCRIPTION	QTY.
REF	333495	DEAERATION TANK INSTL, HSD	REV A
1	660049	DEAERATION TANK ASSY, HSD	1
2	651420	WASHER FLAT SAE 5/16 ID	4
3	030373	WASHER- LOC SPLIT PLT 5/16 GR8	4
4	030483	SCR- HXHD PLTD 5/16-18X3/4 GR8	4
5	353051	CLAMP, GEAR DIA. 3/8@5/8, HS-6	2
6	325133	CLAMP, CONST TORQ .81 @ 1.5 DIA.	1
7	896617075	HOSE OVERFLOW, 5/16" ID, 75" LG	1
8	896602015	HOSE 1" ID X 15" LG	1
9	896648047	HOSE 3/8" ID X 47" LG	1
10	896648143	HOSE, 3/8" X 143" LG	1

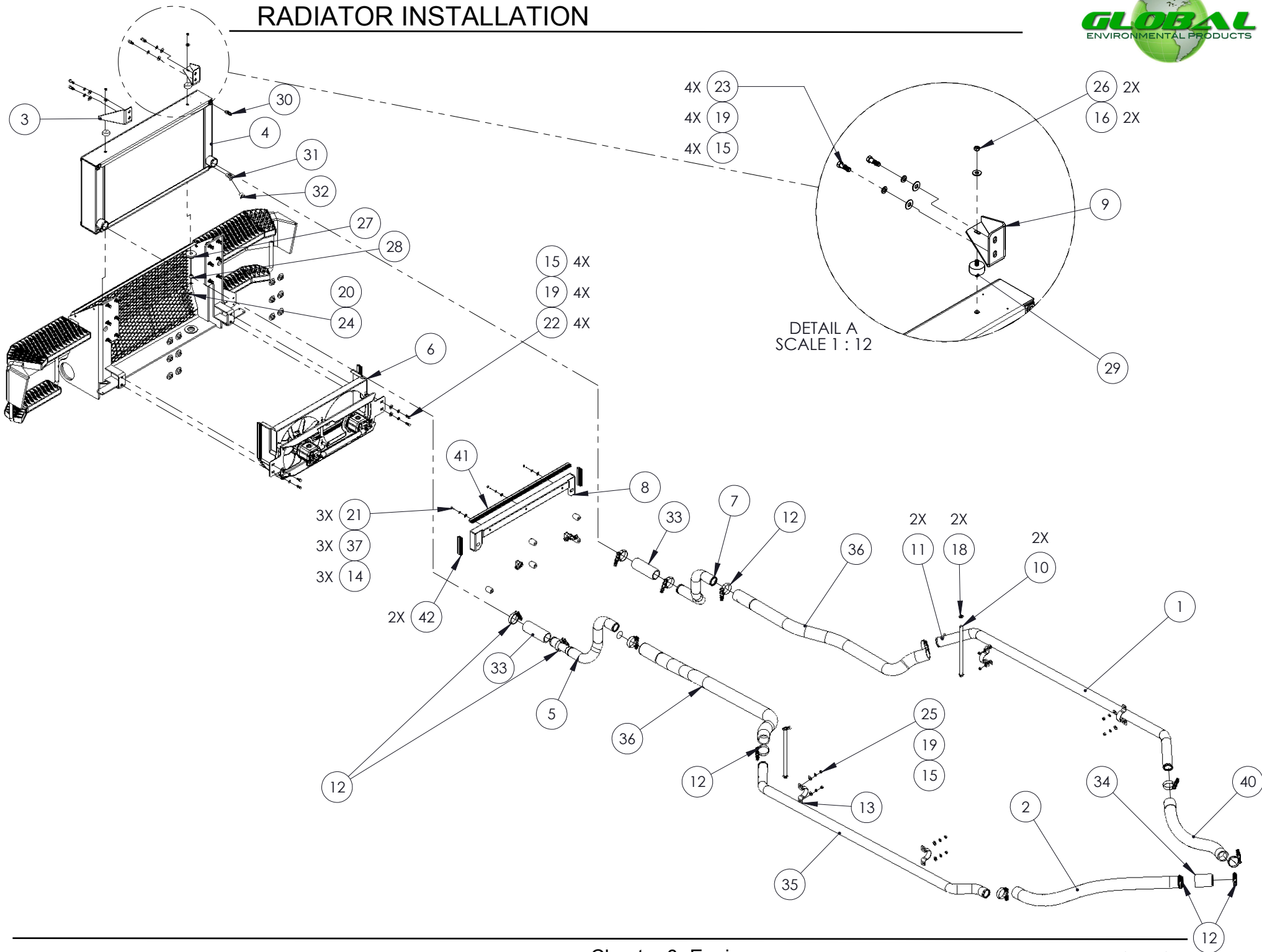


ITEM NO.	PART NUMBER	DESCRIPTION	QTY
REF	660049	DEARATION TANK ASSEMBLY	REV A
1	330702	WELDMENT, DEAERATION TANK, CNG	1
2	330700	COOLANT LEVEL INDICATOR, 8"	1
3	326313	RADIATOR CAP, 16LBS, SECURED	1
4	327876	SENSOR, COOLANT LEVEL, ISB07	1
5	353996	LEVEL SENSOR	1
6	354890	DECAL,DEAERATION TANK,MIN/MAX	1

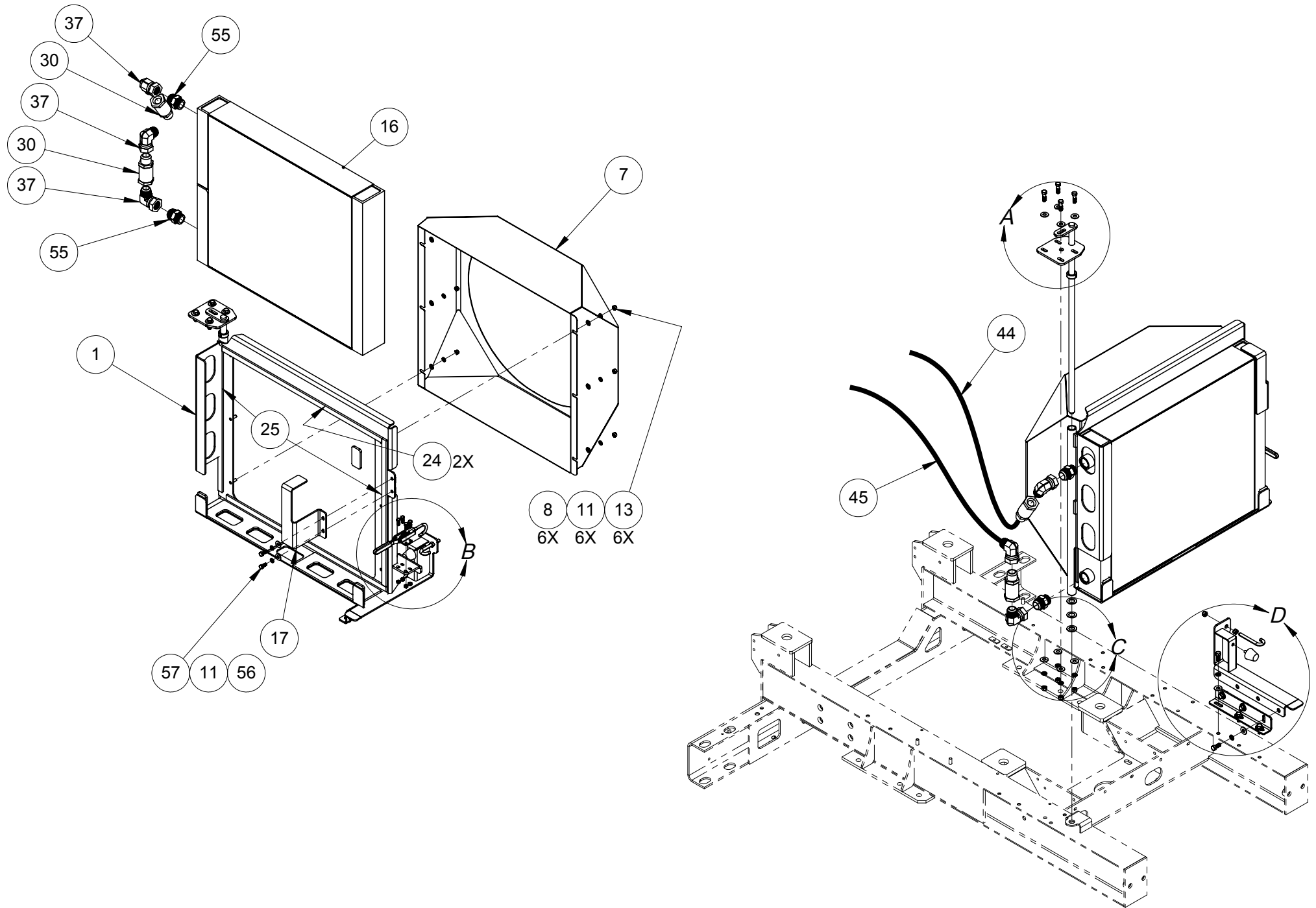


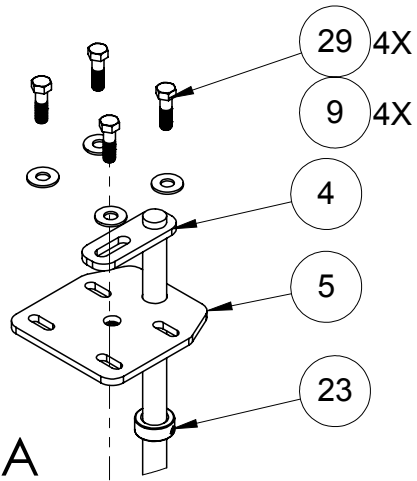
ITEM NO.	PART NUMBER	DESCRIPTION	QTY
1	356816	DEF TANK	1
2	329564	MULTIFUNCTION HEAD UNIT	1
3	356815	DRAIN PLUG	1
4	247876	CAP, DEF, WITH LANYARD	1
5	382755	SUCTION STRAINER	1
6	329565	LEVEL SENSOR KIT	1

RADIATOR INSTALLATION

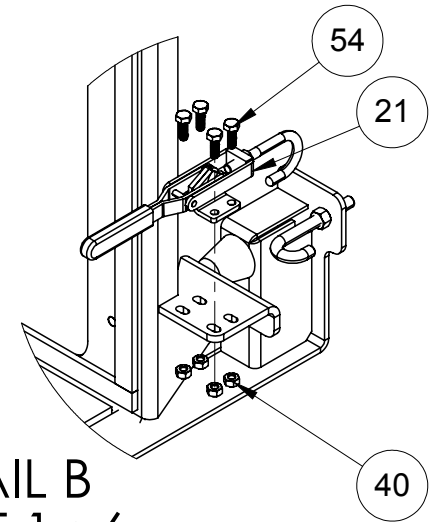


ITEM NO.	PART NUMBER	DESCRIPTION	QTY
REF	330064	RADIATOR INSTALLATION	REV A
1	E248418	PIPE, 2" RIGID, COOLANT	1
2	896731036	HOSE 2" ID SILICONE X 36" LG	1
3	E248902	BRACKET WELDMENT, UPPER RADIATOR	1
4	330819	RADIATOR, FRONT TRIPLE PASS	1
5	356492	PIPE, 2.0 OD, RIGID, (LH) SIDE	1
6	330309	RADIATOR FAN ASS'Y	1
7	E248280	PIPE, 2" OD, RIGID	1
8	E248898	SHROUD, COOLANT RADIATOR, TOP	1
9	E248904	BRACKET WELDMENT, UPPER RADIATOR (RH)	1
10	E248973	BAR, HOSE GUIDE	2
11	91317	HITCH PIN, Ø1/8" x 1-15/16"Lg (HAIRPIN STYLE)	2
12	329713	CLAMP, HOSE, T-BOLT 2.25-2.56	13
13	91704	CLAMP,PIPE STRAP,2.09 @ 2.28 Ø	4
14	035605	WASHER,FLAT,Ø 1/4",USS,(3/4" O.D.)	3
15	030557	WASHER,FLAT,USS,Ø 3/8"	16
16	030489	WASHER,FLAT,Ø 5/16",USS,WIDE,7/8" O.D.	2
18	023687	WASHER,FLAT,SAE,Ø 1/2"	4
19	030605	WASHER,SPRING LOCK,Ø 3/8"	16
20	030373	WASHER,SPRING LOCK,Ø 5/16"	2
21	033145	BOLT,HEX,HEAD,Ø 1/4-20-UNC x 3/4"LG	3
22	034423	BOLT,HEX,HEAD,3/8-16-UNC x 1" LG. GR8	4
23	033139	BOLT,HEX,HEAD,3/8-16-UNC x 1 1/4"LG	4
24	031434	BOLT,HEX,HEAD,5/16-18-UNC x 1 1/4"LG	2
25	030599	NUT, HEX, 3/8-16-UNC	8
26	026025	NUT,HEX, 5/16-18-UNC,CONELock	2
27	E248899	CENTER BONDED VIBRO-INSULATOR, REWORK	2
28	E248907	SLEEVE, RADIATOR PILOTE	2
29	248679	MOUNT, ISOLA., VIBR., CYL., 5/16-18	2
30	305225	NIPPLE (MNPT-4/BARB-6)	1
31	331083	FITTING, MP-FP45-4-4	1
32	030351	DRAIN COCK,MNPT-04(1/4"),BRASS	1
33	896731007	HOSE,SILICONE, 2"IDX 7" LG	2
34	896731004	HOSE SILICONE, 2" ID X 4" LG	1
35	356538	PIPE, 2.0 OD RIGID, COOLANT, (LH) SIDE	1
36	896731055	HOSE SILICONE 2" ID X 55"	2
37	030643	WASHER,SPRING LOCK,Ø 1/4"	3
40	e896732043-00	HOSE SILICONE 2" ID X 39"	1
41	E1151033-00	TRIM, SEAL, BULB SHAPE	1
42	E1151005-00	TRIM, SEAL, BULB SHAPE	2

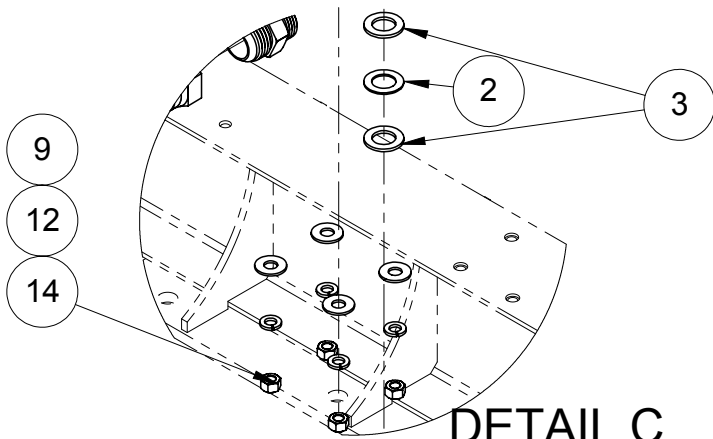




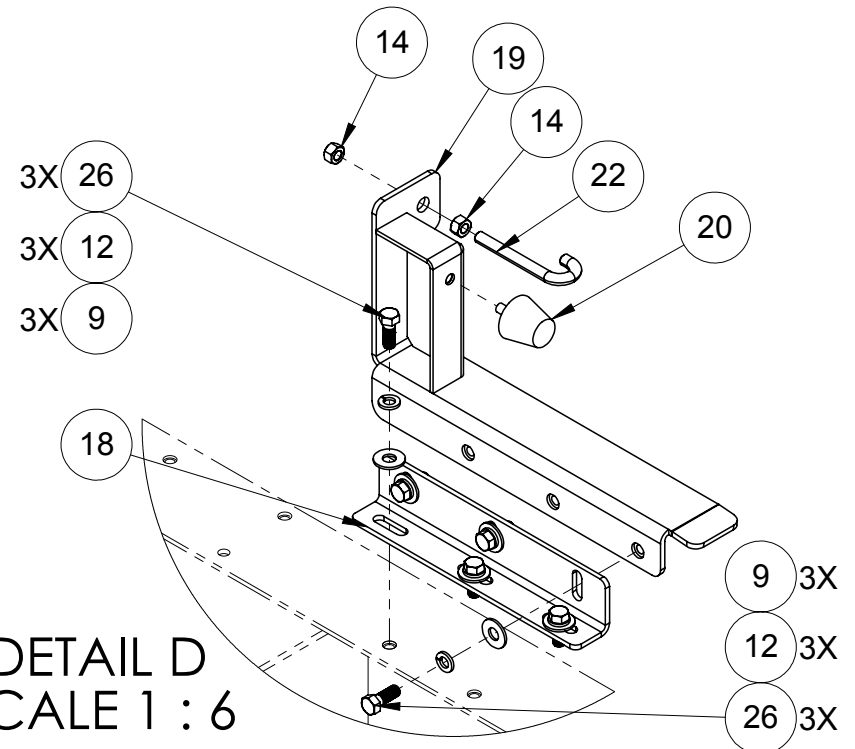
DETAIL A
SCALE 1 : 6



DETAIL B
SCALE 1 : 6



DETAIL C
SCALE 1 : 6



DETAIL D
SCALE 1 : 6

ITEM NO.	PART NUMBER	DESCRIPTION	QTY
REF	660208	OIL COOLER INSTALLATION	REV A
1	660121	OIL COOLER SUPPORT, WELDMENT	1
2	E550691	WASHER FOR THRUST BUSHING	1
3	E312871	THRUST BUSHING DELRIN 3/4 BORE	2
4	660129	OIL COOLER PIVOT ROD, WELDMENT	1
5	660138	PLATE, OIL COOLER ADJ. WLDMT	1
6	330529-1	PAD, LARGE, OIL COOLER, RUBBER	2
7	660139	SHROUD OIL COOLER WLDMT, (DSM)	1
8	651420	WASHER,FLAT,Ø 5\16", SAE NARROW, 11/16" O.D.	6
9	030557	WASHER,FLAT,USS,Ø 3/8"	14
11	030373	WASHER,SPRING LOCK,Ø 5/16"	8
12	030605	WASHER,SPRING LOCK,Ø 3/8"	10
13	030617	NUT, HEX, 5/16-18-UNC	6
14	030599	NUT, HEX, 3/8-16-UNC	6
16	330524	HYD. OIL COOLER 30" X 24"	1
17	660132	BRACE, SUPPORT OIL COOLER	1
18	660128	CHANNEL, SUPPORT, LATCH	1
19	660125	OIL COOLER LATCH STOP, WELDMENT	1
20	350767	BUMPER -DOOR	1
21	351089	CLAMP REWORK	1
22	351091	HOOK-RAD CLAMP	1
23	350761	SHAFT COLLAR	1
24	896682029	SEAL, 1/4" X 3/4", NEOPRENE, SELF-ADHESIVE	2
25	896682023	SEAL, 1/4" X 3/4", NEOPRENE, SELF-ADHESIVE	2
26	034423	BOLT,HEX,HEAD,3/8-16-UNC x 1" LG. GR8	6
29	033139	BOLT,HEX,HEAD,3/8-16-UNC x 1 1/4"LG	4
30	330733	FITTING, FJ-MJ-16 STRAIGHT SWIVEL	2
55	301053	FITTING,HYD,STR,MORB-16 x MJIC-16	2
37	301049	HYD. FIT. 90° (MALE JIC-16/FEM JIC-16)	3
40	030703	NUT, HEX, 1/4-20-UNC	4
42	330529-2	PAD, SMALL, OIL COOLER, RUBBER	3
43	330529	PAD, OIL COOLER, RUBBER, SET	1
44	330803	HOSE ASSY, 87.5" CUT	1
45	330802	HOSE ASSY, 124.6" CUT	1
54	033145	BOLT,HEX,HEAD,Ø 1/4-20-UNC x 3/4"LG	4
56	030489	WASHER,FLAT,Ø 5/16",USS,WIDE,7\8" O.D.	2
57	030483	BOLT,HEX,HEAD,5/16-18-UNC x 3/4"LG	2

CHAPTER

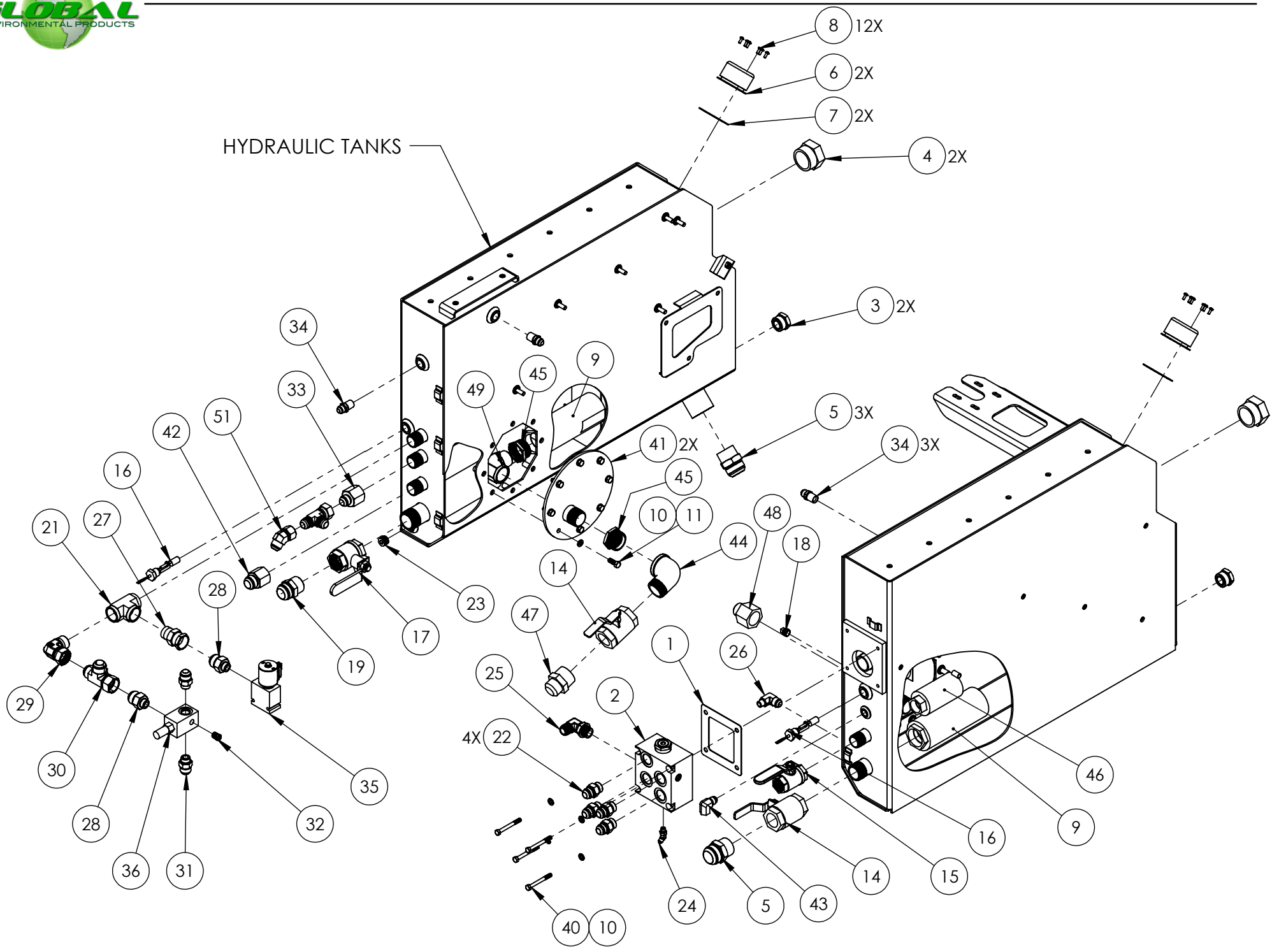
7

Hydraulics

**Table of
Contents Subject**

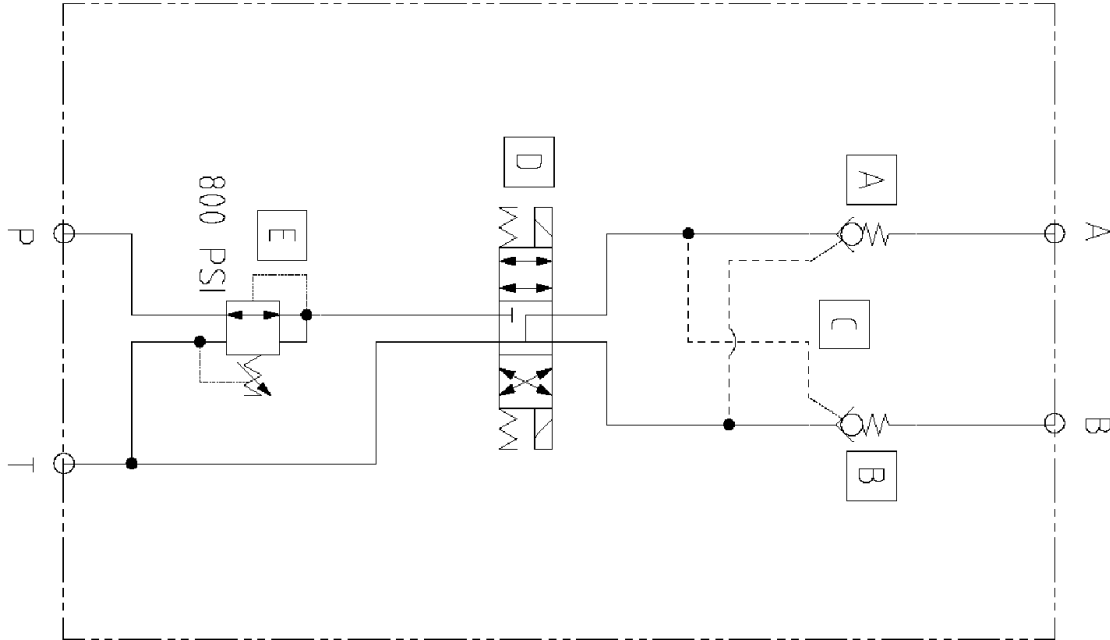
Body

	Page
HYDRAULIC TANK ASSEMBLY	7-1
EXT O-REACH OPT MANIFOLD	7-3
ELEV./ PICKUP BROOM MANIFOLD	7-5
HOPPER, UP/ DOWN MANIFOLD	7-7
GUTTERBROOM DRIVE MANIFOLD	7-9
PARKING BRAKE MANIFOLD	7-11
BROOM LIFT MANIFOLD	7-13
P.U.B DRIVE MANIFOLD	7-15



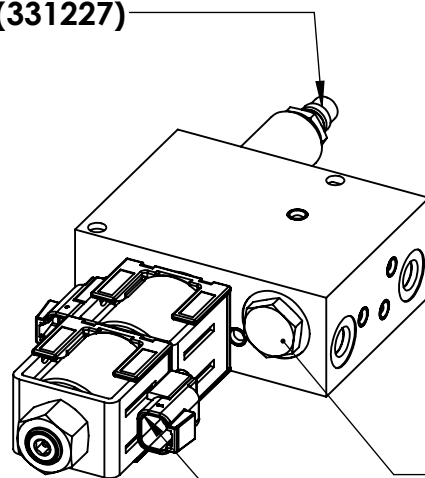
ITEM NO.	PART NUMBER	DESCRIPTION	QTY
REF	660901	HYDRAULIC TANK ASSEMBLY	REV A
1	320319	GASKET- RETURN MANIFOLD	1
2	660905	HOPPER RETURN MANIFOLD	1
3	325034	FITTING,HYD,HEX PLUG,MORB-16	2
4	325424	OIL GAUGE 2", LEVEL RING	2
5	320969	FITTING,HYD,STR,MNPT-24(2") X MJIC-24,STEEL	3
6	301310	FILLER BREATHER	2
7	380017	GASKET,HYD TANK FILL	2
8	036646	SCREW,PAN HEAD,CROSS DRIVE,#10-32-UNF X 1/2" LG.	12
9	326835	STRAINER,INTERNALY MOUNTED,1 1/2" FNPT,200 MESH	3
10	030605	WASHER,SPRING LOCK,Ø 3/8"	19
11	034423	BOLT,HEX,HEAD,3/8-16-UNC x 1" LG. GR8	16
13	300664	GASKET, HYD TANK COVER PLATE	2
14	325603	VALVE, BALL, FNPT-24(1 1/2"),BRASS	2
15	308883	VALVE,BALL,FNPT-16(1")	1
16	322069	FLOAT SENSOR ASSEMBLY	2
17	180703	BALL VALVE,-20(1 1/4"),WP 430,BRASS	1
18	030251	FITTING,PLUG,SQUARE HEAD,MNPT-06 (3/8"),GALV.	1
19	325717	ADAPTER, MJ-MP-20	1
21	320592	FITTING,HYD,TEE,FNPT-16(1") X 3	1
22	206382	FITTING, HYD, STR, MB-MJ-12	4
23	033991	FITTING HYD, PLUG, MNPT-08	1
24	308513	FITTING,HYD,45°,MORB4 X MJIC4	1
25	054471	FITTING,HYD,90°,MORB-12 X MJIC-12	1
26	033902	FITTING,HYD,90°,MJIC-10 X MNPT-08	1
27	326030	FITTING,HYD,STR,MNPT-16(1") X FJIC-16	1
28	320465	FITTING,HYD,STR,MJIC-16 X MORB-10	2
29	82324	FITTING,HYD,90°,FJIC-16xMNPT-16(1")	1
30	312817	FITTING,HYD,TEE,MJIC-16xMJIC-16xMJIC-16	1
31	056501	HYD. FITTING STRAIGHT (MJIC-12/MORB-10)	2
32	10273	HYDRAULIC FITTING PORT PLUG (Pipe-04)	1
33	82663	FITTING,HYD,STR,MJIC-12 X FNPT-16	1
34	033906	HYD. FITTING STRAIGHT (MJIC-08/MNPT-08)	3
35	248852	VALVE,PROPORSIONAL RELIEF,ASS'Y	1
36	314360	ASSY-RELIEF VALVE (1500PSI)	1
37	660000	TOWER & MAIN FRAME, DSM-2014	1
39	030373	WASHER,SPRING LOCK,Ø 5/16"	1
40	90184	BOLT,HEX,HEAD,5/16-18-UNC x 3"LG	4
41	356551	COVER WELDMENT, HYD TANK, (RH) SIDE	2
42	312938	FITTING,HYD,STR,MJIC-16 X FNPT-16	1
43	033911	FITTING,HYD,STR,MNPT-06 X MJIC-06	1
44	056018	ELBOW ST, 1-1/2 90 DEG GALV	1
45	330074	BUSHING, 1-1/2 MNPT X 1-1/4" FNPT	2
46	318356	STRAINER,INTERNALY MOUNTED,1" FNPT	1
47	330940	MALE CONNECTOR	1
48	375268	REDUCER FP-20 X MJIC-16	1
49	327912	ELBOW-90 DEG, MP-FP90-20-20	1
50	14134	FITTING,HYD,TEE,FJIC-12 X MJIC-12 X 2	1
51	323668	FITTING,HYD,45°,MJIC-12 X FJIC-12	1

BLUE MANIFOLD- EXT O-REACH OPT
PART# (248020)



NOTE:
PART#331223 & 331224
ARE BUILT INSIDE AND ARE
NOT SHOWN.

REDUCING/ RELIEVING
CARTRIDGE (800PSI)
PART # (331227)

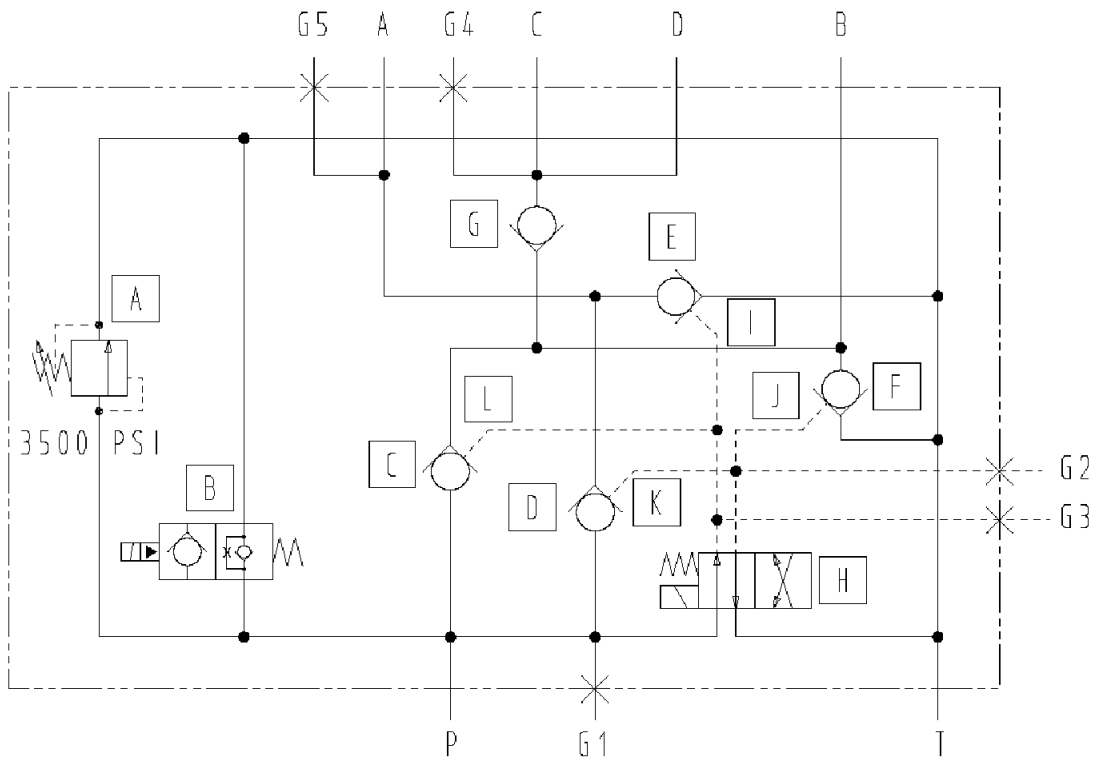


CHECK VALVE
PART# (331222)

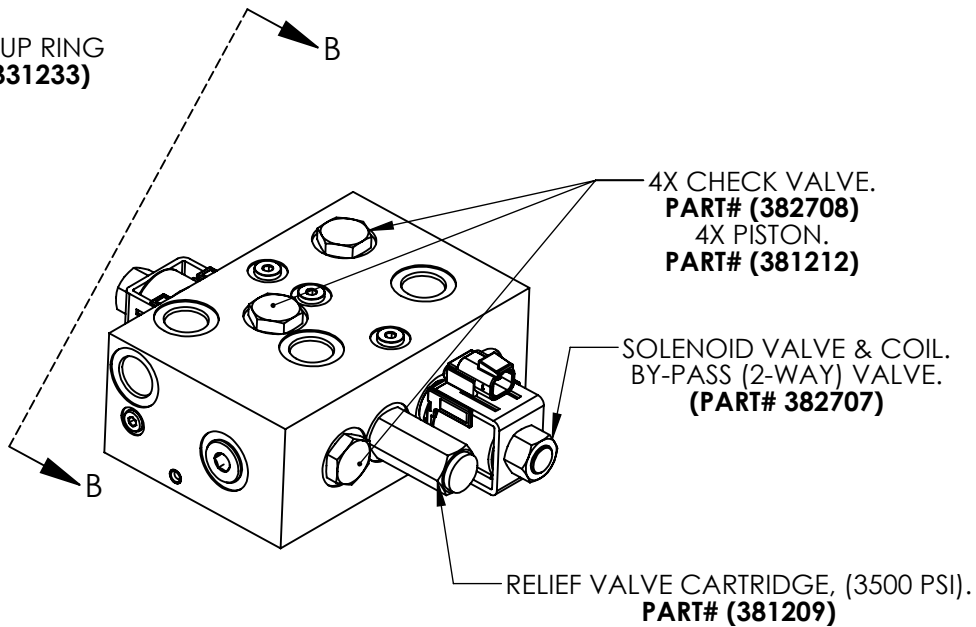
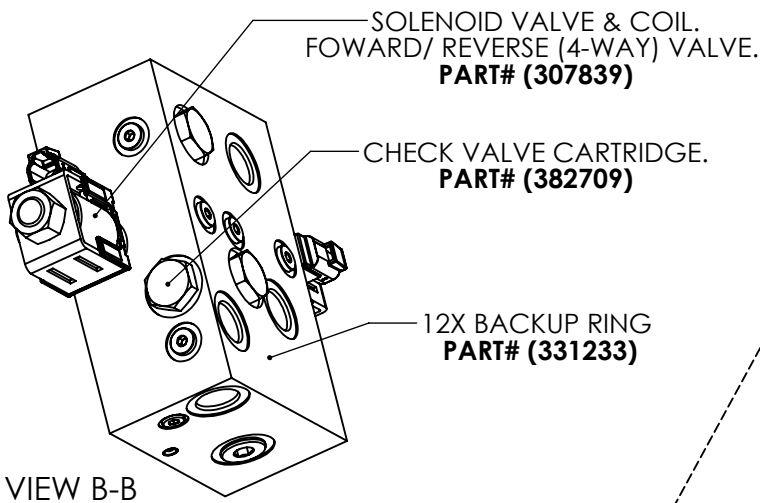
SOLENOID VALVE & COIL
PART# (331225)

PART #	DESCRIPTION
248020	G.B EXTENDED
331227	REDUCING/ RELIEVING CARTRIDGE (800PSI).
331288	SEAL KIT
331225	SOLENOID VALVE & COIL
331289	CARTRIDGE ONLY
331214	COIL
331290	SEAL KIT
331222	CHECK VALVE
331291	SEAL KIT

BLUE MANIFOLD- ELEV./ PICKUP BROOM PART# (319872)

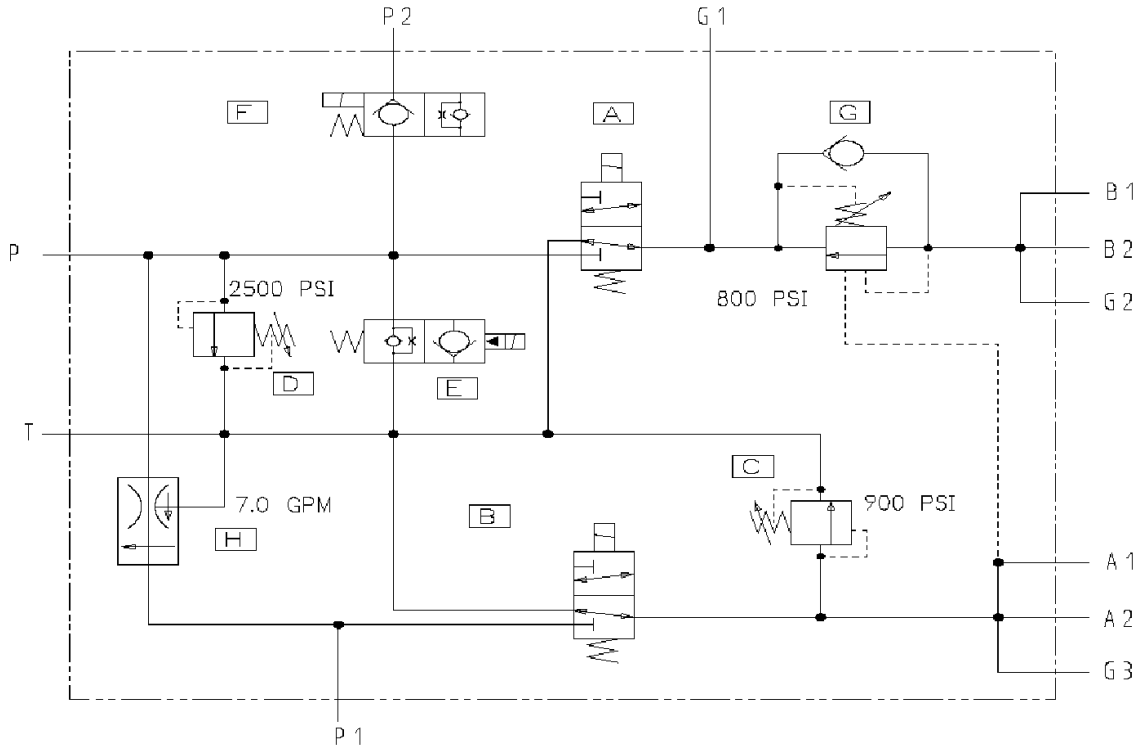


NOTE:
BACK UP RINGS AND PISTONS
ARE BUILT INSIDE MANIFOLD
AND ARE NOT SHOWN IN
DRAWING.



PART #	DESCRIPTION
319872	ELEV./ PICK UP BROOM
	382708 CHECK VALVE 381258 SEAL KIT
	382707 BY-PASS (2-WAY) VALVE 382723 CARTRIDGE 382724 COIL 331276 SEAL KIT
307839	FORWARD/ REVERSE (4-WAY) VALVE 331280 CARTRIDGE 382724 COIL 331283 SEAL KIT
	331236 RELIEF VALVE (3500PSI). 381258 SEAL KIT
	382709 CHECK VALVE 381258 SEAL KIT
	331284 BACK UP RING FOR PILOT PISTON

BLUE MAINFOLD- HOPPER, UP/ DOWN PART# (319870)



2X CARTRIDGE & COIL
HOPPER UP.
PART# (331247)

2X CARTRIDGE & COIL
HOPPER DOWN.
PART# (331247)

FLOW CONTROL CARTRIDGE(7GPM).
PART# (381202)

NOTE:
PART NUMBER (381223) &
(381224) NOT SHOWN.

3X FITTING, DIAGNOSTIC, 7/16.
PART# (381223)
3X DUST CAP.
PART# (381224)

COUNTERBALANCE VALVE(800 PSI).
PART# (331238)

CARTRIDGE & COIL
BYPASS VALVE.
PART# (382707)

RELIEF VALVE CARTRIDGE (900 PSI).
PART# (331240)

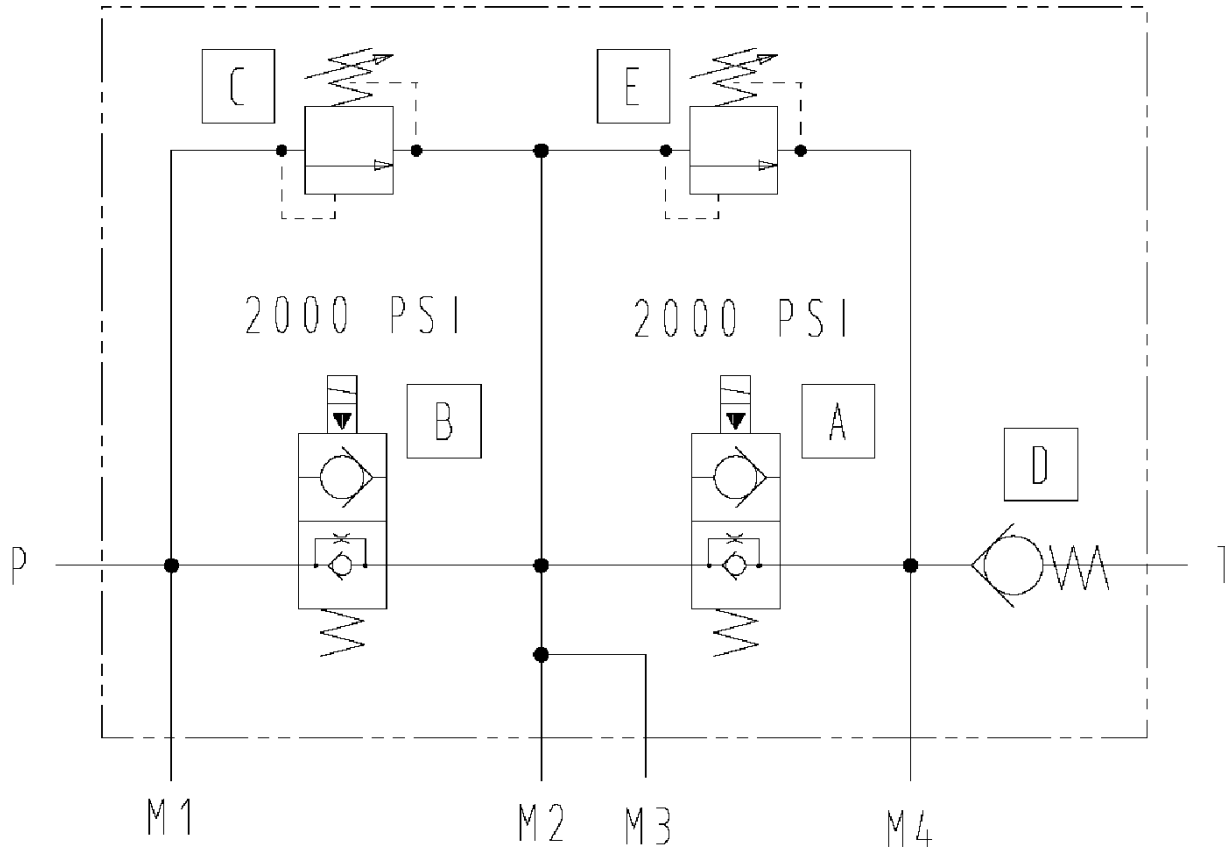
RELIEF VALVE CARTRIDGE (2500 PSI).
PART# (331239)

CARTRIDGE & COIL
G.B. RUN VALVE.
PART# (382706)

PART #	DESCRIPTION
319870	HOPPER, UP/DOWN
331238	COUNTERBALANCE VALVE (800 PSI) 331277 SEAL KIT
331239	RELIEF VALVE (2500 PSI) 381258 SEAL KIT
331240	RELIEF VALVE (900 PSI) 381258 SEAL KIT
381202	FLOW CONTROL (7GPM) 331278 SEAL KIT
382707	BYPASS VALVE 382723 CARTRIDGE 382724 COIL 331276 SEAL KIT
331247	HOPPER UP/DOWN VALVE 331280 CARTRIDGE 382724 COIL 331281 SEAL KIT
382706	G.B. RUN VALVE 331282 CARTRIDGE 382724 COIL 331276 SEAL KIT

BLUE MANIFOLD- GUTTERBROOM DRIVE.

PART# (319871)



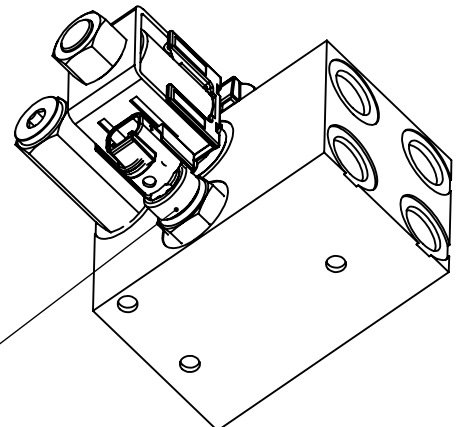
RELIEF VALVE CARTRIDGE (2000 PSI).
PART# (331256)

SOLENOID VALVE & COIL.
LH G/B RUN VALVE.
PART# (382707)

SOLENOID VALVE & COIL.
RH G/B VALVE.
PART# (382707)

CHECK VALVE.
PART# (382709)

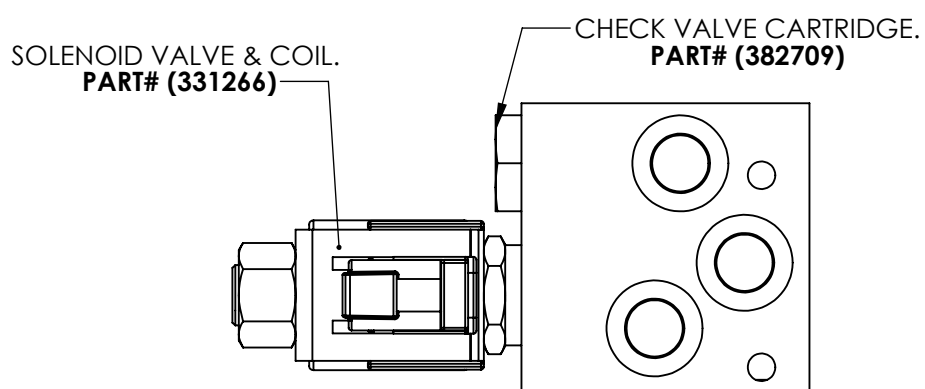
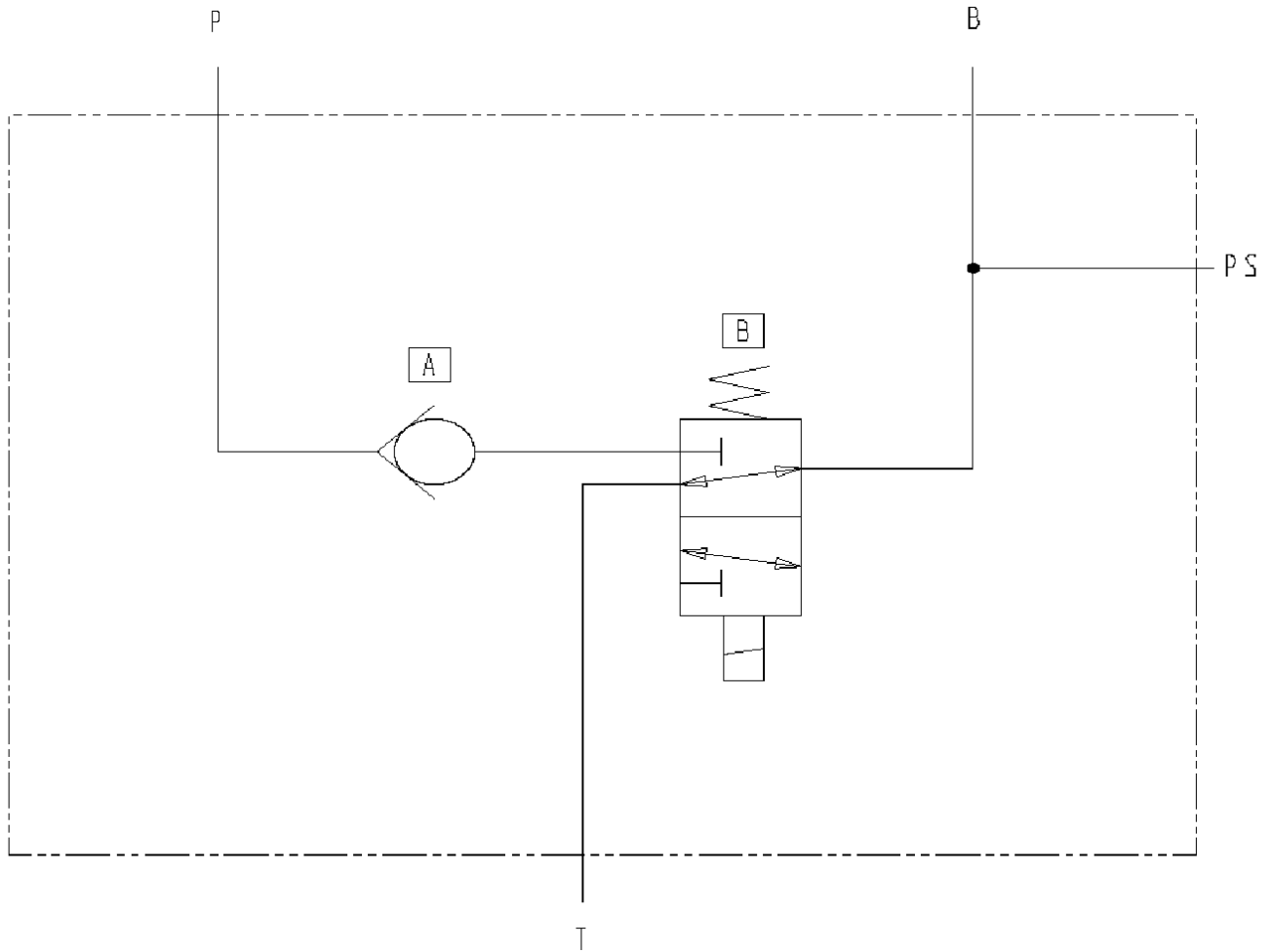
A



VIEW A-A
SCALE 1 : 3

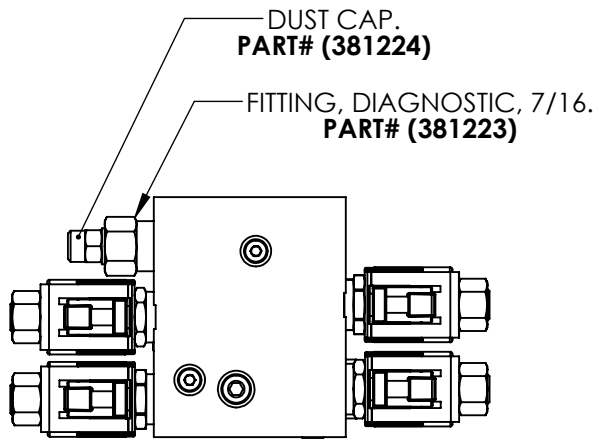
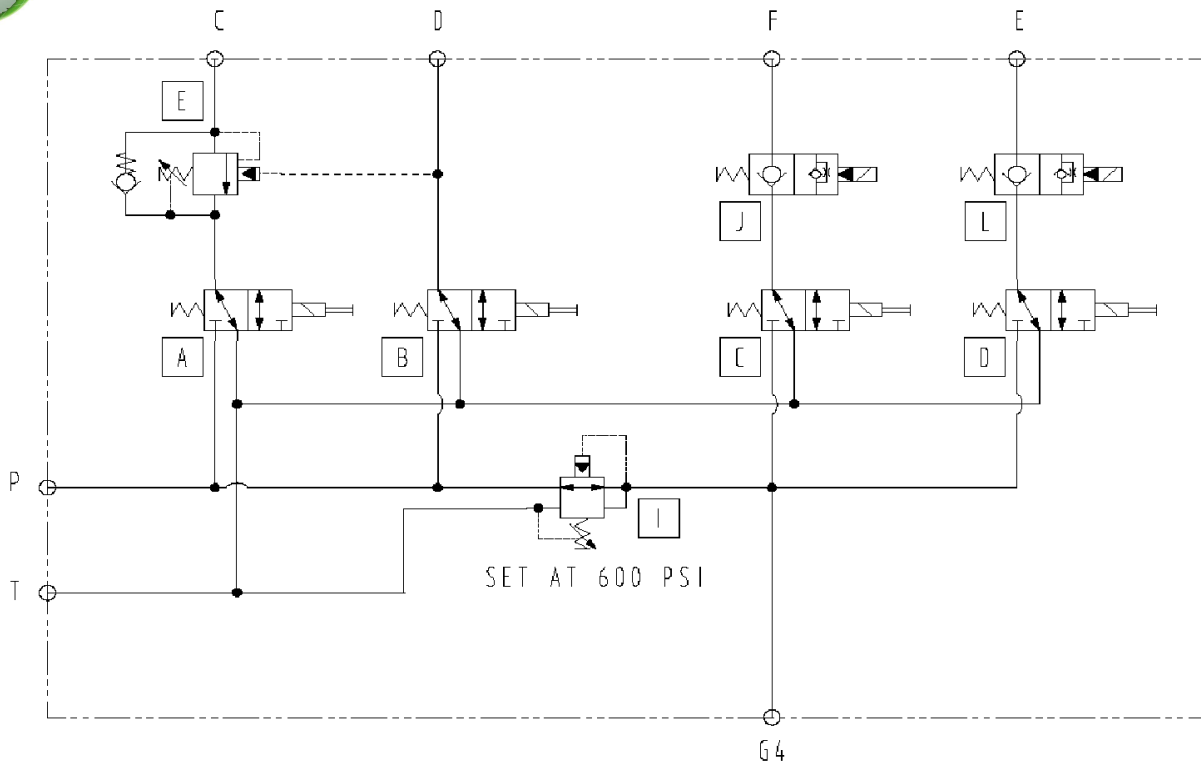
PART #	DESCRIPTION
319871	GUTTER BROOM DRIVE
	331256 RELIEF VALVE (2000 PSI) 381258 SEAL KIT
	382707 SOLENOID VALVE & COIL 382723 CARTRIDGE 382724 COIL 331276 SEAL KIT
	382709 CHECK VALVE 381258 SEAL KIT

BLUE MANIFOLD-PARKING BRAKE PART# (319874)

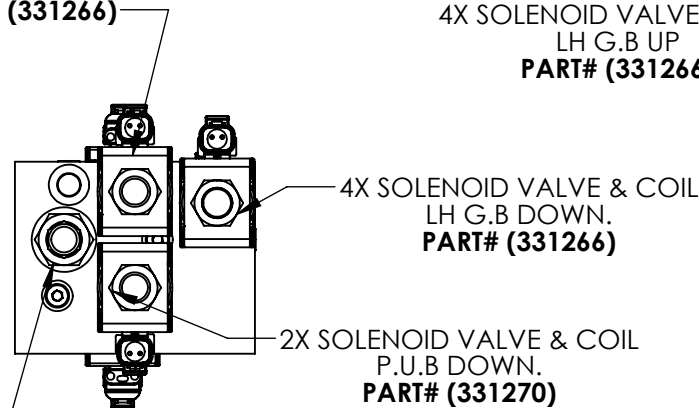


PART #	DESCRIPTION
319874	PARK BRAKE
	331266 SOLENOID VALVE & COIL
	331280 CARTRIDGE
	382724 COIL 331281
	SEAL KIT
	382709 CHECK VALVE
	381258 SEAL KIT

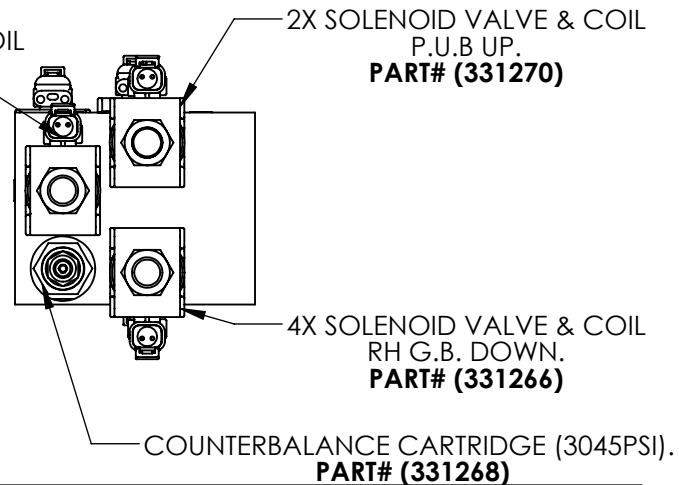
BLUE MANIFOLD-BROOM LIFT PART# (319875)



4X SOLENOID VALVE & COIL
P.U.B DOWN.
PART# (331266)

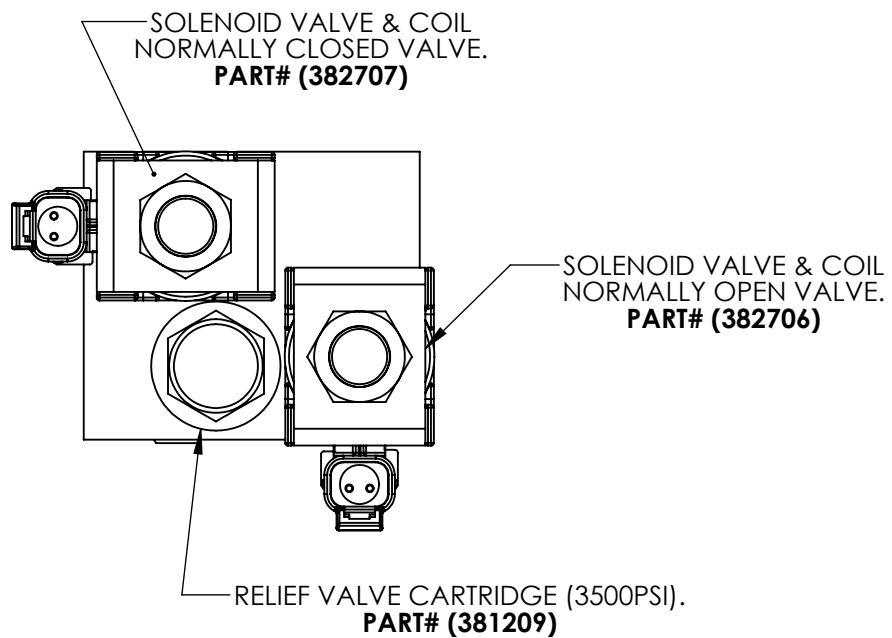
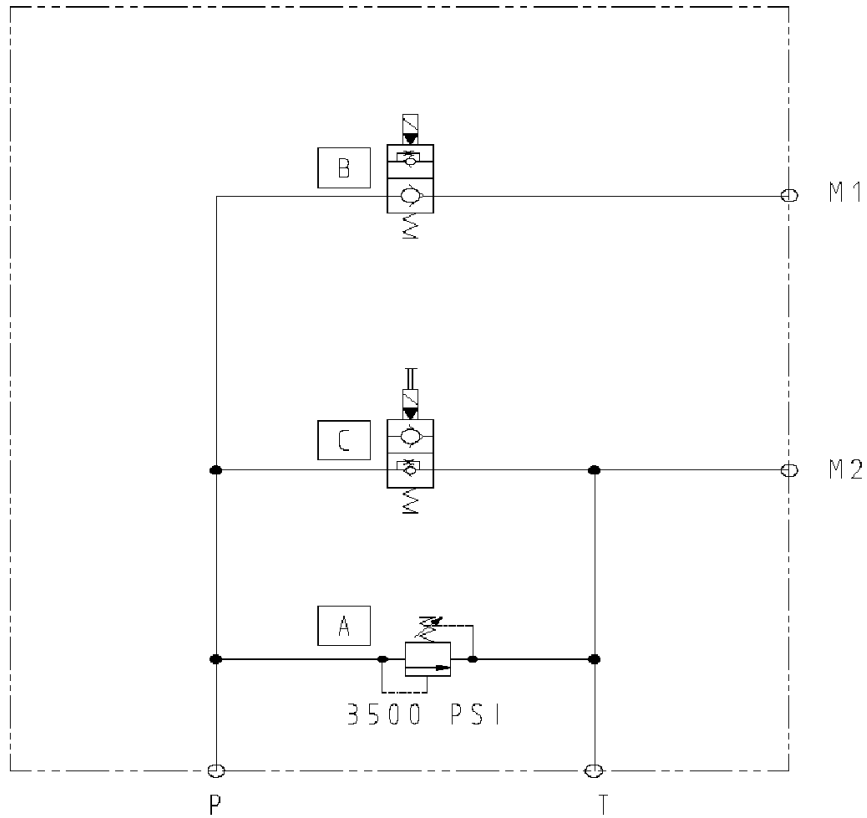


4X SOLENOID VALVE & COIL
LH G.B UP
PART# (331266)



PART #	DESCRIPTION
319875	BROOM LIFT
331268	COUNTERBALANCE VALVE (3045PSI)
331277	SEAL KIT
382712	PRESSURE REDUCER VALVE (600PSI)
331285	SEAL KIT
331266	P.U.B DOWN
331280	CARTRIDGE
382724	COIL
331281	SEAL KIT
331270	P.U.B UP
331282	CARTRIDGE
382724	COIL
331276	SEAL KIT

BLUE MANIFOLD- P.U.B DRIVE PART# (319876)



PART #	DESCRIPTION
319876	P.U.B DRIVE
382707	NORMALLY CLOSED VALVE
	382723 CARTRIDGE
	382724 COIL
	331276 SEAL KIT
382706	NORMALLY OPEN VALVE
	331282 CARTRIDGE
	382724 COIL
	331276 SEAL KIT
381209	RELIEF VALVE (3500PSI)
	381258 SEAL KIT

CHAPTER

8

Water Spray

Table of

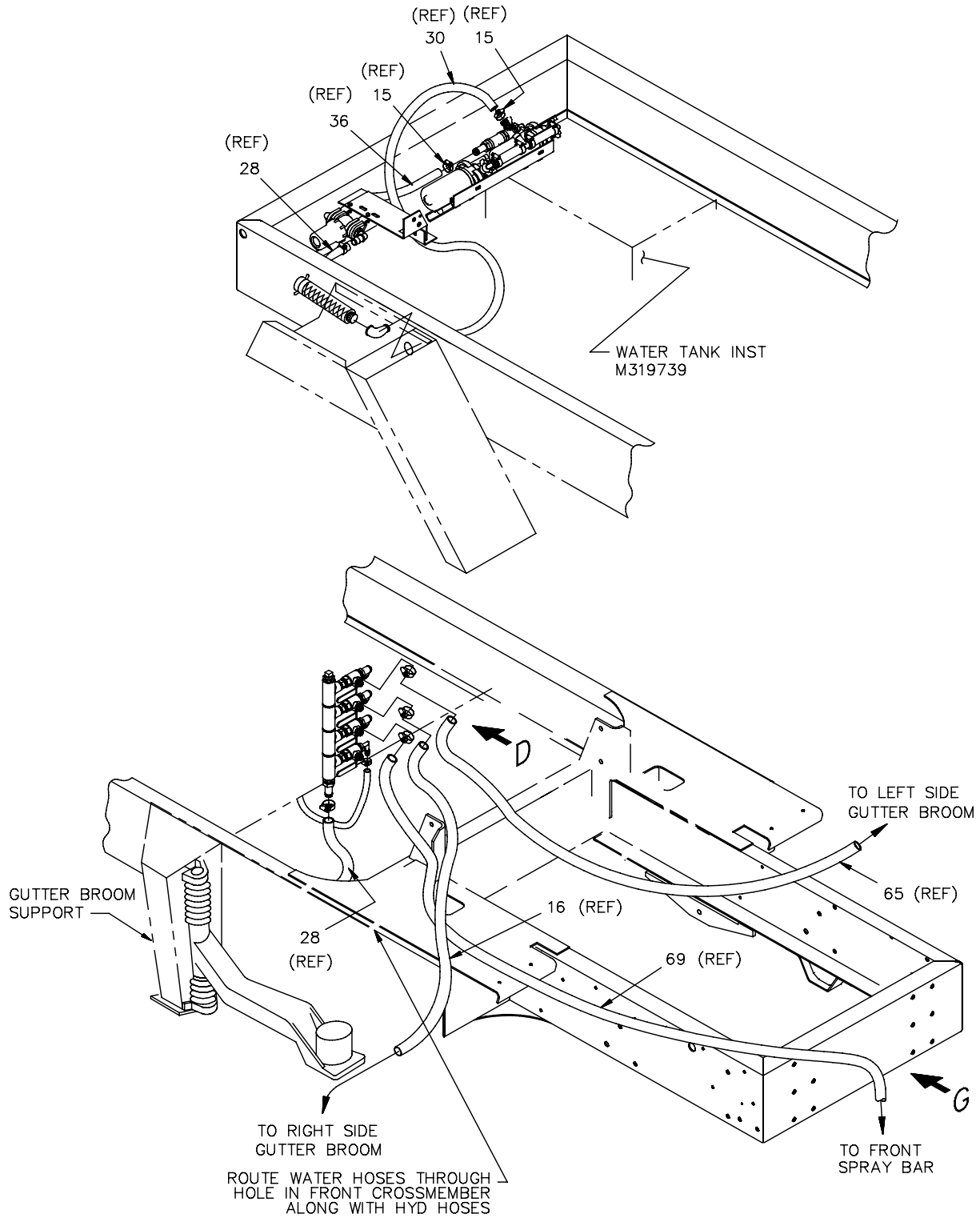
Contents Subject

Page

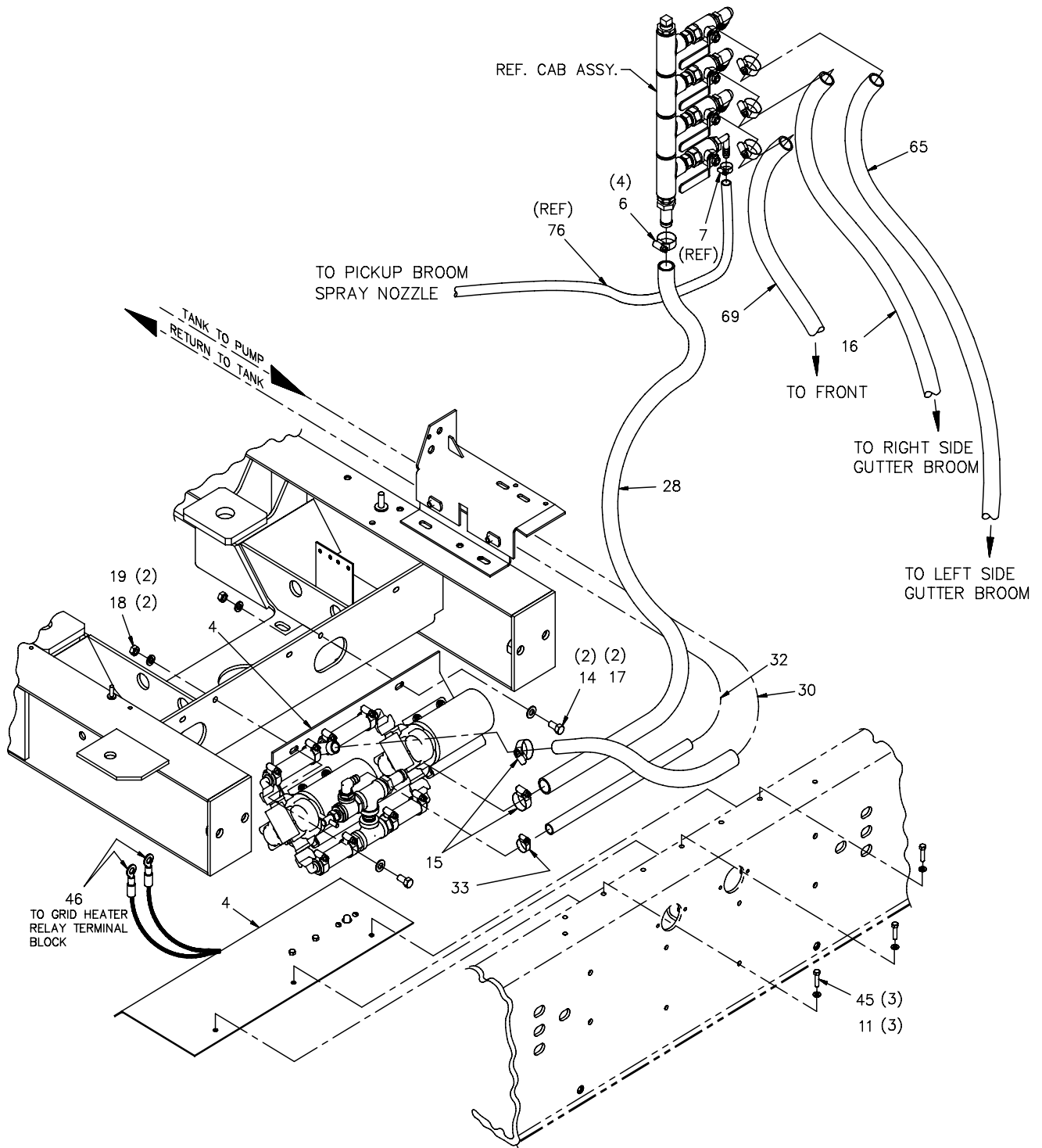
Body

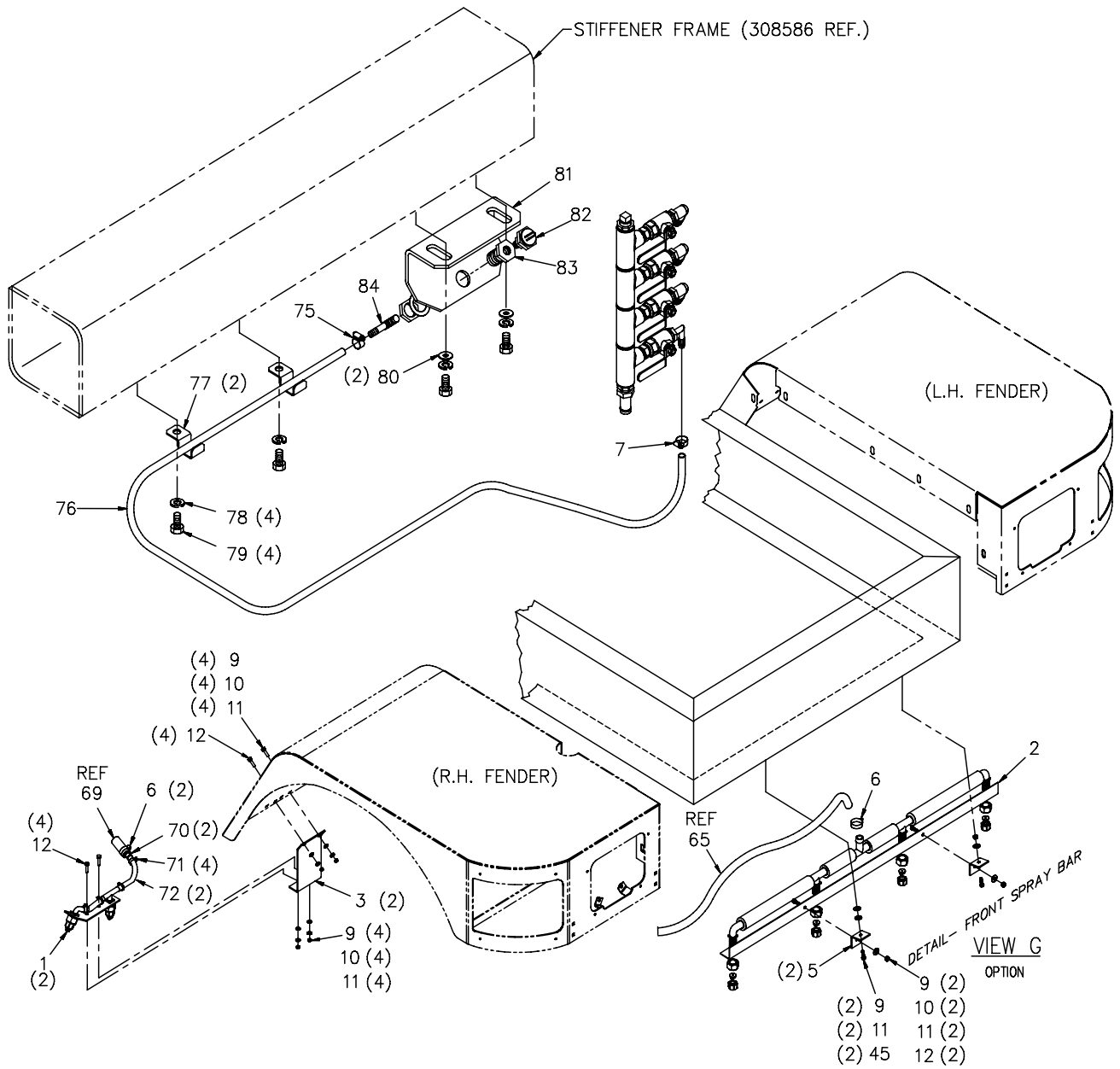
Water Plumbing Installation	8-3
Elevator Spray Installation	8-8
Water Pump Assembly	8-11
Spray Bar Assy RH	8-15
Spray Bar Assy LH	8-16
Water Valve Assembly	8-17
Water Tank Installation	8-19

This page intentionally left blank




WATER PLUMBING

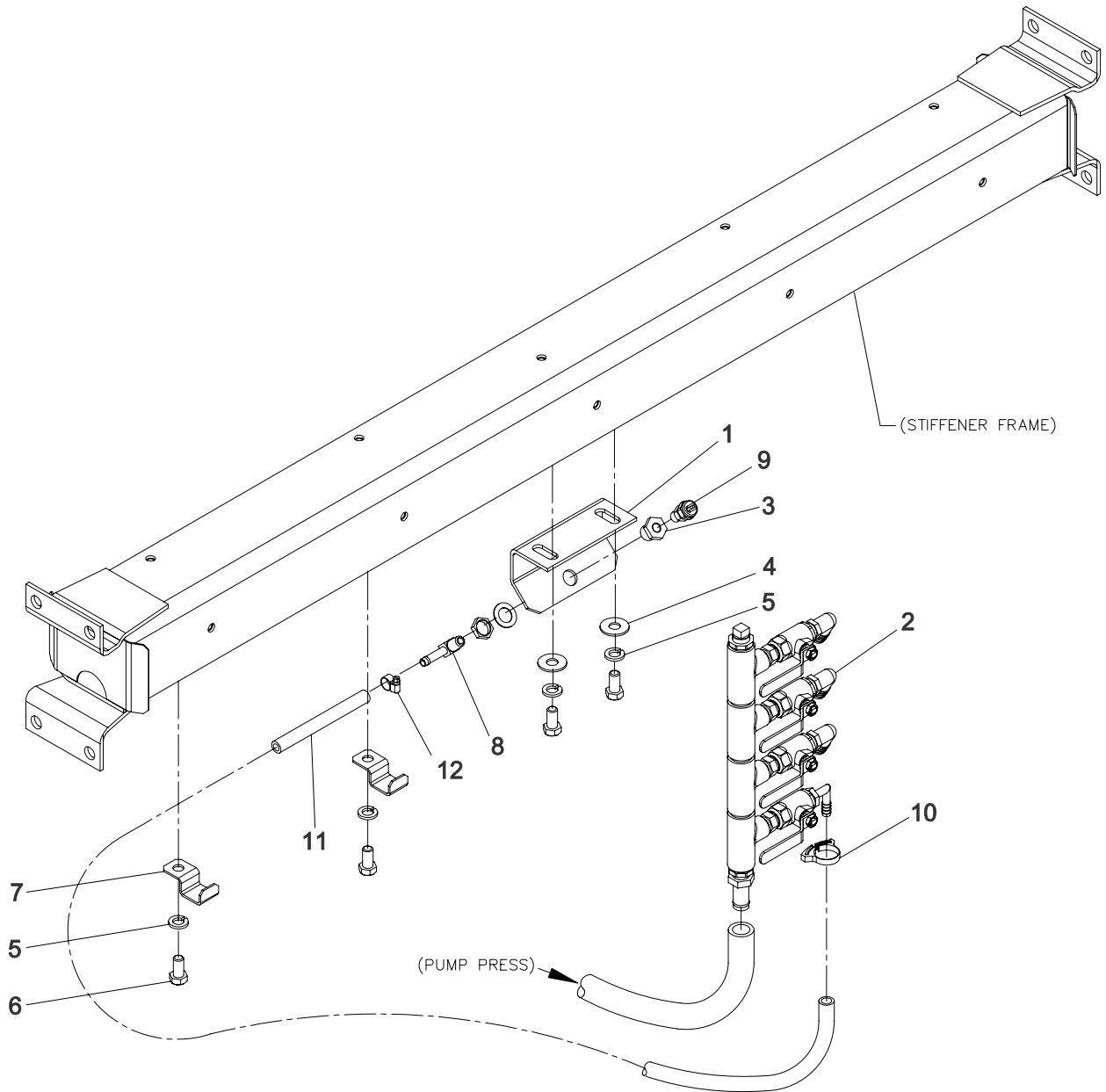




WATER PLUMBING

Item	Pt No.	Description	Qty	Item	Pt No.	Description	Qty
-	319740	Water Plumbing Instl.	*S Ref	69	893522120	Hose	1
1	322075	Gutter Broom Spray Assembly	2	70	322044	Coupler, Reduction, 3/4 X 1/2h	2
2	322076	Front Spray Bar Assembly	1	71	324481	Snap Grip Clamp #50,3/4-7/8	4
3	319799	G/B Mounting Bracket	2	72	18015-10-019	Hose, Blue 1/2 X 19" Lg	2
4	324183	Water Pumping Assembly	1	75	501-1	Clamp Hose #4 7/32 X 11/16	1
5	322048	Bracket Mtg, Front Spray Bar	2	76	891217120	Hose- 3/8 Id X 120.0 Lg.	1
6	324482	Snap Grip Clamp#62,61/64-35/32	7	77	317562	Hose Clamp-3/4 Id	2
7	324483	Snap Grip Clamp#44,11/16-13/16	1	78	030592	Washer- Loc, Splt Pltd 1/2 Gr8	4
9	035605	Washer Flat Uss Plated 1/4	12				
				79	041850	Scr-Hx Hd Cap,1/2-13x1 Gr8	4
10	030703	Nut Hex 1/4-20 Unc	10	80	030595	Washer Flat Uss Plated 1/2	2
11	030643	Washer- Loc Split Pltd 1/4 Gr8	15	81	353054	Bracket-Pub Elevator Spray	1
12	033145	Scr- Hx Hd Pltd 1/4-20x3/4 Gr8	10	82	307461	Spray Nozzle Assy.	1
14	034423	Scr-Hx Hd,3/8-16x1 Gr8	2	83	203479	Bulkhead Ftg-1/4 F Npt	1
15	040774	Clamp Hose #12	2	84	208225	EI-90 Deg,1/4 P X 3/8 Hose	1
16	893522090	Hose	1				
17	030557	Washer Flat Uss Plated 3/8	2				
18	030599	Nut- Plated, 3/8-16 Gr8	2				
							
19	030605	Washer- Loc,Split,Pltd,3/8 Gr8	2				
28	893522250	Hose, 3/4 Id X 250 Lg	1				
30	893522031	Hose- 3/4 Id X 31.0 Lg.	1				
32	896044054	Hose 1/2 Id X 54" Lg	1				
33	053308	Clamp Hose #8 7/16 - 29/32	1				
45	033125	Scr- Hx Hd Pltd 1/4-20 X 1 Gr8	5				
46	381597	Harness- Power	1				
65	893522080	Hose 3/4 Id X 80.0 Lg.	1				

NOTES
NOTES



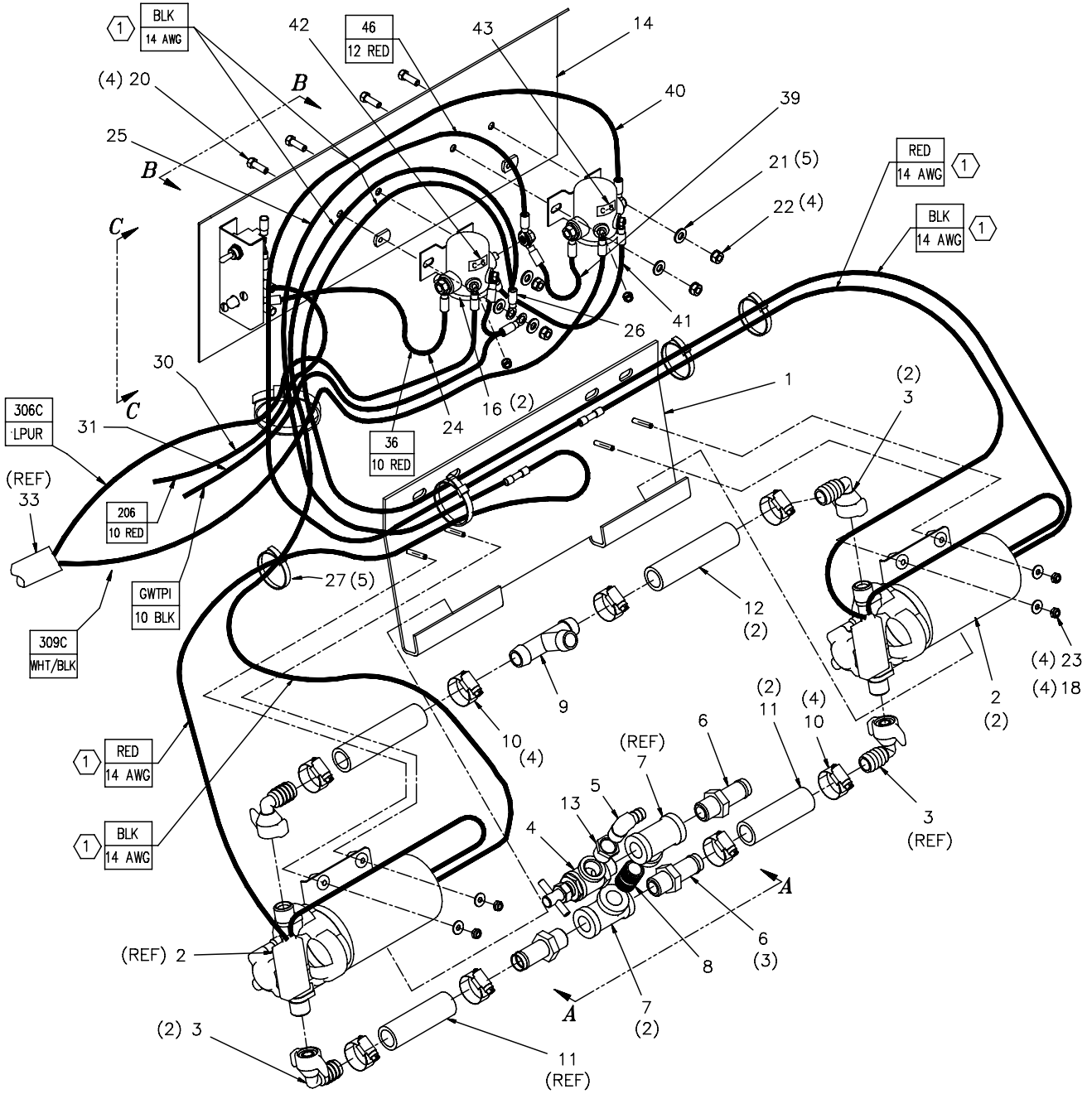
ELEVATOR SPRAY INSTALLATION

<u>Item Pt No.</u>	<u>Description</u>	<u>Qty</u>	<u>Item Pt No.</u>	<u>Description</u>	<u>Qty</u>
- 322001	Elevator Spray Installation	A REF			
1	353054 Bracket Pub Elevator Spray	1			
2	324907 Water Valve Assembly	1			
3	203479 Bulkhead FTG-1/4 F NPT	1			
4	030595 Washer, Flat 1/2" USS (Gr.8YZ)	2			
5	030592 Washer, Lock 1/2" (Gr.8YZ)	4			
6	041850 Bolt, Hex Hd 1/2"-13x1" (Gr.8YZ)	4			
7	317562 Clamp Hose 3/4 O.D.	2			
8	208225 EL-90 Deg,1/4 P X 3/8 Hose	1			
9	307461 Spray Nozzle ASSY.	1			
10	324483 Clamp,SnapGrip Ø11/16-13/16"	1			
11	891217120 Hose 3/8 ID x 120" LG	1			
12	353051 Clamp,Gear Silicon Ø3/8 @5/8	1			

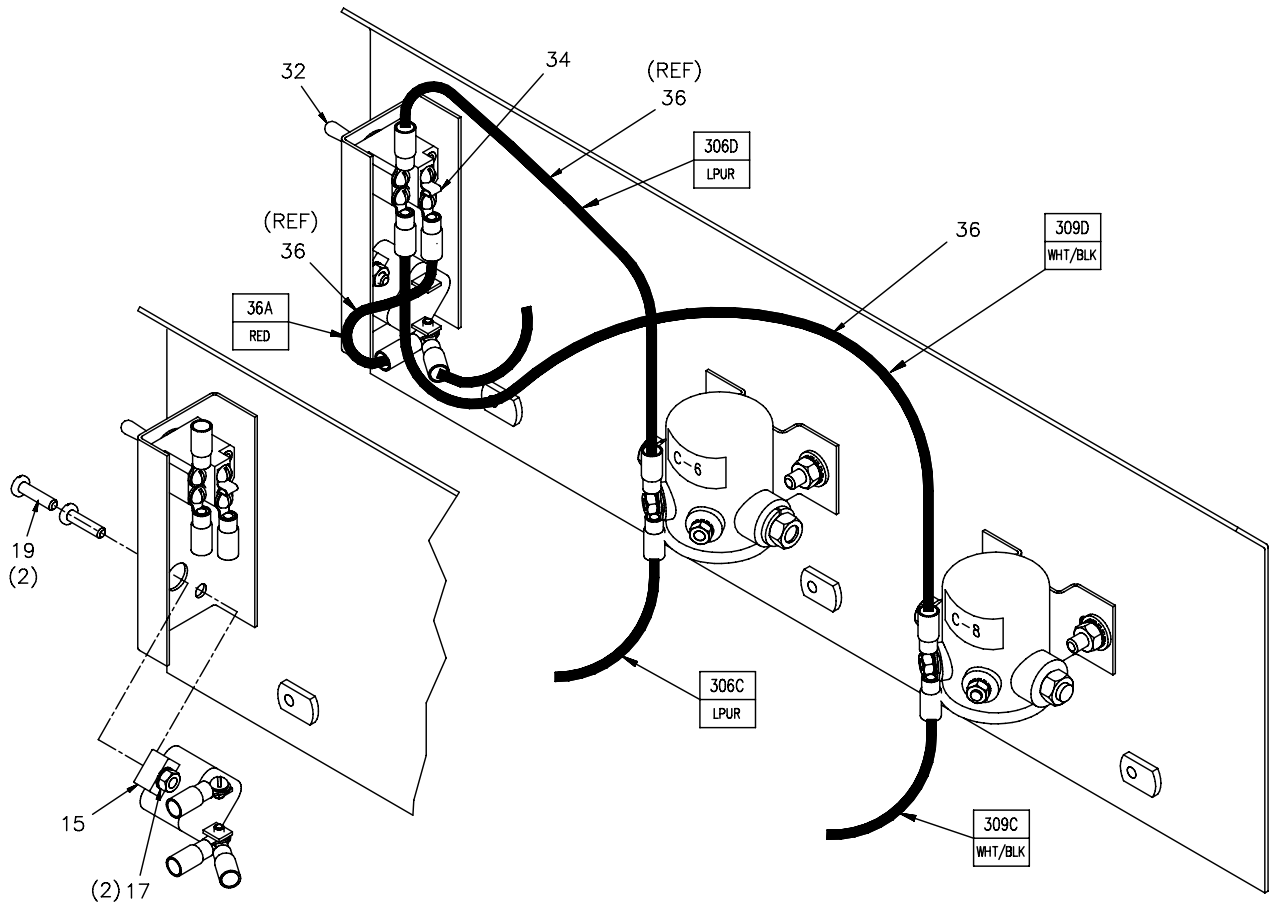


This page intentionally left blank

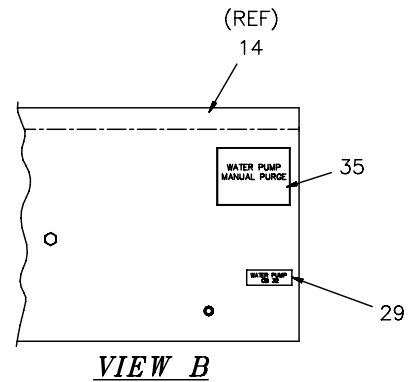
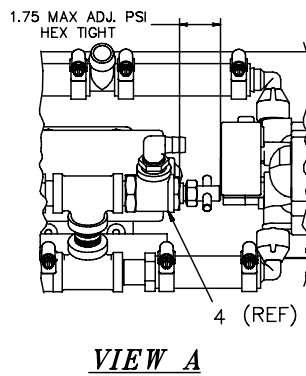
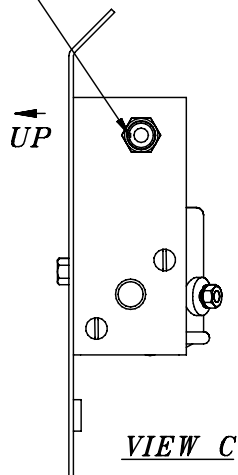
WATER PUMP ASSY



① WIRE SUPPLIED WITH PUMP.
 NOTES:



SWITCH ITEM 32 TO BE ORIENTED WITH THE KEY-WAY IN THE UP POSITION AS SHOWN.

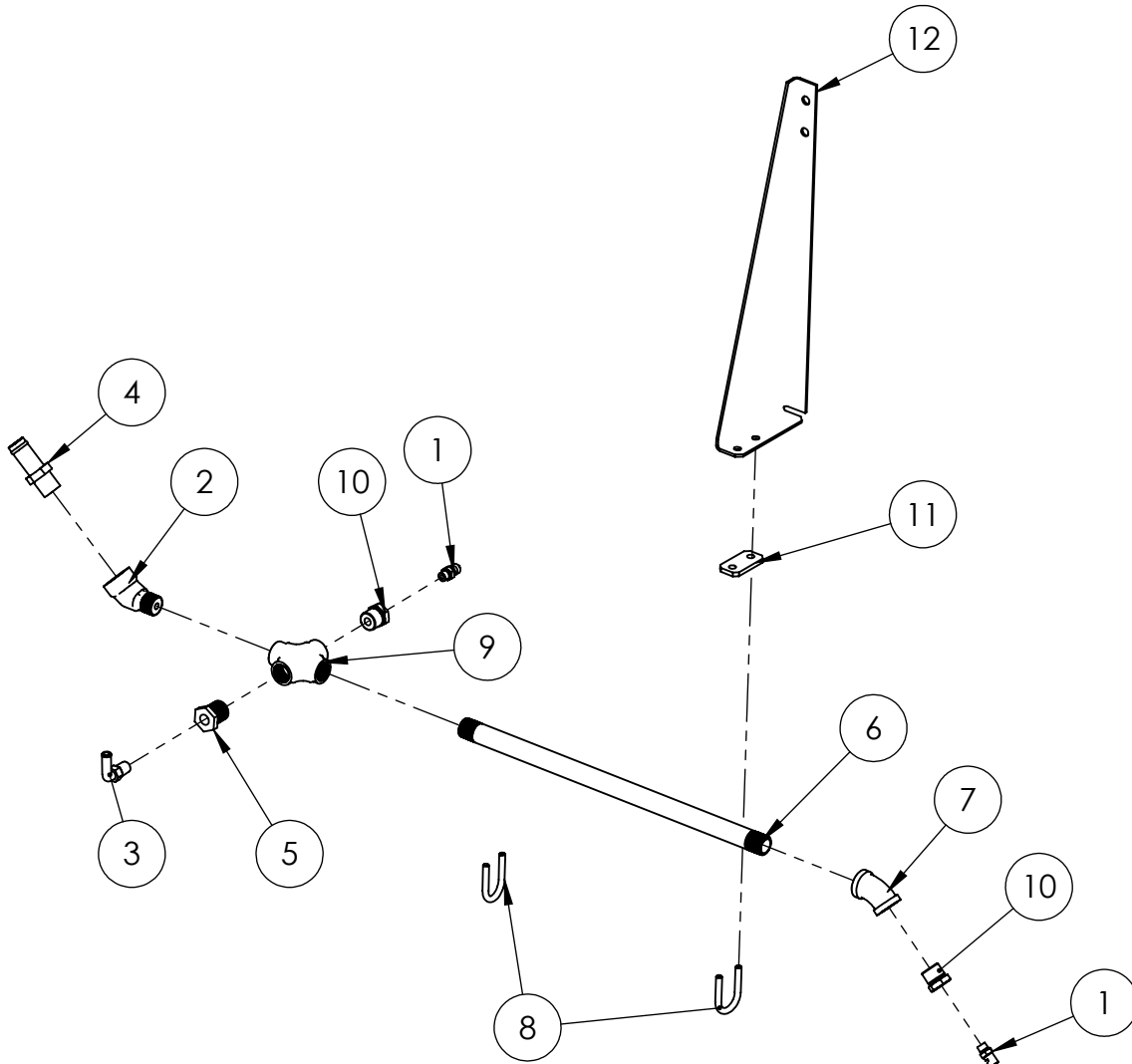


WATER PUMP ASSY

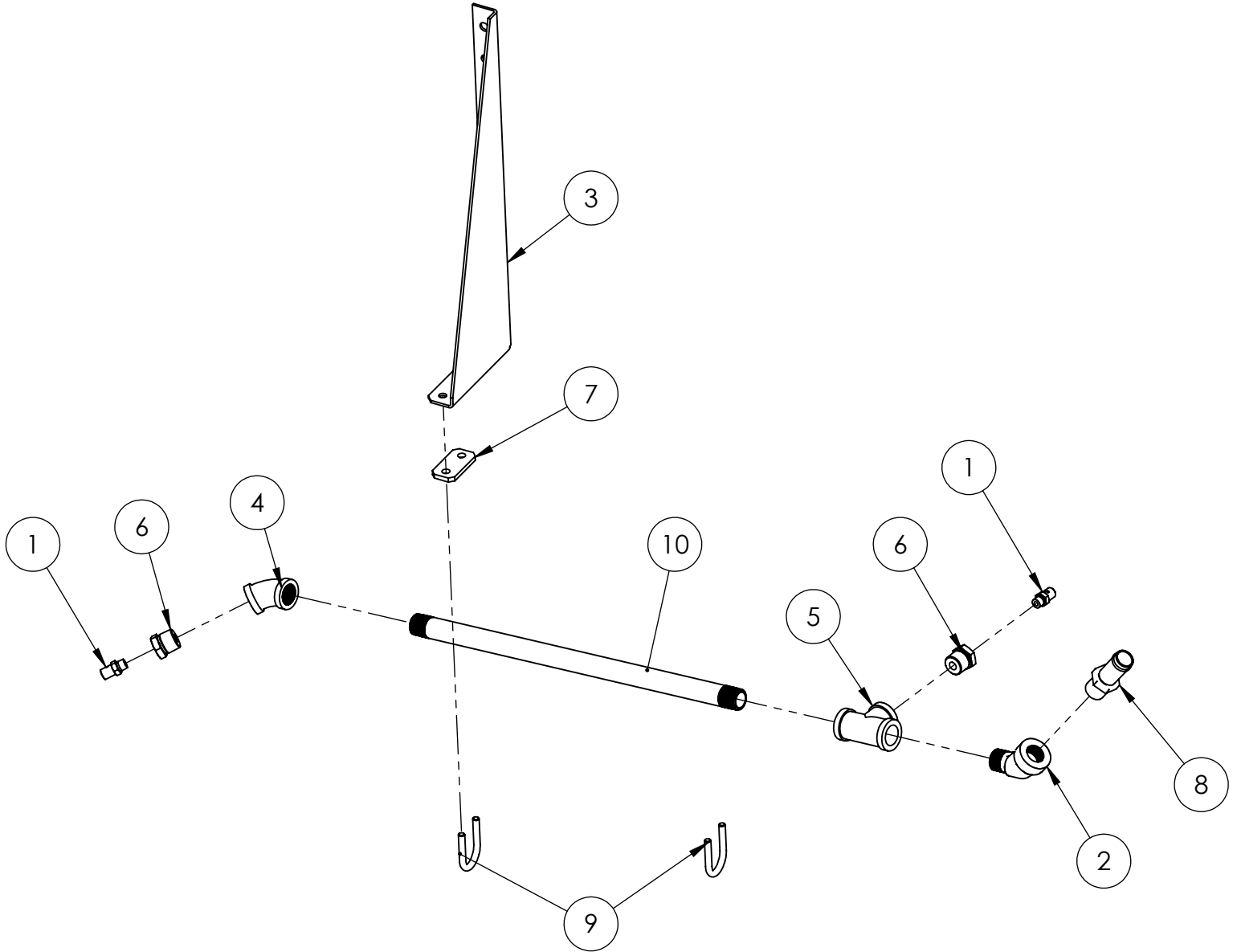
Item Pt No.	Description	Qty	Item Pt No.	Description	Qty
-	324183 Water Pumping Assembly	3C		REF	
1	322707 Brkt. Wldmt Water Pump Mount	1			
2	313915 Pump, Diaphragm, Elec., 12V	2			
-	395299 Valve Kit	-			
-	395300 Diaphram	-			
3	314000 Elbow, 90 Deg, 1/2 Npsmx3/4 Hose	4			
4	322810 Pressure Relief Valve 0-300Psi	1			
5	308678 Ftg-90 Deg,3/8 P X 1/2 Hose	1			
6	315138 Hose Ftg-Push-On 3/4H X 1/2Mp	3			
7	034048 Fitt,Tee, Fnpt-08(Ø1/2") Galv	2			
8	030256 Nipple- Close 1/2 Galv	1			
9	322032 Tee, Nylon 3/4 Hose	1			
10	040774 Clamp,Gear Ø11/16@1-1/4",Hs-12	8			
11	893522004 Hose 3/4"ld X 4-1/2"Lg, 1 Braid	2			
12	893522003 Hose 3/4 Id X 3-1/8"Lg, 1 Braid	2			
13	031423 Bushing - Red 1/2X3/8 Blk Pipe	1			
14	322705 Cover Weldment, Water Pumps	1			
15	350859 Circuit Breaker - 30 Amp	1			
16	353107 Relay, 65 Amp, Plastic Coated (N)	2			
17	036860 Nut, Keps #10-24 (Zp)	2			
18	900135 Washer, Flat #10 Uss (Gr5 Yz)	4			
19	036859 Scr, Pan Hd Slot #10-24X3/4" (Zp)	2			
20	033145 Bolt, Hex Hd 1/4"-20X3/4" (Gr.8Yz)	2			
21	609606 Washer, Flat 1/4" Sae (Gr.8Yz)	-			
22	900105 Nut, Keps 1/4"-20 (Zp)	2			
23	305121 Nut, Lock Nylon #10-24 (Gr.8Zp)	4			
24	354385 Wire Assy Line 36	-			
25	324578 Wire Assy Line-46	-			
26	352449 Term., Ring 12-10Ga Stud Ø1/4"	1			
27	309105 Cable Tie,14.75 Lg, Heavy Duty	5			
28	896676 Rubber Coating Dip, Blue Guard	-			
29	354388 Decal - "Water Pump Cb 32"	1			
30	354387 Wire Assy Line 206	-			
31	354461 Wire Assy "Water Spray Gnd"	-			
32	650008 Switch-Toggle	1			
33	325073 Harness "P6-Rear"	-			
34	300731 Jumper Bar	1			
35	325423 Decal-"Water Pump Manual Purge"	1			
36	325254 Wire Assy "Water Pump Purge"	-			
39	324556 Wire Assy Line - 34	-			
40	324557 Wire Assy Line - 34	-			
41	324558 Wire Assy Line - Gw	-			
42	324560 Decal-"Water Pump" Contac. Loc.	1			
43	324561 Decal-"Water Pump" Contac. Loc.	1			
44	325145 Harness "P6-Rear" M3C/Mcab	-			

NOTES
NOTES

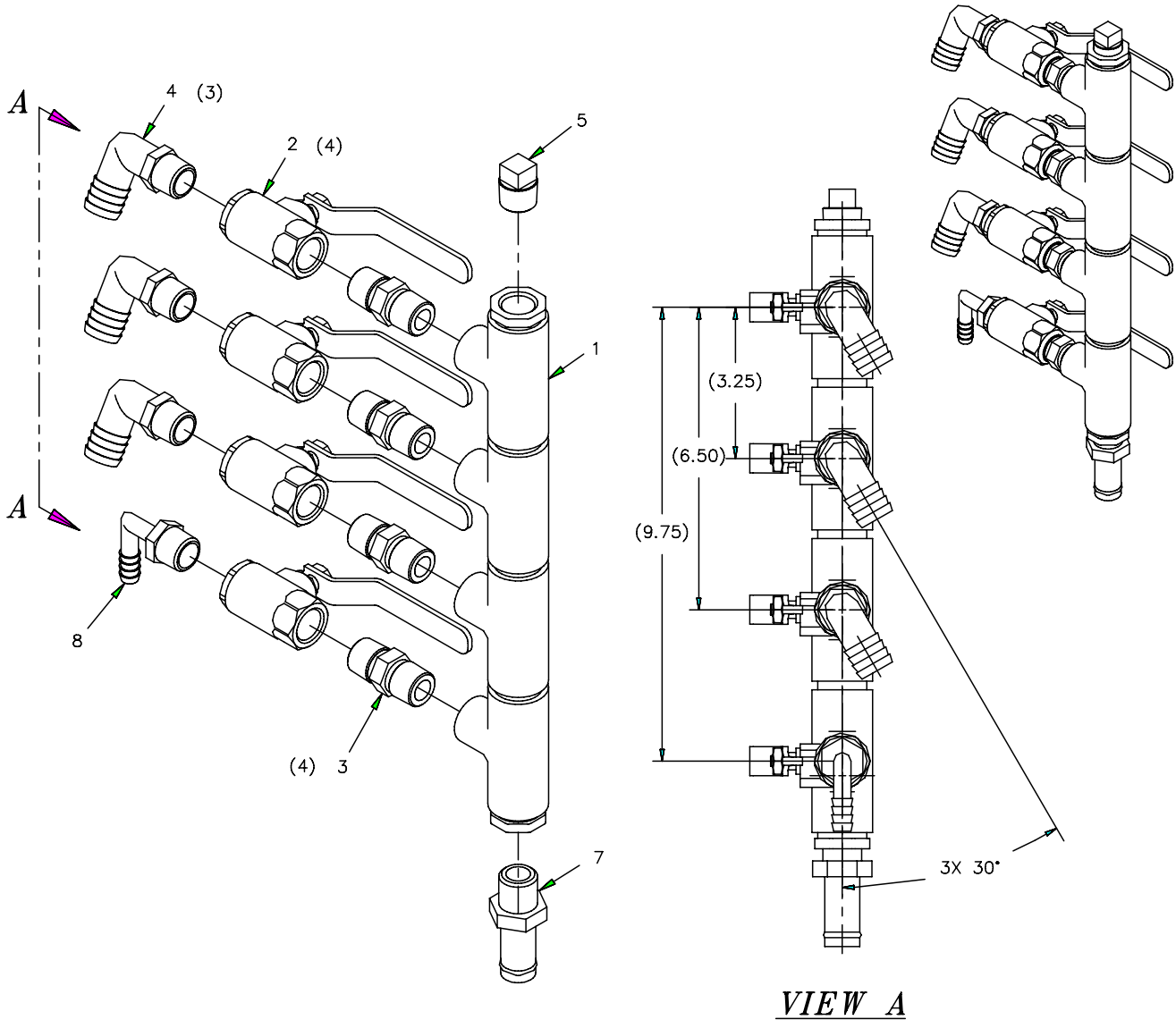
<hr/> <hr/> <hr/> <hr/> <hr/> <hr/> <hr/> <hr/> <hr/> <hr/> <hr/> <hr/> <hr/> <hr/> <hr/> <hr/> <hr/> <hr/> <hr/> <hr/> <hr/> <hr/> <hr/> <hr/> <hr/> <hr/> <hr/> <hr/> <hr/> <hr/>	<hr/> <hr/> <hr/> <hr/> <hr/> <hr/> <hr/> <hr/> <hr/> <hr/> <hr/> <hr/> <hr/> <hr/> <hr/> <hr/> <hr/> <hr/> <hr/> <hr/> <hr/> <hr/> <hr/> <hr/> <hr/> <hr/> <hr/> <hr/> <hr/> <hr/>
---	---



ITEM NO.	PART NUMBER	DESCRIPTION	QTY.
REF	331226	SPRAY BAR ASSY FRNT BUMPER RH	REV A
1	326497	NOZZLE - FLOODJET 1/8	2
2	044951	FITTING,GALVANIZED,45°,MNPT-08(1/2") X FNPT-08(1/2")	1
3	208225	FITTING,90°,MNPT-04 X 3/8" HOSE BEADED,STEEL	1
4	315138	ADAPTER,WTR,STR,-08(1/2")MPTx-12(3/4")BARB	1
5	319391	FITTING HYD, STR, MNPT-08XFNPT-04	1
6	82650	FITTING , HYD., STR, MNPT -8(1/2") x 2 x 16"Lg. NIPPLE GALV	1
7	030255	FITTING,HYD,45°,FNPT-08(1/2"),GALV.	1
8	315983	U-BOLT, 1/2" PIPE	2
9	053300	FITTING,WATER,CROSS FNPT-8 (1/2") GALV	1
10	108691	BUSHING MP-FP-8-2 GALV	2
11	E248925	SPACER, WATER JET, FRONT	1
12	E352816	ANGLE, SPRAY BAR R.H.	1



ITEM NO.	PART NUMBER	DESCRIPTION	QTY.
REF	331229	SPRAY BAR ASSY FRNT BUMPER LH	REV A
1	326497	NOZZLE - FLOODJET 1/8	2
2	044951	FITTING,GALVANIZED,45°,MNPT-08(1/2") X FNPT-08(1/2")	1
3	E352817	ANGLE SPRAY BAR LH	1
4	030255	FITTING,HYD,45°,FNPT-08(1/2"),GALV.	1
5	034048	FITTING,HYD,TEE,FNPT-08,GALV.	1
6	108691	BUSHING MP-FP-8-2 GALV	2
7	E248925	SPACER, WATER JET, FRONT	1
8	315138	ADAPTER,WTR,STR,-08(1/2")MPTx-12(3/4")BARB	1
9	315983	U-BOLT, 1/2" PIPE	2
10	82650	FITTING , HYD., STR, MNPT -8(1/2") x 2 x 16"Lg. NIPPLE GALV	1



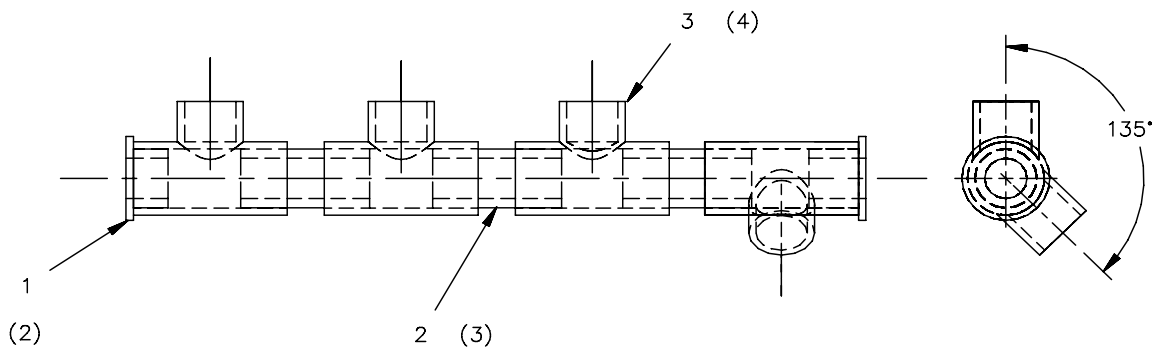
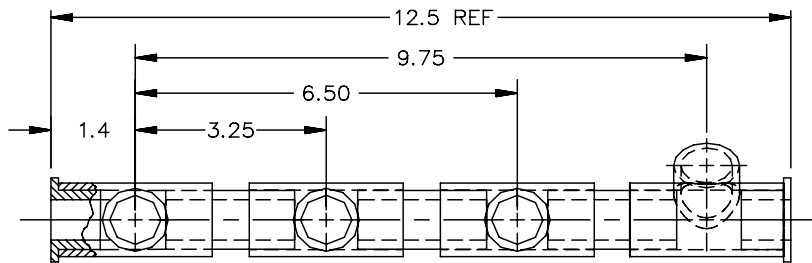
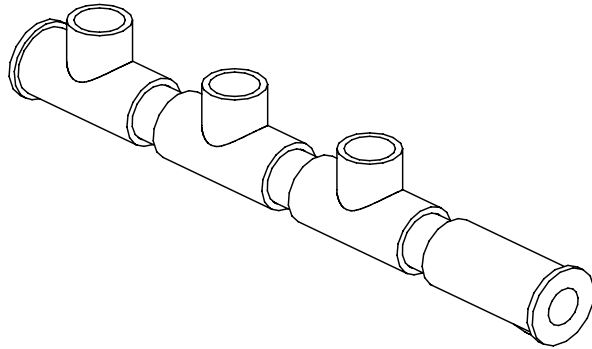
VIEW A

Item	Pt No.	Description	Qty
-	324907	Water Valve Manifold Inst.	B Ref
1	319663	Water Valve Manifold Assy.	1
2	204325	Valve Ball 1/2	4
3	034617	Pipe Nipple, Mp-mp-8	4
4	319662	El 1/2mpt X 3/4 Hose Barb(Nyl)	3
5	030131	Plug Mp-8, Galv Pipe	1

Item	Pt No.	Description	Qty
6	896365	Sealant-pipe Thd	1.00000 0
7	315138	Hose Ftg-push-on 3/4h X 1/2mp	1
8	324910	Elbow, Nylon 1/2mpt X 3/8 Hose	1



WATER VALVE MANIFOLD ASSY



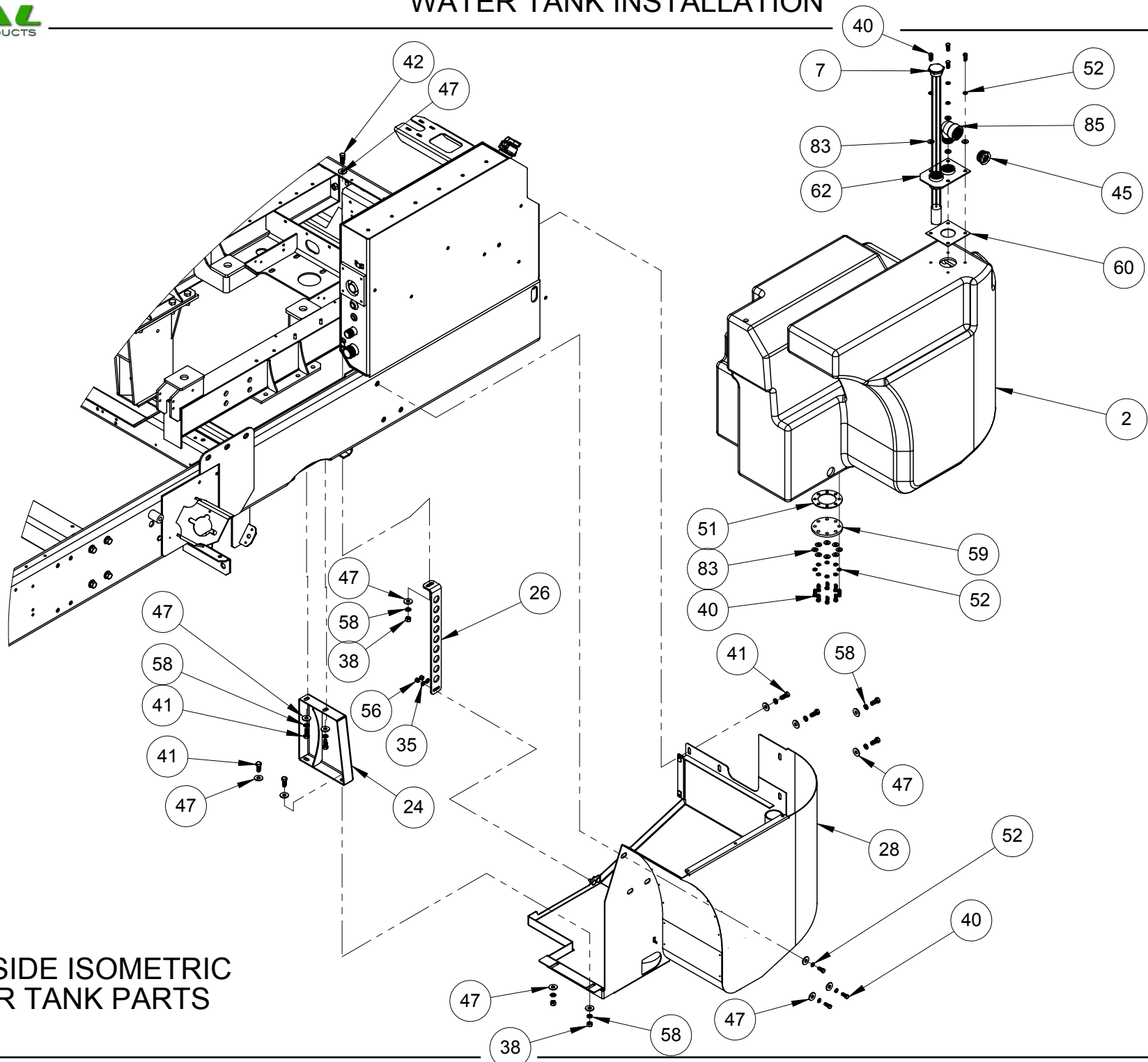
Item	Pt No.	Description	Qty	Item	Pt No.	Description	Qty
-	319663	Water Valve Manifold Assy.	C Ref	4	896771	Primer-pvc, Low Voc	0
1	314783	Red. Bush, 3/4 Spg X 1/2 Npt	2	5	896772	Cement-pvc, Low Voc	0
2	314785	Nipple-pvc, 3/4 X 2.2 Lg	3				
3	314784	Tee, Pvc, 3/4 X 3/4 X 1/2 Npt	4				





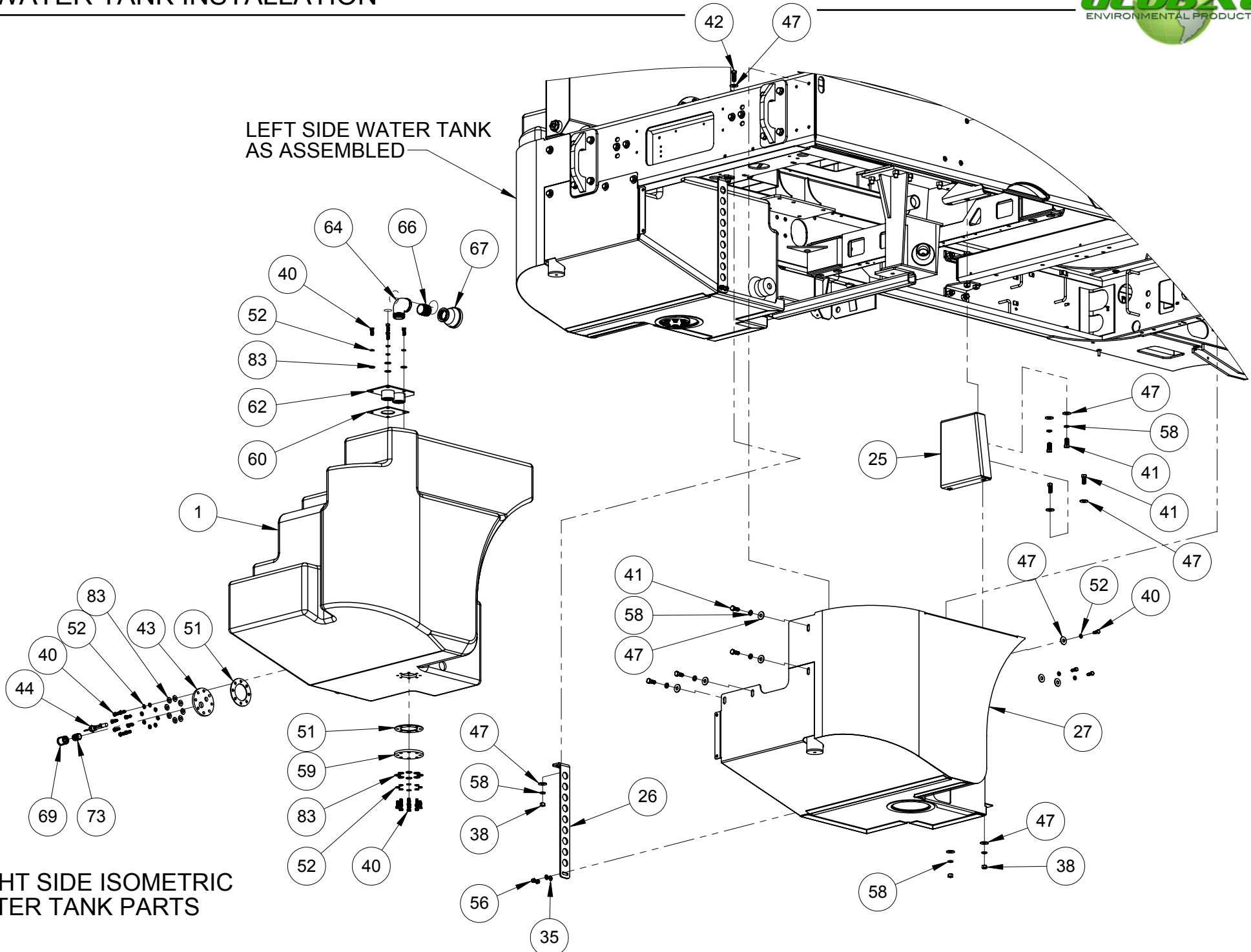
This page intentionally left blank

WATER TANK INSTALLATION

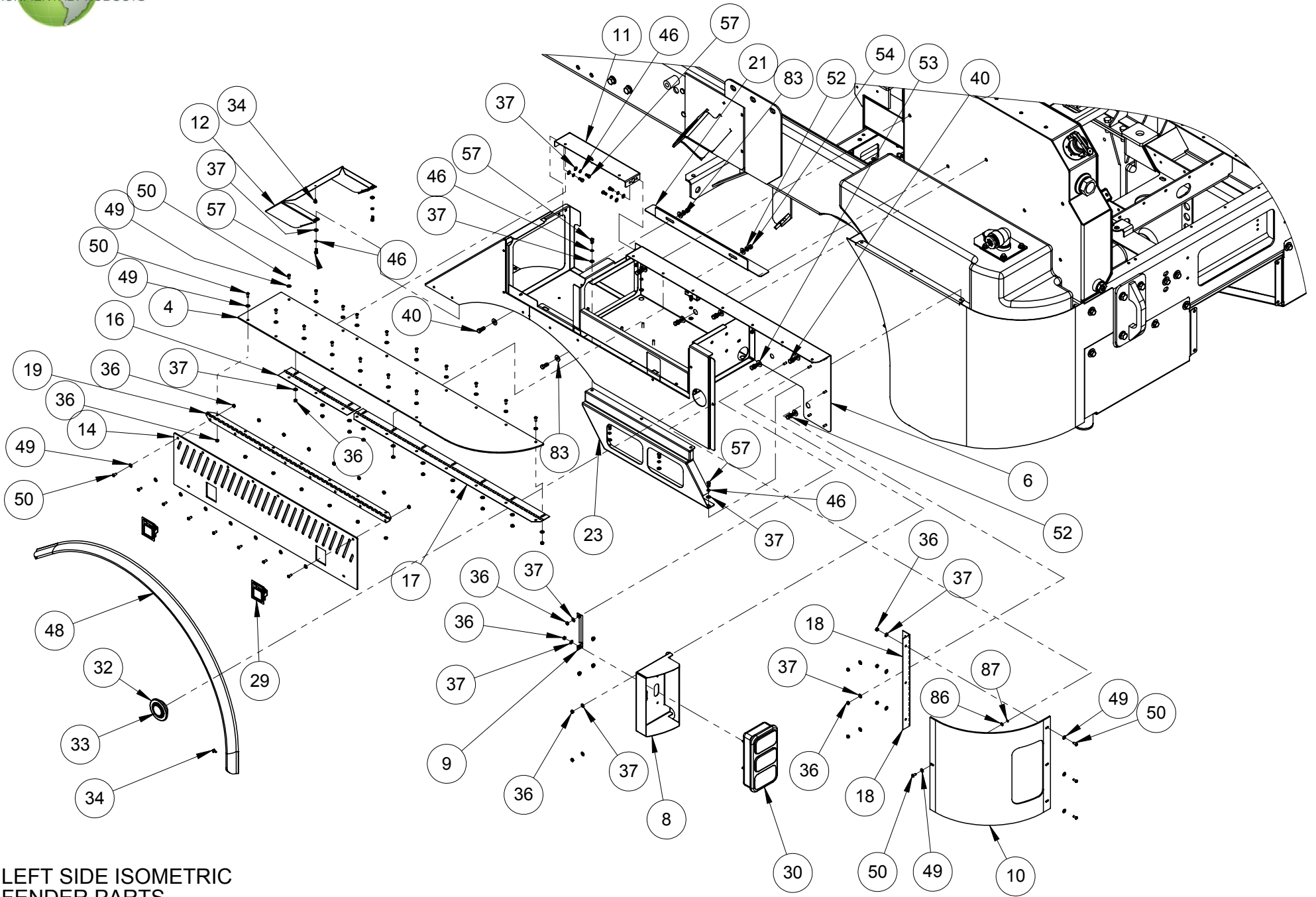


**LEFT SIDE ISOMETRIC
WATER TANK PARTS**

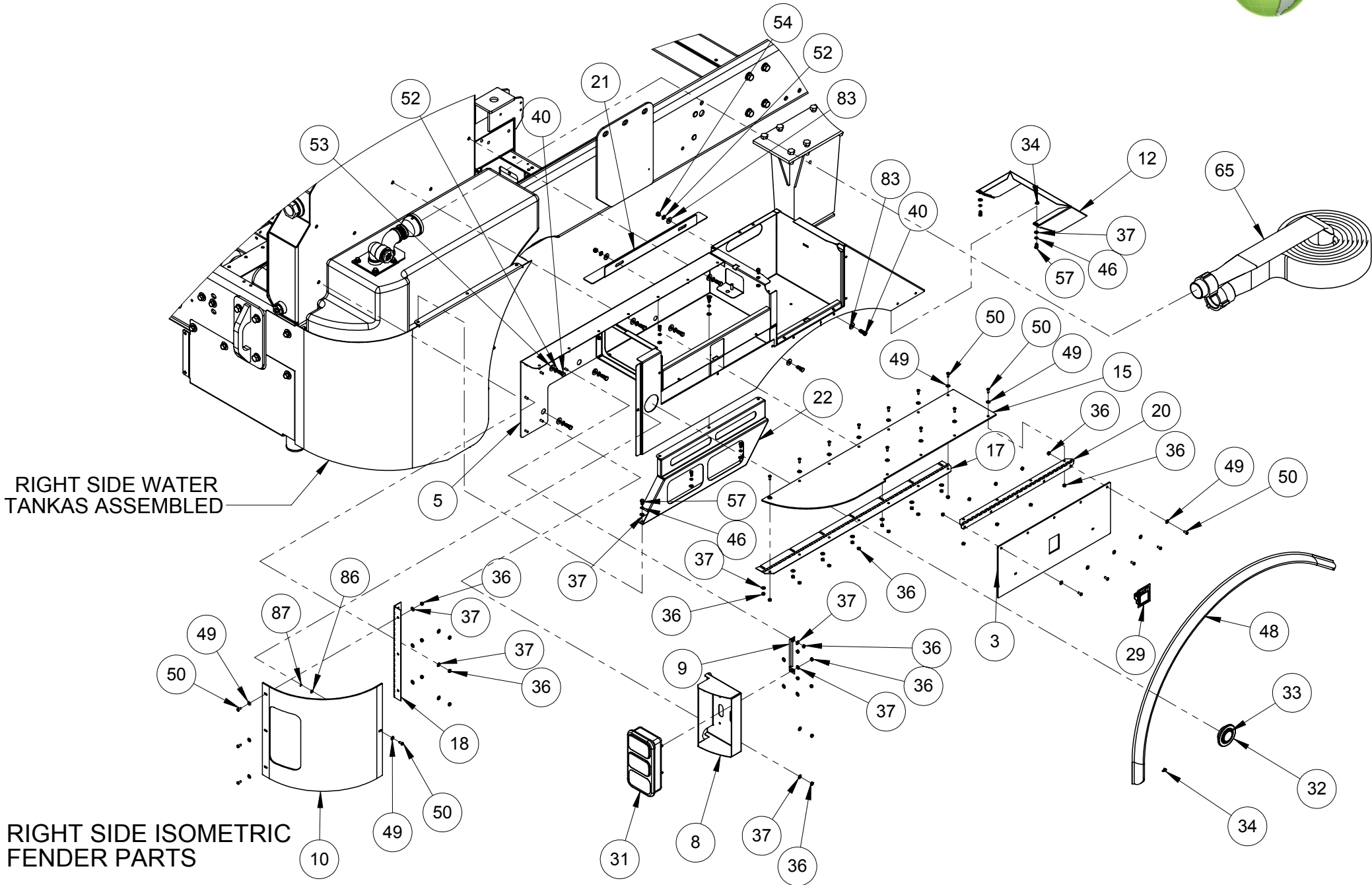
LEFT SIDE WATER TANK
AS ASSEMBLED

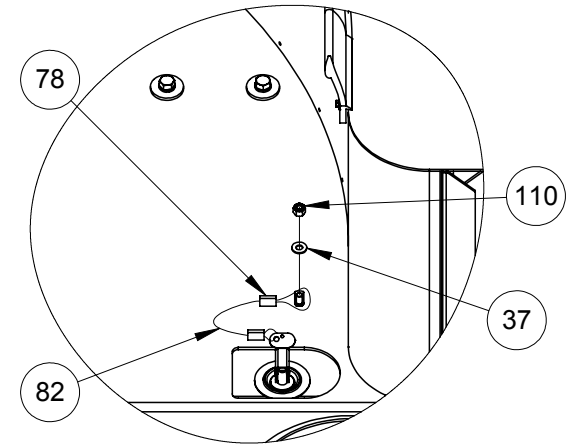
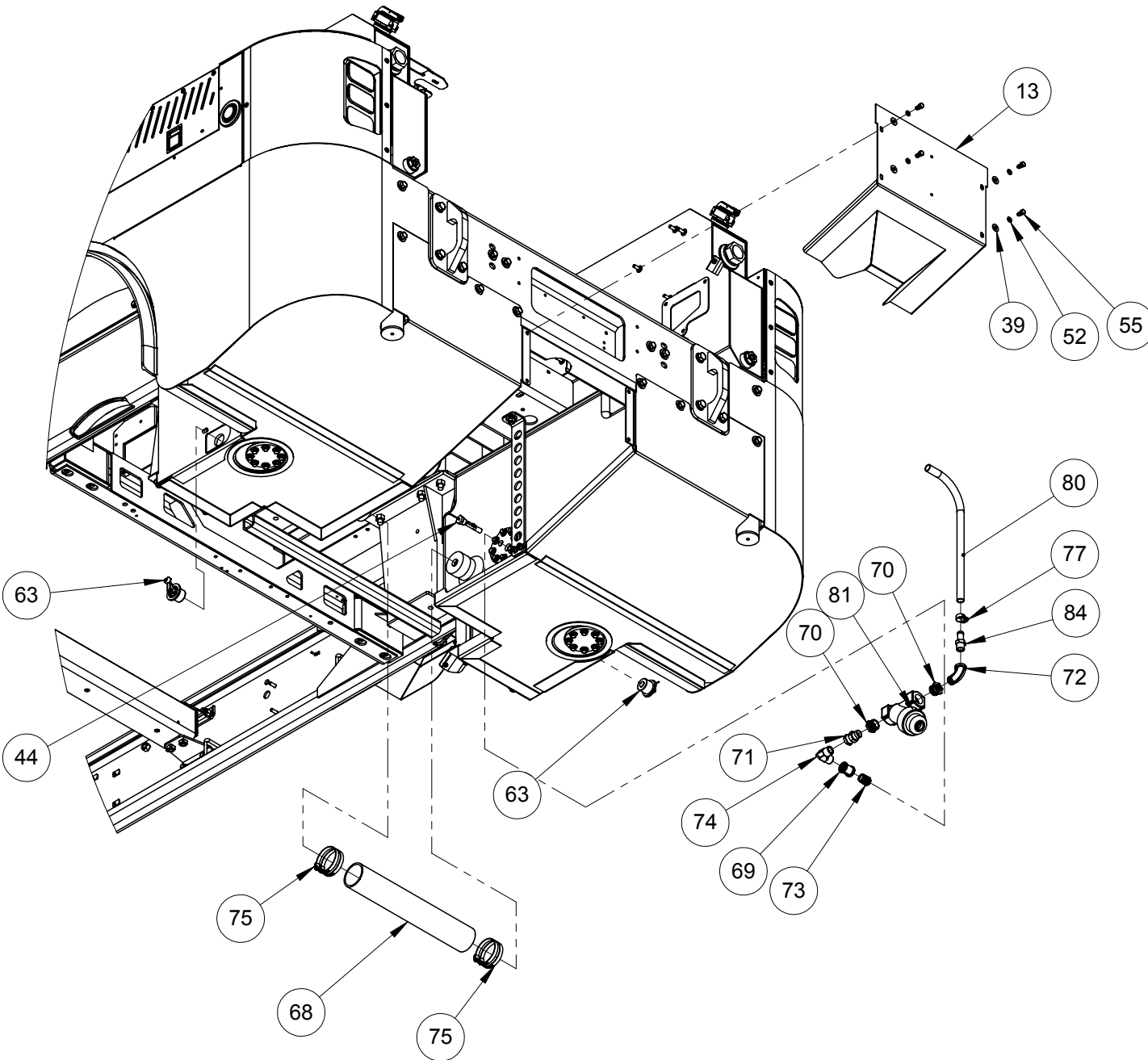


RIGHT SIDE ISOMETRIC
WATER TANK PARTS

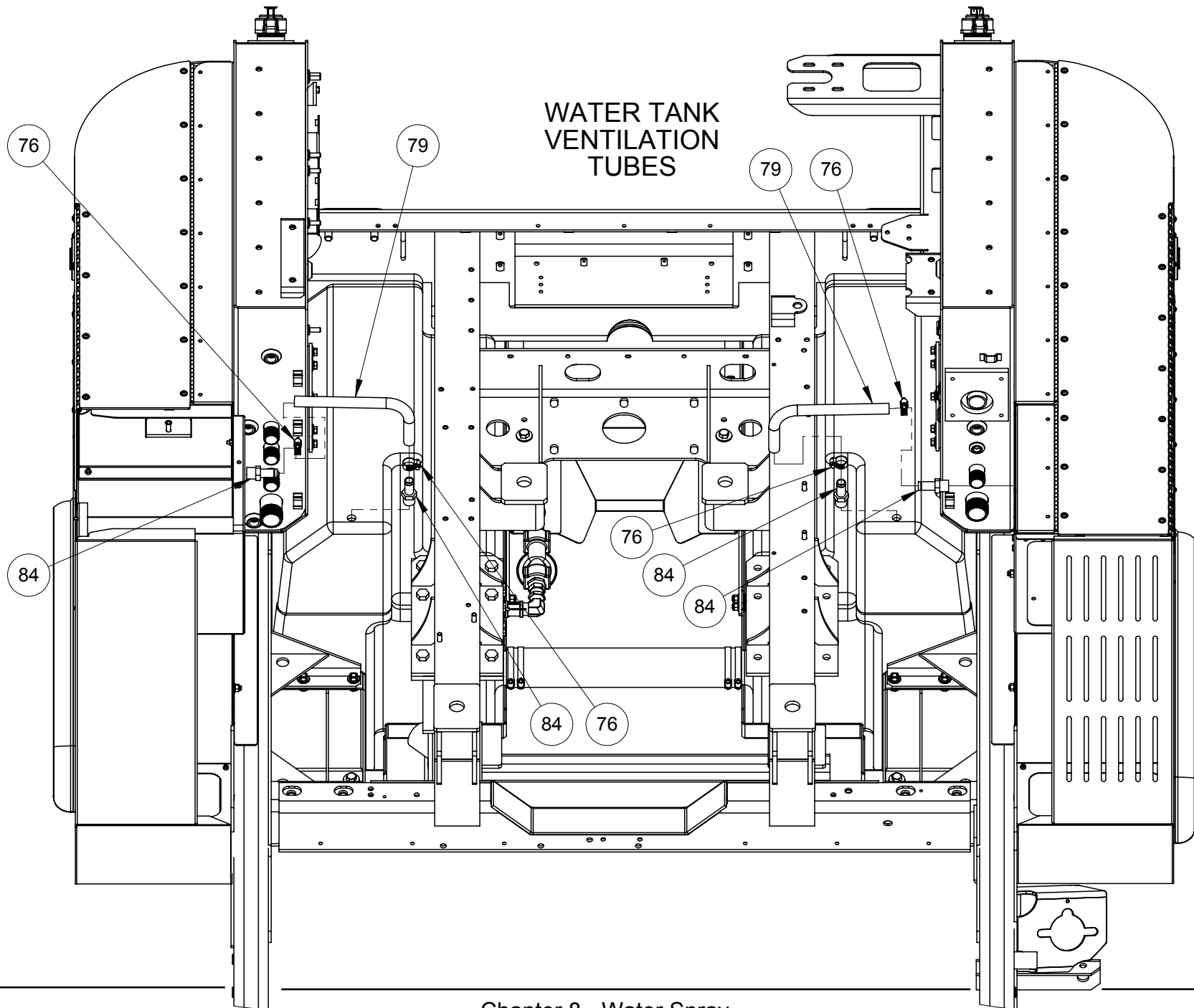


LEFT SIDE ISOMETRIC
FENDER PARTS





ATTACH WATER TANK DRAIN
PLUG WITH CABLE BOTH SIDES



ITEM NO.	PART NUMBER	DESCRIPTION	QTY
REF	661232	WATER TANK INSTALLATION	REV 4
1	660801	WATER TANK, (RH) SIDE	1
2	660802	WATER TANK, (LH) SIDE	1
3	661228	FENDER, HOSE BOX SIDE COVER	1
4	661242	FENDER, TOP MANIFOLD COVER	1
5	661212	FENDER REAR WLDMT RIGHT	1
6	661209	FENDER, REAR WLDMT LEFT	1
7	302221	SENDER WATER LEVEL	1
8	661203	TAIL LIGHT MOUNTING PLATE L/R	2
9	661250	FENDER TAILLIGHT BRACE	2
10	661207	FENDER CORNER COVER LEFT OR RIGHT	2
11	661240	FENDER HOSE SERVICE BRACE ASSY LEFT	1
12	661262	FENDER LOWER FRAME TRIM	2
13	661100	WELDMENT, TRACTION MOTOR COVER	1
14	661243	FENDER, MANIFOLD SIDE COVER	1
15	661229	FENDER, HOSE BOX COVER	1
16	661269	FENDER HINGE HYDRAULIC ACCESS	1
17	661270	FENDER HINGE TOP DOOR L//R	2
18	661274	FENDER HINGE CORNER COVER	2
19	661272	FENDER HINGE MANIFOLD SIDE DOOR	1
20	661271	FENDER HINGE HOSE SIDE DOOR	1
21	661282	FENDER FRONT SUPPORT ANGLE	2
22	661285	WATER TANK SUPPORT TO FENDER BRACE R/H ASSY	1
23	661286	WATER TANK SUPPORT TO FENDER BRACE L/H ASSY	1
24	660839	WELDMENT, TANK SUPPORT BRACKET, LH	1
25	660836	WELDMENT, TANK SUPPORT BRACKET, RH	1
26	661276	WATER TANK SUPPORT STRAP	2
27	660820	WELDMENT, WATER TANK SUPPORT, RH	1
28	660830	WELDMENT, WATER TANK SUPPORT, LH	1
29	331614	LATCH, PADDLE SMALL BLK	3
30	331513	TAIL LAMP ASSY LED, LH	1 REF
31	331514	TAIL LAMP ASSY LED, RH	1 REF
32	327807	LIGHT ASSY, MARKER, LED-RED 2 1/2"	2 REF
33	317556	MOUNTING CUP-OPEN BACK 2-1/2	2 REF
34	331465	SCREW, SELF DRILLING, HEX HEAD, W WASHER SEAL	34
35	038266	WASHER, FLAT 3/8", SAE (GR.8YZ)	4
36	331644	HEX LOCKNUT 1/4-20 GD8 ZINC	84
37	035605	WASHER FLAT USS PLTD 1/4 GR8	65
38	030596	NUT, HEX, 1/2-13-UNC	6
39	030557	WASHER FLAT USS PLATED 3/8	4
40	034423	BOLT,HEX,HEAD,3/8-16-UNC x 1" LG. GR8	70
41	033150	BOLT,HEX,HEAD,1/2-13-UNC x 1 1/4"LG	16
42	033151	BOLT,HEX,HEAD,1/2-13-UNC x 1 1/2"LG	2
43	321997	OUTLET PLATE, WATER TANK	1
44	322069	FLOAT SENSOR ASSEMBLY	1

ITEM NO.	PART NUMBER	DESCRIPTION	QTY
45	330856	HEX-HD PLUG PVC AIR BREATH, (REWORK)	2
46	91339	WASHER,SPRING LOCK,Ø 1/4" SS	20
47	030595	WASHER FLAT, USS PLATED 1/2	30
48	897357075	FENDER EXTENDER, RUBBER	2
49	332182	WASHER, FLAT 1/4 SS BONDED TO RUBBER	49
50	91271	SCREW,BUTTON HEAD,SOCKET CAP,1/4-20-UNC X 5/8" LG.	49
51	E300556	GASKET	3
52	030605	WASHER,SPRING LOCK,Ø 3/8"	76
53	332113	WASHER, FLT OVERSIZED .375 ID X 1.0 OD	12
54	030599	NUT, HEX, 3/8-16-UNC	4
55	033147	BOLT,HEX,HEAD,3/8-16-UNC x 3/4"LG	4
56	023885	NUT,HEX,NYLON LOCK,3/8-16-UNC	4
57	026205	BOLT,HEX,HEAD,Ø 1/4-20-UNC x 5\8"LG	20
58	030592	WASHER,SPRING LOCK,Ø 1/2"	18
59	E350652	FLANGE CAP	2
60	E307958	GASKET	2
61	DELETED	-	-
62	E324719	COVER PLATE WELDMENT, TANDEM	2
63	350598	PLUG, SNAP-TITE CLOSURE, 1 3/4" OD	2
64	056018	ELBOW ST, 1-1/2 90 DEG GALV	1
65	046368	HYDRANT HOSE 15'	1 REF
66	045522	FITTING,HYD,NIPPLE, FNPT-24(1 1/2")x1 3/4,CLOSE,GALV.	1
67	350747	FITTING,HYD,STR, FNPT-40(2 1/2") X FNPT-24(1 1/2"),GALV.	1
68	89669020	HOSE_RAD, FLEX HVY DTY	1
69	030108	COUPLING- PIPE 3/4' NPT GALV	2
70	032984	FITTING,HYD,STR,MNPT-16 X FNPT-12,GALV	2
71	320773	FITTING,HYD,STR,MNPT-12 X FJIC-12	1
72	030087	FITTING,HYD,90°,MNPT-12(3/4")XFNPT-12(3/4")	1
73	030085	NIPPLE- PIPE CLOSE 3/4" NPT GALV	1
74	033927	EL, MJ-MP 90-12	1
75	600944	CLAMP,HOSE,Ø3-1/2",GEAR TYPE,(3@4)	4
76	323036	CLAMP,HOSE, Ø1/2",GEAR TYPE,(7/16@1)	4
77	324481	CLAMP,HOSE,Ø3/4",GEAR TYPE,(9/16@1-1/4)	1
78	350971	CRIMPS 28-3-M (OVER JACKET)	4
79	893522014	HOSE 3/4 ID I BRAID	2
80	893522024	HOSE 3/4 ID I BRAID	1
81	326651	STRAINER, Y, 1" NPT W/80 MESH	1
82	896670018	WIRE ROPE, 1/16 GALV X 1/8 PVC COAT	2
83	038266	WASHER FLAT SAE PLATED 3/8	56
84	053518	NIPPLE 3/4P X 3/4H	5
85	332014	PIPE ELBOW, PLASTIC 1-1/2 FEMALE-MALE	2
86	332150	UHMW POLYETHLENE FLAT WASHER	2
87	332183	WASHER, CAPTIVE 1/4	2

NOTES
NOTES

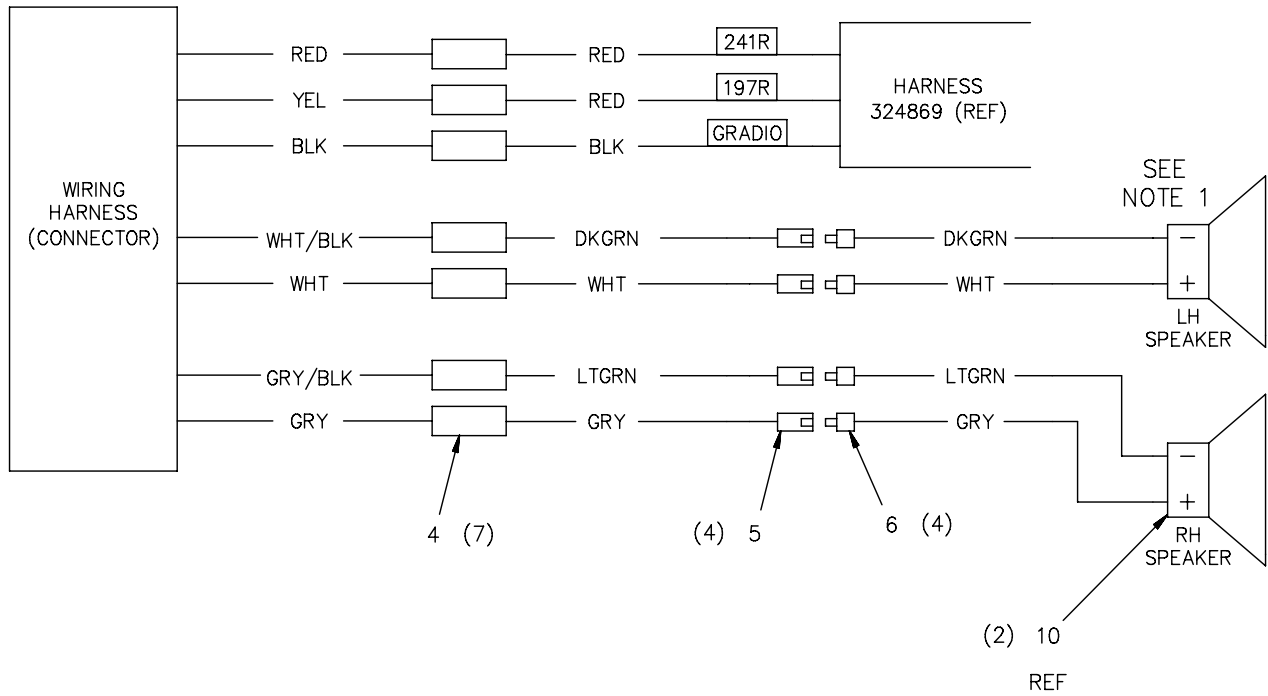
CHAPTER

9

Options

	Page
Radio Installation	9-3
Speedometer Installation	9-8
Tachometer Installation	9-9
Water Level Gauge	9-10
Hopper Load Sensor	9-11
Hopper Access Door Assembly	9-14
Hopper Inspection Step Installation	9-16
Hopper Flusher Installation	9-17
Elevator & Hopper Flusher	9-21
Gutter Broom Tilt LH	9-25
Gutter Broom Tilt RH	9-29
Gutter Broom Speed Control	9-32
Auxiliary Hydraulic Installation - Heavy Sweep	9-36
Hydraulic Tank - Heavy Sweep	9-45
Triple Gear Pump Assembly	9-48
Manifold - Pickup Broom	9-51
Actuated Leaf Gate Installation	9-54
Arrow Stick (Halogen) Installation	9-66
Arrow Stick (Halogen) Assembly	9-68
Arrow Stick 3035H Halogen Installation	9-69
Autolube System Installation	9-71
Fan - Cab	9-76
Floodlight Rear Dual	9-77
Transmission Temperature Gauge	9-78
LED Beacon Rear Dual	9-79
Hopper Mounted Strobe	9-80
Beacon Light Installation	9-81
High speed hopper lift	9-83
Options List	9-85

This page intentionally left blank

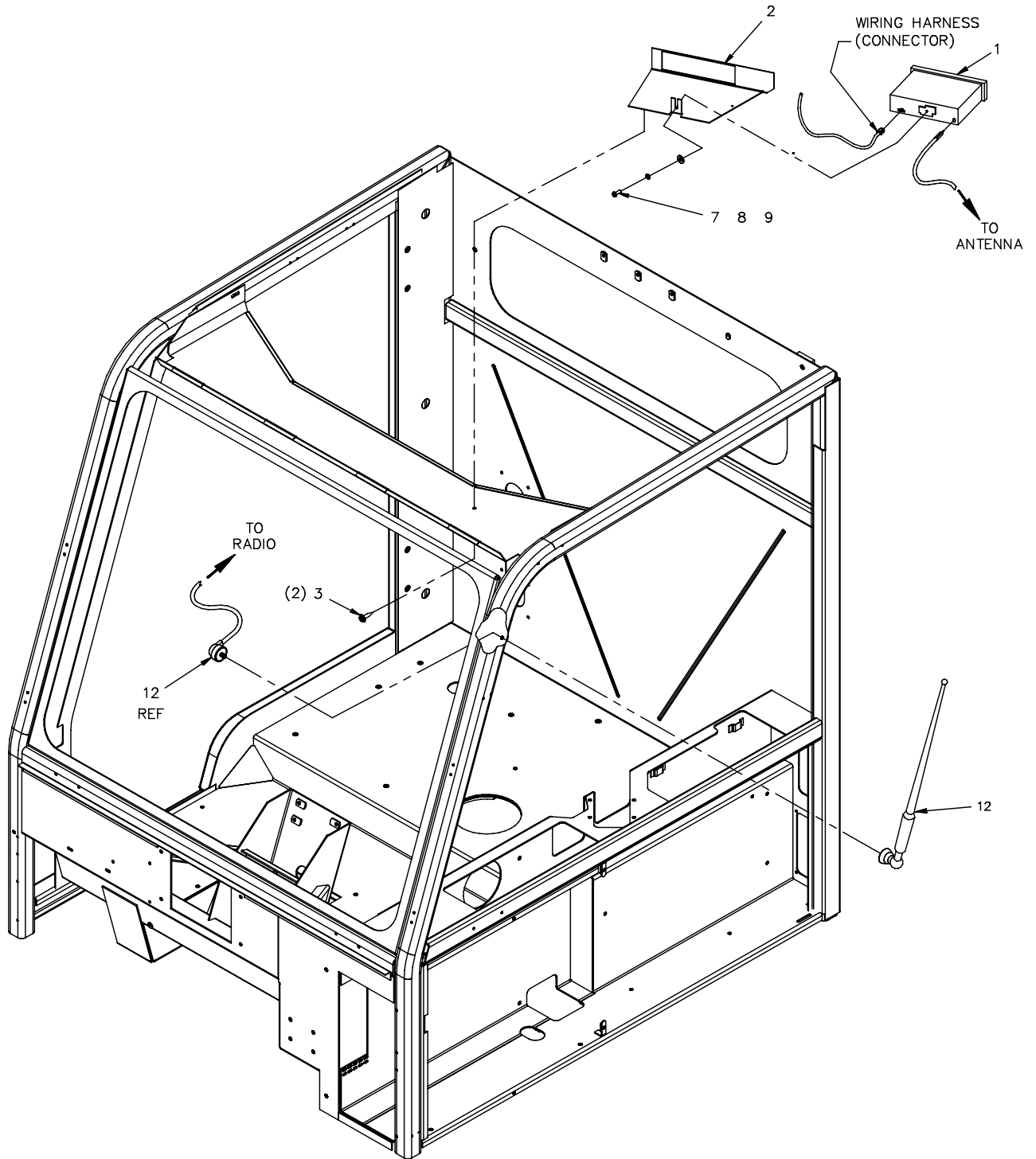


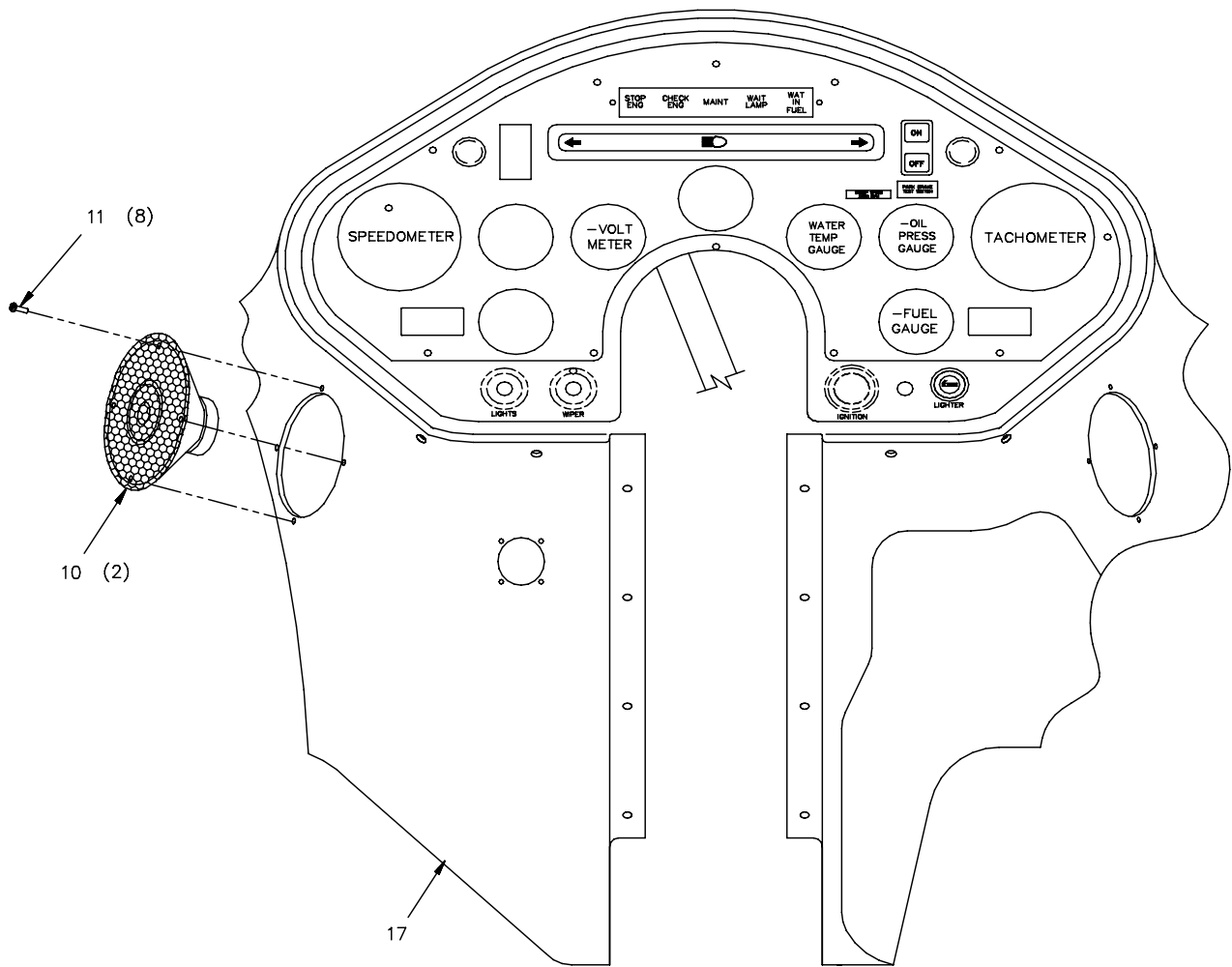
CUT AND ASSEMBLY SHEET

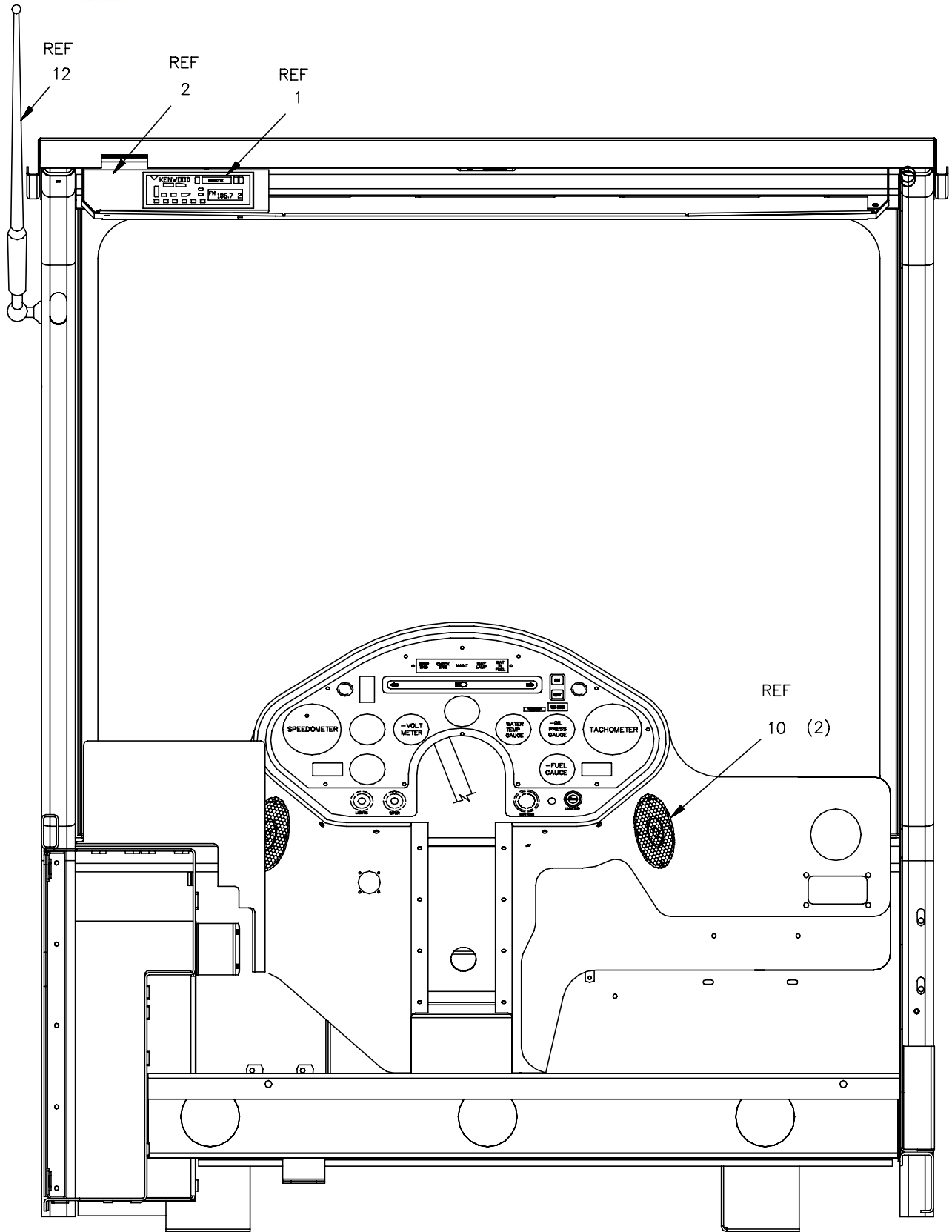
AWG	COLOR	LINE #	LABEL	LNG	FROM	TO	STOCK #	TERM-1		TERM-2	
								JSC P/N	COD	JSC P/N	COD
18	DGRN		LFTSPK	90	RD (WHT/BLK)	SPK CONNECT	896871	352447		352456	NU
18	DGRN		LFTSPK	12	LF SPK (-)	SPK CONNECT	896871	SEE NOTE 1		352445	NJ
18	WHT		LFTSPK	90	RADIO (WHT)	SPK CONNECT	896867	352447		352456	NU
18	WHT		LFTSPK	12	LF SPK (+)	SPK CONNECT	896867	SEE NOTE 1		352445	NJ
18	LGRN		RTSPK	90	RD (GRY/BLK)	SPK CONNECT	896870	352447		352456	NU
18	LGRN		RTSPK	12	RT SPK (-)	SPK CONNECT	896870	SEE NOTE 1		352445	NJ
18	GRY		RTTSPK	90	SEE UP	SPK CONNECT	896868	352447		352456	NU
18	GRY		RTSPK	12	SEE UP	SPK CONNECT	896868	SEE NOTE 1		352445	NJ


1. SOLDER WIRES TO THE SPEAKER.

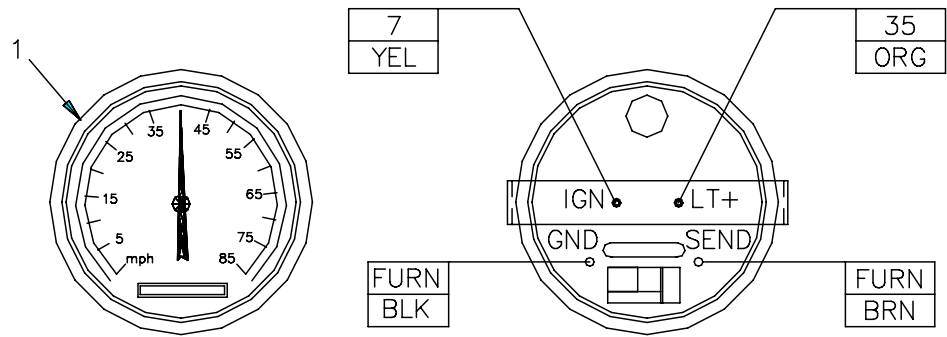
NOTES:







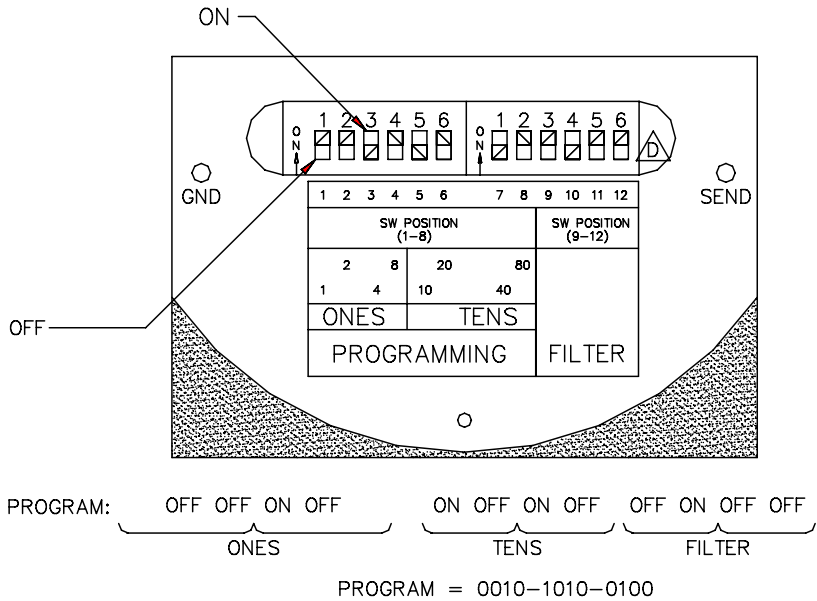
<u>Item</u>	<u>Pt No.</u>	<u>Description</u>	<u>Qty</u>	<u>Item</u>	<u>Pt No.</u>	<u>Description</u>	<u>Qty</u>
-	325256	Radio Installation	B Ref	13	896871	Wire 18 Ga Green	102
1	375103	Radio Am/Fm/Cd Player	1	14	896867	Wire 18 Ga White	102
2	325127	Bracket, Radio	1	15	896870	Wire 18 Ga Light Green	102
3	325138	Scr Typ A #10x1/2 Ovl W/Cs Was	2	16	896868	Wire 18 Ga Gray	102
4	352447	Permaseal Term, Butt 22-18 Ga	7	17	353605	Dashboard, Cab	1
5	352456	Permaseal Trm, Bullet, 16-14(Nu)	4				
6	352445	Permaseal Term(W/D)Bullet (Nj)	4				
							
7	023639	Scr- Pn Hd Sltd Pld 8-32 X 1/2	1				
8	035604	Washer Lock Split #10 Plated	1				
9	036645	Washer Flat Sae Plated #10	1				
10	324991	Speaker, Radio - 4" Dual Cone	2				
11	611474	Scr-pan Phil Teks #6 X 1/2	8				
12	315313	Antenna	1				



REF: 324433 WIRE ASSY.

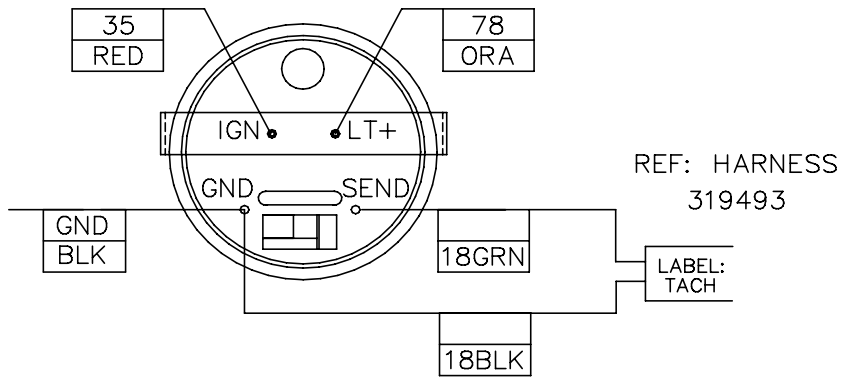
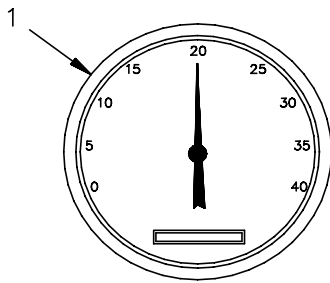
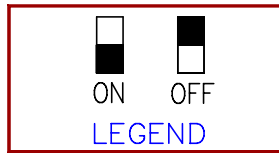
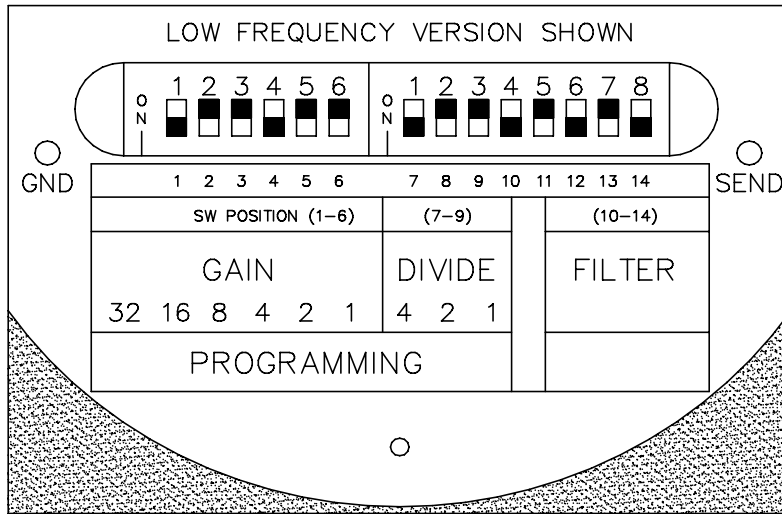
TIRE TYPE: G159
TIRE SIZE: 9R22.5
TIRE RADIUS (LOADED)= 18.0
REV/MILE= 541
NO. OF SLOTS= 100
MAX SPEED= 85 MPH

$$\frac{541 \times 100 \times .0236}{23.61} = \frac{1277 \text{ F.S.F. (Hz)}}{23.61} = \text{DIVIDE \#54}$$



Item	Pt No.	Description	Qty
-	324233	Speedometer Prog 0-85 MPH D Ref	
1	309577	Speedo, 0-85 Mph	1





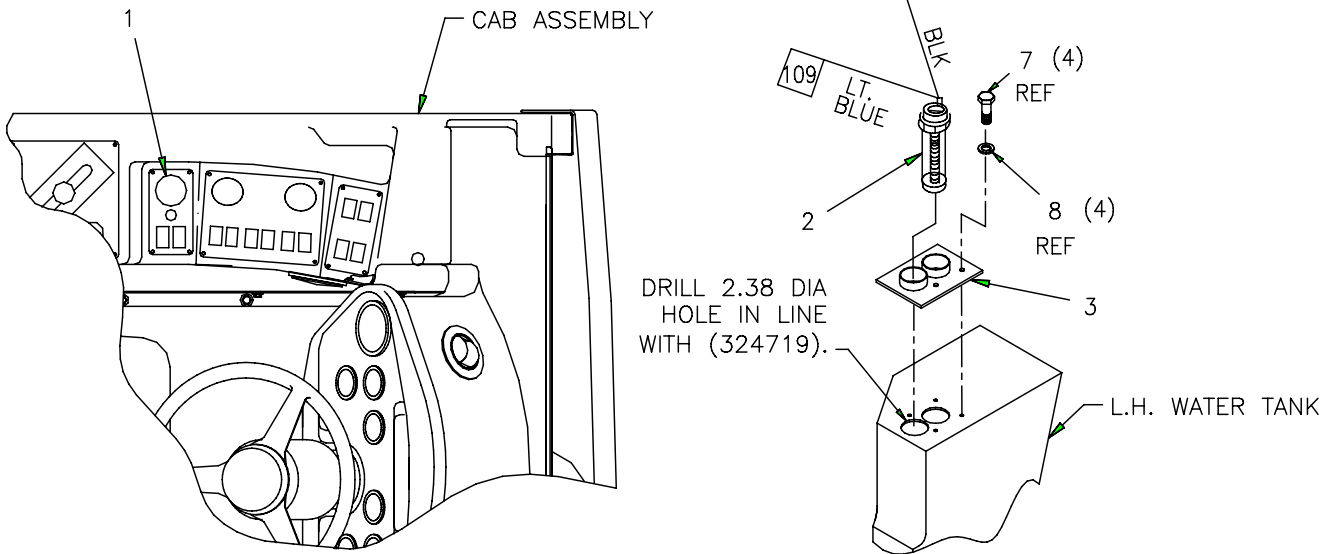
5. PROGRAM FOR ALL CUMMINS DIESEL ENGINE, TACHOMETER DRIVEN BY ENGINE ECM

PROGRAM: ON OFF OFF ON OFF OFF ON OFF OFF ON OFF ON OFF ON

GAIN
DIVIDE
FILTER

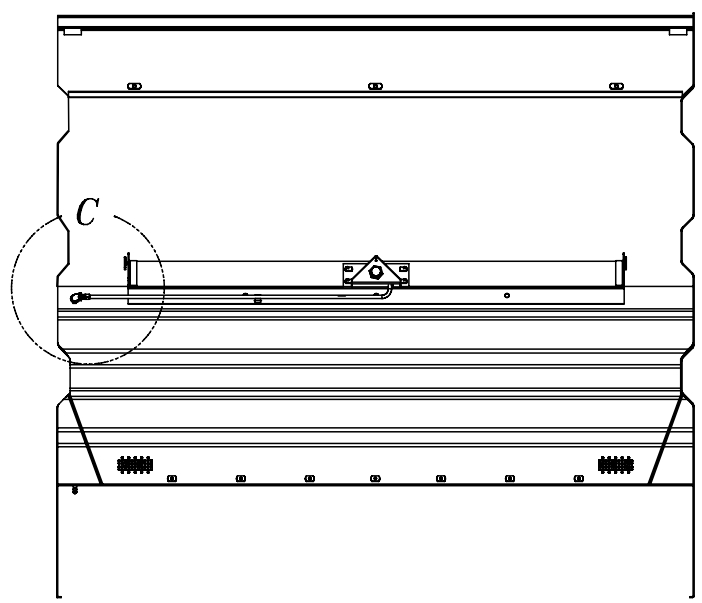
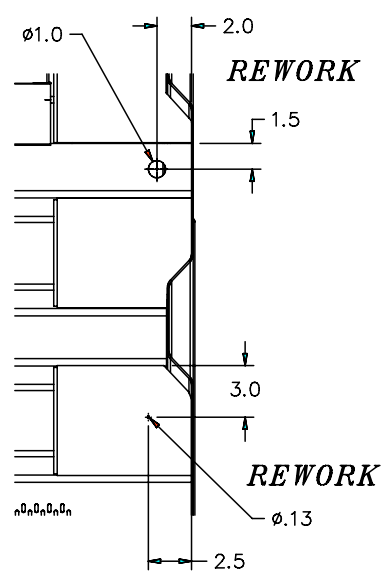
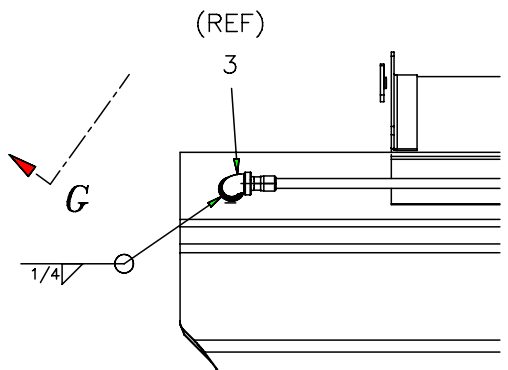
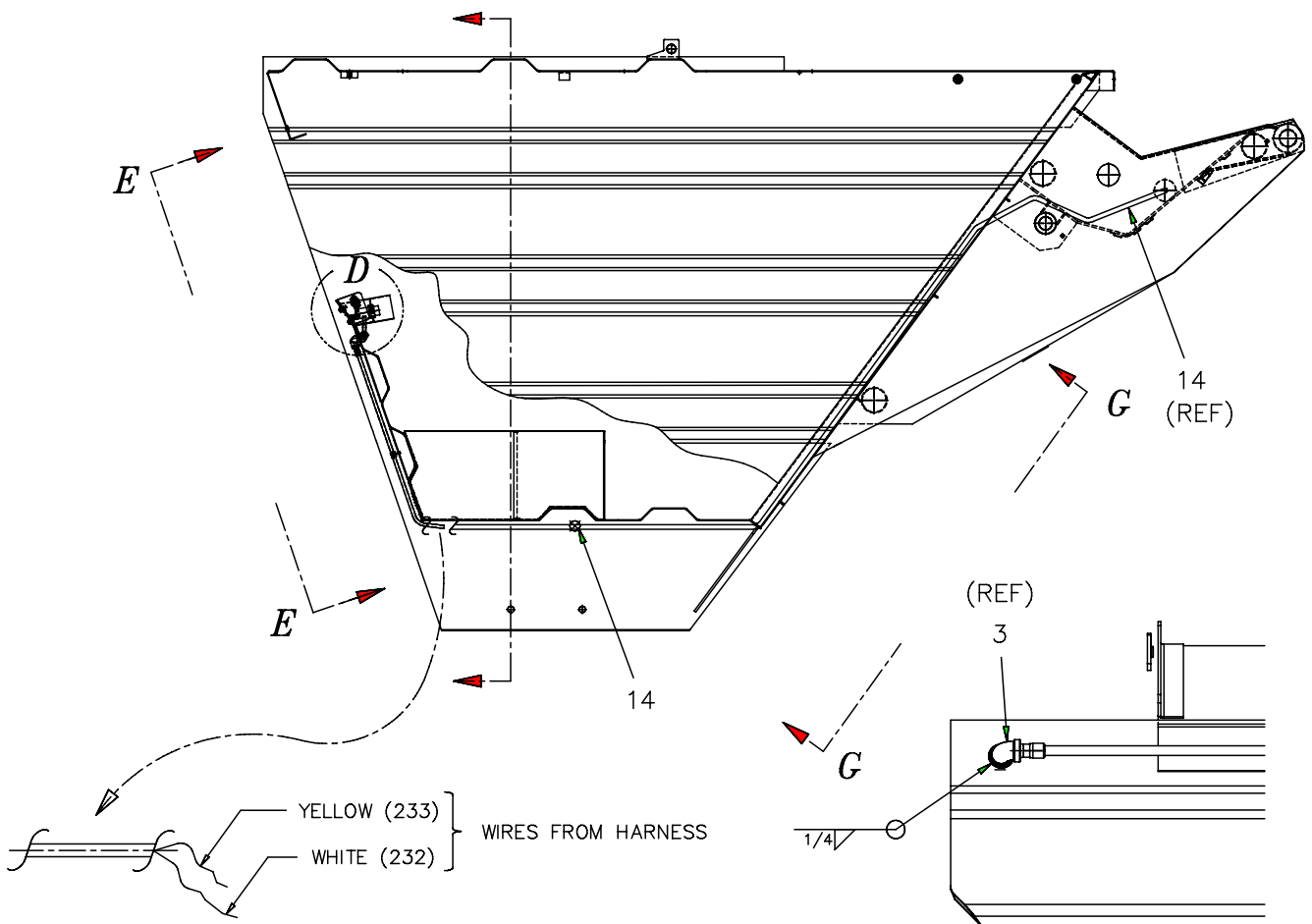
PROGRAM = 100100, 1001, 0101

Item Pt No.	Description	Qty
- 320280	Tachometer - Programmable C REF	
1 311702	Tachometer - 4k RPM Alt	1



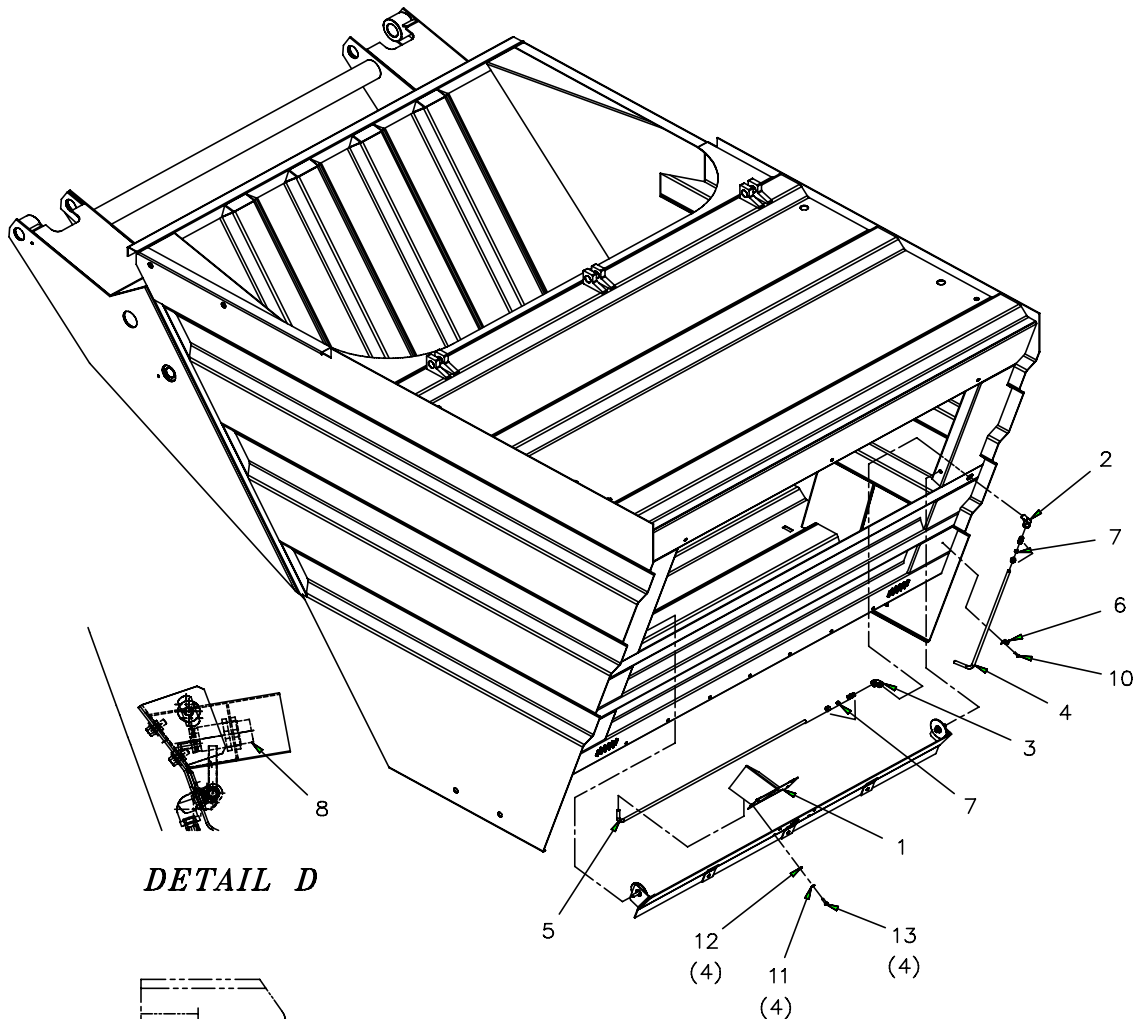
Item	Pt No.	Description	Qty
-	322079	Water Level Gauge Option	D Ref
1	302189	Gauge Water Level	1
2	302221	Sender Water Level	1
3	324719	Cover Plate Wldmt, Tandem	1
7	039809	Scr-hx Hd,Pltd,3/8-16x7/8 Gr8	0
8	030605	Washer- Loc,Split,Pltd,3/8 Gr8	0
9	307958	Gasket	0



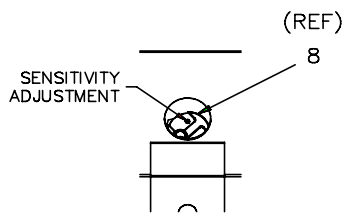
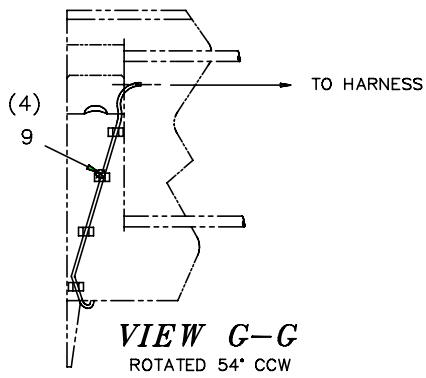


DETAIL B

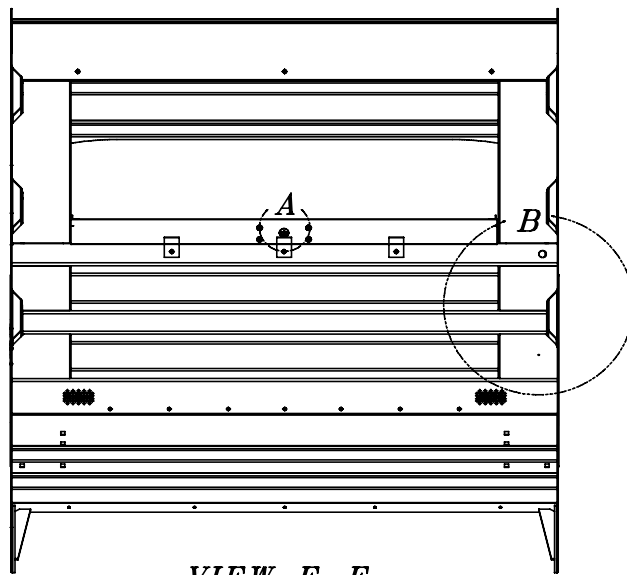
DETAIL C



DETAIL D

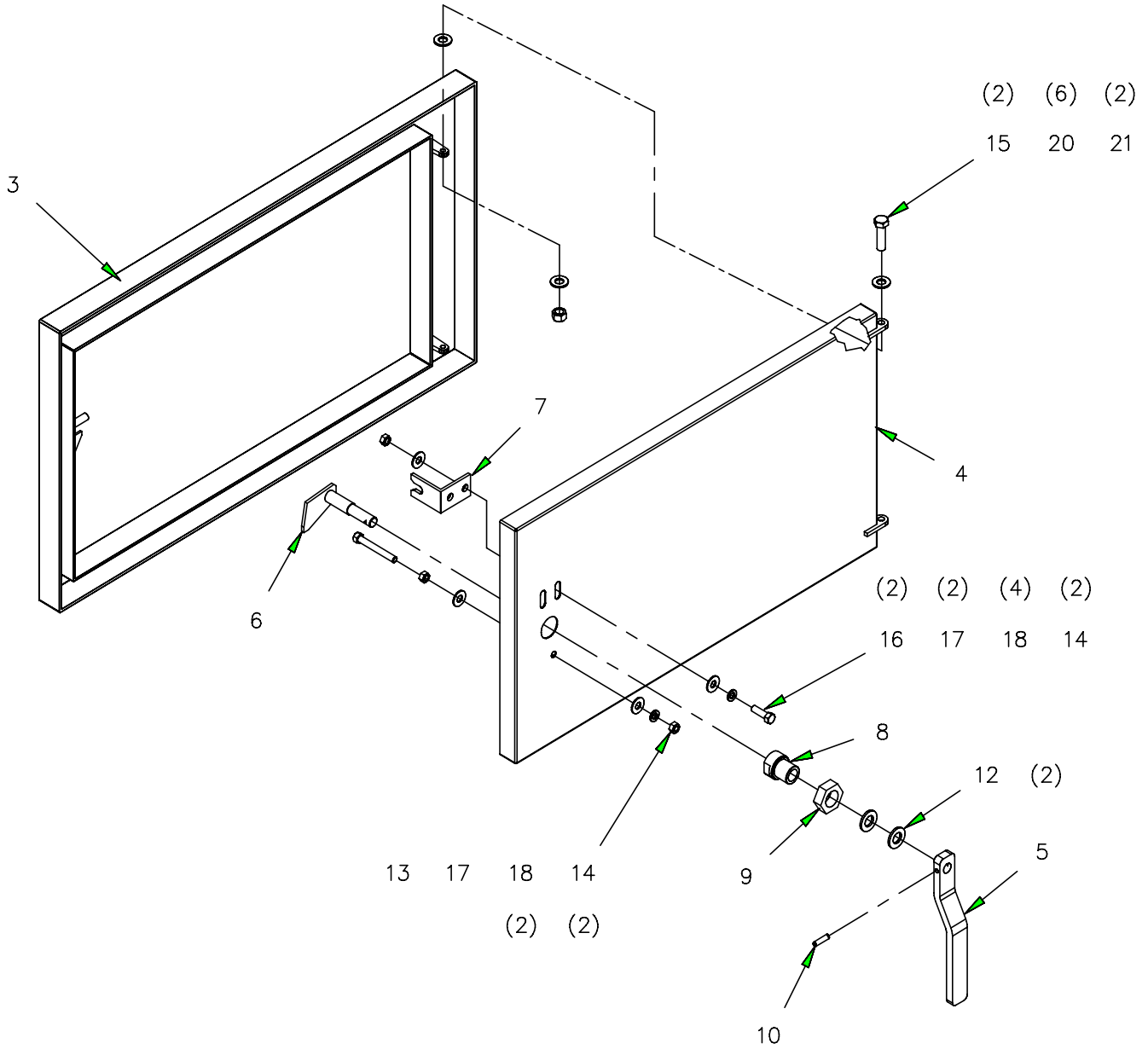


DETAIL A



<u>Item</u>	<u>Pt No.</u>	<u>Description</u>	<u>Qty</u>	<u>Item</u>	<u>Pt No.</u>	<u>Description</u>	<u>Qty</u>
-	323103	Hopper Load Sensor Instl.	C Ref	11	030643	Washer - Loc Split Pltd 1/4 Gr8	4
1	322930	Hopper Load Sensor, Wldmt	1	12	035605	Washer Flat Uss Plated 1/4	4
2	326913	Elbow, 1/4 NPT, Galv. Rework	1	13	033145	Scr - Hx Hd Pltd 1/4 - 20x3/4 Gr8	4
3	031410	Elbow Fp - fp90 - 4 Black Pipe	1	14	896749	Slit Flex Tube .25 (Eff)	120
4	323258	Tube, Bent - Hopper - front	1				
5	323257	Tube, Bent - hopper Load Sensor	1				
6	034473	Clip	1				
7	240810	Conn 3/8tx1/4m - pt	2				
8	319086	Sensor - hopper Full	1				
9	608881	Cable Tie	4				
10	105701	Scr - hx Hd, Teks, Pltd, 10 - 16x5/8	1				

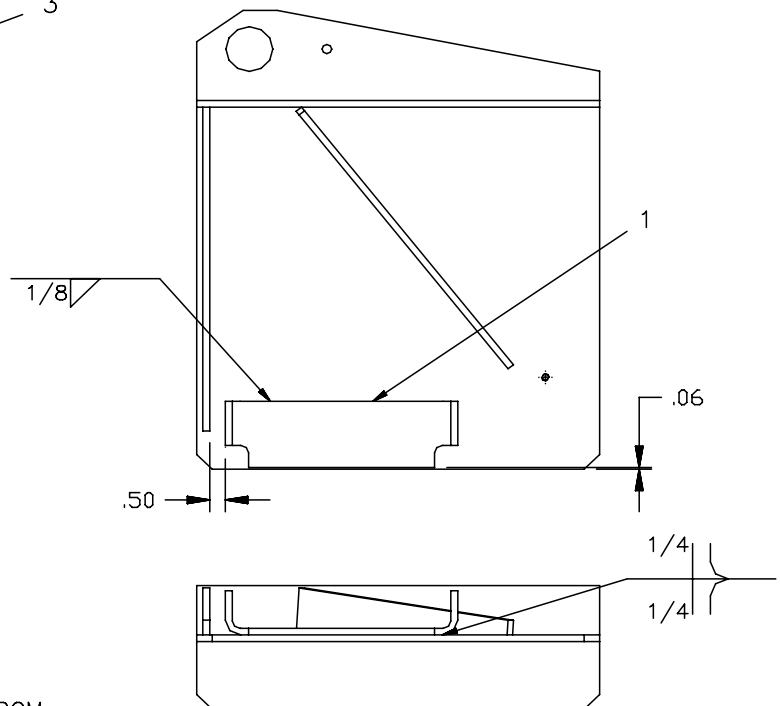
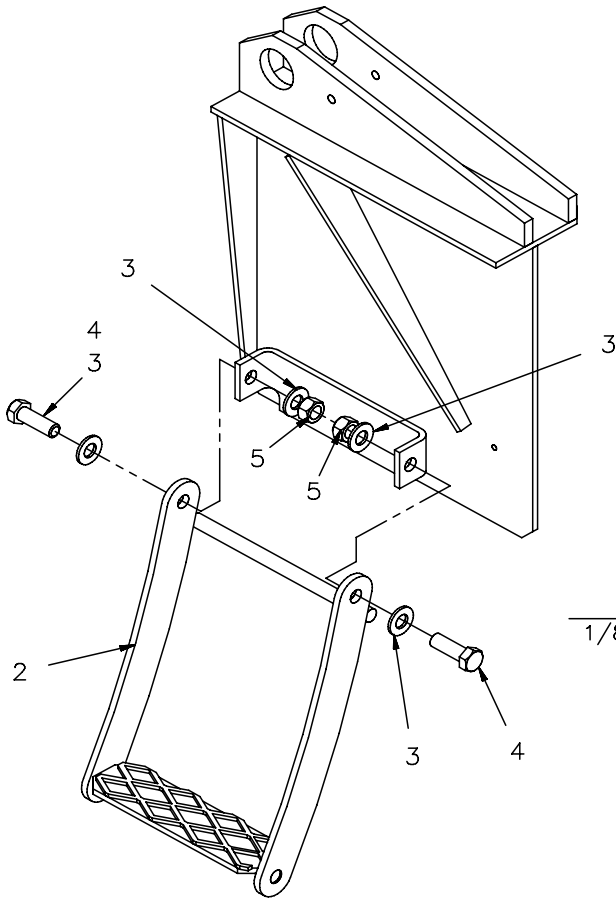




2. USE DOOR SEAL (896308) AS REQUIRED.
1. USE LOCTITE (895109) AS REQUIRED ON ALL SCREWS.

Item Pt No.	Description	Qty
- 317335	Hopper Access Door Assy	*B REF
3	317026 Door Frame Wldmt	-
4	317028 Access Door Wldmt (N)	-
5	317033 Handle, Access Door	1
6	317037 Pin Wldmnt, Door Latch	1
7	317275 Stop Bracket Wldmt	1
8	317044 Hub - Door Latch	1
9	039734 Nut, Jam 1-1/8"-12 (Gr.8 ZP)	1
10	317340 Roll Pin, 1/4 1-1/4 Stnlss	1
11	895109 LOCTITE 242 (Blue) 1.00000	-
12	035561 Washer, Flat 5/8" SAE (Gr.8YZ)	2
13	033309 Bolt, Hex Hd 3/8"-16x3" (Gr.8YZ)	1
14	030599 Nut, Hex 3/8"-16 (Gr.8YZ)	4
16	034423 Screw-Hx Hd,3/8-16 x 1 Gr8	2
17	030605 Washer-Lock,Split,Plated,3/8 Gr8	3
18	030557 Washer, Flat 3/8", USS (Gr.8YZ)	6
20	023687 Washer, Flat 1/2" SAE (Gr.8YZ)	6
21	900378 Nut, Lock 1/2"-13, Stover (Gr.8YZ)	2
22	891091088 Seal-Door	1
23	R896308 Adhesive, Ciment PVC IPEX 8oz	-

Item Pt No.	Description
-------------	-------------



2. PART TO BE CLEAN, DRY AND FREE FROM WELD SPLATTER, SCALE AND RUST.

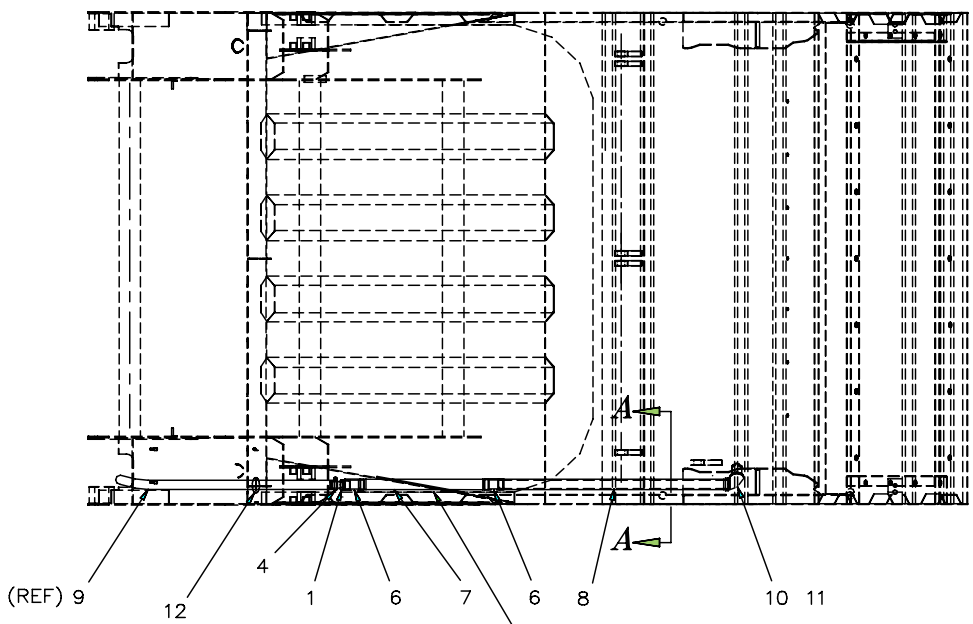
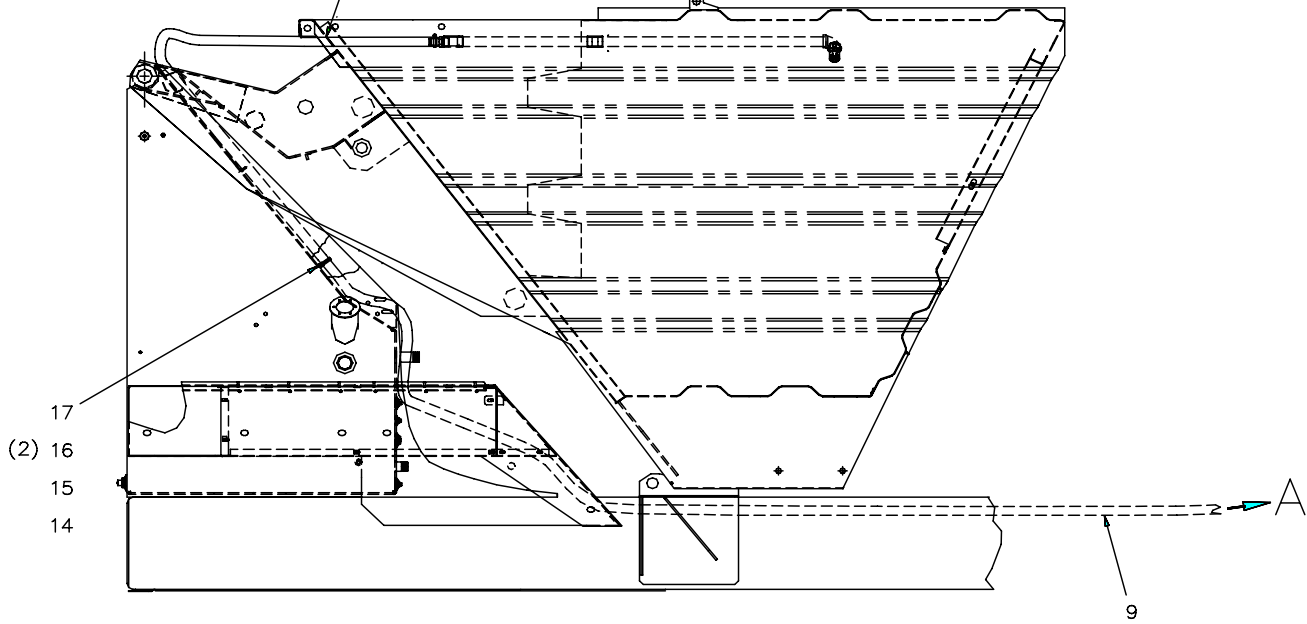
1. REMOVE BURRS AND BREAK SHARP EDGES.

NOTES, UNLESS OTHERWISE SPECIFIED:

Item	Pt No.	Description	Qty
-	325065	Hopper Inspection Step Instl	*C Ref
1	325067	Bracket, Step Mount	1
2	325068	Step Wldmt	1
3	023687	Washer Flat Sae Plated 1/2	4
4	033151	Scr- Hx Hd 1/2-13 X 1-1/2 Gr8	2
5	034599	Nut-Nyl Insert, Plated, 1/2-13	2
6	10234-2	"No Step" Label - Red	1
7	896688	Tape-1" Red Reflective .08334	0.333



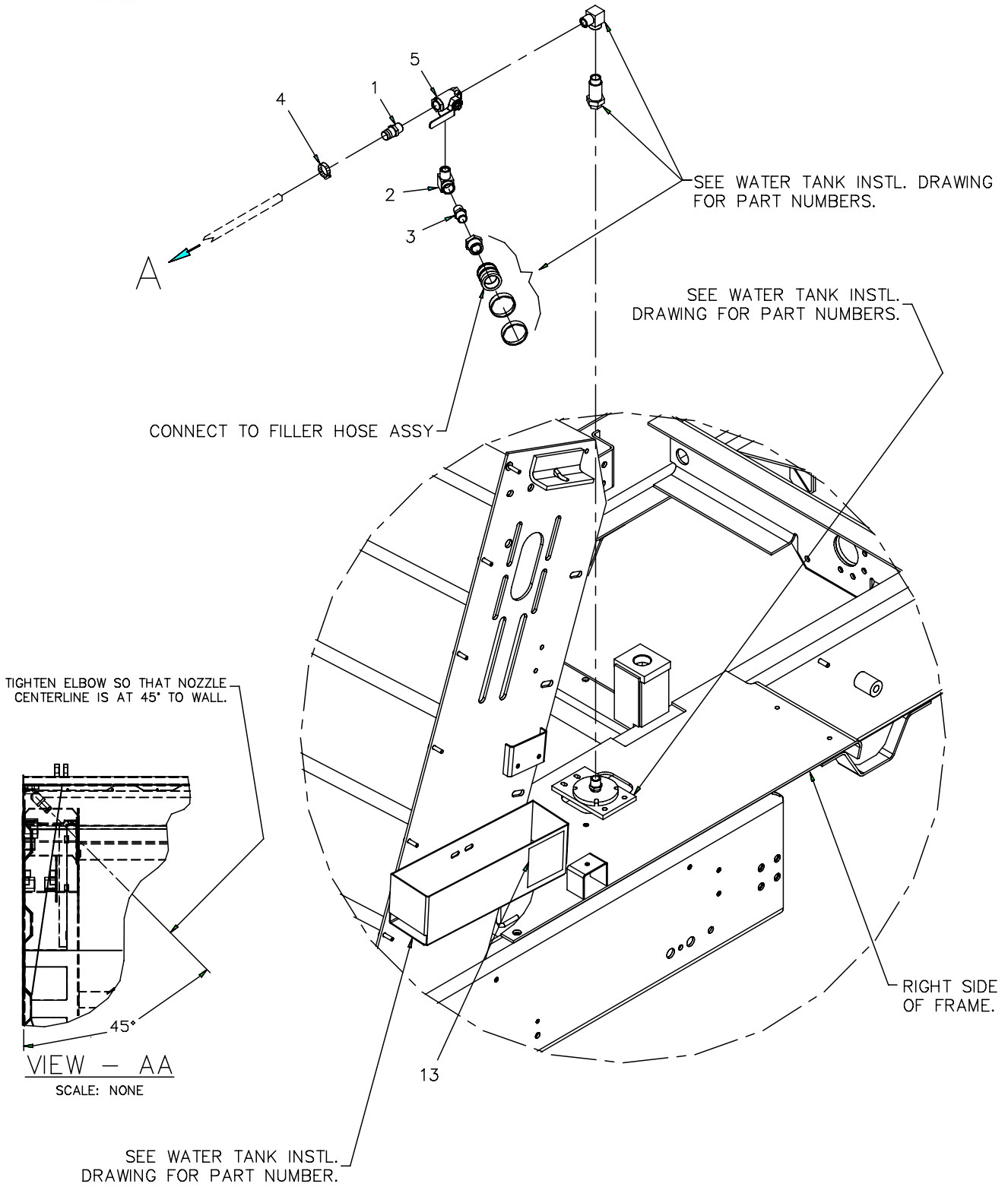
REMOVE PLUG FROM REAR FLOOR PLATE
AND INSTALL GROMMET ITEM 5. FEED HOSE
ITEM 11 THROUGH GROMMET AND ATTACH
TO ITEM 4 USING ITEM 12 TO SECURE.



1 - USE THREAD SEALANT ON
ALL PIPE THREADS

REMOVE COVER PLATE AND INSTALL
PLATE WELDMENT ITEM 9 USING EXISTING
HARDWARE.

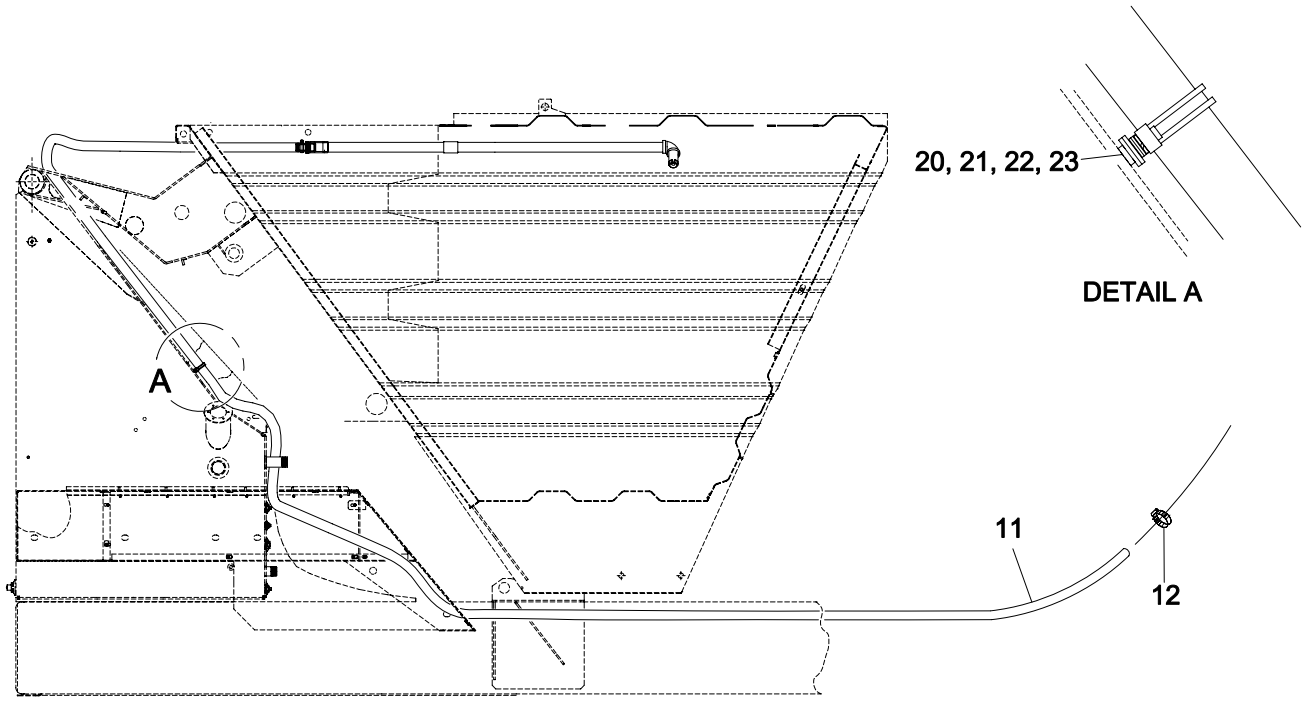
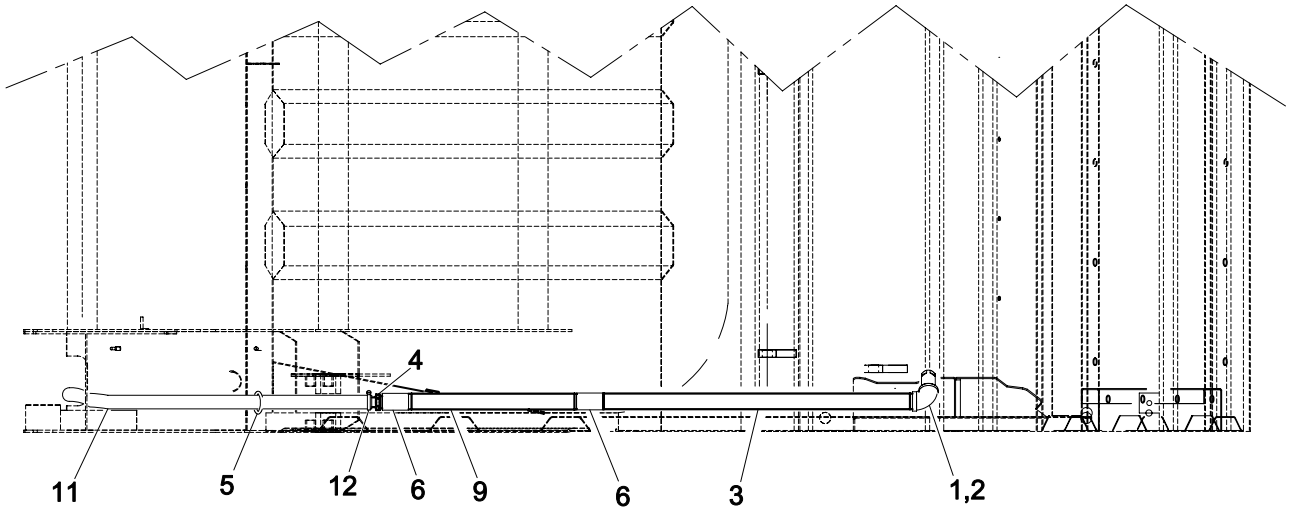
NOTES, UNLESS OTHERWISE SPECIFIED;

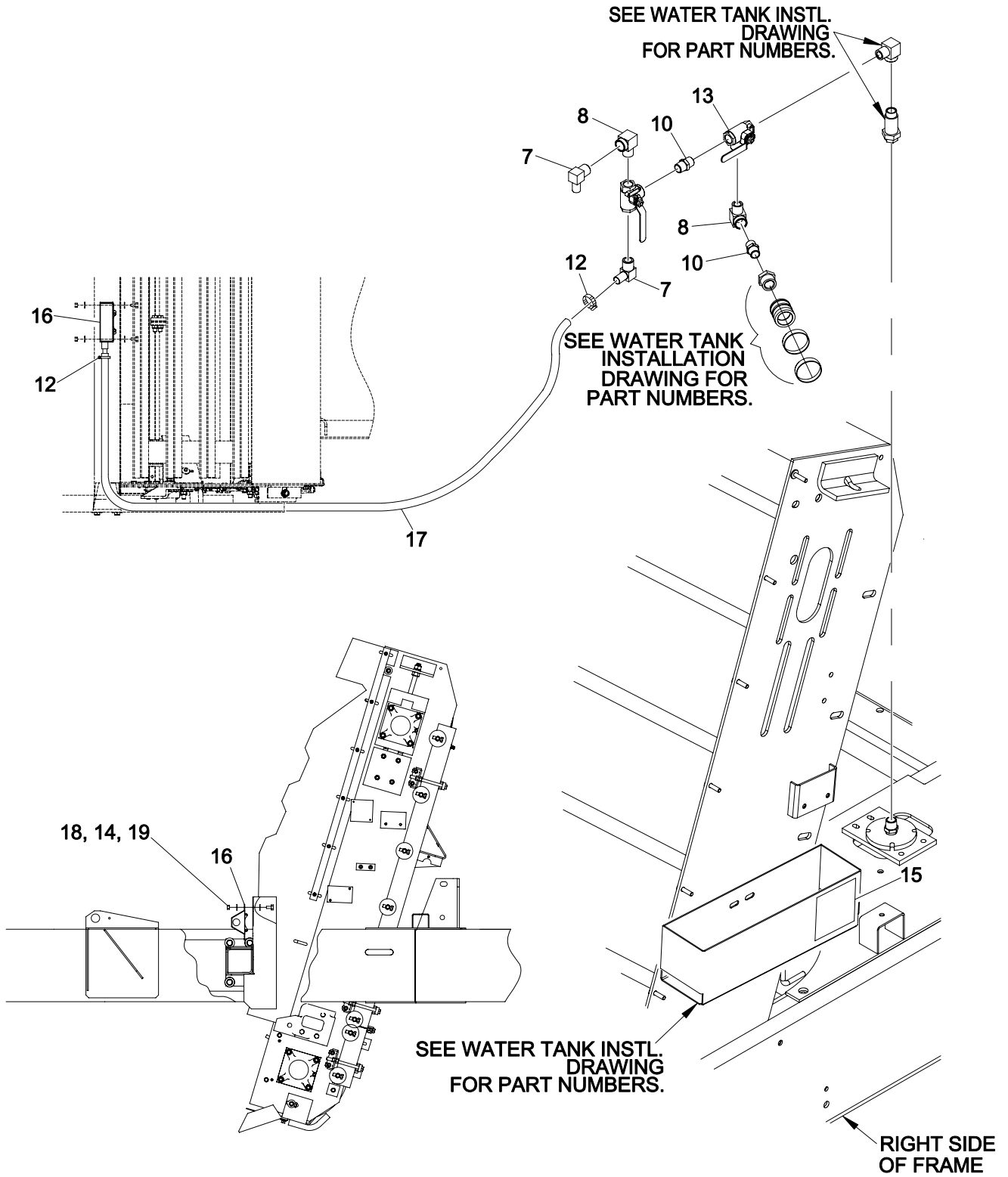


Item	Pt No.	Description	Qty	Item	Pt No.	Description	Qty
–	323146	Hopper Flusher Installation	H Ref	17	030703	Nut Hex 1/4–20 Unc	1
1	052171	Nipple– Mh–mp–16	2				
2	324700	Elbow, Mp–fp90–16–16	1				
3	310243	Pipe Nipple, Mp–mp–16	1				
4	215108	Clamp–13/16–1 3/4 Id	2				
5	323152	Ball Valve, 3 Way– 1” Npt	1				
6	052172	Coupling 1” Pipe Galv	2				
7	324177	Plate Widmt Hopper Flusher	1				
8	324131	Nipple, 1” Npt X 15.0”	1				
9	891474215	Hose 1” Id X 215.0 Lg	1				
10	324115	Nozzle, Hopper Flusher	1				
11	324119	Elbow, 90 Deg–1” Pipe Galv	1				
12	309752	Grommet An931–a24–28	1				
13	324721	Decal, Water Fill, Elev & Hpr	1				
14	311629	Clamp, Loop	1				
15	030643	Washer– Loc Split Pltd 1/4 Gr8	1				
16	035605	Washer Flat Uss Plated 1/4	2				



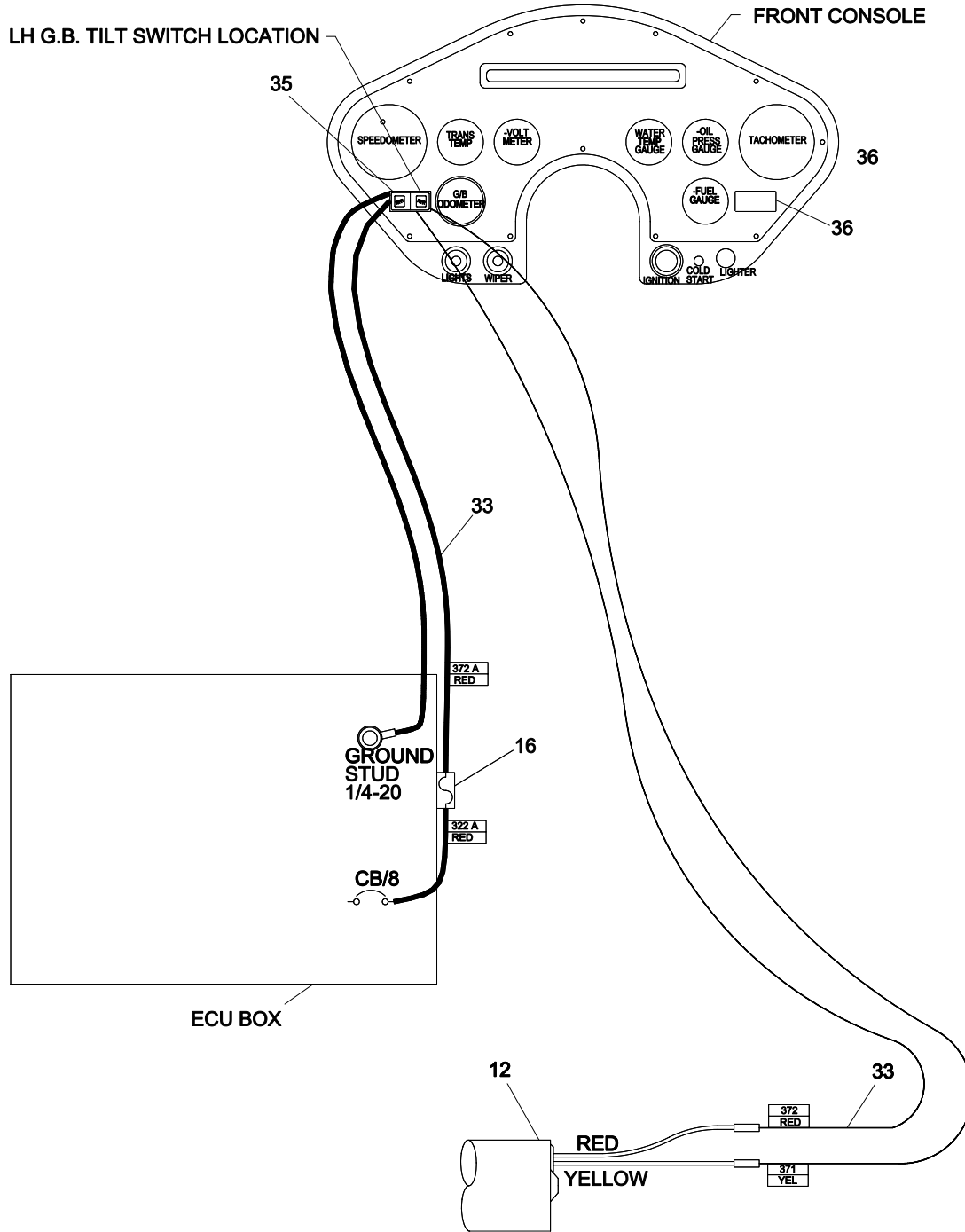
This page intentionally left blank

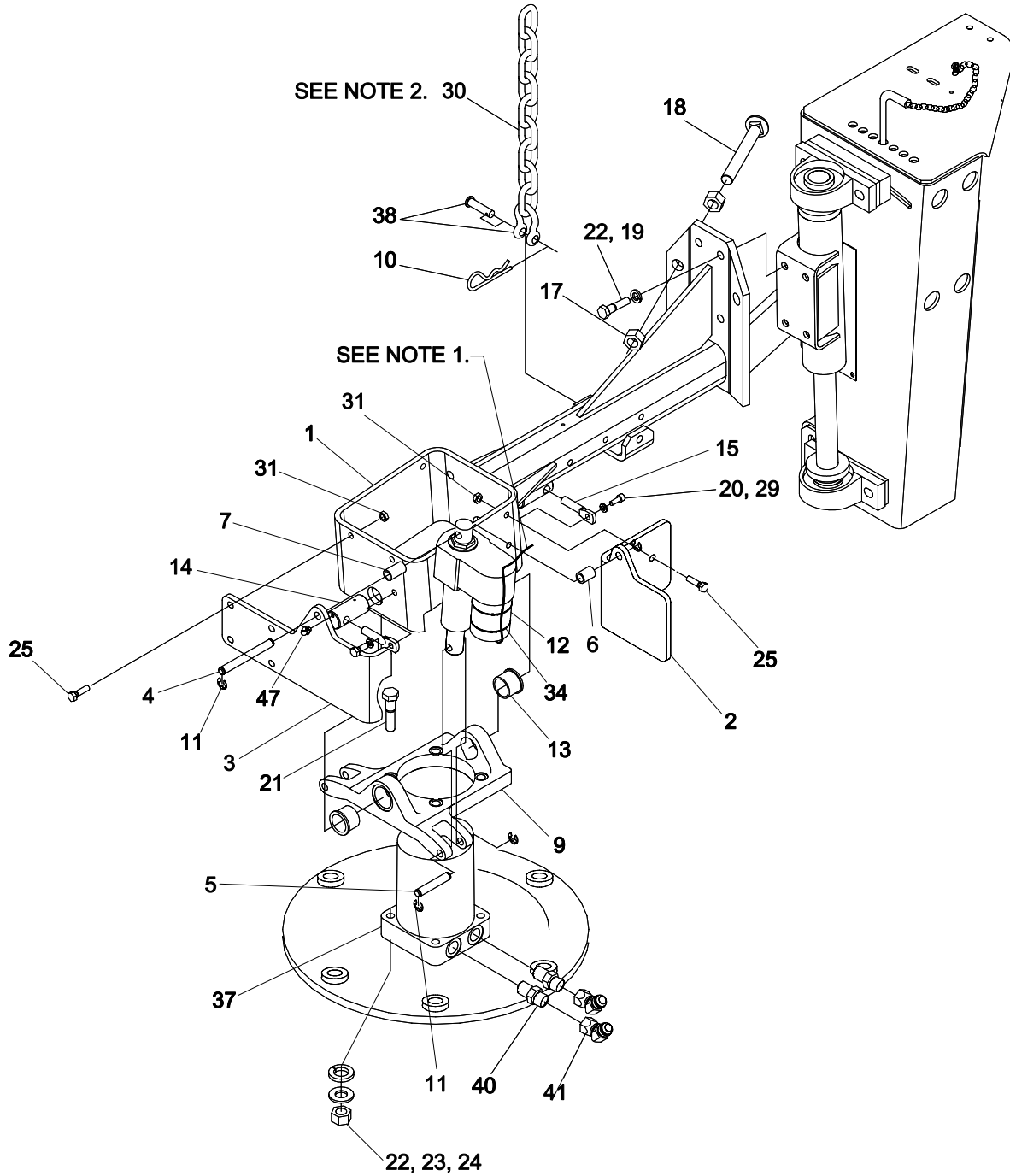




<u>Item Pt No.</u>	<u>Description</u>	<u>Qty</u>	<u>Item Pt No.</u>	<u>Description</u>	<u>Qty</u>
-	A323147 Elev & Hopper Flusher Opt.	H REF			
1	324115 Nozzle, Hopper Flusher	1			
2	324119 Elbow, 90 Deg-1" Pipe Galv	1			
3	324131 Nipple, 1" Npt X 15.0"	1			
4	052171 Nipple- Mh-Mp-16	1			
5	309752 Grommet An931-A24-28	1			
6	052172 Coupling 1" Pipe Galv	2			
7	324702 Elbow, Mp-Hb90-16-16	2			
8	324700 Elbow, Mp-Fp90-16-16	2			
9	324177 Plate Wldmt Hopper Flusher	1			
10	310243 Pipe Nipple, Mp-Mp-16	2			
11	891474215 Hose 1" Id X 215.0 Lg	1			
12	215108 Clamp Hose #15 13/16 - 1-1/2	4			
13	323152 Ball Valve, 3 Way- 1" Npt	2			
14	030489 Washer Flat Uss Plated 5/16	8			
15	324720 Decal, Water Fill, Elev & Flsh	1			
16	323075 Flusher Weldment	1			
17	891474080 Hose 1" Id X 80.0 Lg	1			
18	023559 Nut- Loc Nyl Insert Pl 5/16-18	4			
19	034800 Scr-Hx Hd,Plt,5/16-18X5/8 Gr8	4			
20	311629 Clamp Loop G 20	1			
21	030643 Washer- Loc Split Pltd 1/4 Gr8	1			
22	035605 Washer Flat Uss Plated 1/4	2			
23	030703 Nut Hex 1/4-20 Unc	1			

This page intentionally left blank



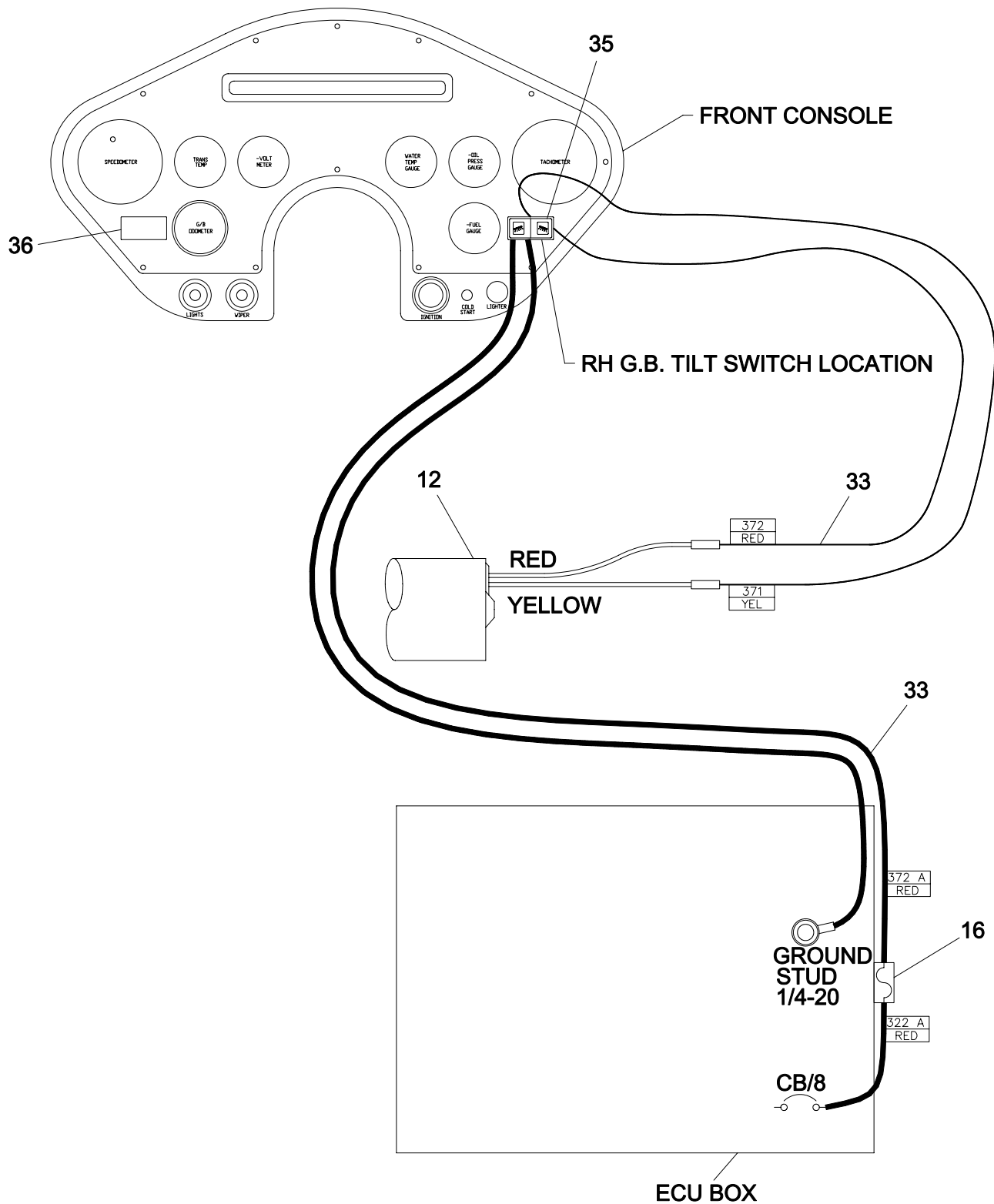


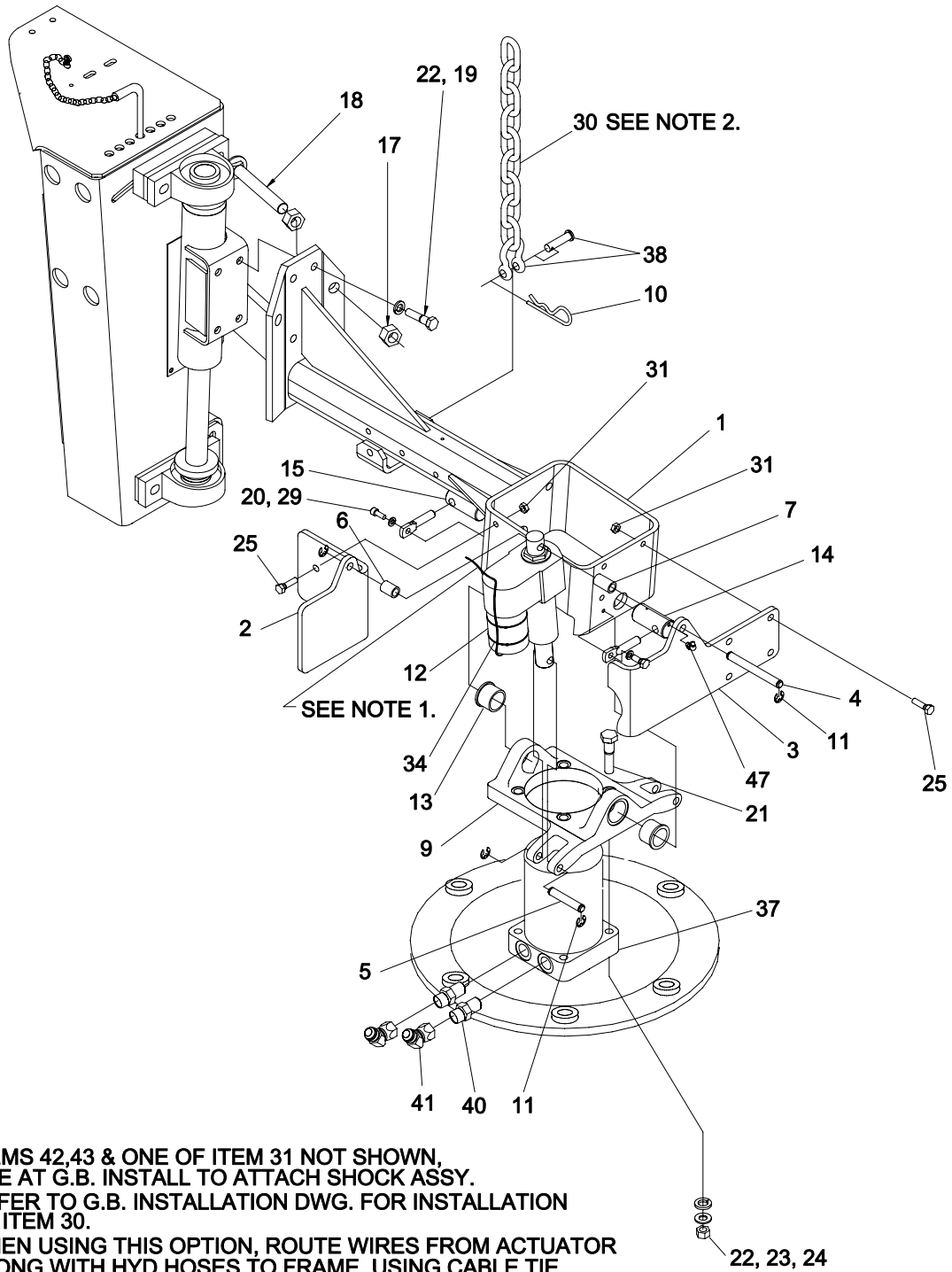
3. ITEMS 42,43 & ONE OF ITEM 31 NOT SHOWN, USE AT G.B. INSTALL TO ATTACH SHOCK ASSY.
2. REFER TO G.B. INSTALLATION DWG. FOR INSTALLATION OF ITEM 30 .
1. WHEN USING THIS OPTION, ROUTE WIRES FROM ACTUATOR ALONG WITH HYD HOSES TO FRAME, USING CABLE TIE ITEM 34.

Item Pt No.	Description	Qty
- 323743	Gutter Broom Tilt LH	*R REF
1	324690 Arm Weldment Gutter Broom	1
2	327669 Actuator Support-Rear, G.B.(Lh) (N)	1
3	320520 Actuator Support-Front Left, G.B.	1
4	319029 Actuator Shaft Top Gb	1
5	319030 Actuator Shaft Bottom Gb	1
6	319031 Actuator Retainer Spacer Short Gb	1
7	319032 Actuator Retainer Spacer Long Gb	1
9	323935 Mount, Tilt Gutter Broom (N)	1
10	10883-2 Hairpin Cotter	1
11	319038 Retaining Ring-.50 Dia Shaft	4
12	319044 Actuator, Linear, Rota-Tilt, 12V	1
13	210152 Bushing, Flang,1.2515"ld X 1.503"ld	2
14	327650 Shaft, Pivot - Gutter Broom	2
15	318848 Pin Shaft Retainer Gb	2
16	319083 Fuse, 15 Amp	-
17	030426 Nut, Hex 3/4"-10 (Gr.8Yz)	2
18	317649 Bolt, Carr. 3/4-10X6" F/T (Gr.5Zp)	1
19	041847 Bolt, Hex Hd 1/2-13X1-3/4" (Gr.8Yz)	4
20	030483 Bolt, Hex Hd 5/16-18X3/4" (Gr.8Yz)	2
21	18004-45 Bolt, Hex Hd 1/2-13X3-1/4" (Gr.8Yz)	4
22	030592 Washer, Lock 1/2" (Gr.8Yz)	8
23	030595 Washer, Flat 1/2" Uss (Gr.8Yz)	4
24	030596 Nut, Hex 1/2"-13 (Gr.8Yz)	4
25	033139 Bolt, Hex Hd 3/8-16X1-1/4" (Gr.8Yz)	8
26	325074 Harness "P2/Bk2-Front"	-
28	318750 Connector, 2Way Female Blk	-
29	030373 Washer, Lock 5/16" (Gr.8Yz)	2
30	896636032 Chain, 1/4 Hi Carbon (Zinc)	1
31	046828 Nut, Lock Nylon 3/8"-16 (Gr.8Yz)	9
32	895109 Loctite 242 (Blue) 1.00000	-
33	323945 Harness- Lh G.B. Tilt	-
34	309105 Cable Tie,14.75 Lg, Heavy Duty	2
35	319082 Switch Gutter Broom Tilt (N)	-
36	316569 Hole Plug	-
37	323513 Gb Dish And Motor Assembly	1
38	180437 D-Shackle, 5/16 Round Pin	2
39	070123 Contact, Female	-
40	204272 Conn, Mb-Mj-10	2
41	207576 Elbow, Mj-Fjx45-10	2
42	050353 Bolt, Hex Hd 3/8-16X3-3/4"(Gr.8Yz)	3
43	038266 Washer, Flat 3/8", Sae (Gr.8Yz)	1
45	325081 Wire Assy "Tilt Switch Gnd"	-
46	325311 Wire Assy - Voltage Suppresor	-
47	035137 Zerk, Grease Elbow 90°, 1/4"-28	2

Item Pt No.	Description	Qty
-------------	-------------	-----

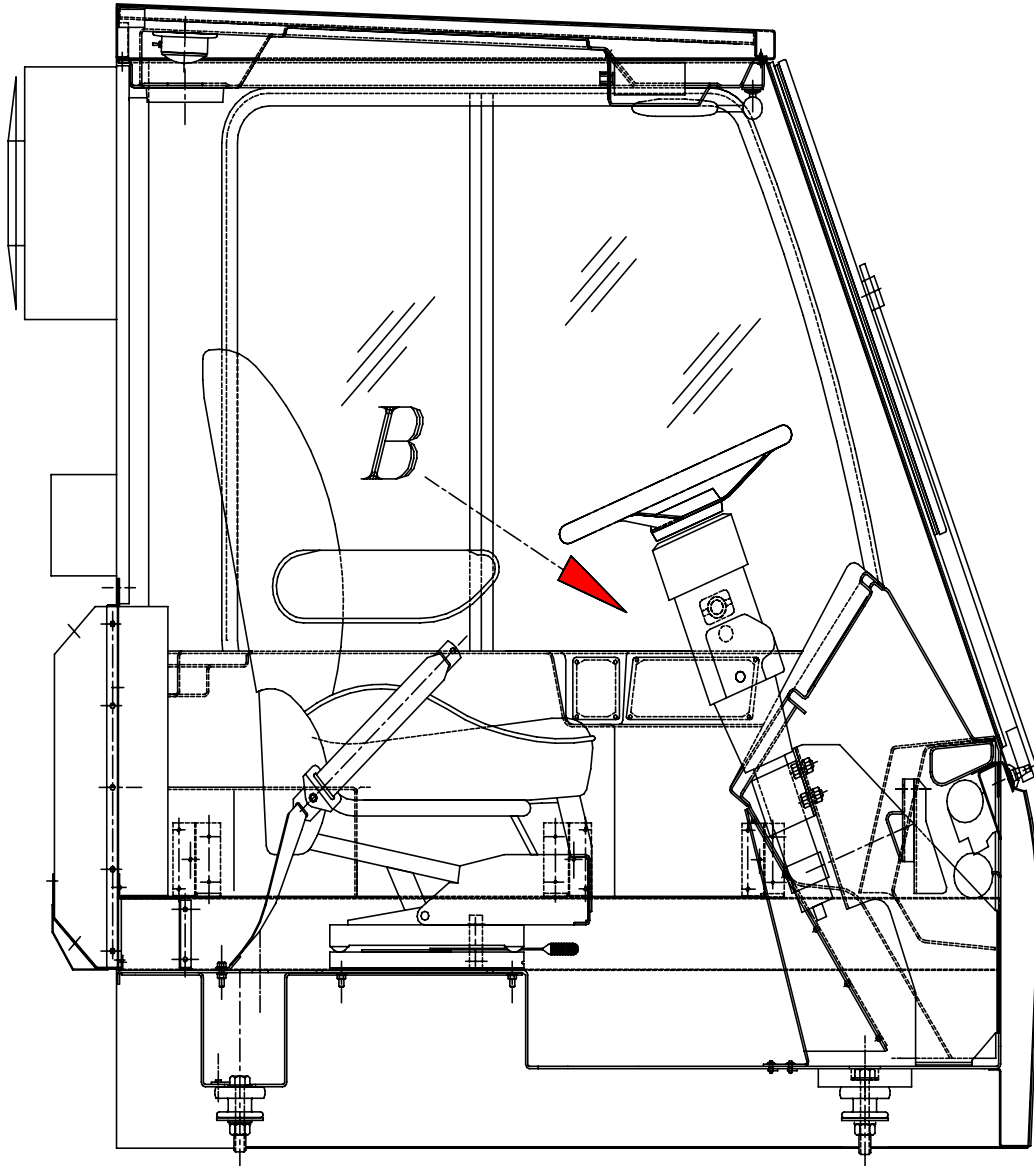
This page intentionally left blank

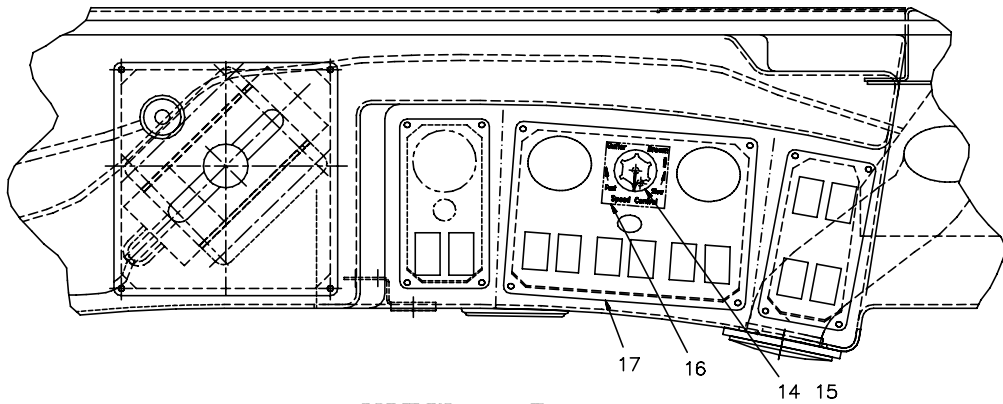




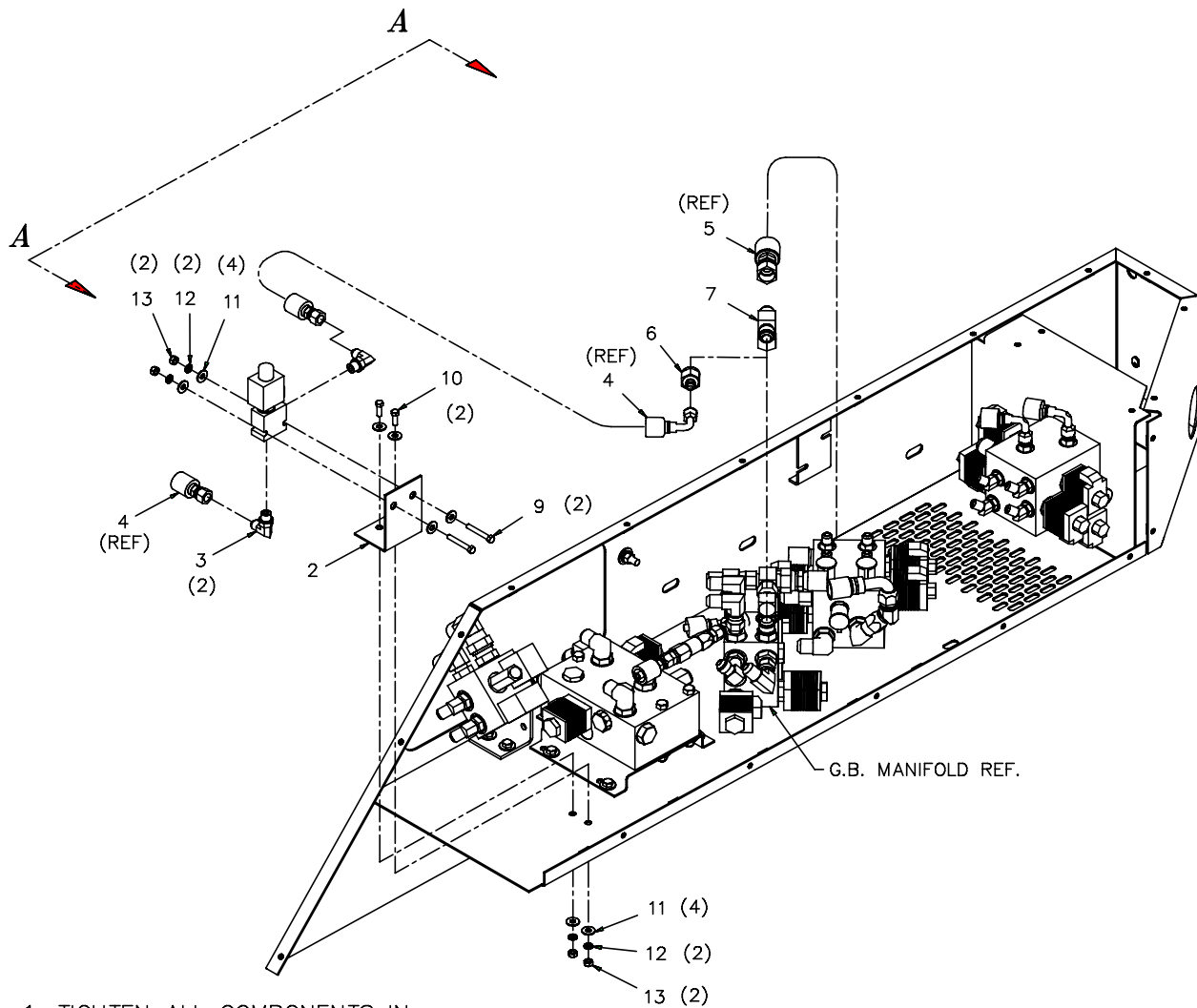
- 3. ITEMS 42,43 & ONE OF ITEM 31 NOT SHOWN, USE AT G.B. INSTALL TO ATTACH SHOCK ASSY.
- 2. REFER TO G.B. INSTALLATION DWG. FOR INSTALLATION OF ITEM 30.
- 1. WHEN USING THIS OPTION, ROUTE WIRES FROM ACTUATOR ALONG WITH HYD HOSES TO FRAME, USING CABLE TIE ITEM 34.

Item Pt No.	Description	Qty	Item Pt No.	Description	Qty
- 323744	Gutter Broom Tilt RH	*R REF			
1	324690 Arm Weldment Gutter Broom	1			
2	327668 Actuator Support-Rear, G.B.(Rh)	1			
3	319028 Actuator Support-Front Right, G.B	1			
4	319029 Actuator Shaft Top Gb	1			
5	319030 Actuator Shaft Bottom Gb	1			
6	319031 Actuator Retainer Spacer Short Gb	1			
7	319032 Actuator Retainer Spacer Long Gb	1			
9	323935 Mount, Tilt Gutter Broom (N)	1			
10	10883-2 Hairpin Cotter	1			
11	319038 Retaining Ring-.50 Dia Shaft	4			
12	319044 Actuator, Linear, Rota-Tilt, 12V	1			
13	210152 Bushing, Flang, 1.2515" X 1.503"	2			
14	327650 Shaft, Pivot - Gutter Broom	2			
15	318848 Pin Shaft Retainer Gb	2			
16	319083 Fuse, 15 Amp	-			
17	030426 Nut, Hex 3/4"-10 (Gr.8Yz)	2			
18	317649 Bolt, Carr. 3/4-10X6" F/T (Gr.5Zp)	1			
19	041847 Bolt, Hex Hd 1/2-13X1-3/4" (Gr.8Yz)	4			
20	030483 Bolt, Hex Hd 5/16-18X3/4" (Gr.8Yz)	2			
21	18004-45 Bolt, Hex Hd 1/2-13X3-1/4" (Gr.8Yz)	4			
22	030592 Washer, Lock 1/2" (Gr.8Yz)	8			
23	030595 Washer, Flat 1/2" Uss (Gr.8Yz)	4			
24	030596 Nut, Hex 1/2"-13 (Gr.8Yz)	4			
25	033139 Bolt, Hex Hd 3/8-16X1-1/4" (Gr.8Yz)	8			
26	325074 Harness "P2/Bk2-Front"	-			
28	318750 Connector, 2Way Female Blk	-			
29	030373 Washer, Lock 5/16" (Gr.8Yz)	2			
30	896636032 Chain, 1/4, 32 Links (Zinc)	1			
31	046828 Nut, Lock Nylon 3/8"-16 (Gr.8Yz)	9			
32	895109 Loctite 242 (Blue) 1.00000	-			
33	323948 Harness- R.H. G.B. Tilt	-			
34	309105 Cable Tie,14.75 Lg, Heavy Duty	2			
35	319082 Switch Gutter Broom Tilt (N)	-			
36	316569 Hole Plug	-			
37	323513 Gb Dish And Motor Assembly	1			
38	180437 D-Shackle, 5/16 Round Pin	2			
39	070123 Contact, Female 2.00-1.00 Tin	-			
40	204272 Conn, Mb-Mj-10	2			
41	207576 Elbow, Mj-Fjx45-10	2			
42	050353 Bolt, Hex Hd 3/8-16X3-3/4"(Gr.8Yz)	3			
43	038266 Washer, Flat 3/8", Sae (Gr.8Yz)	1			
45	325081 Wire Assy "Tilt Switch Gnd"	-			
46	325311 Wire Assy - Voltage Suppresor	-			
47	035137 Zerk, Grease Elbow 90°, 1/4"-28	2			

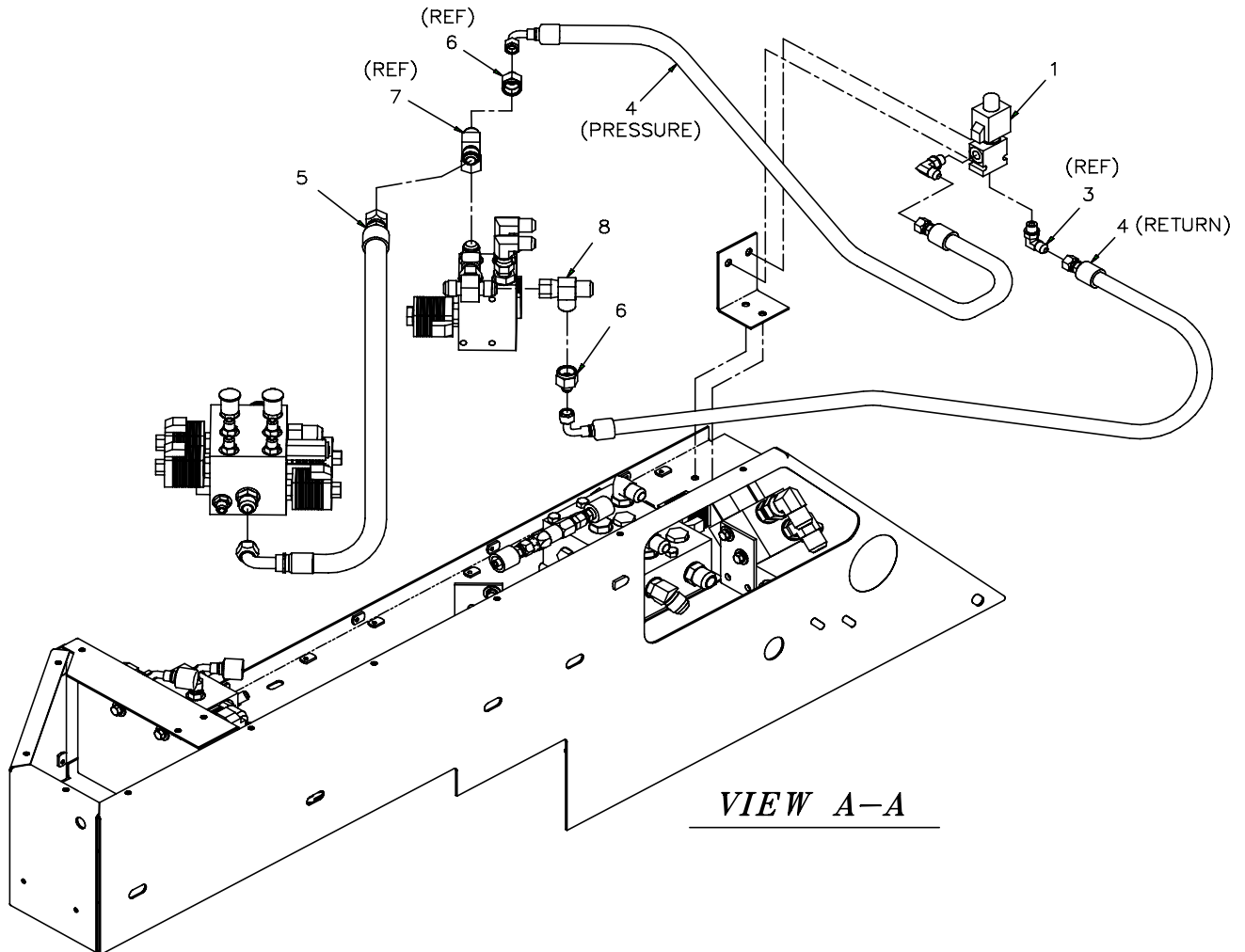
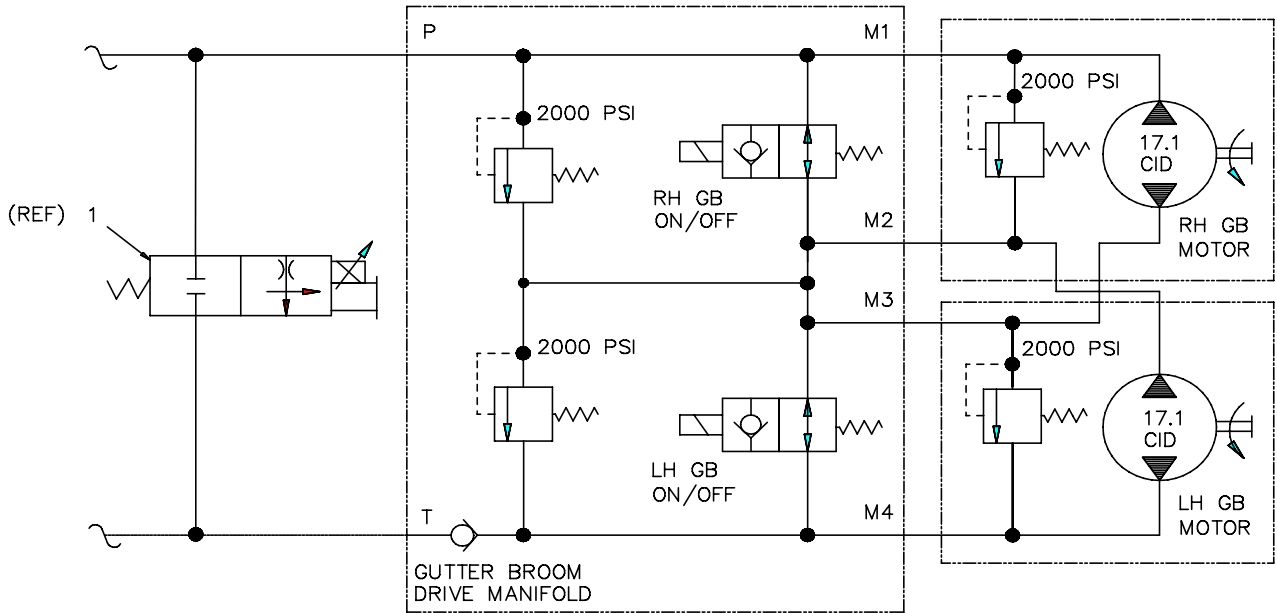




VIEW - B
(GUTTER BROOM SWITCH PANEL)

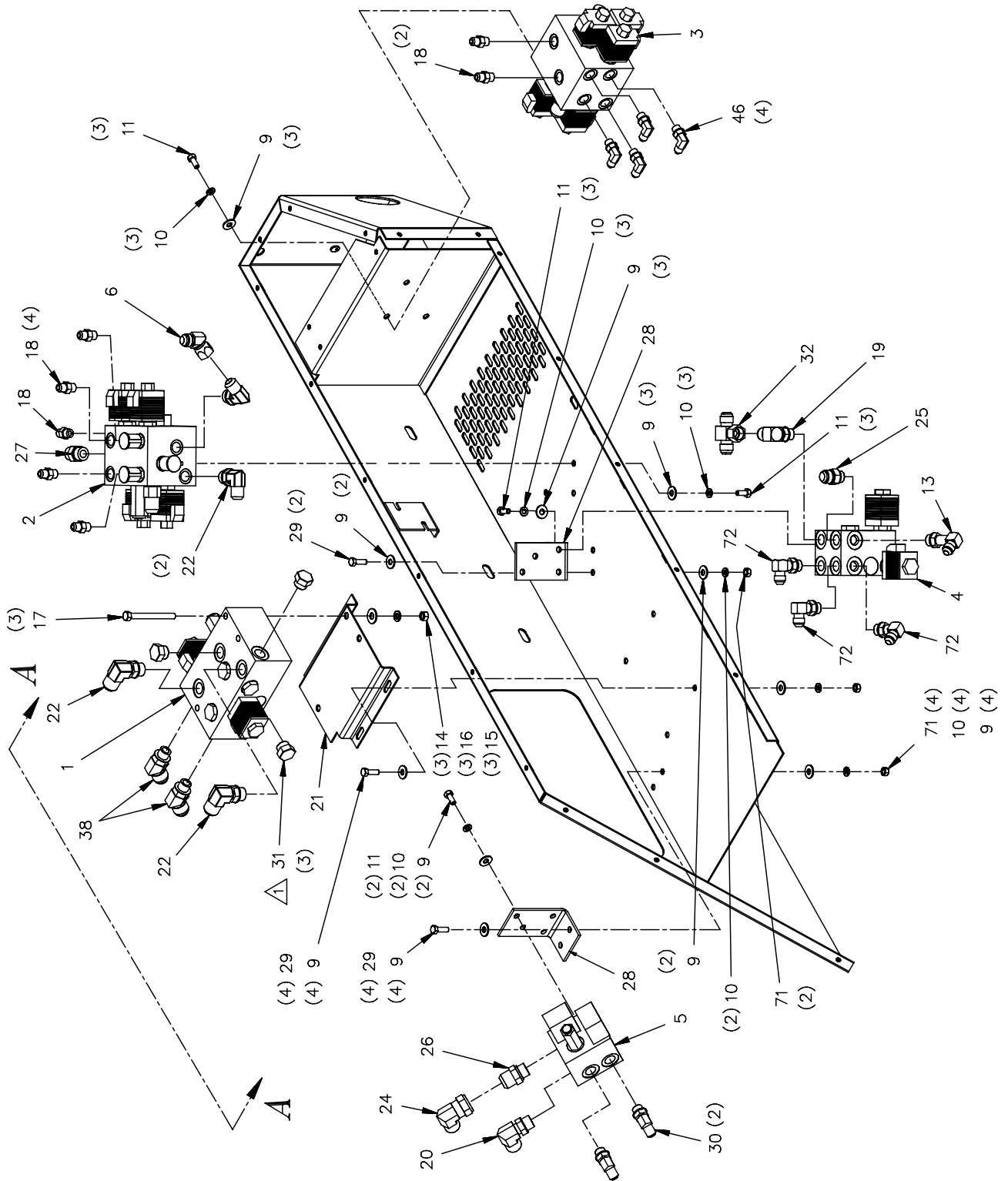


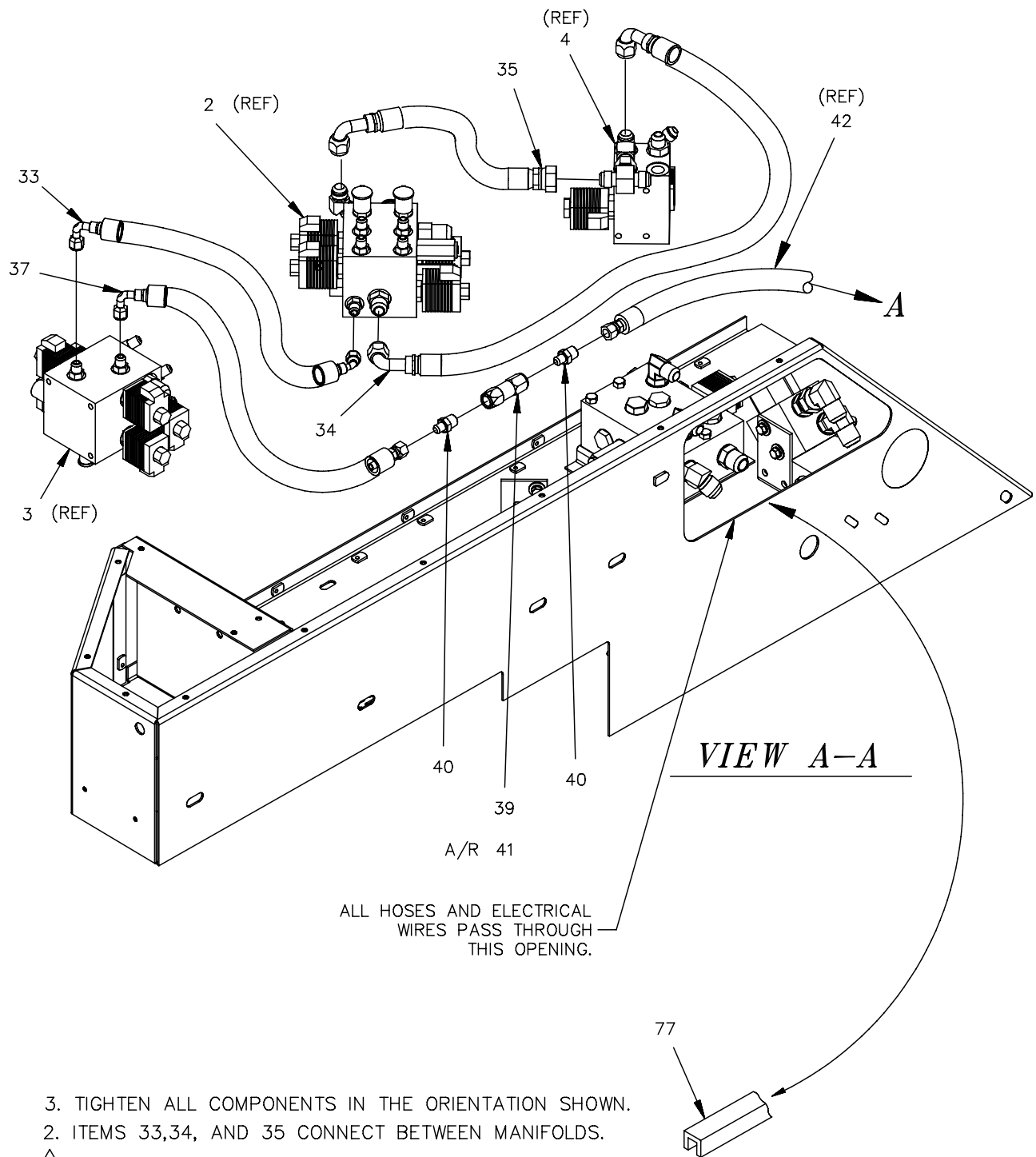
1. TIGHTEN ALL COMPONENTS IN THE ORIENTATION SHOWN.



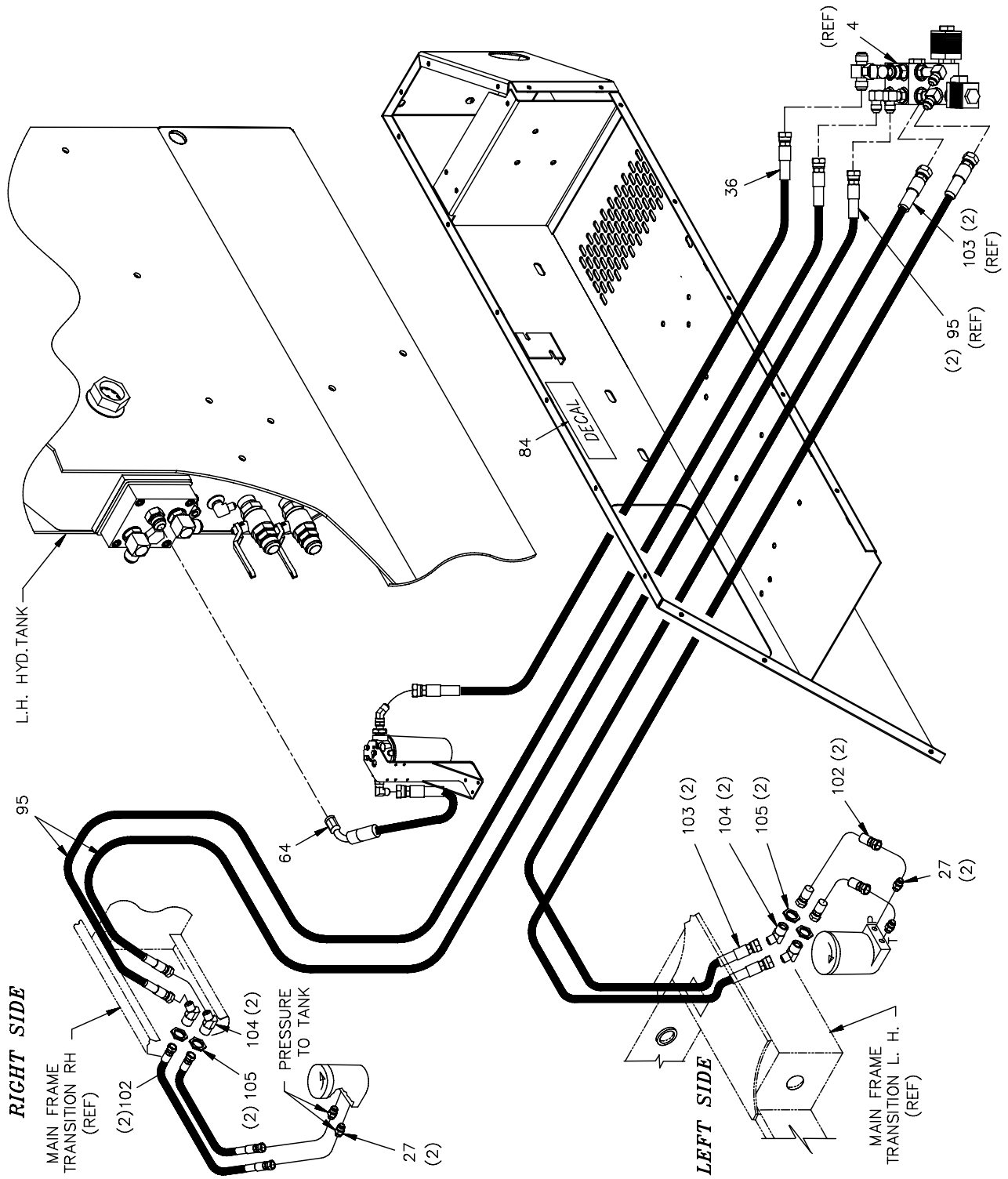
Item Pt No.	Description	Qty
- 323753	Gutter Broom Speed Control *H REF	
1	318230 Valve-Proportional Flow Control	1
2	318759 Mtg Bracket	1
3	054289 Elbow, Mb-Mj90-6	2
4	323800 Hose,Hyd-06,Fjic-06 X Fjic90°(S)-0	2
5	319859 Hose Assy. 5/8 Id X 16.0 Lg.	1
6	245438 Reducer Mj-Fj-6-10	2
7	205439 Tee-Swivel Branch	1
8	057651 Tee, Mj-Fjx-Mjt-10	1
9	034226 Bolt, Hex Hd 1/4-20X1-3/4 (Gr.8Yz)	2
10	033145 Bolt, Hex Hd 1/4-20X3/4" (Gr.8Yz)	2
11	035605 Washer, Flat 1/4" Uss (Gr.8Yz)	8
12	030643 Washer, Lock 1/4" (Gr.8Yz)	4
13	030703 Nut, Hex 1/4"-20 (Gr.8Yz)	4
14	318235 Knob-Rheostat	-
15	327174 Rheostat Rework	-
16	121358 Switch, Rocker, Amber, Illum	-
17	327040 Gb/Elevator Switch Panel	-
18	325181 Permaseal Term Tab 0.187	-
19	352431 Terminal, Ring 16-14Ga Stud #10	-
20	352433 Permaseal Term, Tab 12-10 Ga	-
21	896864 Wire 18 Ga Black	-
22	896433 Wire 16 Ga Lt Green	-
23	KE323753 Gb Speed Control - Elec. Kit	1

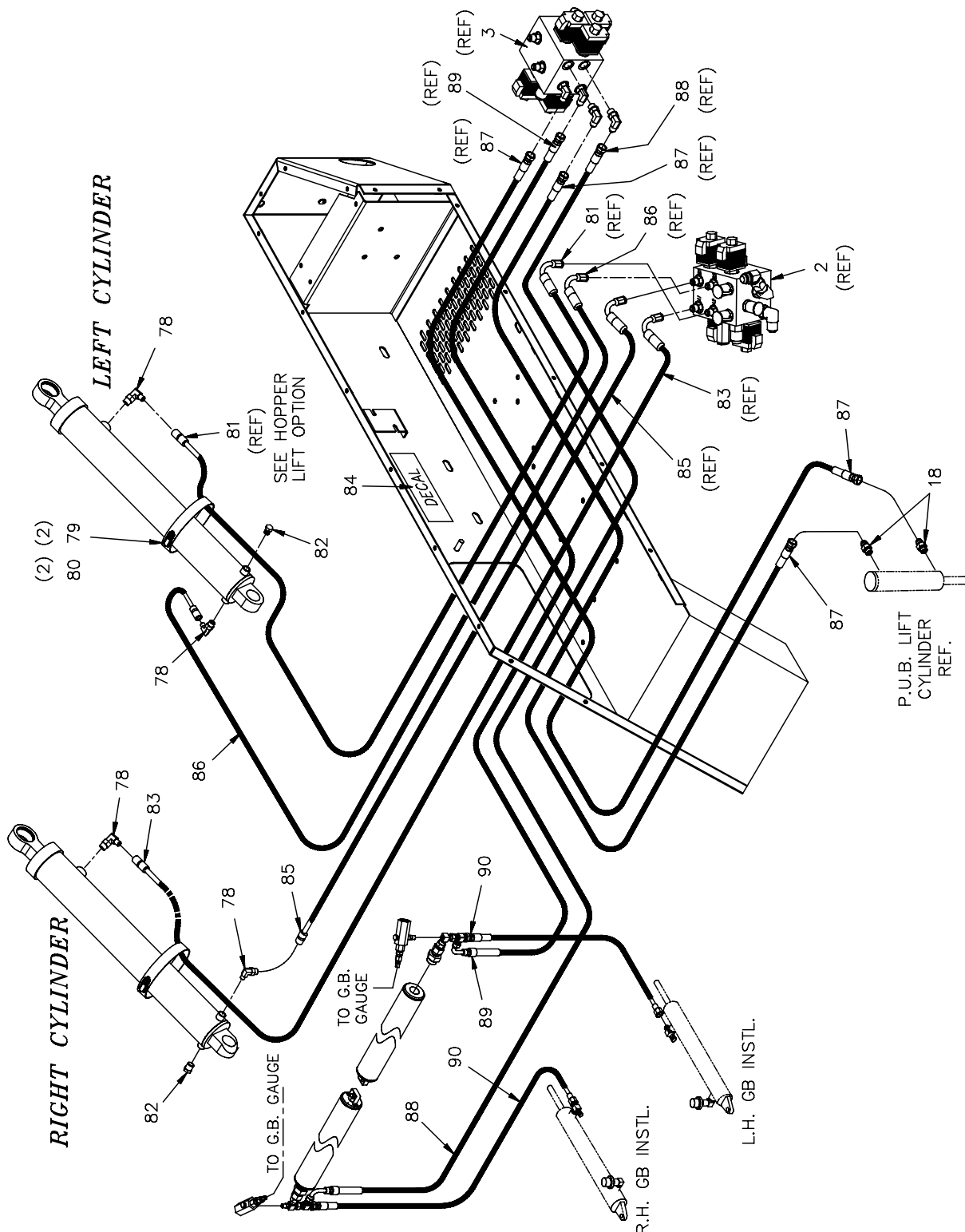
Item Pt No.	Description
-------------	-------------

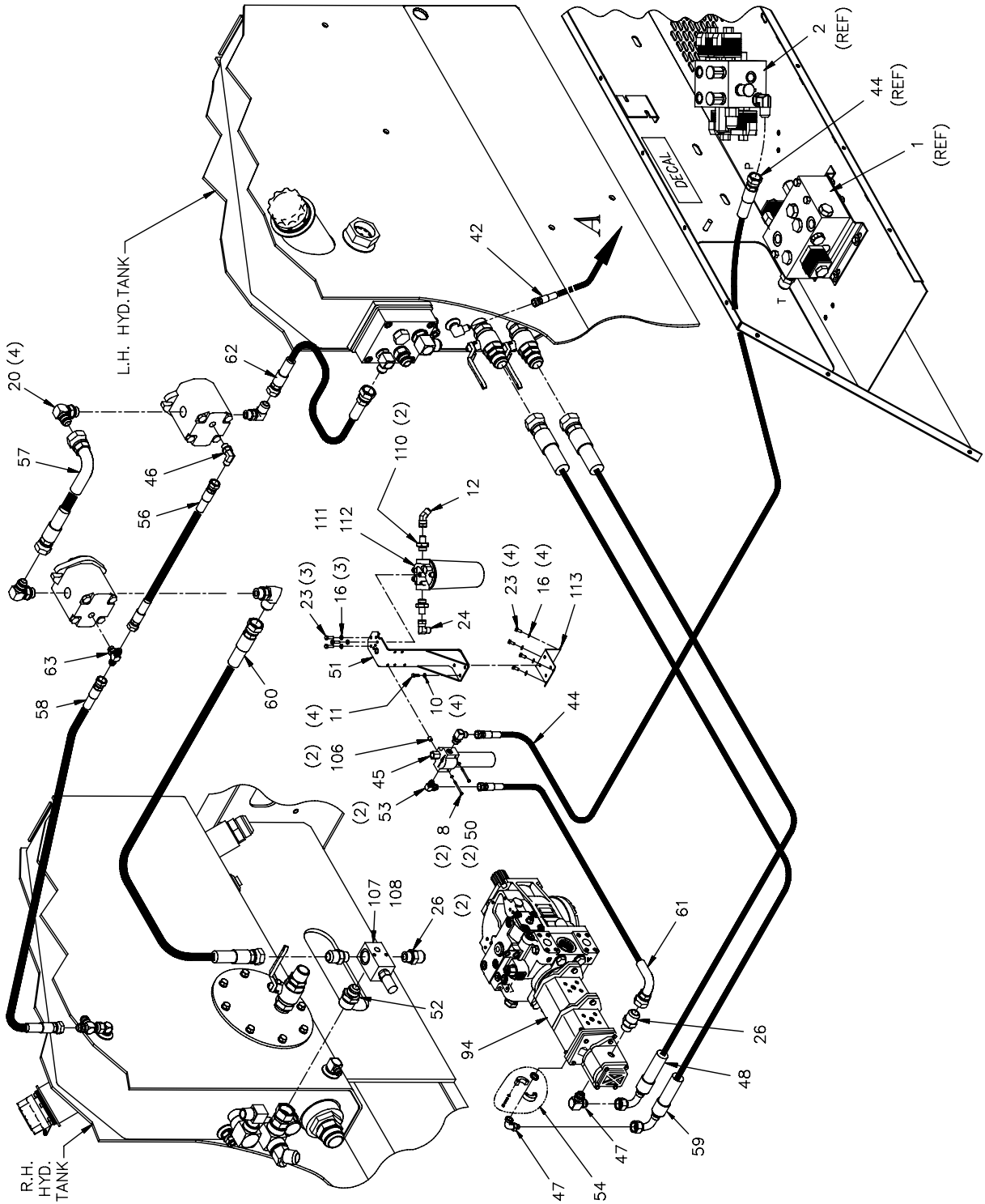


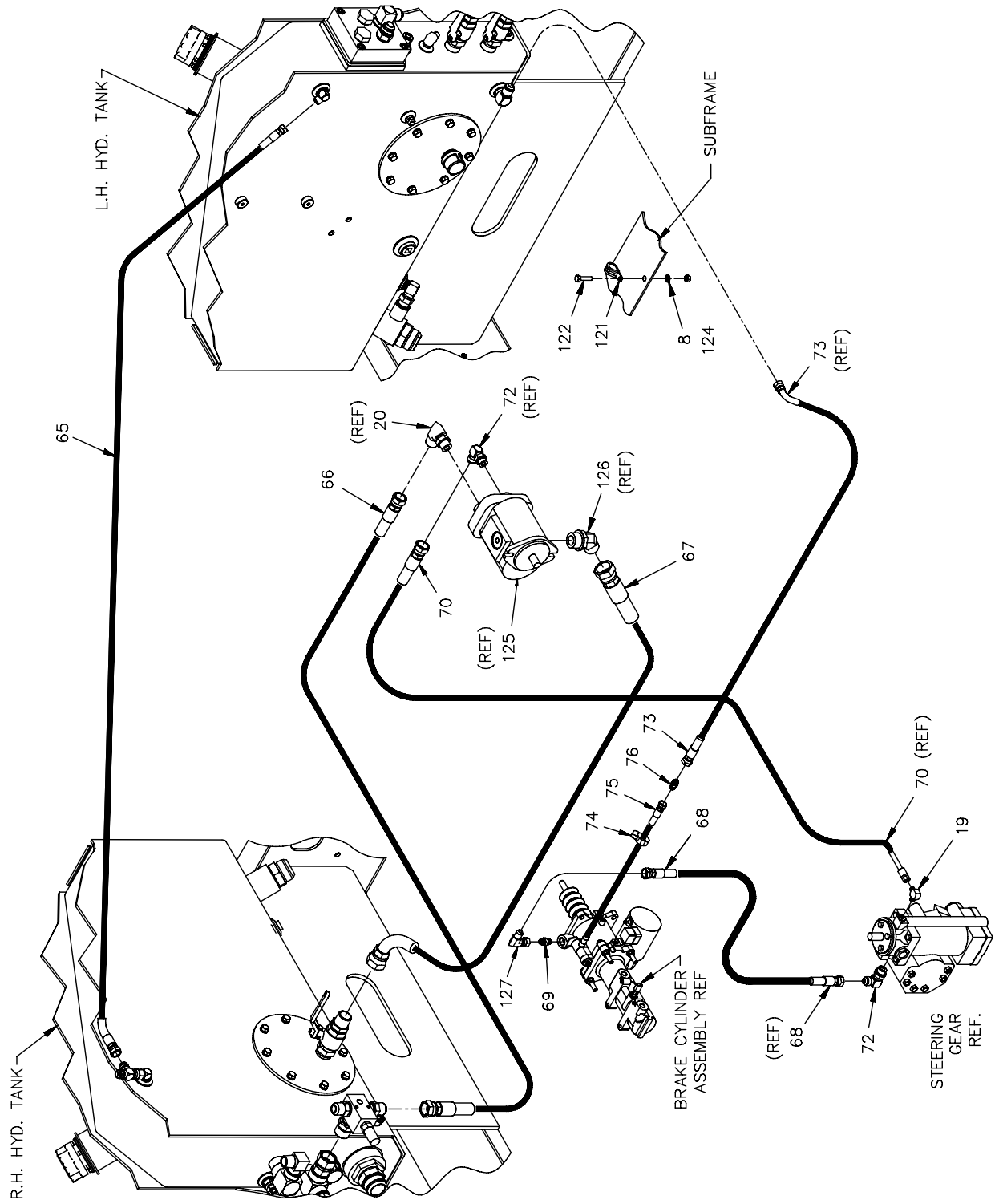


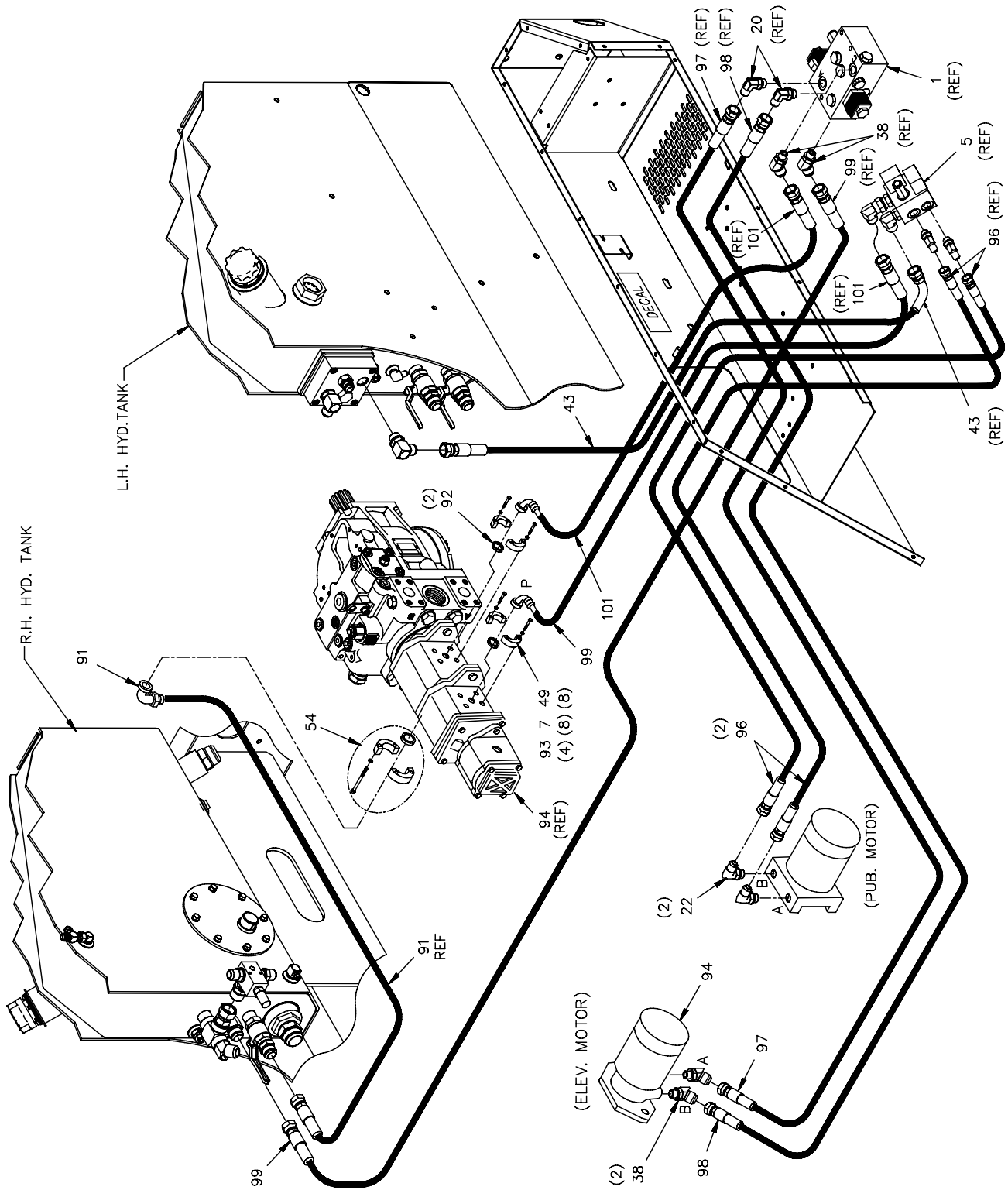
- 3. TIGHTEN ALL COMPONENTS IN THE ORIENTATION SHOWN.
 - 2. ITEMS 33,34, AND 35 CONNECT BETWEEN MANIFOLDS.
 - ⚠ REMOVE VALVE AND REPLACE WITH ITEM 31.
- NOTES, UNLESS OTHERWISE SPECIFIED:









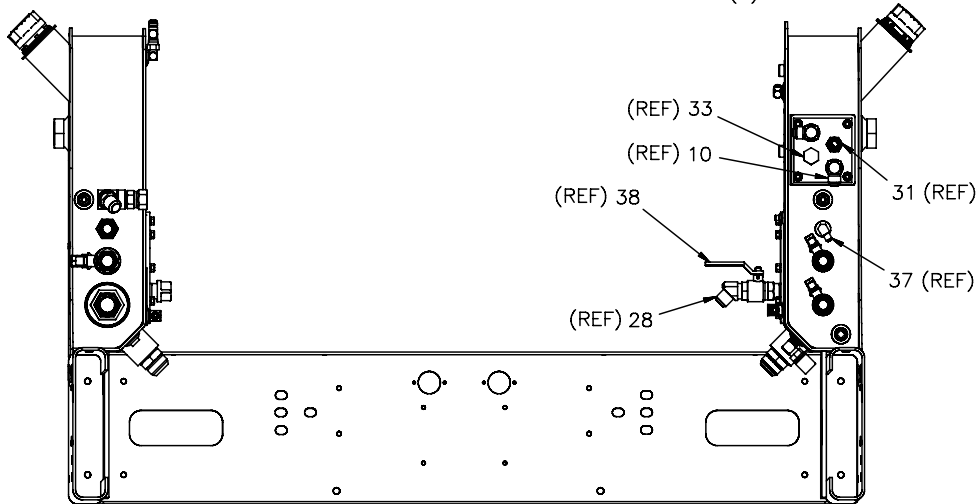
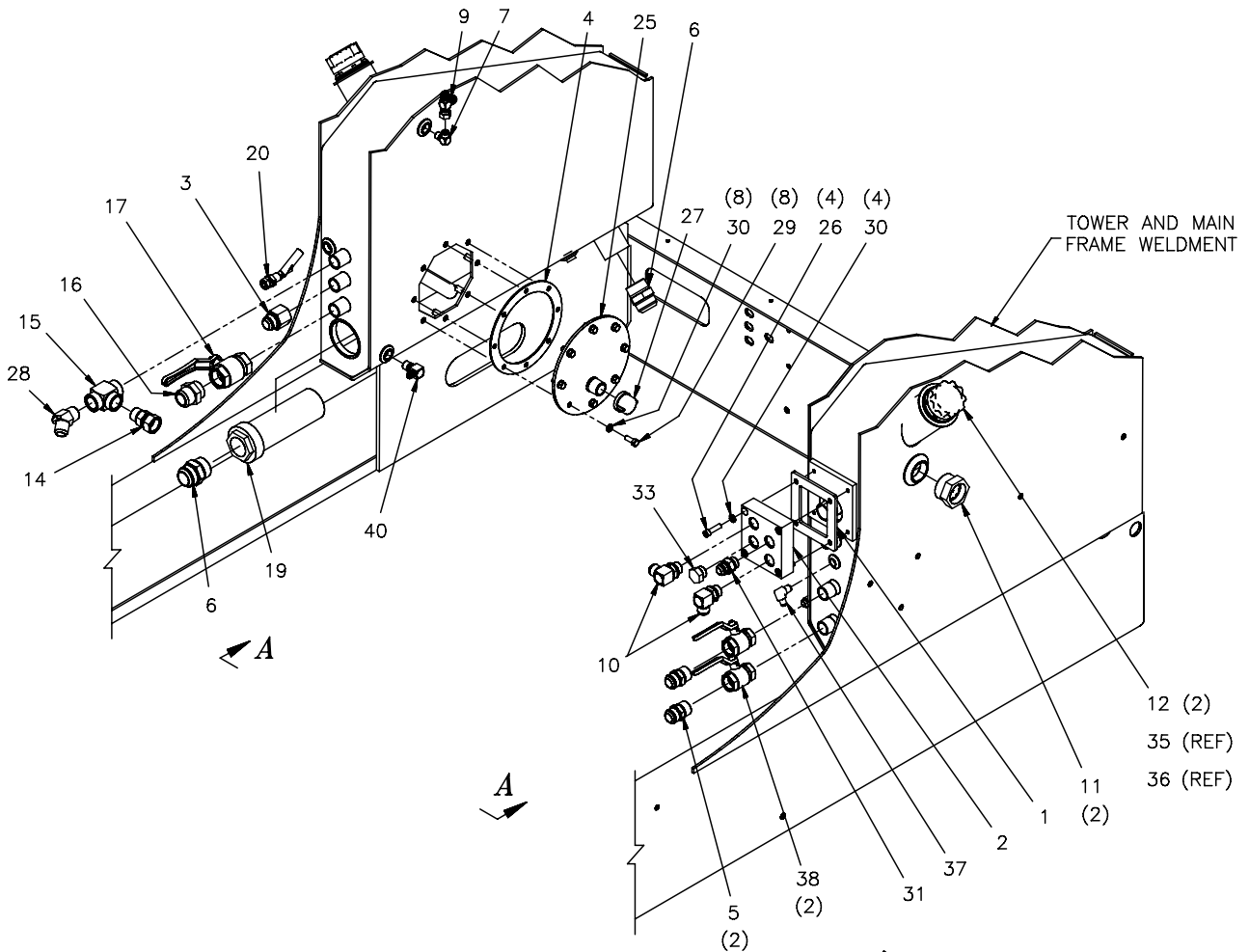


Item Pt No.	Description	Qty	Item Pt No.	Description	Qty
-	326398 Aux HYD Instl-Heavy Sweep 3D REF		51	323937 Water Separator Brkt, Wldmt	1
1	328023 Manifold- Elev/Pickup Broom	1	52	320465 Conn Mb-Mj-10-16	1
2	319870 Manifold- Hopper, Up/Down	1	53	054471 Elbow, Mb-Mj90-12	2
3	319875 Manifold- Split Blk, Brm Lift	1	54	320902 O-Ring Flange Set- 16 Cfhs	2
4	319871 Manifold- Gutter Broom Drive	1	56	320956 Hose Assy- 3/8 Id X 14.38 Lg.	1
5	319876 Manifold- Pub Drive	1	57	323127 Hose Assy, 3/4Id X 10.5"Cut	1
6	207576 Elbow, Mj-Fjx45-10	1	58	326063 Hose Assy, 3/8 Id X 20 Cut	1
7	035605 Washer Flat Uss Plated 1/4	8	59	322026 Hose Assy-1.0 Id X 81 Lg	1
8	030643 Washer- Loc Split Pltd 1/4 Gr8	3	60	326066 Hose Assy, 3/4 Id X 28 Cut	1
9	030489 Washer Flat Uss Plated 5/16	27	61	322297 Hose Assy- 3/4 Id X 34.0 Lg.	1
10	030373 Washer- Loc Split Plt 5/16 Gr8	22	62	327761 Hose Assy, 3/4 Id X 30 Cut	1
11	030483 Scr- Hxhd Pltd 5/16-18X3/4 Gr8	15	63	204282 Tee,Mj-Mj-Mb-6	1
12	323668 Elbow-Mj-Fjx45-12	1	64	327764 Hose Assy-3/4 Id X 52.0 Cut	1
13	306523 Elbow- Mb-Mj90LI-8	1	65	326070 Hose Assy, 1/2 Id X 56.5 Cut	1
14	030599 Nut- Plated, 3/8-16 Gr8	3	66	326067 Hose Assy, 3/4 Id X 27.5 Cut	1
15	030557 Washer Flat Uss Plated 3/8	3	67	326073 Hose Assy 1.0 Id X 54 Cut	1
16	030605 Washer- Loc,Split,Pltd,3/8 Gr8	10	68	318107 Hose Assy, 1/2 Id X 19 Cut	1
17	050353 Scr-Hx Hd,3/8-16X3-3/4 Gr8	3	69	303379 Adaptor	1
18	204003 Conn, Mb-Mj-6	7	70	318106 Hose Assy 1/2 Id X 240 Cut	1
19	251976 Elbow, Mb-Mj90-8-10	1	71	030617 Nut- Plated 5/16-18	8
20	351707 El,Mb-Mj90-10-12	8	72	620513 El, Mb-Mj90-8	4
21	322479 Angle, Elev. Manifold Support	1	73	321742 Hose Assy- 5/8 Id X 206.0 Lg.	1
22	620385 El,Mb-Mj90-10	5	74	044958 Clamp Hose #10	1
23	033147 Scr- Hx Hd Pltd 3/8-16 X 3/4	7	75	320544 Hose Assy, 1/2 Id X 12 Lg	1
24	055839 Elbow, Mj-Fjx90-12	1	76	035617 Union, Mj-Mj-10-10	1
25	302683 Conn, Mb-Mj-8-10	1	77	893704029 Trim- Plastic	1
26	056501 Conn, Mb-Mj-10-12	4	78	205791 Elbow Mb-Mj90-8-6	4
27	204272 Conn, Mb-Mj-10	4	79	890115007 Loom	2
28	322480 Angle, Manifold Support	2	80	400755 Clamp,Adj,2-1/2-7	2
29	031433 Scr- Hx Hd Pltd 5/16-18X1 Gr8	8	81	322507 Hose Assy 3/8 Id X 94.5 Lg	-
30	204257 Elbow-Mb-Mj45-10	2	82	301207 Plug-Mb-8	2
31	306101 Plug,Mb-10	3	83	322506 Hose Assy 3/8 Id X 158.0 Lg	-
32	205439 Tee, Mj-Mj-Fjx-10	1	84	324526 Decal, Manifolds Heavy Sweep	1
33	322505 Hose Assy 3/8 Id X 15.5 Lg	1	85	322376 Hose Assy 3/8 Id X 118.75 Lg	1
34	323799 Hose Assy-5/8 Id X 14.0 Cut	1	86	320957 Hose Assy- 3/8 Id X 53.75 Lg	1
35	322509 Hose Assy 5/8 Id X 4.25 Cut	1	87	322372 Hose Assy 3/8 Id X 90.38 Lg	2
36	326303 Hose Assy 3/4 Id X 29 Cut	1	88	322370 Hose Assy 3/8 Id X 200.75 Lg	1
37	322374 Hose Assy 3/8 Id X 17.75 Lg	1	89	322371 Hose Assy 3/8 Id X 143.0 Cut	1
38	055882 El, Mb-Mj45-10-12	4	90	322677 Hose Assy, 3/8 Id X 52.75 Lg	2
39	322791 Valve Check	1	91	322254 Hose Assy- 1.0 Id X 63.0 Lg.	1
40	101845 Adapter, Mp-Mj-6	2	92	307015 Seal - Static Face 3/4"	2
41	896365 Sealant-Pipe Thd 1.00000	-	93	300324 Half-Split Flange 3/4 (Code61)	4
42	322375 Hose Assy 3/8 Id X 21.88 Lg	1	94	380866 Pump, Triple 26+22+17	1
43	323746 Hose Assy 3/4 Id X 27.0 Cut	1	95	324462 Hose Assy 5/8 Id X 170.0 Cut	2
44	315128 Hose Assy-5/8 Id X 64 Lg	1	96	322515 Hose Assy 5/8 Id X 80.5 Lg	2
45	308591 Filter - High Pressure	1	97	322518 Hose Assy-5/8 Id X 111 Cut	1
46	054289 Elbow, Mb-Mj90-6	5	98	322519 Hose Assy-5/8 Id X 106.5 Cut	1
47	316932 Conn, Mb-Mj-12-16	1	99	326069 Hose Assy, 3/4 Id X 109 Cut	1
48	324643 Hose Assy, 1.0 Id X 83.0 Cut	1	101	322516 Hose Assy, 3/4"Id X 54.5"Cut	2
49	033139 Scr- Hxhd Plt 3/8-16X1-1/4 Gr8	8	102	322660 Hose Assy, 5/8 Id X 32.62 Lg	4
50	352825 Scr-Hx Hd Cap,1/4-20X3-1/2	2			

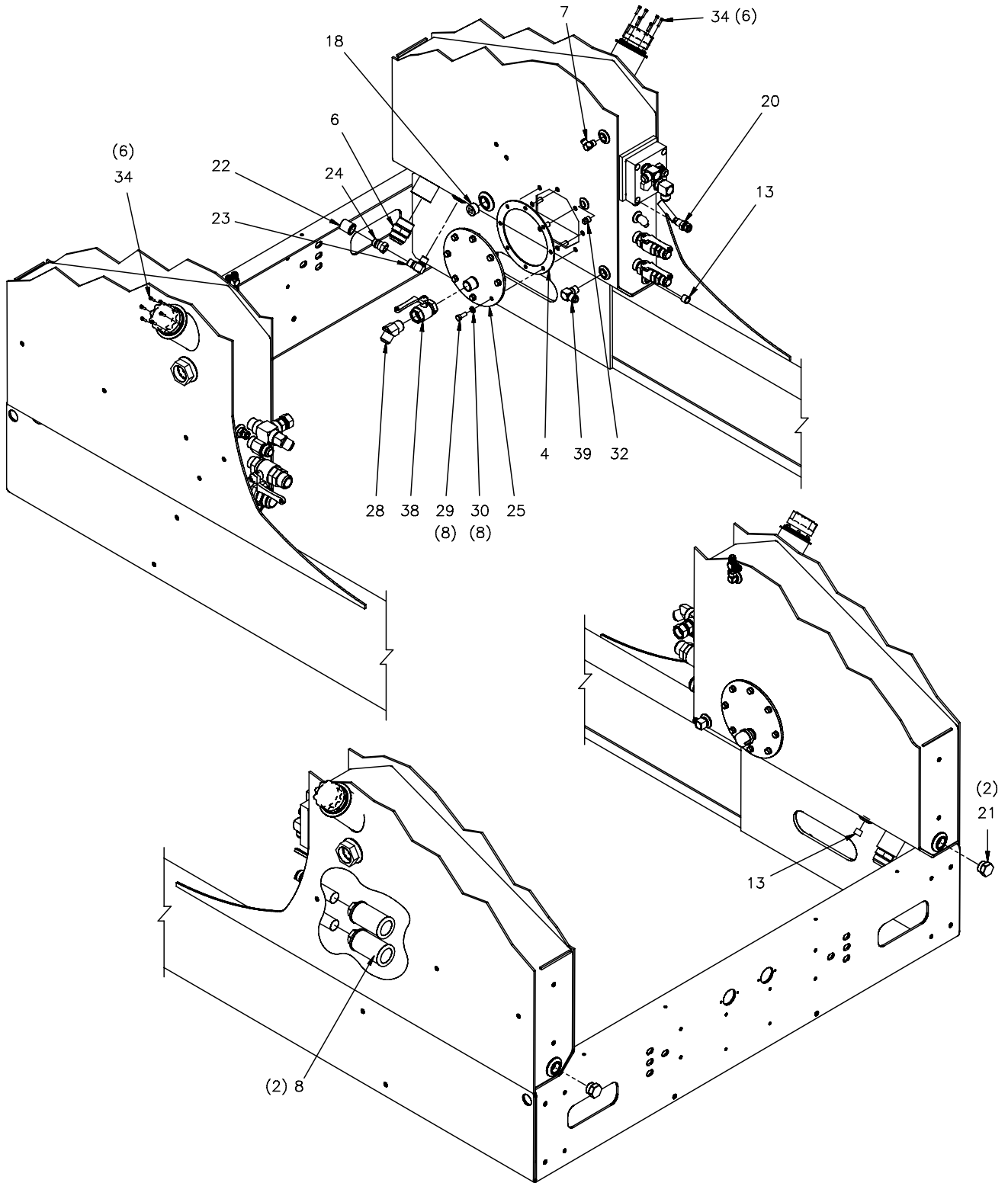


Item Pt No.	Description	Qty
103 324461	Hose Assy 5/8 Id X 113.0 Cut	2
104 057648	El-Blkhd,Mj-Mjh45-10	4
105 035045	Nut-Jam, Plated, 7/8-14	4
106 308598	Spacer	2
107 314360	Assy-Relief Valve	1
108 010273	Plug, Hyd,1/4 Npt	2
109 251975	Elbow Mj-Fjx90-10	5
110 323762	Connector, Mb-Mj-20-12	2
111 323759	Filter Head	1
112 323760	Filter Elmt Spin-On, Water Sep	1
113 323969	Adapter Brkt Wldmt	1
114 033151	Scr- Hx Hd 1/2-13 X 1-1/2 Gr8	2
115 030592	Washer- Loc, Splt Pltd 1/2 Gr8	2
116 602710	Grommet An931-B16-22	1
117 355336	Adapter, Mp-Mb-20-20	1
118 355337	Check Valve 1-1/4 Npt	1
119 305870	El, Mb-Mj45-8	1
120 326436	Support Weldment,Ps Hose	1
121 900093	Clamp Loop Dg 12	1
122 033125	Scr- Hx Hd Pltd 1/4-20 X 1 Gr8	1
124 030703	Nut Hex 1/4-20 Unc	1
125 325946	Drive Gear,Power Steering Pump	-
126 327619	Elbow, Mj-Mp90-16-20	1

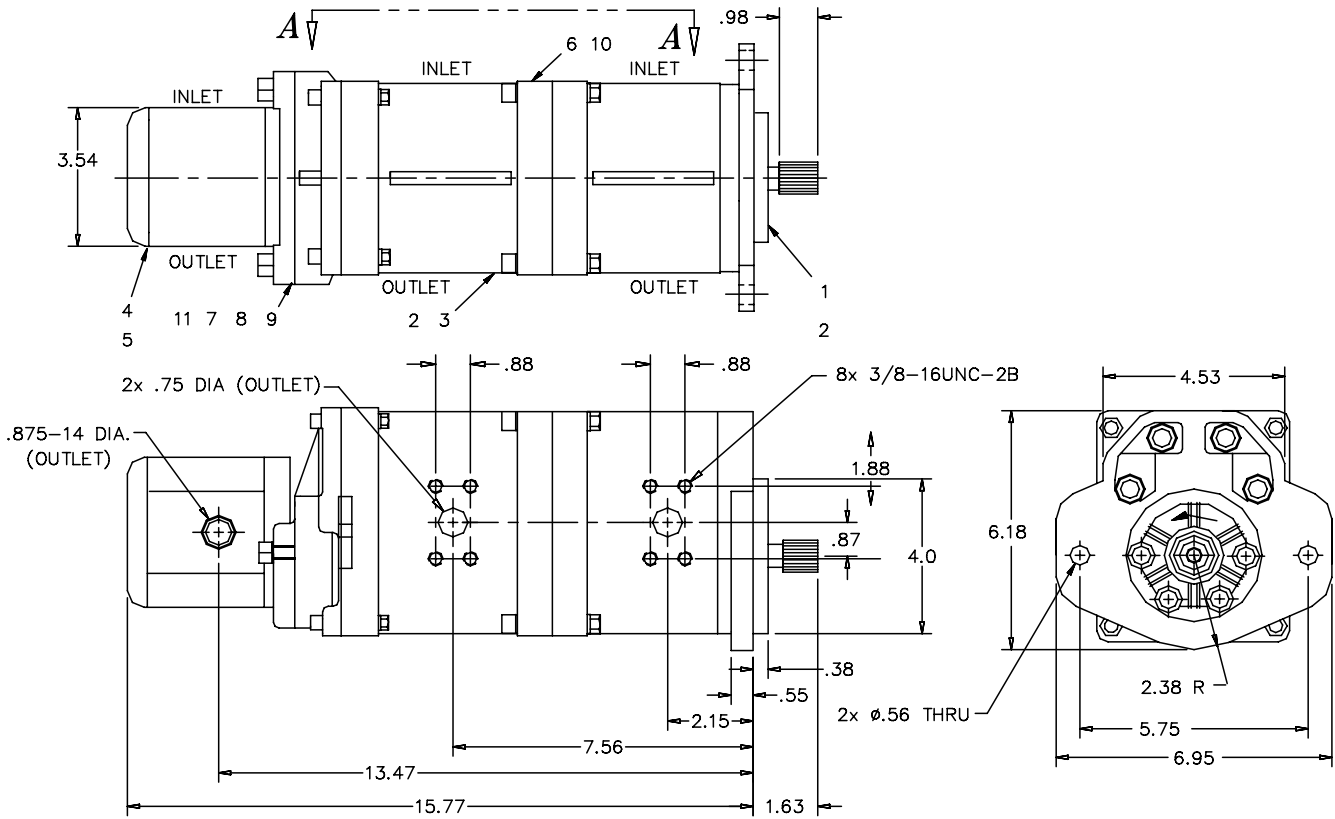
Item Pt No.	Description	Qty
--------------------	--------------------	------------



VIEW A-A

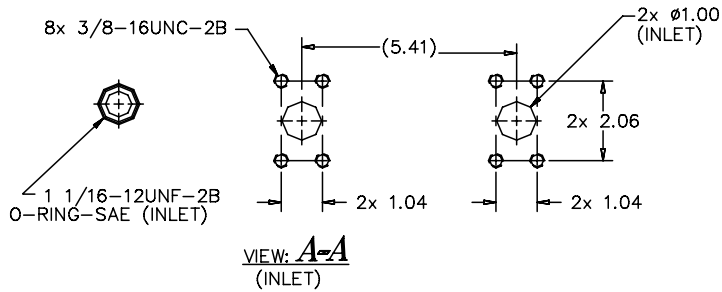


Item Pt No.	Description	Qty	Item Pt No.	Description	Qty
- 326399	Hyd Tank -Heavy Sweep	*D REF			
1	320319 Gasket- Return Manifold (N)	1			
2	320316 Return Manifold	1			
3	312938 Conn,Mj-Fp-16	1			
4	300664 Ring, Gasket, Hyd. Tank Cover	2			
5	115072 Conn, Mj-Mp-16	2			
6	320969 Adapter- Mj-Mp-24	3			
7	33905 Elbow Mj-Mp90-8	2			
8	318356 Suction Strainer	2			
9	204295 Tee Fjx-Mj-Mj-8	-			
10	054471 Elbow, Mb-Mj90-12	2			
11	325424 Oil Gauge 2", Level Ring	2			
12	301310 Breather Flng Air	2			
13	033991 Plug, Hex Socket - 1/2 Npt Galv(N)	2			
14	326030 Adaptor, Mp-Fjx-16	1			
15	320592 Tee- Fp-Fp-Fp-16	1			
16	326468 Adaptor, Mj-Mp-16-20	1			
17	180703 Ball Valve, 1 1/4" Npt	1			
19	326835 Strainer, Suction, Internal, Hyd.	1			
20	322069 Float Sensor Assy.	2			
21	325034 Hex Head Plug 16 P50N	2			
22	324080 Dust Cap, 1/2 In. Sm Series	1			
23	057081 Elbow Mp-Mp90-8	1			
24	324422 Nipple, Quick Coupler	1			
25	312249 Weldment Cover	1			
26	034409 Scr, Socket Hd 3/8-16X1-1/2" (Gr.8)	4			
27	326993 Cover Plate, Hydraulic Tank	1			
28	109455 El, Mj-Mp45-16	2			
29	034423 Screw-Hx Hd,3/8-16 X 1 Gr8	16			
30	030605 Washer-Lock,Split,Plated,3/8 (Gr.8)	20			
31	206382 Conn, Mb-Mj-12	1			
32	030251 Plug- Pipe 3/8 Sq Hd	1			
33	311315 Plug, Mb-12	1			
34	651351 Scr, Socket Hd #10-32X3/4" (Gr.8)	12			
35	380017 Gasket,Hyd Tank Fill	-			
36	381652 Gasket-Rubber 1.5 Id X 2.312Od	-			
37	033911 Elbow, Mj-Mp90-6	1			
38	308883 Valve, Ball 1"	3			
39	033902 Fitting Mj-Mp90-10-8	1			
40	033907 Elbow, Mj-Mp90-6-8	1			
41	325603 Ball Valve, 1-1/2"	1			




PUMP DATA:

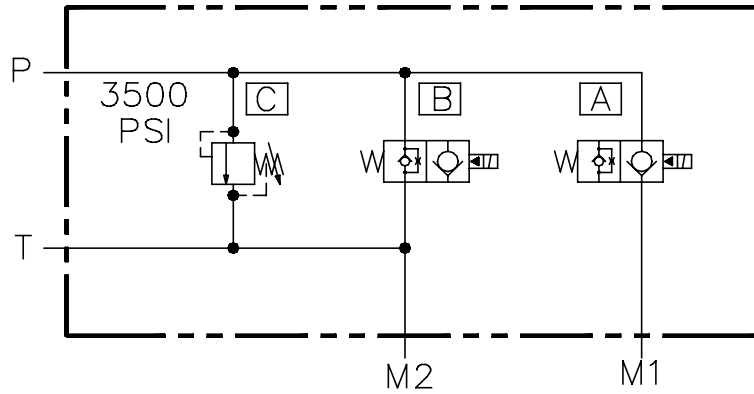
POTATION _____ CW
 DISPLACEMENT FRONT _____ 1.60 CUIN (26CC/REV)
 DISPLACEMENT REAR _____ 1.03 CUIN (16.8 CC/REV)
 DISPLACEMENT CENTER _____ 1.35 CUIN (22 CC/REV)
 MAX. PRESSURE FRONT, CENTER & REAR _____ 3600 PSI
 MAX SPEED FRONT, CENTER & REAR _____ 3000 RPM



NOTE: ALL DIM'S ARE REF.

Item	Pt No.	Description	Qty	Item	Pt No.	Description	Qty
-	380866	Triple Gear Pump Assembly	B Ref	9	381341	O-ring, Type X	1
1	380867	Gear Pump-front	1	10	381342	O-rings, Set Of 2, Type Y	2
2	380862	Seal Kit-sundstrand Pump	2	11	310901	Cplg-fem. Spline	1
3	381319	Gear Pump-center	1				
4	314003	Pump-gear	1				
5	380799	Seal Kit-sundstrand Pump	1				
6	312662	Intermediate Kit, Type Y	1				
7	312663	Intermediate Kit, Type X	1				
8	381340	O-rings, Set Of 2, Type X	2				

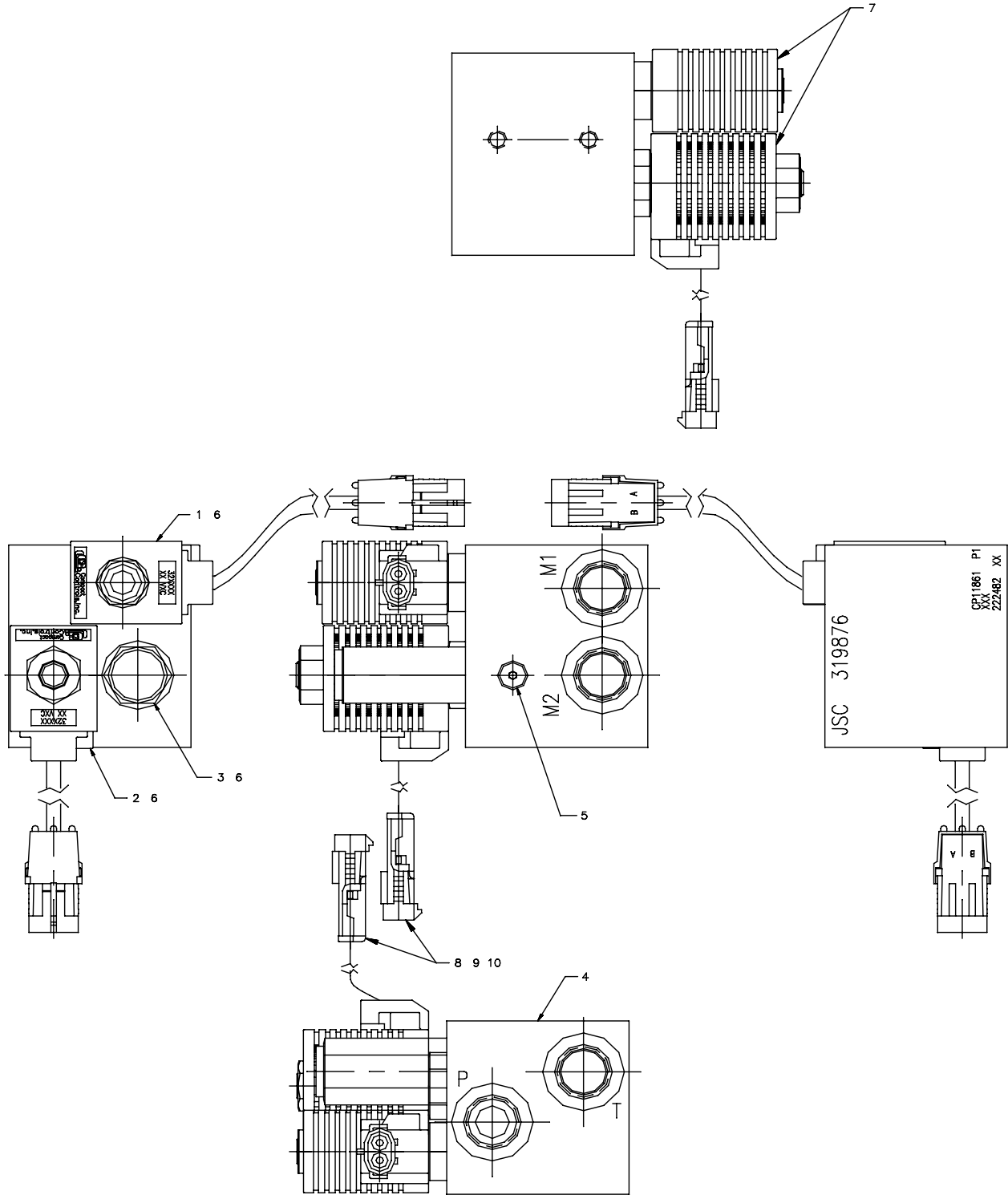
This page intentionally left blank



HYDRAULIC SCHEMATIC

9. TEST PER TEST PROCEDURE CP11861.
8. INSTALL TAPERED SAE PLUGS PER PC19.
7. INSTALL CARTRIDGES PER PC11.
6. ALL PORTS ARE #10 SAE.
5. PART IDENTIFICATION, REVISION LEVEL, DATE OF MANUFACTURE AND PORTS IDENTIFICATION TO BE ENGRAVED .25 HIGH, .015" TO .020" DEEP.
4. ALL WIRE LEADS TO BE 6" LONG AND TERMINATE WITH WEATHER PACK CONNECTOR (HALF SHROUD) P/N 353113.
3. FINISH: ANODIZE PER MIL-A-8625, TYPE II, CLASS 2 - GOLD
2. MATERIAL: ALUMINUM 6061-T6 PER QQ-A-225/8 OR EQUIVALENT.
1. THE COMPONENTS LISTED ARE FOR MANIFOLD SERVICE PARTS ONLY.

NOTES, UNLESS OTHERWISE SPECIFIED.

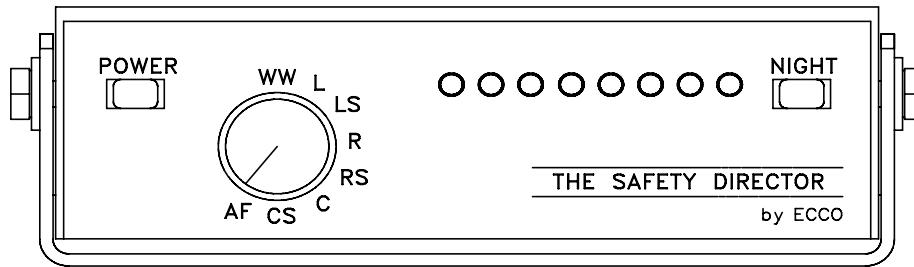


<u>Item</u>	<u>Pt No.</u>	<u>Description</u>	<u>Qty</u>
-	319876	Manifold- Pickup Broom	C Ref
1	381200	Solenoid Valve (Normally Closed)	0
2	381215	Solenoid Valve (Normally Open)	0
3	381209	Relief Valve	0
4	381222	Body	0
5	381204	Plug- #2 Tapered Sae	0
6	381258	Seal Kit-compact Controls	0
7	381256	Coil, Compact Controls	0
8	353113	Conn Shroud Half	0
9	315687	Terminal - Male (Kd)	0
10	315686	Seal- Wire	0

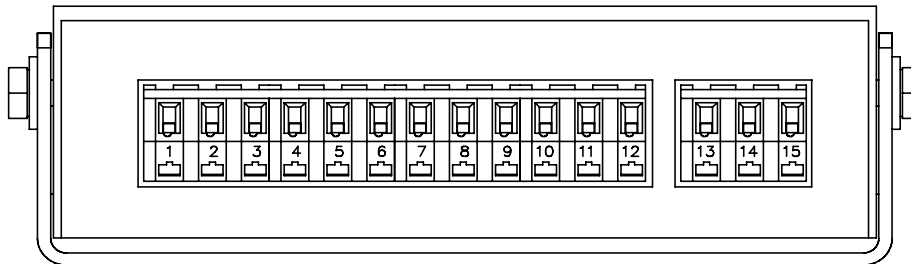
<u>Item</u>	<u>Pt No.</u>	<u>Description</u>	<u>Qty</u>
-------------	---------------	--------------------	------------



This page intentionally left blank

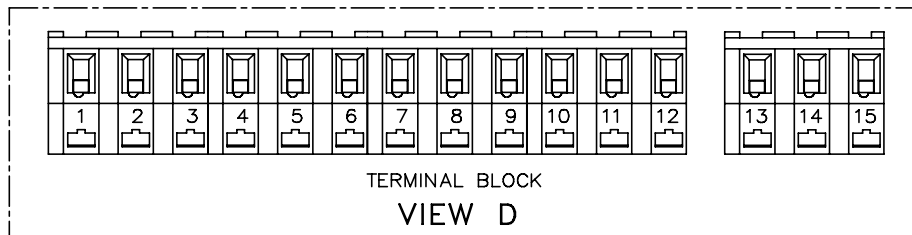


FRONT VIEW OF CONTROL BOX



REAR VIEW OF CONTROL BOX

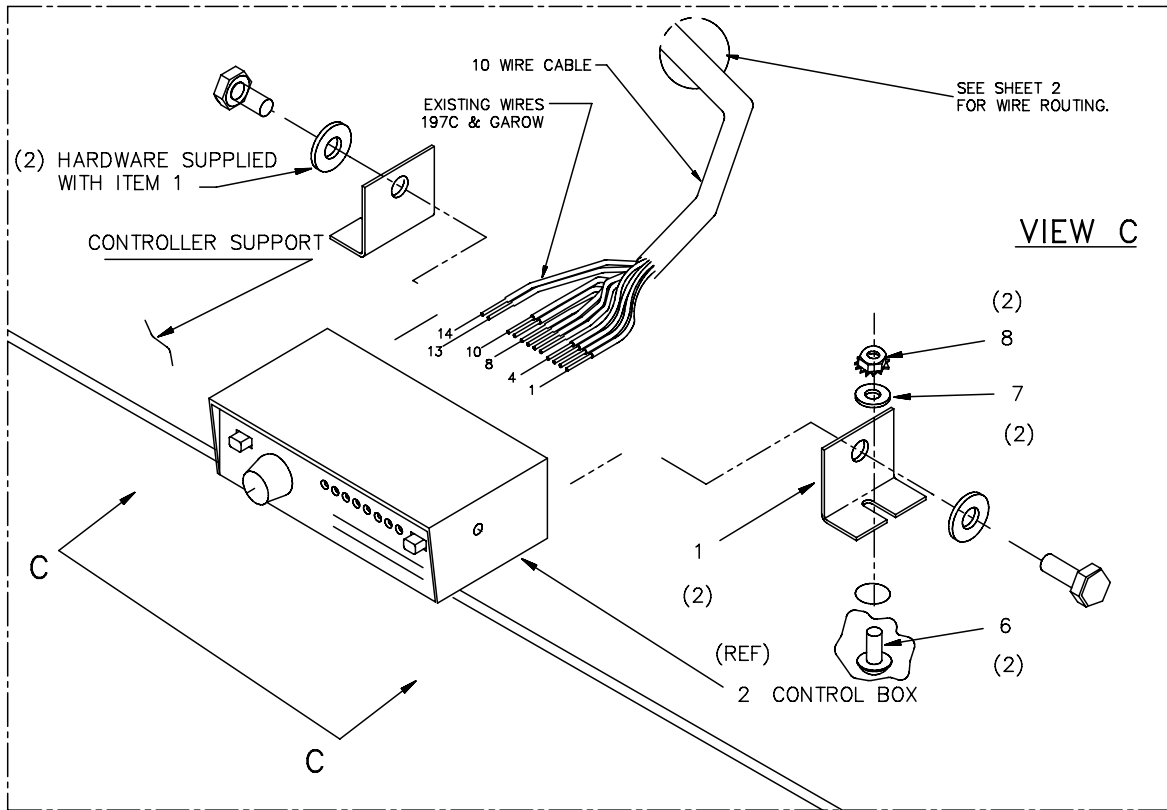
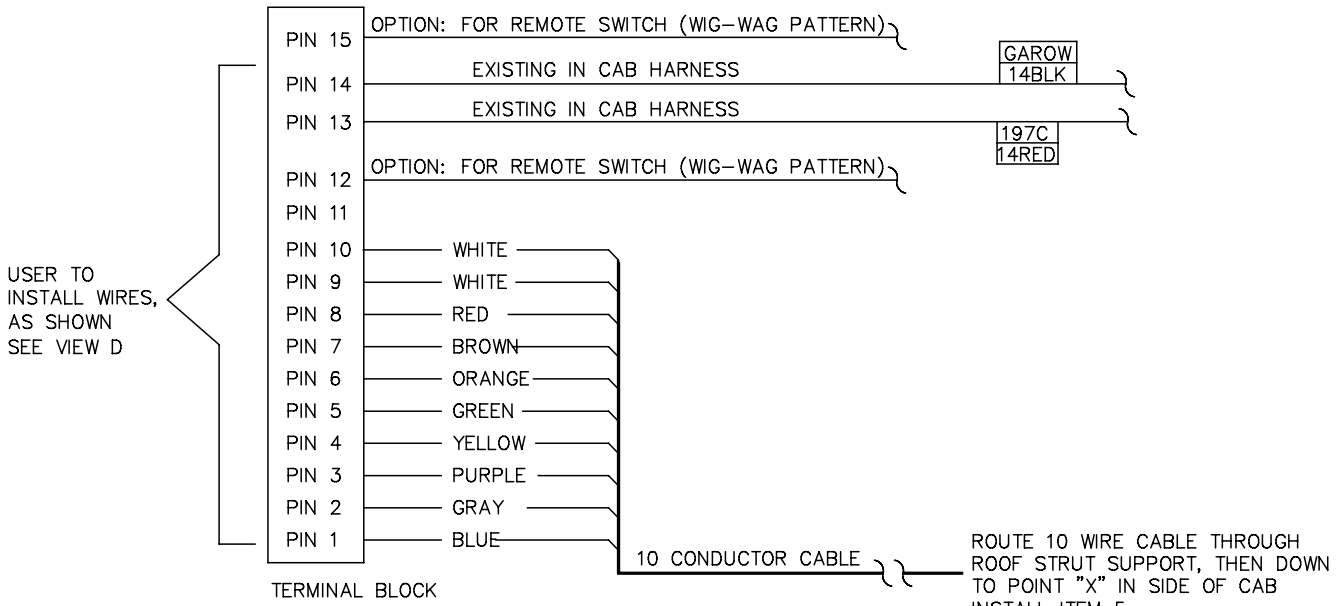
SEE NOTE 8

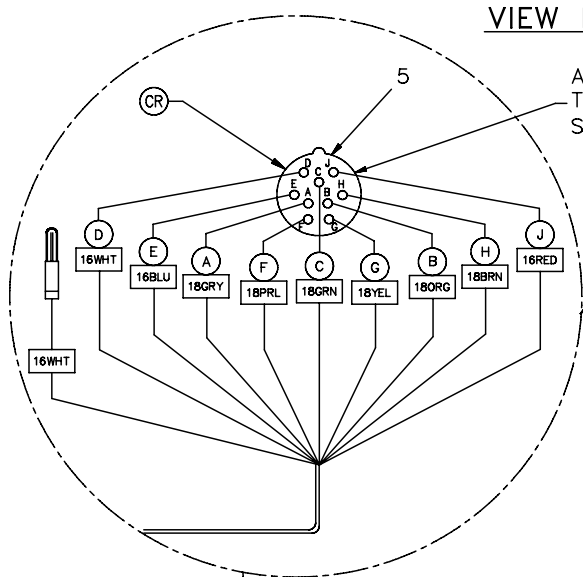


TERMINAL BLOCK
VIEW D

8. SUPPLIED MOUNTING BRACKET NOT USED.
7. LIGHTS ON CONTROL BOX WILL SHOW SAME PATTERN AS THE ARROW STICK.
6. INSTALL ITEM 5 TO 10 TEN WIRES IN CABLE. SEE SHEET 2, VIEW B. CONNECT BOTH MATING HALFS OF THE 9 PIN DEUTSCH PLUG
5. INSTALL ITEM 1 TO CONTROL BOX ITEM 2 AS SHOWN IN VIEW C ON PAGE 1 OF 3. THEN INSTALL ITEM 1 AND 2 TO CAB AS SHOWN IN VIEW C-C ON PAGE 2 OF 3.
4. INSERT LINE 197C IN CAVITY 13, AND GAROW IN CAVITY 14.
3. ROUTE THE REMAINING HALF OF THE 10 WIRE CABLE THROUGH THE ROOF STRUT SUPPORT OF CAB. CONNECT 10 WIRE CABLE TO PINS 1 THRU 10 SHOWN ABOVE. PINS 11,12 AND 15 ARE NOT USED!
2. ROUTE CABLE FROM ARROW STICK DOWN TO THE LEFT SIDE CHASSIS FRAME RAIL TO POINT "X" IN LH SIDE OF CAB.
1. INSTALL ITEM 2, 3 & 4 (ARROW STICK) ON REAR OF HOPPER PIVOT TUBE. SEE SHEET 3.

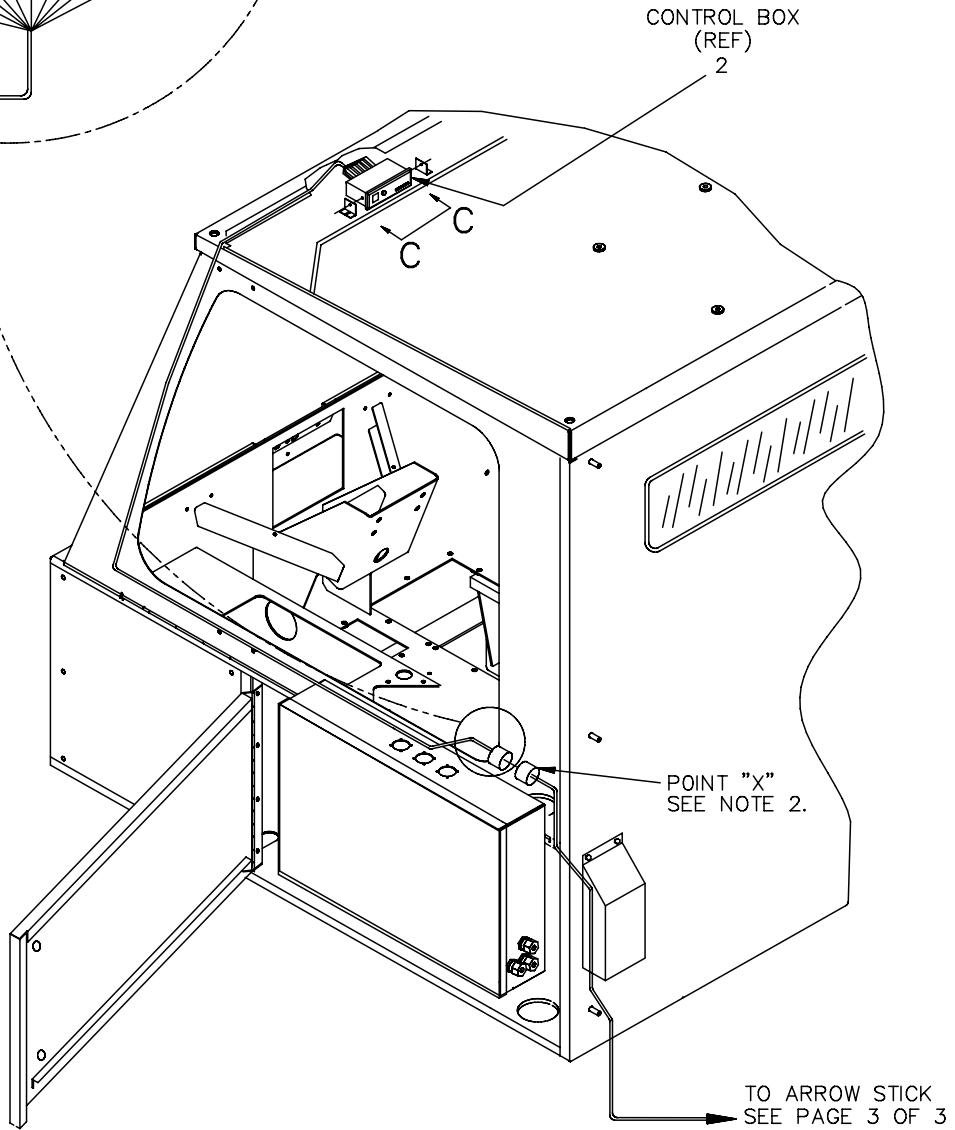
NOTES; UNLESS OTHERWISE SPECIFIED:

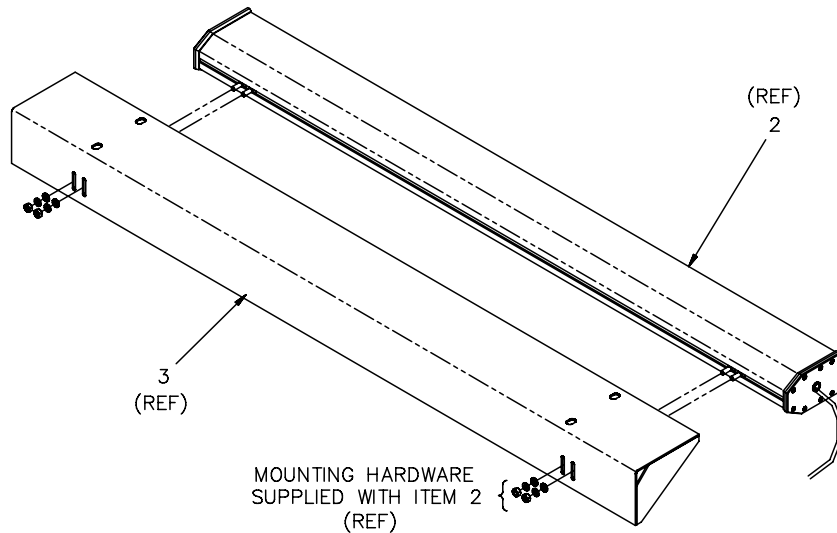
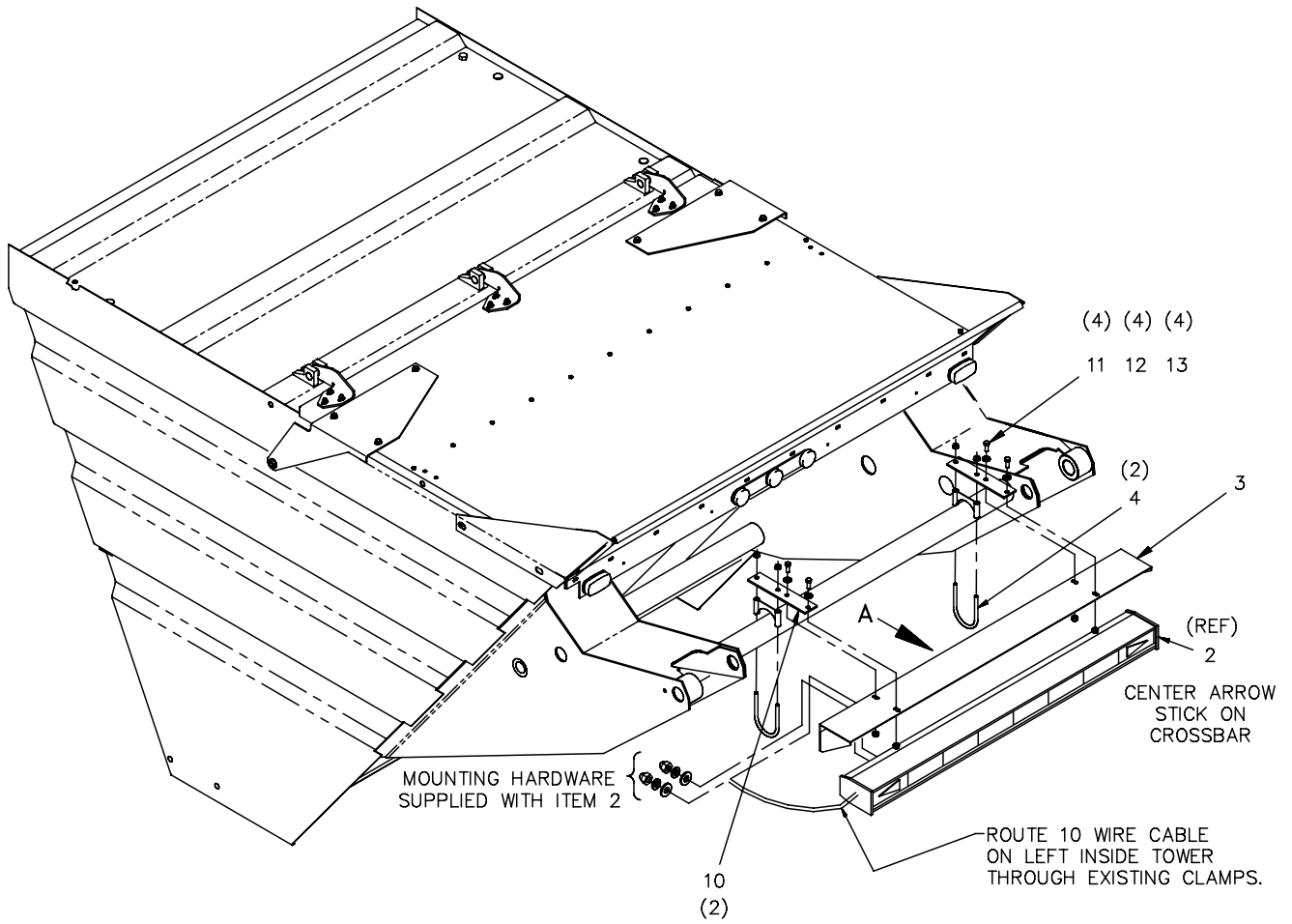




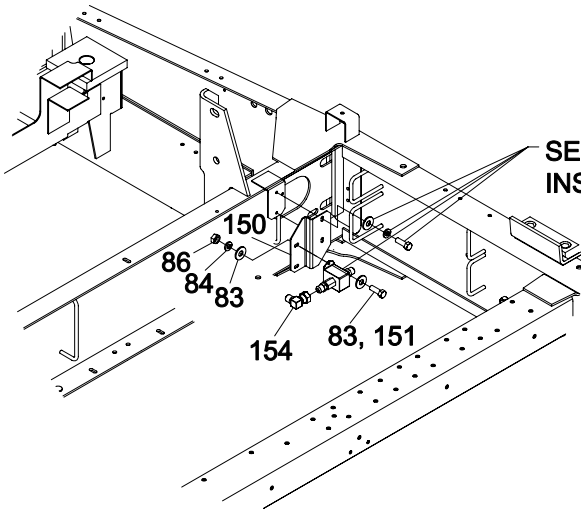
AFTER INSERTING WIRES INTO ITEM 5 CONNECT TO MATING PLUG ITEM 2 ON ARROW STICK. SEE DRAWING (322549)

CONNECTS TO MATING RECEPTACLE ITEM 5 ON ARROW STICK. SEE DRAWING (322549)

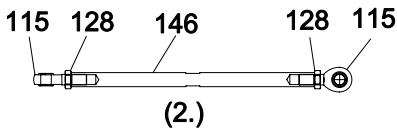
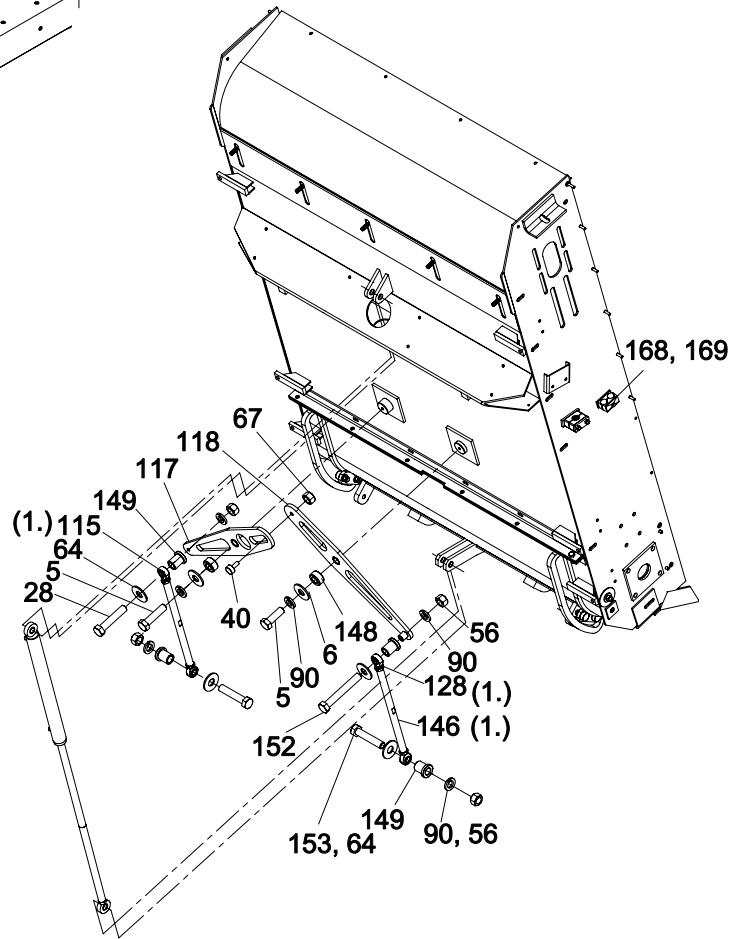




VIEW A

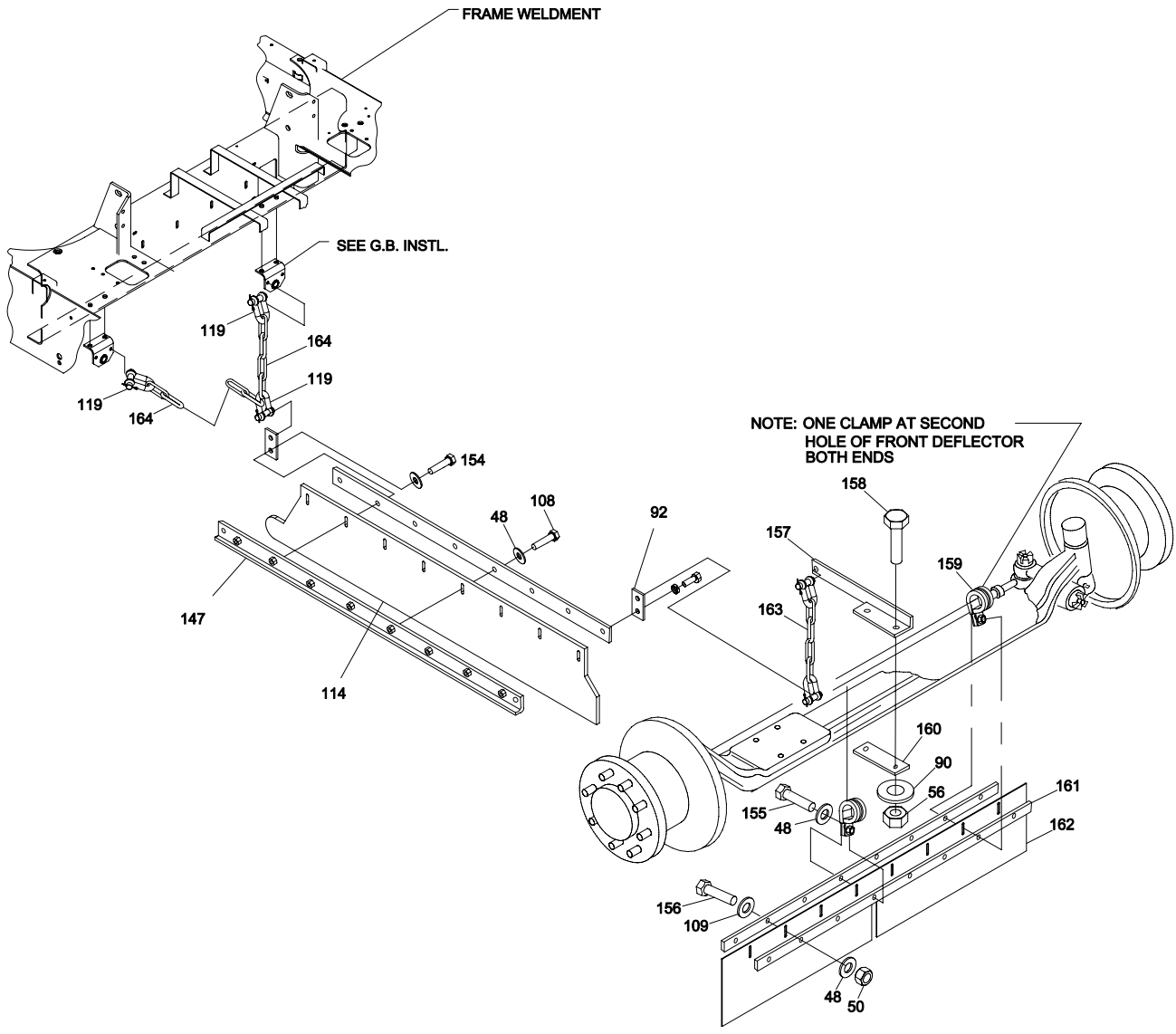


SEE - FUEL TANK
INSTALLATION.

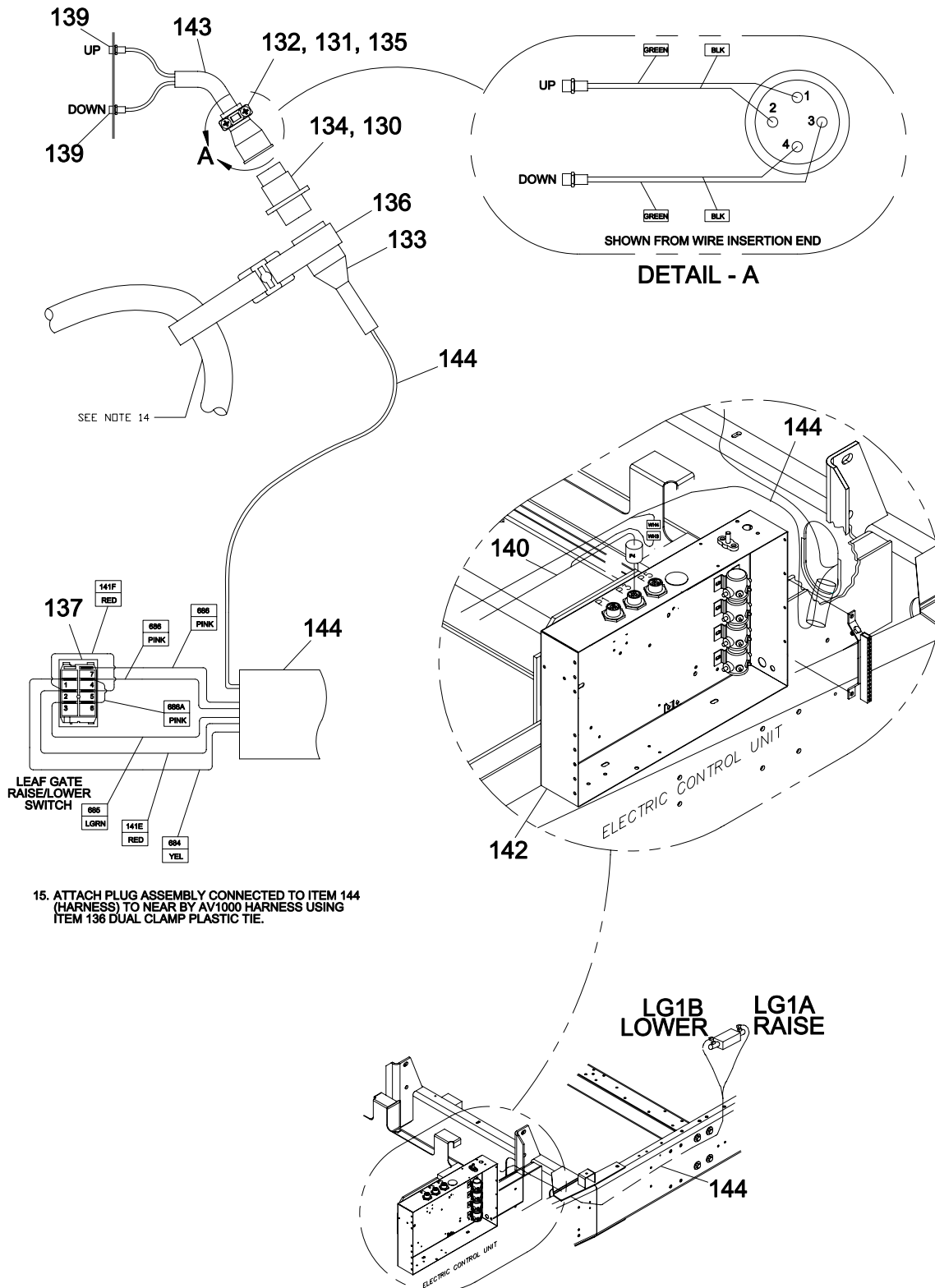


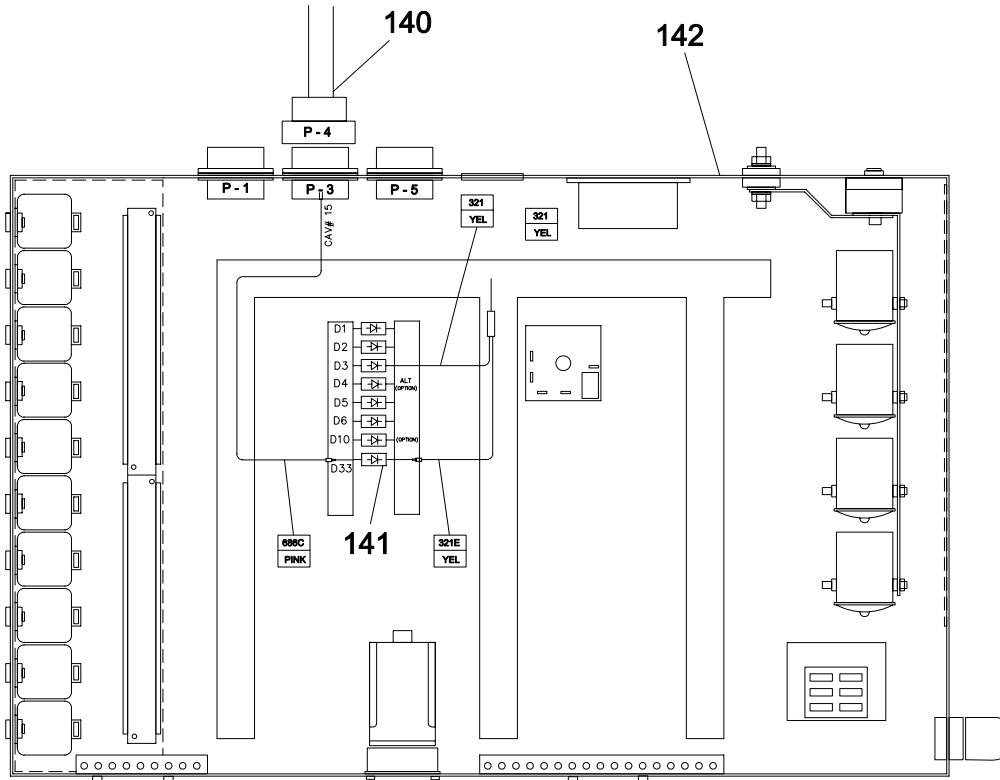
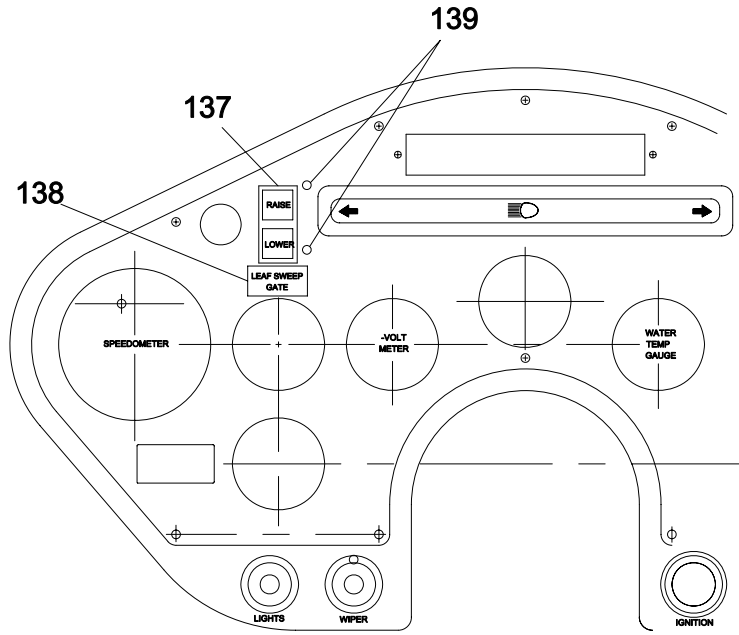
PREASSEMBLE LINKAGE

1. PREASSEMBLE ITEMS 146, 128 & 115 AND SET CENTER TO CENTER DIMENSION OF 20.8. IF ADJUSTMENT IS NEEDED ADJUST ONE SIDE ONLY. TIGHTEN JAM NUTS ITEM 128 AFTER LINKAGE IS INSTALLED AND ADJUSTED.
2. INSTALL BEARINGS (ITEM 13, & 65) WITH GREASE FITTINGS INDEXED AS SHOWN & GREASE CAP DRAIN HOLE POINTING DOWNWARD, TYPICAL (4) PLACES.



**FRONT DEFLECTOR
4 WHEEL**



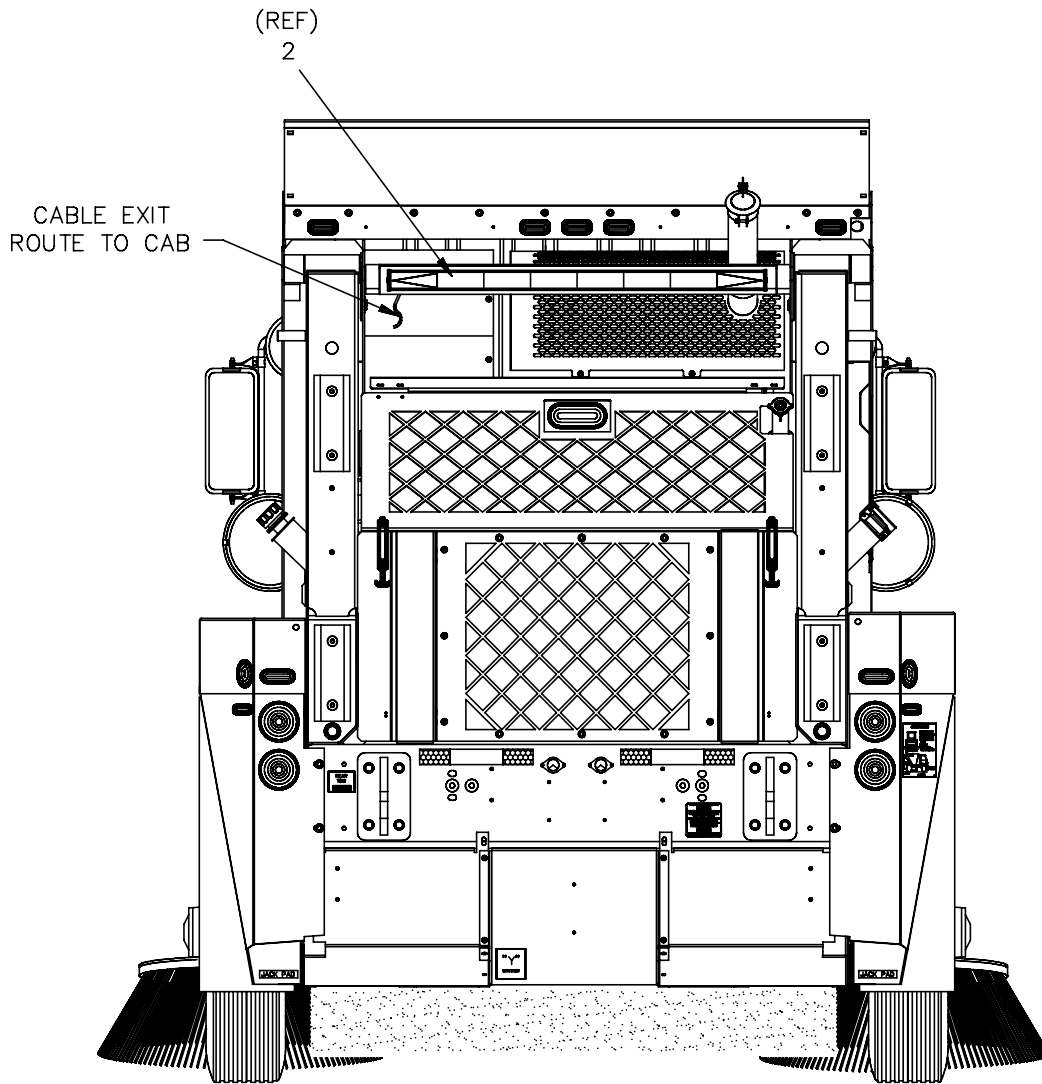
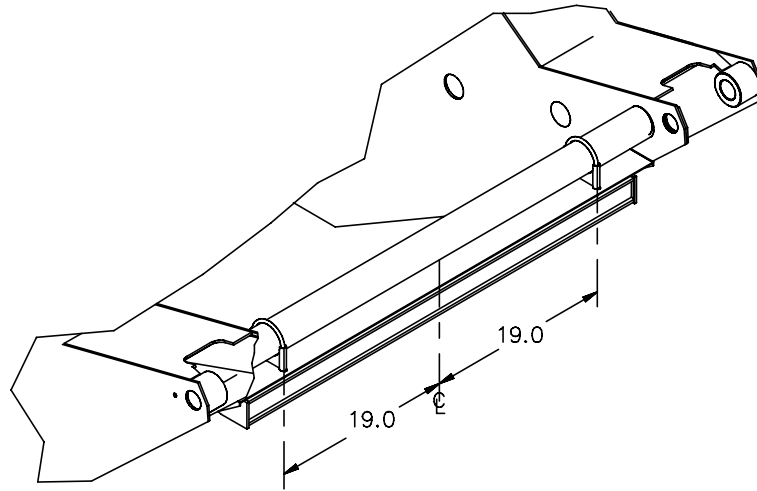


Item Pt No.	Description	Qty	Item Pt No.	Description	Qty
-	326618 Actuated Leaf Gate Instl.	*3E REF	51	326577 Plate, Retainer - Short	2
1	310590 Elev Bottom Plate Wldt	1	52	305467 Scr-Hx Hd,Plt,5/8-11X2-1/2 Gr8	12
2	326021 Weldment,Elevator Bottom	1	53	308769 Spacer	2
3	308827 Elev Side Plate Wldmt Rh	1	54	891486 Antiseize 1.00000	-
4	308826 Elev Side Plate Wldmt Lh	1	55	310904 Elev. Adj. Weldment	6
5	033151 Scr- Hx Hd 1/2-13 X 1-1/2 Gr8	26	56	030596 Nut- Plated, 1/2-13	10
6	030595 Washer Flat Uss Plated 1/2	25	57	310903 Scr-Hx Hd,1/2-13X6-1/2 Gr8	6
7	034599 Nut-Nyl Insert, Plated, 1/2-13	56	58	350577 Side Plate - Elevator	2
8	611270 Washer, 3" Od	20	59	350475 Split Sprocket - Hardfaced	-
9	381745 Elevator Belt Option 7 Flight	2	60	308612 Motor Rwk	1
10	308832 ** Elev Half Shaft Assy.	3	61	326045 Hyd Cyl,1.5 Bore X16.88 Stroke	1
11	308833 ** Elev Half Shft Assy, Motor S	1	62	325737 Adapter, Mb-Mj-4-6	1
12	350565 Bearing Bracket Weldment	2	63	326043 Clevis Pin 3/4 Dia X 2.5 Lg	2
13	313002 Elev Bearing Rework- Cap Drain	3	64	023687 Washer Flat Sae Plated 1/2	8
14	053472 Scr-Hx Hd,5/8-11X2-3/4	8	65	322453 Flanged Ball Brg. W/O Cap	1
15	038598 Nut-Nyl Insert, Plated, 5/8-11	28	66	030558 Washer Flat Uss Plated 5/8	13
16	309144 Bolt-Carr,5/8-11X2-1/2	8	67	380106 Nut-Lock,1/2-20 (Conelock)	5
17	032018 Nut- Jam Plated 3/4-10	2	68	314469 Hairpin-5/8 Dia Shaft	2
18	031505 Washer- Loc Split Pltd 3/4	4	69	322712 Tee- Mjt-6	1
19	030426 Nut- Plated, 3/4-10	6	70	325920 Hose Assy, 3/8 Id X 65 Cut	1
20	350567 Bolt Retainer Plate	4	71	323340 Hose Assy 3/8 Id X 75.0 Cut	1
21	310607 Bolt-Carr,1/2-13X2	8	72	355995 Hose Assy-3/8 Id X 148 Lg	2
22	30025501 Sprocket Shield - Machined	4	73	325878 Stack Valve Assembly	1
23	326020 Weldment,Elevator Leaf Gate	1	74	033052 Tee, Fp-Fp-Fp-4	1
24	300084 Tube-Spacer	8	75	325690 Test Port & Cap 1/8 X 1/4Mpt	1
25	300063 Defl Pad	4	76	326081 Adapter, Mp-Fjx-4-6	1
26	031433 Scr- Hx Hd Pltd 5/16-18X1 Gr8	27	77	204003 Conn, Mb-Mj-6	3
27	606999 Washer,Flat.386ld X 1.5Od,10Ga	16	78	033915 Elbow, Mj-Mp90-6-4	1
28	305400 Scr-Hx Hd,Plt,1/2-13X2-1/2 Gr8	9	79	054681 Tee, Mj-Fjx-Mj-6	1
29	317842 Cstg-Stop,Machined,Lh	1	80	326485 Adapter,Fp-Fjx-4-6	2
30	317841 Cstg-Stop,Machined,Rh	1	81	054289 Elbow, Mb-Mj90-6	1
31	609297 Washer-.53 Id X 1.5 Od,7 Ga	13	82	022921 Scr- Hx Hd Cab 1/4-20 X 2 3/4	4
32	310948 Squeegee Assy (A/L)	7	83	035605 Washer Flat Uss Plated 1/4	17
33	325947 Rubber Flap, Leaf Gate Lip	1	84	030643 Washer- Loc Split Pltd 1/4 Gr8	6
34	303103 Elev Stop Wld	4	85	030557 Washer Flat Uss Plated 3/8	17
35	030599 Nut- Plated, 3/8-16 Gr8	16	86	030703 Nut Hex 1/4-20 Unc	6
36	030605 Washer- Loc,Split,Pltd,3/8 Gr8	23	87	310238 Elev Pivot Weldment - Lh	1
37	034423 Scr-Hx Hd,3/8-16X1 Gr8	14	88	310239 Elev Pivot Weldment - Rh	1
38	326516 Extension, Cylinder Rod	1	89	204618 Cap-Pivot	2
39	302578 Dirt Defl.Shoe L.H.	1	90	030592 Washer- Loc, Splt Pltd 1/2 Gr8	10
40	325954 Roller, Leaf Gate 1-1/4" Dia	5	91	030636 Scr- Hx Hd Pltd 1/2-13 X 1	4
41	300026 Arch Weldment - Elevator	1	93	300769 Cntr Bonded Mount	2
42	300024 Angle Hyd Mtr Mtg	1	94	303265 Nut-Esna, Plated, 3/4-10	2
43	041847 Scr-Hx Hd,Plt,1/2-13X1-3/4 Gr8	4	95	023559 Nut- Loc Nyl Insert PI 5/16-18	4
44	309645 Lock Collar	2	96	034800 Scr-Hx Hd,Plt,5/16-18X5/8 Gr8	4
45	309659 Scr-Hx Hd,7/16-20X4 Gr8	2	97	323562 Plate, Blank	1
46	309660 Nut-Lock,7/16-20 Gr C	2	98	030420 Nut- Plated, 5/8-11	4
47	030287 Zerk, Tapered 1/8 Npt (#1610)	2	99	326595 Lower Elev Shield Seal Wldmt	1
48	030373 Washer- Loc Split Plt 5/16 Gr8	29	100	326520 Tee, Mj-Mb-Mj-6	2
49	302579 Dirt Defl.Shoe R.H.	1	101	034423 Scr-Hx Hd,3/8-16X1 Gr8	5
50	030617 Nut- Plated 5/16-18	25			



Item Pt No.	Description	Qty	Item Pt No.	Description	Qty		
102	609606	Washer Flat Sae Plated 1/4	5	166	326585	Extension Bracket Weldment-Rh	1
103	651420	Washer Flat Sae 5/16 Id	2	167	030483	Scr- Hxhd Pltd 5/16-18X3/4 Gr8	4
104	323028	Seal, Hopper Bottom	1	168	082383	Body, Hose Clamp, Double, 1" O.D.	1
105	897060	Tape, High Tack - 3M 950 1-1/2	-	169	082384	Plate, Hose Clamp, Top, Group "3D"	1
106	323302	Support, Elevator Shield	2				
107	326567	Rubber Flap - End	2				
109	030489	Washer Flat Uss Plated 5/16	26				
110	325672	Rubber Seal, Elev Side	2				
111	325671	Seal Support,Elev Side Seal-Rh	1				
112	325670	Seal Support,Elev Side Seal-Lh	1				
113	030517	Washer Flat Uss Plated 3/4	2				
115	380989	Bearing-Rod End, 3/4-16 Male	5				
116	326954	Bracket, Center Deflector	1				
117	326776	Arm Assembly - Front	1				
118	326775	Arm Assembly - Rear	1				
119	317578	Shackle,1/4, W/ 5/16 Round Pin	2				
120	326614	Deflector, Center - Rubber	1				
121	319544	Pivot Bracket Weldment	1				
122	326274	Plate-Backing	1				
123	326956	Plate-Bent, Deflector	1				
124	033139	Scr- Hxhd Plt 3/8-16X1-1/4 Gr8	6				
125	031343	Scr-Hx Hd,1/4-20X1-1/4 Gr8	5				
126	038896	Nut-Lock,1/4-20 (Conelock)	5				
127	326476	Switch, Adjustable Pressure	2				
128	301521	Jam Nut 3/4-16	5				
129	325817	Plate, Mtg-Leaf Gate Manifold	1				
130	326469	Amp Receptacle	-				
131	326470	Amp Plug	-				
132	326471	Clamp, Amp Cable	-				
133	326472	Boot, Amp Flexible Cable	-				
134	326473	Pin, Amp - Awg 18-16	-				
135	326474	Socket, Amp - Awg 24-20	-				
136	326475	Tie, Dual Clamp	-				
137	317366	Switch Rocker Raise/Lower	-				
138	325713	Decal,Leaf Sweep Gate	-				
139	326205	Led Panel Light, Green/Red	-				
140	325712	Harness "P4-Front"	-				
141	323602	Diode 35A	-				
142	325715	Ecu-Box Wiring Rework	-				
143	896749	Slit Flex Tube .25 (Eft)	-				
144	325709	Harness "Leafgate"	-				
145	325951	Plate, Retainer	1				
146	326746	Rod, Connecting - Leaf Gate	2				
148	326717	Pin,Pivot	2				
149	326747	Bushing,Flange	4				
150	326772	Bracket, Fuel Pump	1				
151	033145	Scr- Hx Hd Pltd 1/4-20X3/4 Gr8	2				
152	033232	Scr-Hx Hd Cap,1/2-13X3-1/2 Pl	1				
153	18004-43	Scr-Hx Hd,1/2-13X2-3/4 Plt,Gr8	2				
165	326584	Extension Bracket Weldment-Lh	1				

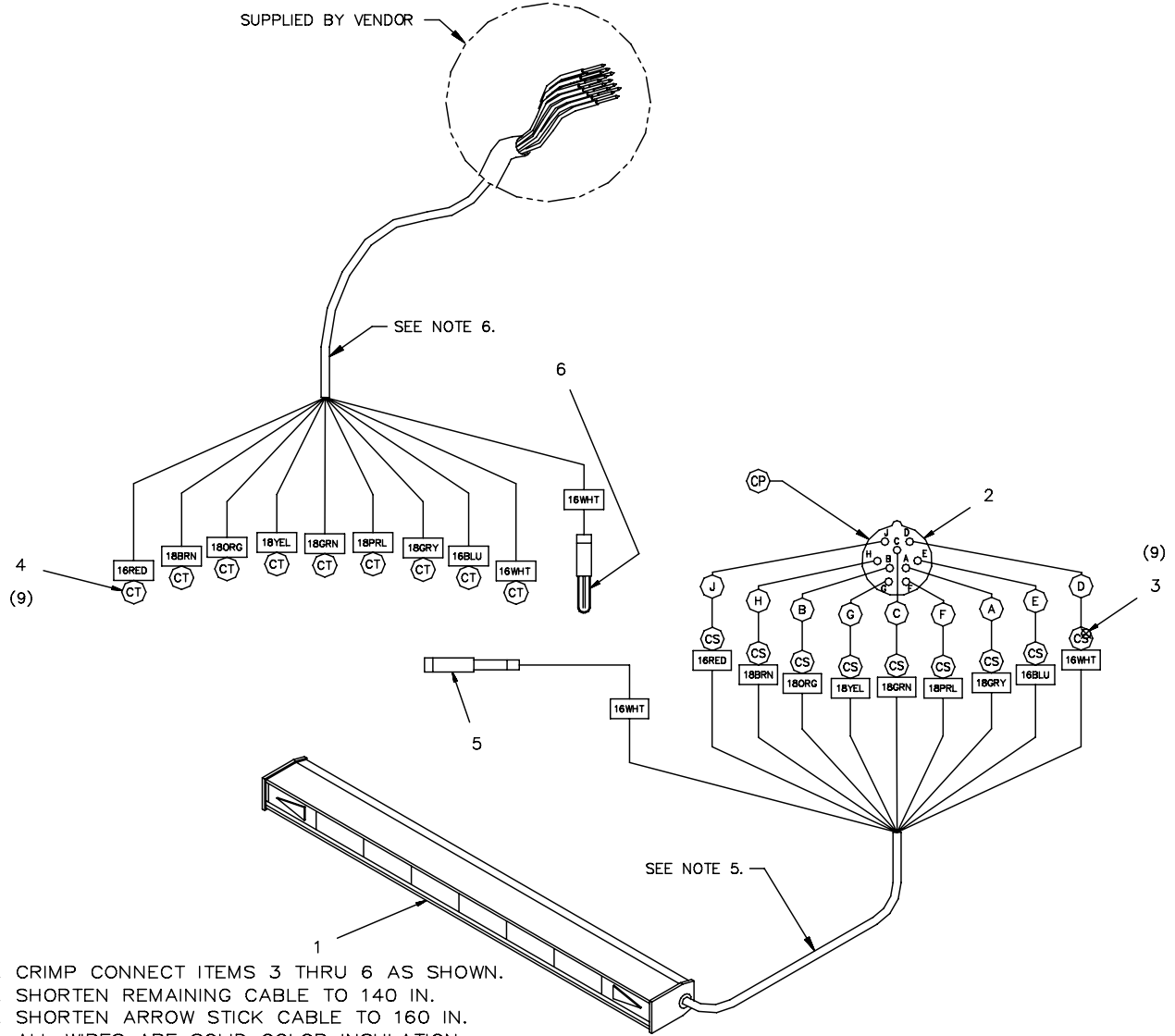
This page intentionally left blank



REAR VIEW

Item Pt No.	Description	Qty		
- 325206	Arrow Stick (Halogen) Instl.	C	REF	
1	325168	Bracket, Controller Mounting	2	
2	322549	Arrow Stick- Halogen, Rework	1	
3	320809	L Bracket Support Widmt	1	
4	312504	Clamp, Exhaust, 3" Dia	2	
5	307901	Plug 9-Way (Cr)	1	
6	325138	Scr Typ A #10X5/8 Ovl W/Cs Was	2	
7	316585	Nut-Clip On, Type U, 10-24	2	
9	381860	Instl & Operation Instructions	1	
10	326202	Bracket,Mounting-Arrow Stick	2	
11	034423	Scr-Hx Hd,3/8-16X1 Gr8	4	
12	030557	Washer Flat Uss Plated 3/8	4	
13	023885	Nut- Loc Nyl Insert Plt 3/8-16	4	

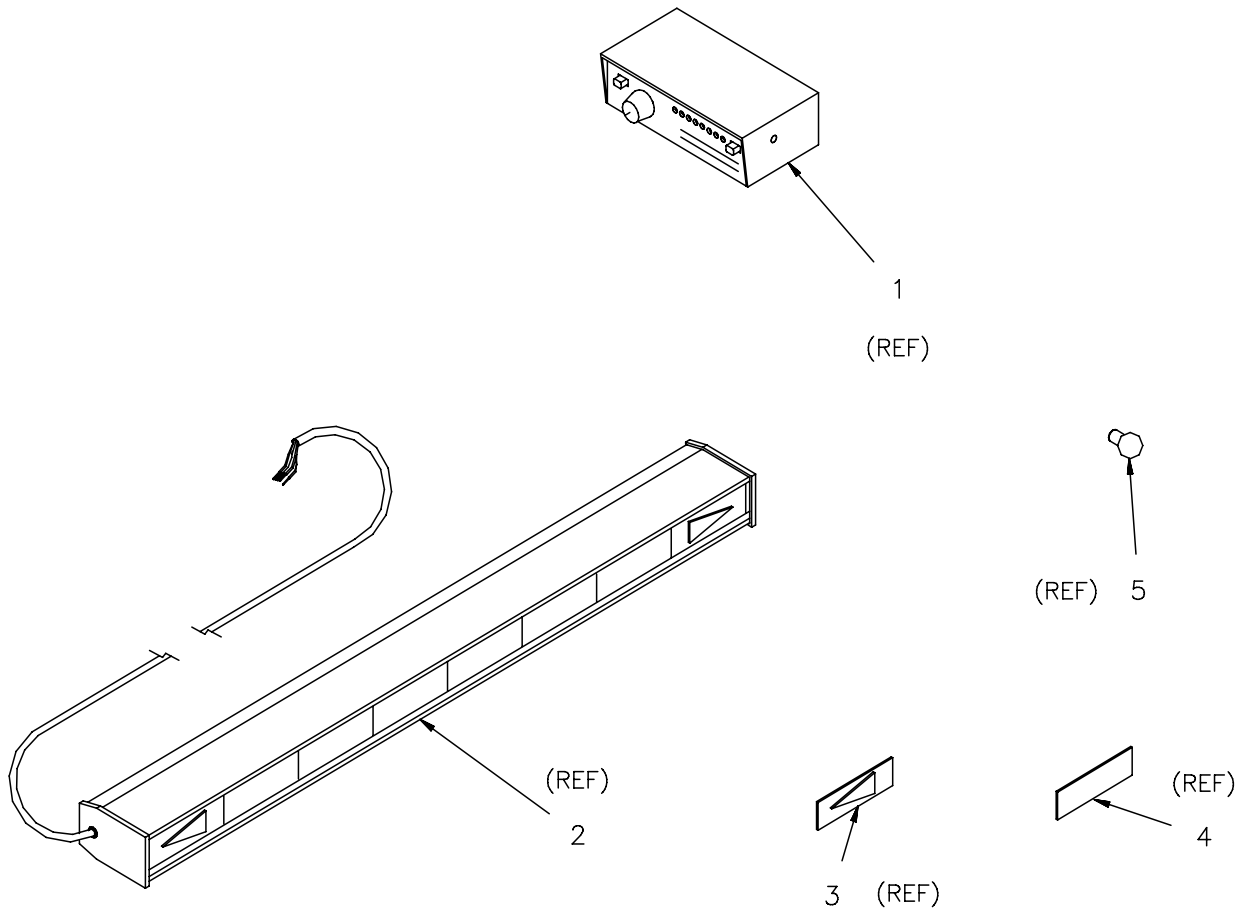
Item Pt No.	Description	Qty
--------------------	--------------------	------------



- 7. CRIMP CONNECT ITEMS 3 THRU 6 AS SHOWN.
- 6. SHORTEN REMAINING CABLE TO 140 IN.
- 5. SHORTEN ARROW STICK CABLE TO 160 IN.
- 4. ALL WIRES ARE SOLID COLOR INSULATION.
- 3. ALL WIRES ARE 18GA. UNLESS OTHERWISE SPECIFIED.
- 2. ITEM 2 SHOWN FROM INSERTION SIDE.
- 1. MANUFACTURE PER ENGINEERING SPECIFICATION ES053.

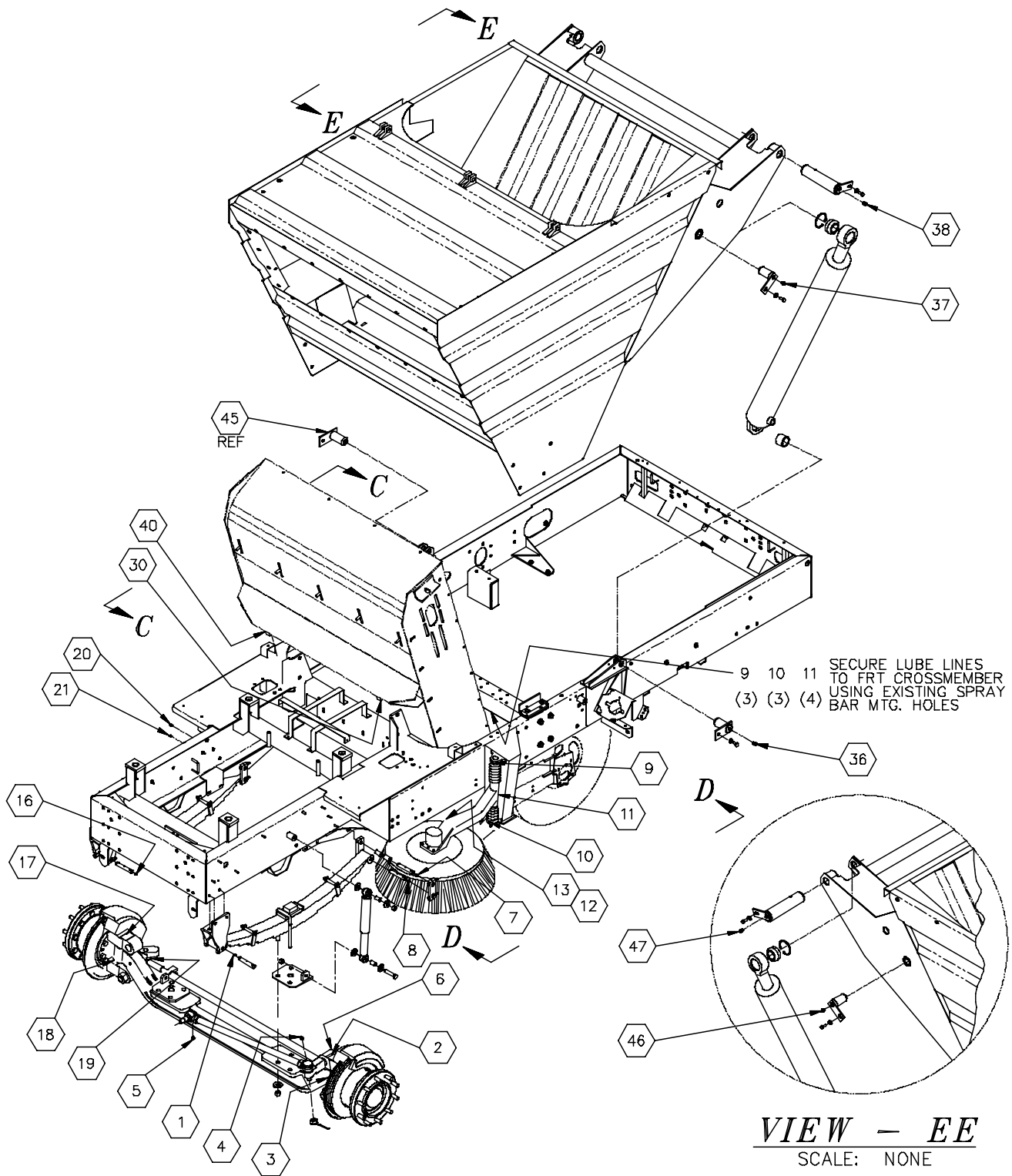
Item	Pt No.	Description	Qty	Item	Pt No.	Description	Qty
-	322549	Arrow Stick Assy- Halogen	A Ref	4	307902	Pin Contact (Ct)	9
1	322544	Arrow Stick 3035h- Halogen	1	5	352456	Permaseal Term,Bullet,16-14	1
2	307896	Receptacle - 9 Way	1	6	352445	Permaseal Term (W/D) Bullet	1
3	307897	Socket Contact	9				

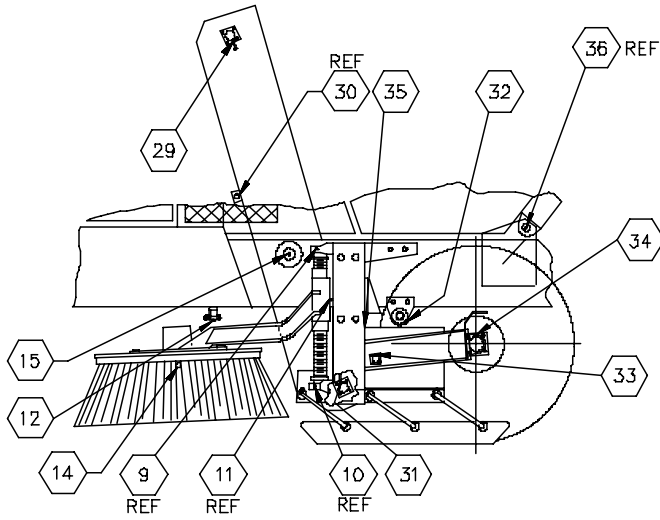




Item	Pt No.	Description	Qty	Item	Pt No.	Description	Qty
-	322544	Arrow Stick 3035H- Halogen	B Ref				
1	381513	Control Box	0				
2	381515	Light Bar- Halogen	0				
3	381518	Lens- Amber, Arrow	0				
4	381517	Lens- Amber, Solid	0				
5	381516	Flash Tube	0				

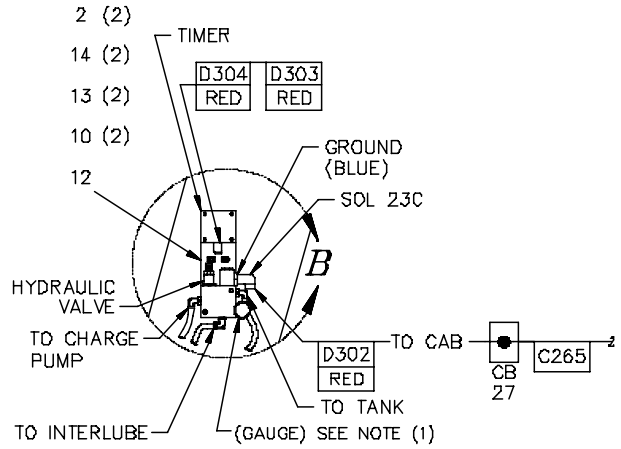
This page intentionally left blank



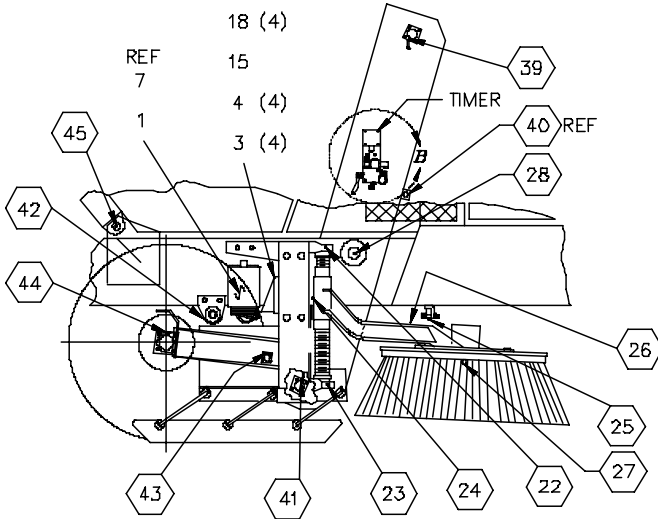


VIEW - DD

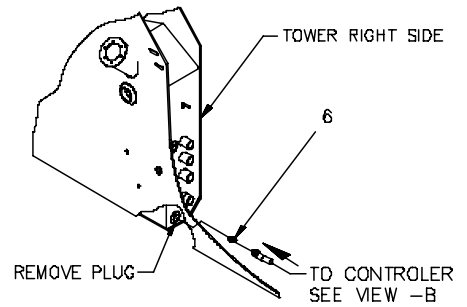
SCALE: NONE



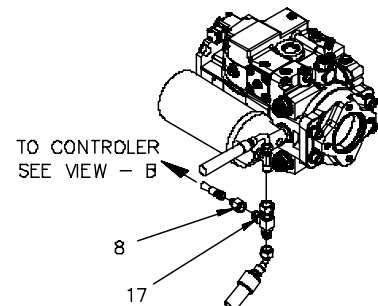
VIEW - B



VIEW - CC



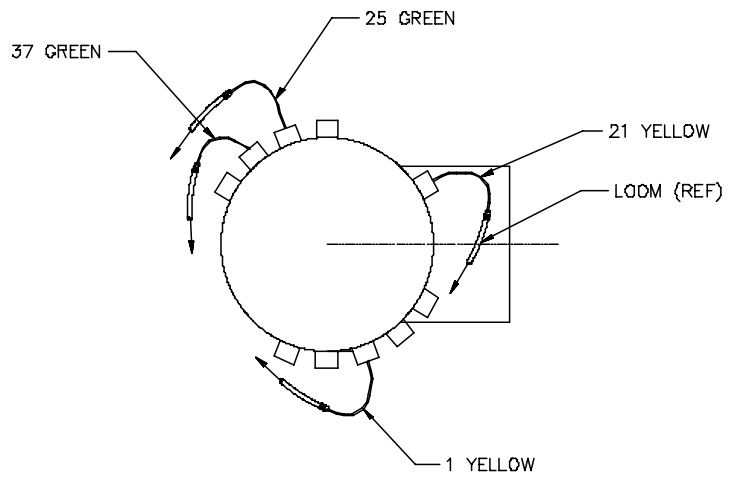
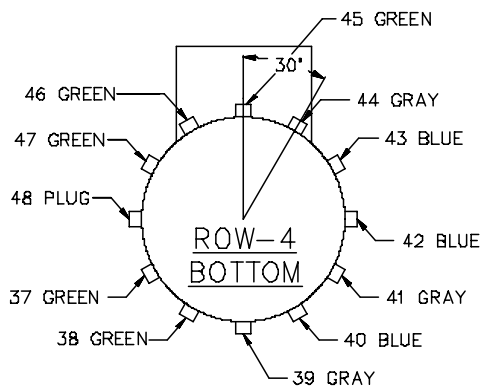
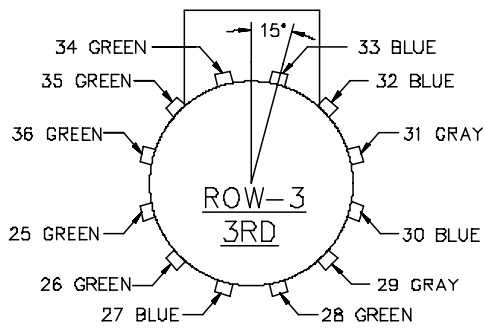
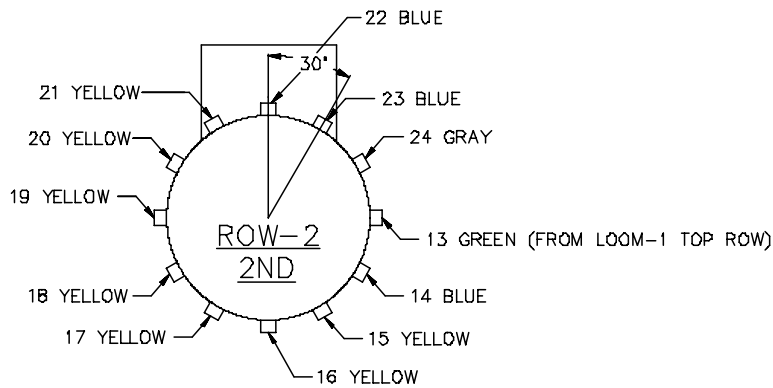
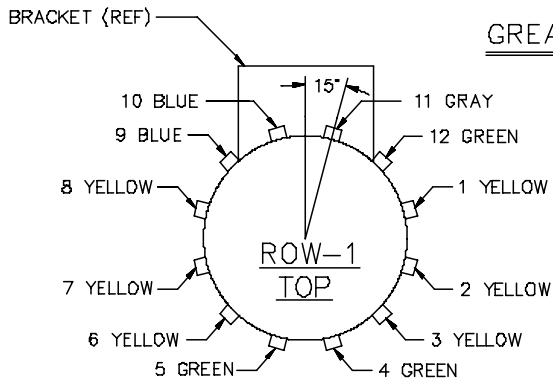
R.H. HYD. TANK
SCALE: NONE



CHARGE PUMP

- 2) ATTACH (1) ITEM 16 TO THE INTERLUBE RESERVOIR AND (1) ITEM 16 TO THE STEERING WHEEL.
- 1) SET SYSTEM FOR 130 PSI, THEN REMOVE GAUGE AND INSTALL 1/8 NPT PLUG.

GREASE FITTING TO CANISTER MTG BRACKET CLOCKING

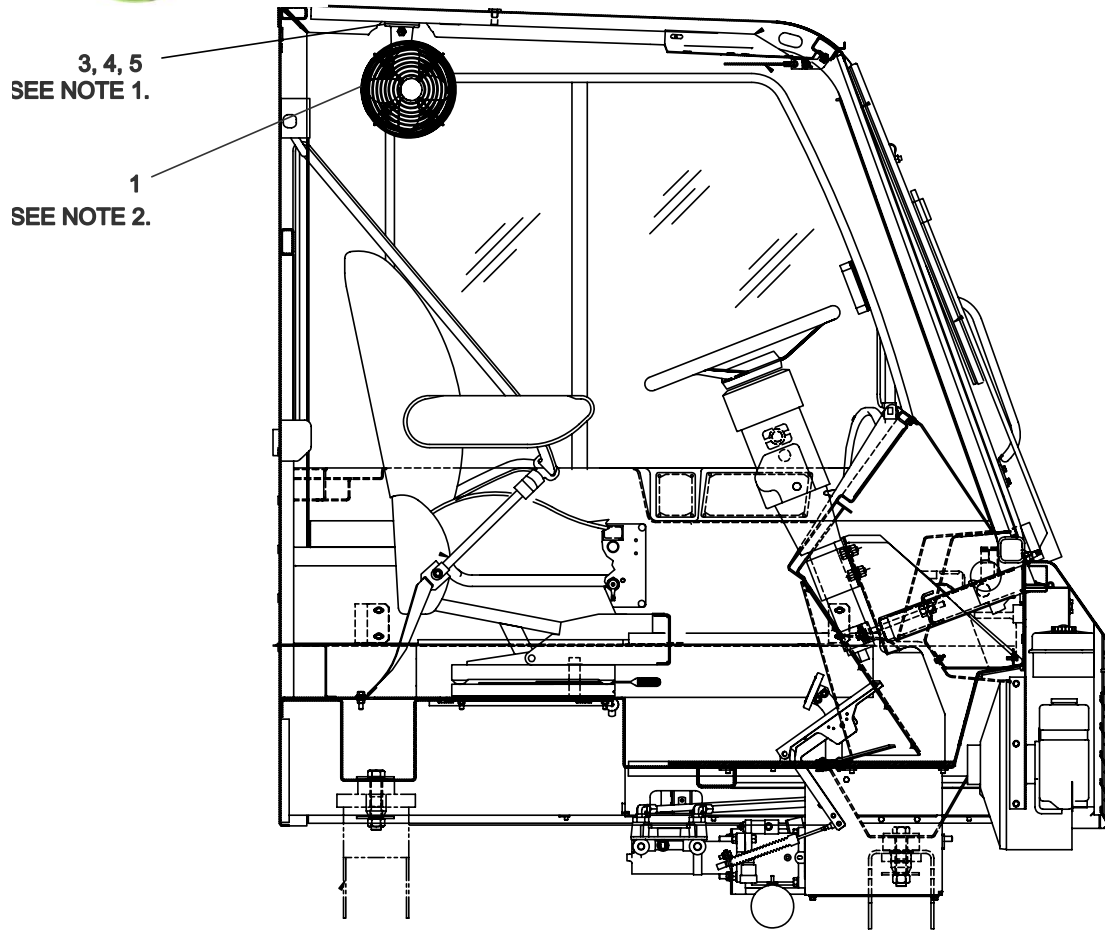


TOP VIEW OF INTERLUBE

NO.	DESCRIPTION	FITTING	INJECTOR COLOR
1	LT. FRONT SPRING PIN	SM. ELBOW	YELLOW
2	LT. TOP K-PIN	LG. ELBOW	YELLOW
3	LT. BOTTOM K-PIN	LG. ELBOW	YELLOW
4	LT. DRAG BAR (OUTSIDE)	SM. ELBOW	GREEN
5	LT. DRAG BAR (INNER)	SM. ELBOW	GREEN
6	LT. TIE ROD	SM. ELBOW	YELLOW
7	LT. TOP SHACKLE	SM. ELBOW	YELLOW
8	LT. BOTTOM SHACKLE	SM. ELBOW	YELLOW
9	LT. TOP GUTTER BRM	SM. ELBOW	BLUE
10	LT. BOTTOM GUTTER BRM	SM. ELBOW	BLUE
11	LT. GUTTER BROOM PIVOT	SM. ELBOW	GRAY
12	LT. TOP GUTTER BROOM SHOCK	SM. ELBOW	GREEN
13	LT. BOTTOM GUTTER BRM SHOCK	SM. STRAIGHT	GREEN
14	LT. GUTTER BROOM BEARING	SM. STRAIGHT	BLUE
15	LT. CABLE ROLLER	SM. ELBOW	GREEN
16	RT. FRONT SPRING PIN	LG. ELBOW	YELLOW
17	RT. TOP KING PIN	LG. ELBOW	YELLOW
18	RT. BOTTOM KING PIN	LG. ELBOW	YELLOW
19	RT. TIE ROD	LG. ELBOW	YELLOW
20	RT. TOP SHACKLE	SM. ELBOW	YELLOW
21	RT. BOTTOM SHACKLE	SM. ELBOW	YELLOW
22	RT. TOP GUTTER BROOM	LG. ELBOW	BLUE
23	RT. BOTTOM GUTTER BROOM	SM.ELBOW	BLUE
24	RT. GUTTER BROOM PIVOT	SM. ELBOW	GRAY
25	RT. TOP GUTTER BROOM SHOCK	SM. ELBOW	GREEN
26	RT. BOTTOM BROOM SHOCK	SM. STRAIGHT	GREEN
27	RT. GUTTER BROOM BEARING	SM. ELBOW	BLUE
28	RT. CABLE PULLEY	SM. ELBOW	GREEN
29	LT. UPPER ELEVATOR	LG. ELBOW	GRAY
30	LT. ELEVATOR PIVOT	LG. STRAIGHT	BLUE
31	LT. LOWER ELEVATOR	LG. ELBOW	GRAY
32	LT. MAIN BROOM SHAFT PIVOT	LG. ELBOW	BLUE
33	LT. MAIN BROOM PIVOT	SM. STRAIGHT	BLUE
34	LT. MAIN BROOM MOTOR PIVOT	SM. ELBOW	GREEN
35	LT. MAIN BROOM TENSION ADJ	SM. STRAIGHT	GREEN
36	LT. LIFT BOX CYL. END	LG. ELBOW	GREEN
37	LT. LIFT BOX CYL. RAM	LG. ELBOW	GREEN
38	LT. LIFT BOX PIVOT	LG. ELBOW	GREEN
39	RT. UPPER ELEVATOR	LG. ELBOW	GRAY
40	RT. ELEVATOR PIVOT	LG. STRAIGHT	BLUE
41	RT. LOWER ELEVATOR	LG. ELBOW	GRAY
42	RT. MAIN BROOM SHAFT PIVOT	LG. ELBOW	BLUE
43	RT. MAIN BROOM PIVOT	SM. ELBOW	BLUE
44	RT. MAIN BROOM BEARING	LG. ELBOW	GRAY
45	RT. BOX LIFT CYL. END	LG. ELBOW	GREEN
46	RT. BOX LIFT CYL. RAM	LG. ELBOW	GREEN
47	RT. BOX LIFT PIVOT	LG. ELBOW	GREEN
48	BLANK	BLANK	PLUG

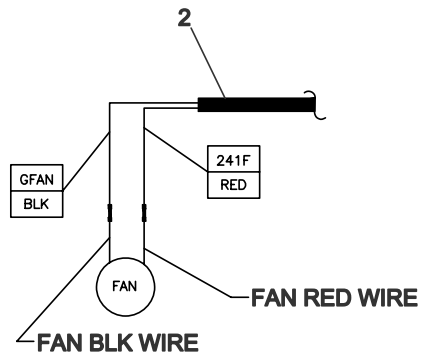
Item	Pt No.	Description	Qty	Item	Pt No.	Description	Qty
-	310689	Autolube System Installation	N Ref	2	310692	Scr. #6-32 X 5/8 Rnd Hd	2
1	310623	Interlube Kit	H 1	3	031343	Scr-Hx Hd,1/4-20x1-1/4 Gr8	4
	395401	Box Timer Autolube - Midwest	1	4	030643	Washer- Loc Split Pltd 1/4 Gr8	4
	310793	Pump Assy. - Xgs	1	5	897052	Grease, 76 Unoba Ep, Grade 00	0
	310794	Controller - Xgs	1	6	326291	Adapter, Mj-Mp-4-8	1
	310795	Tubing-5/32 Primed	10	7	311568	Plug	1
	310797	Tubing 5/32 (25 Ft)	1	8	501979	Reducer 3/8 X 1/4	1
	310799	Blue Injector	17	9	026619	Scr-Hx Hd,3/8-16x2,F/T Gr8	3
	310800	Orange Injector	12	10	030605	Washer- Loc,Split,Pltd,3/8 Gr8	5
	310801	Green Injector	18	11	317562	Hose Clamp-3/4 Id	4
	310802	Solenoid Valve	1	12	318973	Bracket- Mounting Interlube	1
	395028	1/8 Npt Straight	2	13	039809	Scr-Hx Hd,Pltd,3/8-16x7/8 Gr8	2
	395027	1/4-28 Straight	8	14	030557	Washer Flat Uss Plated 3/8	2
	395025	Elbow 1/8 Npt (Autolube)	20	15	317549	Bracket-Interlube	1
	395026	1/4-28 Elbow	20	16	322455	Tag- Attention, Autolube Sys	2
	395024	Union	1	17	054681	Tee, Mj-Fjx-Mj-6	1
	204296	Elbow Swivel 90	1	18	609606	Washer Flat Sae Plated 1/4	4
				-	324315	Owners Manual Xgs Lub System	1
	395075	Timer (Use 310794)	1				
	395142	Reservoir W/Lid	1				
	395143	Front Cover, Pump	1				
	395146	Lube Injector, 0.06 CC	1				
	395167	Collar, Gray, 5/32	1				
	395172	Auto Lube Gauge	1				
	030643	Washer- Loc Split Pltd 1/4 Gr8	0				
	031343	Scr-Hx Hd,1/4-20x1-1/4 Gr8	0				
	310692	Scr. #6-32 X 5/8 Rnd Hd	0				
	317820	Flap-Interlube Cover	0				
	608881	Cable Tie	0				
	311568	Plug	0				
	324317	Hose Assy-3/16 Id X 38" Lg	0				
	324316	Harness With Numbers	0				
	324314	Black Tape, Roll	0				
	324315	Owners Manual Xgs Lub System	0				
	324318	Hose Assy-3/16 Id X 105" Lg	0				
	324319	Hose Assy-1/4 Id X 102" Lg	0				
	324321	Elbow, Push On	0				
	350802	Elbow Mj-Mp45-4	0				
	056111	Elbow Mb-Mj90-4	0				





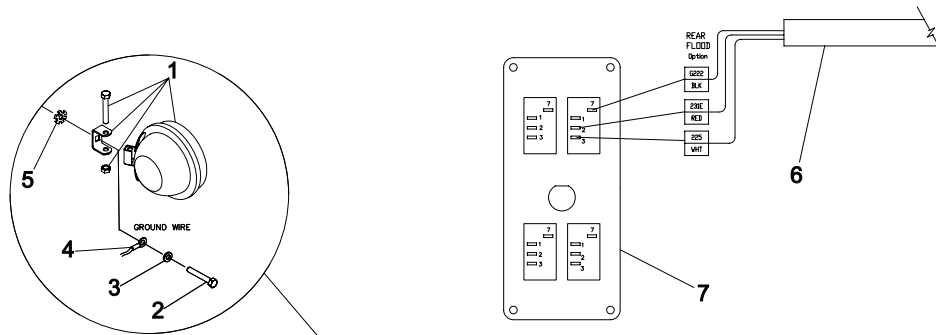
3, 4, 5
SEE NOTE 1.

1
SEE NOTE 2.

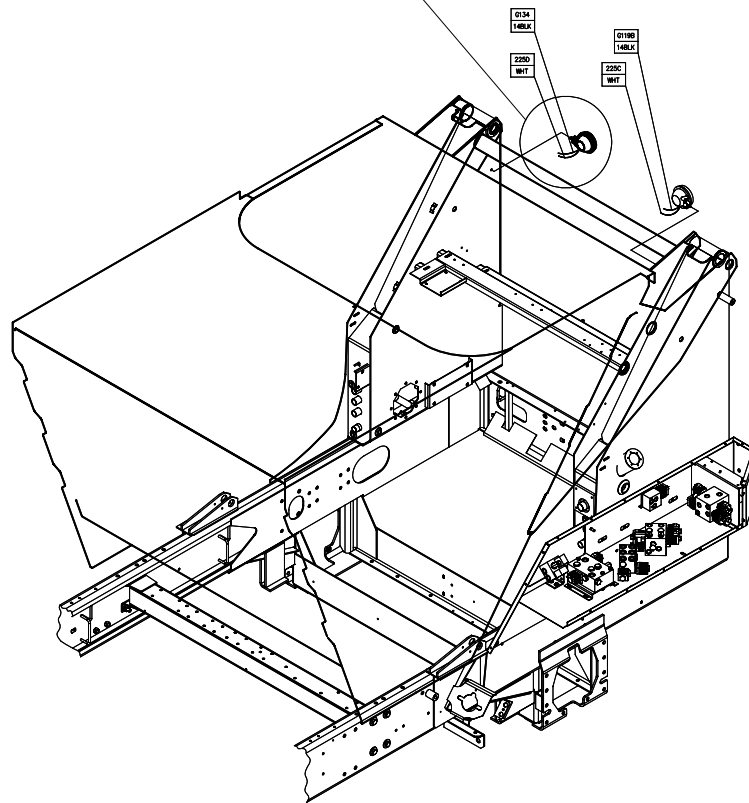


1. MAKE CUT IN UPHOLSTERY FOR ITEM 3. TO PENETRATE THRU.
2. INSTALL USING SUPPLIED HARDWARE

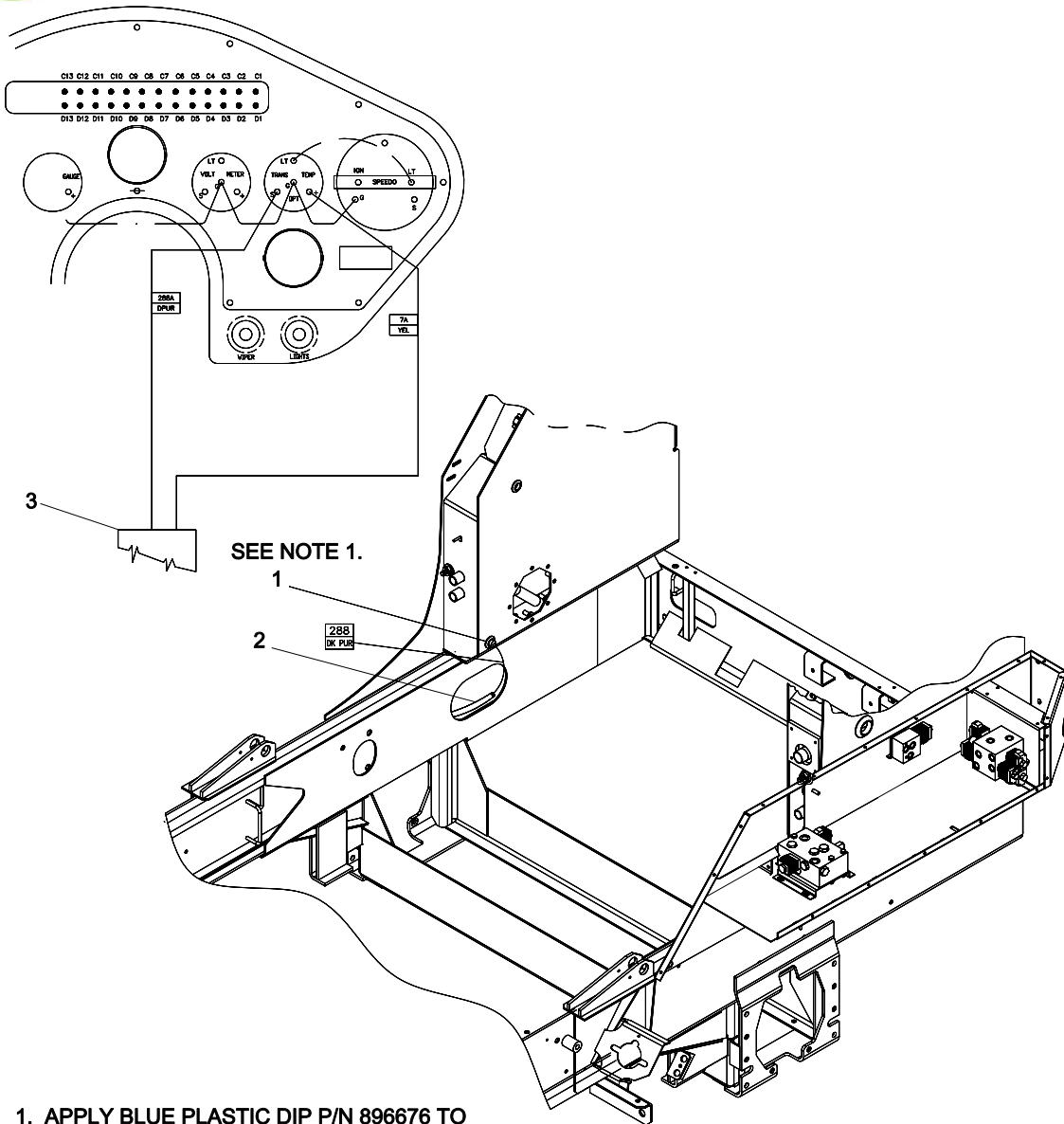
Item Pt No.	Description	Qty
- 319142	Fan Option - Cab	*B REF
1	352774 Fan, Cab, 12VDC	1
2	324869 Harness Cab INSTL	-
3	320944 Remote Fan Mount Weldment	1
4	030643 Washer, Lock 1/4" (Gr.8YZ)	2
5	032094 Scr, Pan Hd Slot 1/4"-20x3/4" (ZP)	2



REAR VIEW
LIGHT PANEL ASSY



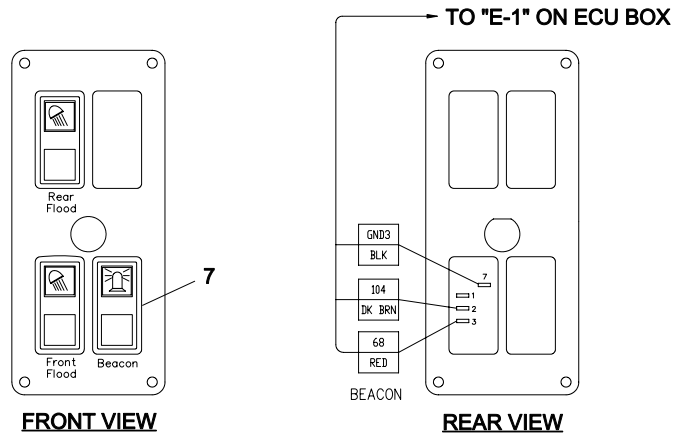
Item Pt No.	Description	Qty	Item Pt No.	Description	Qty
-	316607 Floodlight Option, Rear-Dual *B REF				
1	038825 Spotlight 12V	2			
2	031434 Scr- Hx Hd Pltd 5/16-18X1-1/4	2			
3	035605 Washer Flat Uss Plated 1/4	2			
4	323654 Harness "Bk1-Rear"	-			
5	023805 Washer-Ext Tooth,5/16	2			
6	324330 Harness Light Sw Panel Assy	-			
7	324641 Panel Assy - Light Switch	-			



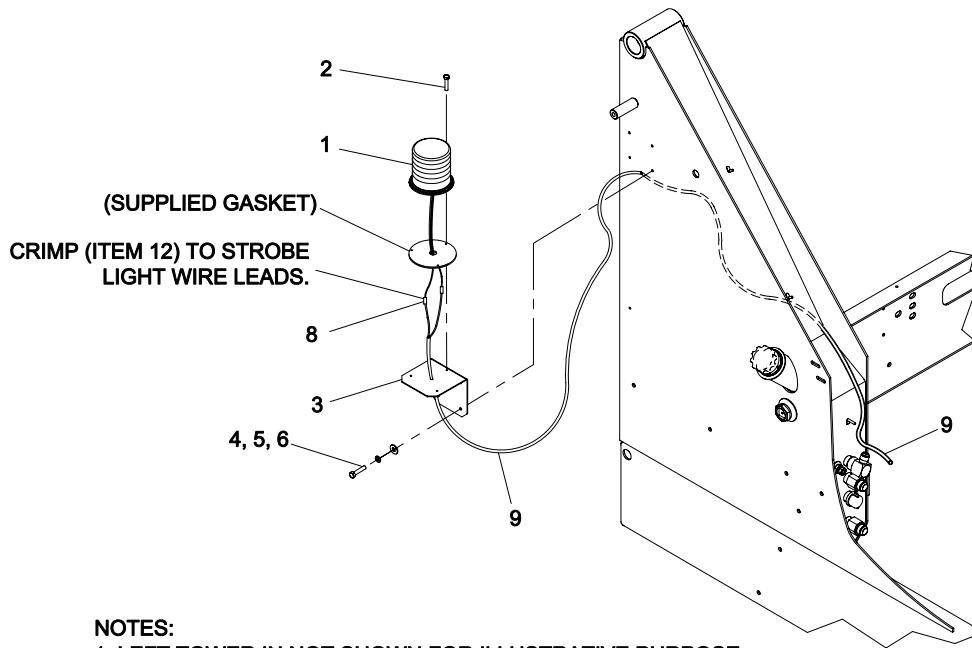
1. APPLY BLUE PLASTIC DIP P/N 896676 TO SCREW HEAD OR STUD AFTER INSTALLATION.

Item Pt No.	Description	Qty	Item Pt No.	Description	Qty
-	316586 Trans Temp Gauge Option *B	REF			
1	307200 Temp Sender	1			
2	323654 Harness "Bk1-Rear"	-			
3	323657 Harness "P2/Bk2 - Front"	-			
4	307199 Gauge - Trans Temp	-			

CONTROL PANEL

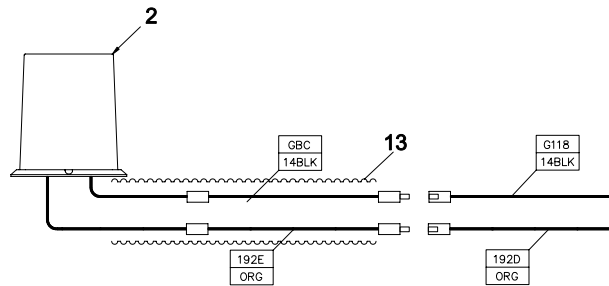
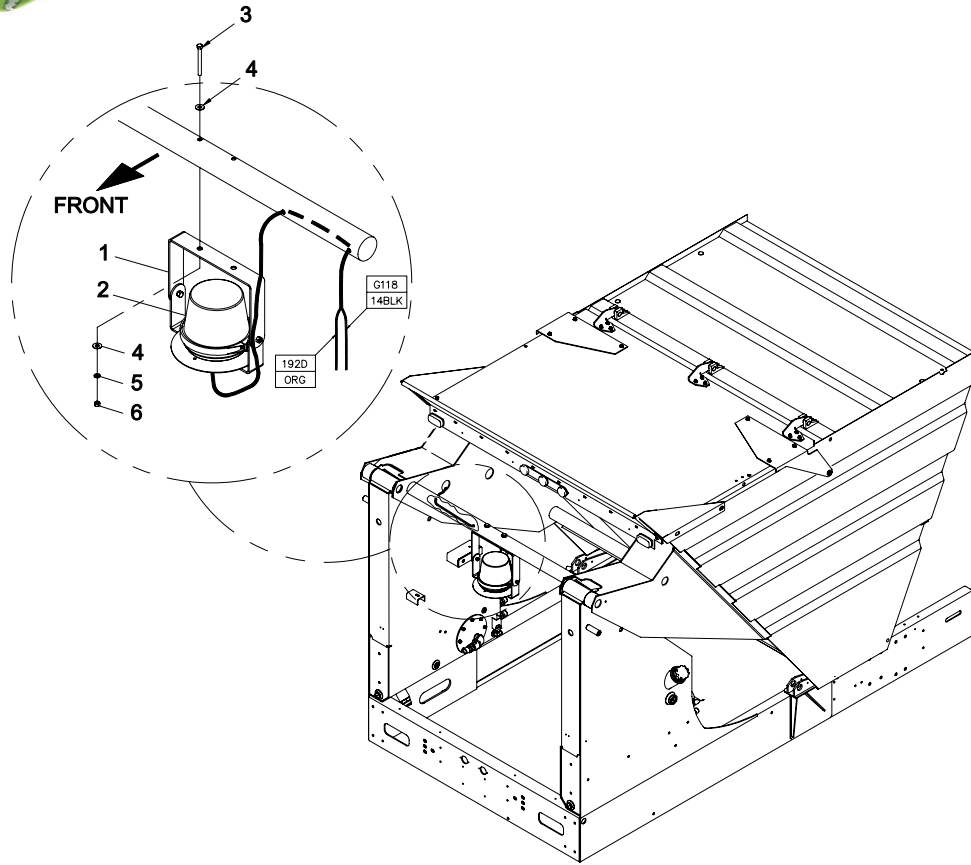


RIGHT TOWER

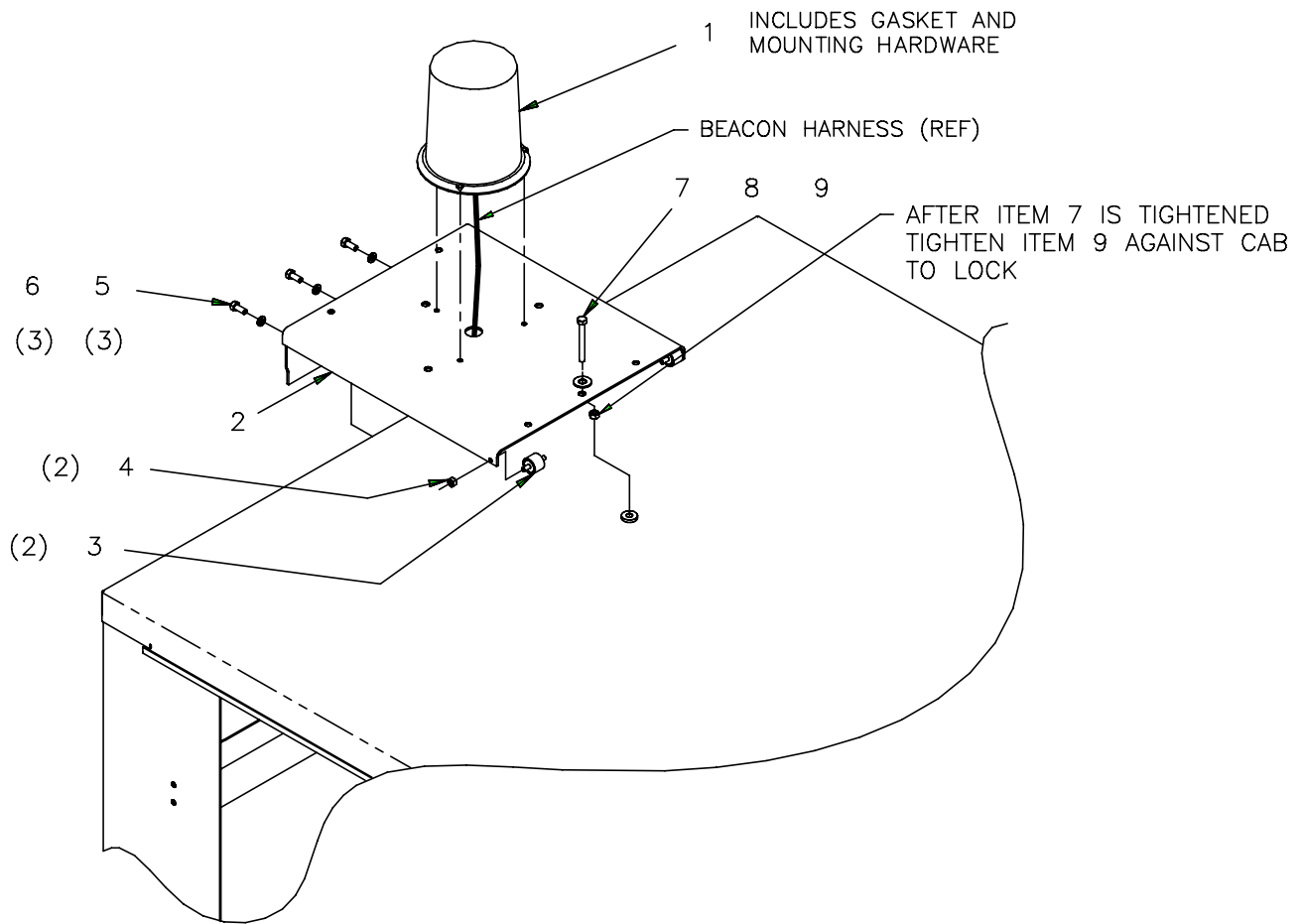


NOTES:
 1. LEFT TOWER IN NOT SHOWN FOR ILLUSTRATIVE PURPOSE.

Item Pt No.	Description	Qty
- 247291	LED Beacon, Rear, Dual Instl A	REF
1	247292 Pulse LED BEacon-Ecco 7940	2
2	604755 Screw, Flange Hd 1/4"-14x3/4"	6
3	323125 Angle, Strobe Light Supt Rear	2
4	031433 Bolt, Hex Hd 5/16"-18x1" (Gr.8YZ)	8
5	030373 Washer, Lock 5/16" (Gr.8YZ)	8
6	030489 Washer, Flat 5/16", USS (Gr.8YZ)	8
7	317372 Switch Rocker Rotary Beacon	-
8	327710 Wire Assy, Dual Rear Strobes	-
9	KE323126 Strobe, Rear Dual - Elec. Kit	1



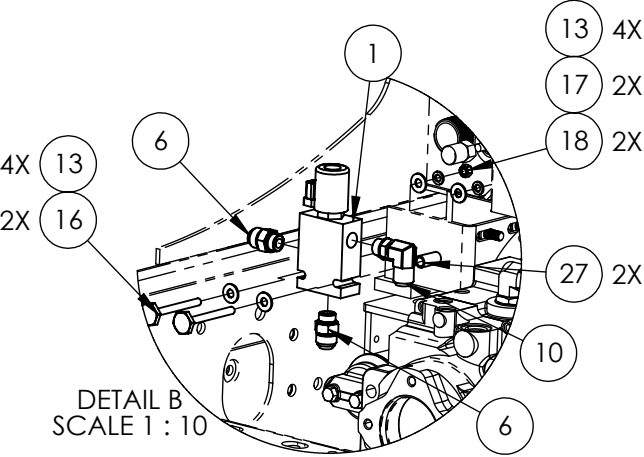
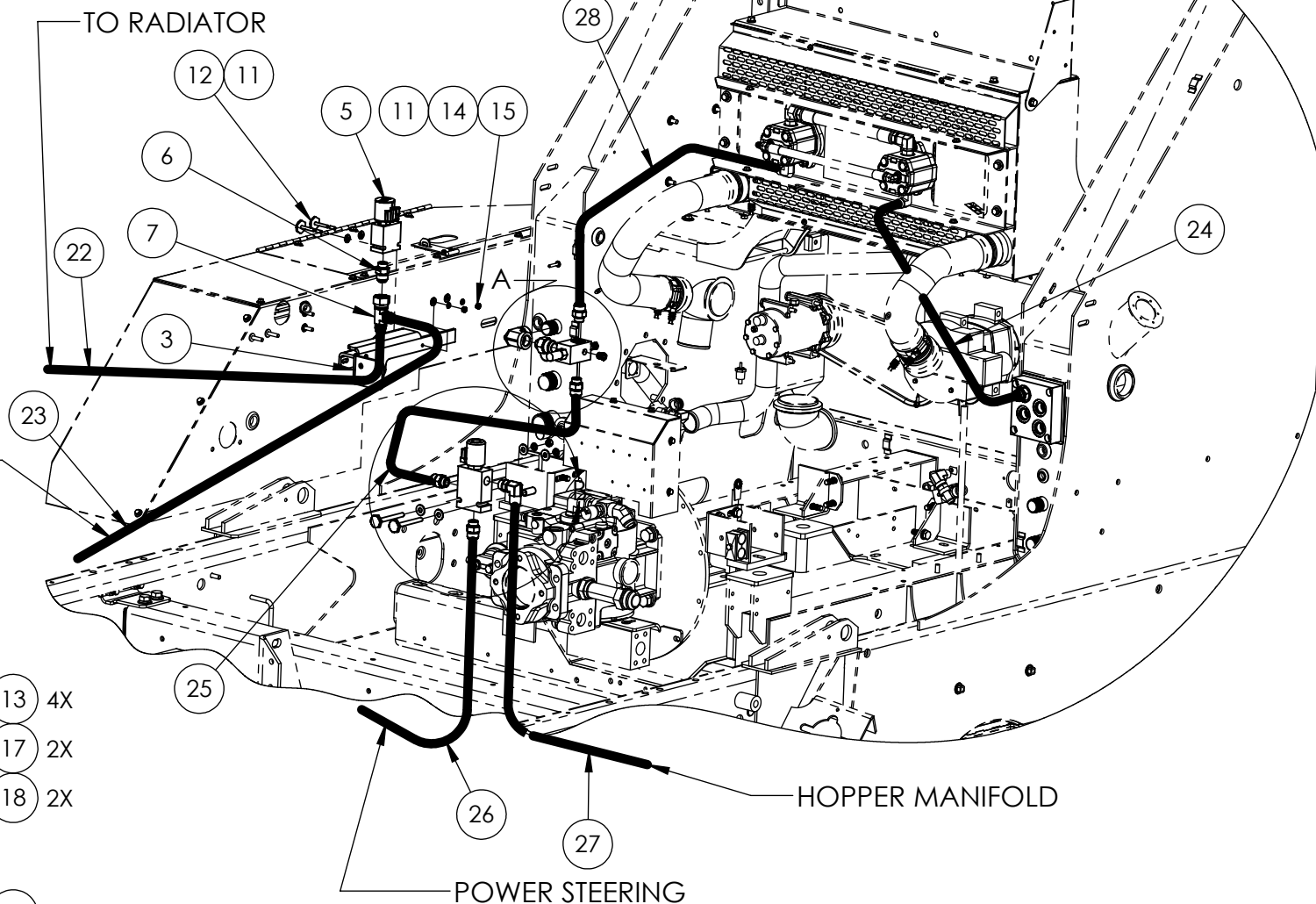
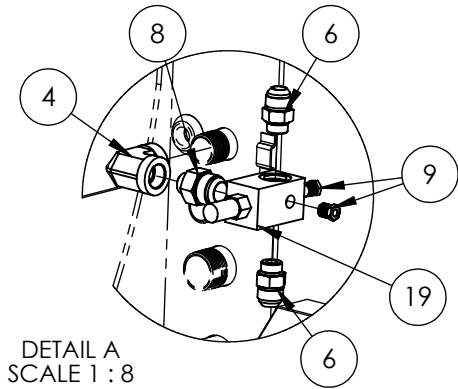
Item Pt No.	Description	Qty
- 310554	Hopper Mounted Strobe *C	REF
1	324411 Rework - Self Leveling Bracket	1
2	240512 Beacon, Strobe, Amber	1
3	050353 Bolt, Hex Hd 3/8"-16x3-3/4"(Gr.8YZ)	2
4	030557 Washer, Flat 3/8", USS (Gr.8YZ)	4
5	030605 Washer-Lock, Split, Plated, 3/8 Gr8	2
6	030599 Nut, Hex 3/8"-16 (Gr.8YZ)	2
12	895101-02 Sealant, Silicone Black RTV OSI HM-2	-
13	KE310554 Hopper Mounted Strobe - Elec. Kit	1
14	317372 Switch Rocker Rotary Beacon	-
15	317804 Mount, Sandwich-Rubber	-
16	327842 Wire Extension, Rear Beacon	-



NOTES:

1. ITEM 10 (SWITCH, NOT SHOWN)
 INSTALLS IN CAB ON PANEL 324567

Item Pt No.	Description	Qty
- 325480	Bacon Light Instal. (Cab.)	B REF
1	325482 Beacon, Rota-Beam Rb6 Amber	1
2	353773 Beacon Bracket Weldment	1
3	317804 Mount, Sandwich-Rubber	2
4	203375 Nut-Lock, Nyl Insert, 1/4-20	2
5	030483 Scr- Hxhd Pltd 5/16-18X3/4 Gr8	3
6	030373 Washer- Loc Split Plt 5/16 Gr8	3
7	350708 Scr-Hx Hd Cap, 3/8-16X1-3/4 Gr8	1
8	030557 Washer Flat Uss Plated 3/8	1
9	030599 Nut- Plated, 3/8-16 Gr8	1
10	317372 Switch Rocker Rotary Beacon	1
11	608989 Grommet An931-B4-7	1



NOTE: ALL HOSE ROUTINGS IN THIS CONFIGURATION ARE TO ACCOMEDATE HIGH SPEED HOPPER LIFT OPTION **ONLY**.

PLEASE SEE DRAWING #326298 FOR M4 STANDARD SWEEP OPTION.



HIGH SPEED HOPPER LIFT





ITEM NO.	PART NUMBER	DESCRIPTION	QTY
REF	330769	HIGH SPEED HOPPER LIFT- OPTION	REV A
1	330768	VALVE, HIGH SPEED HOPPER LIFT	1
2	330835	HARNESS,HIGH SPEED DUMP CYCLE	1
3	331090	OIL FILL BRACKET	1 REF
4	322710	FITTING,HYD,90°,FNPT-16(1") X FNPT-12(3/4")	1
5	248852	VALVE,PROPORSIONAL RELIEF,ASS'Y	1
6	056501	HYD. FITTING STRAIGHT (MJIC-12/MORB-10)	5
7	14134	FITTING,HYD,TEE,FJIC-12 X MJIC-12 X 2	1
8	320465	FITTING,HYD,STR,MJIC-16 X MORB-10	1
9	10273	HYDRAULIC FITTING PORT PLUG (Pipe-04)	2
10	351707	FITTING,HYD,90°,MORB-10 X MJIC-12	1
11	035605	WASHER,FLAT,Ø 1/4",USS,(3/4" O.D.)	4
12	602636	BOLT,HEX,HEAD,Ø 1/4-20-UNC x 2 1/2"LG	2
13	030557	WASHER,FLAT,USS,Ø 3/8"	4
14	030643	WASHER,SPRING LOCK,Ø 1/4"	2
15	030703	NUT, HEX, 1/4-20-UNC	2
16	050353	BOLT,HEX,HEAD,3/8-16-UNC x 3 3/4"LG	2
17	030605	WASHER,SPRING LOCK,Ø 3/8"	2
18	030599	NUT, HEX, 3/8-16-UNC	2
19	314360	ASSY-RELIEF VALVE (1500PSI)	1 REF
20	248932	HOSE-12 FJIC-12 X 2	1
21	331216	HOSE ASSY, 3/4" ID X 18" LG	1
22	331257	HOSE ASSY, 3/4" ID X 18.125" LG	1
23	331267	HOSE ASSY, 3/4" ID X 38" LG	1
24	331271	HOSE ASSY, 3/4" ID X 45.5" LG	1
25	331272	HOSE ASSY, 5/8" ID X 84.5" LG	1
26	322049	HOSE ASSY, 3/4 ID X 43.3" LG	1
27	E305051	TUBE	2

Table of Contents


Subject	Page
Body	
Air Filter	10-2
Pump Oil Filter	10-3
Primary Water/Fuel Filter	10-4
Secondary Fuel Filter	10-5
Lube Filter	10-6
Hydraulic Oil/Water Separator	10-7
High Pressure Hydraulic Oil Filter	10-8
Internal Hydraulic Suction Strainer	10-9
Air Conditioner Filter	10-10




Air Filter
Global P/N : E325120




Pump Oil Filter
Global P/N : 381976



Primary Water/Fuel Filter
Global P/N : 382544 (247178)



Secondary Fuel Filter
Global P/N : 382663



Engine Oil Filter
Global P/N : 382666



Hydraulic Oil/Water Separator
Global P/N : 323760



High Pressure Hydraulic Oil Filter
Global P/N : 308591

See Chapter 7, p. 7-17

326299 - Hydraulic Tank Components

Item #19



Internal Hydraulic Suction Strainer
Global P/N : 326835



A/C Air Filter
Global P/N : 381953



GLOBAL
ENVIRONMENTAL PRODUCTS



*5405 Industrial Parkway
San Bernardino, CA 92407 USA*

*Phone: 909-713-1600
info@globalsweeper.com*

www.GlobalSweeper.com

GLOBAL
SWEEPER

55
1955 - 2010